

Classic 2024-25

Monday 6:30 pm

Big Apple Fun Center

Lanes 1 - 14

President: Doug Giles (308)627-5683

Vice President: Austin Longmore (308)233-1251

Secretary/Treasurer: Gary Hatcher (308)238-3914

Team Standings

Place	#	Team Name	Points Won	Points Lost	%Won	Pins + HDCP	Scratch Pins	Avg p/gm	High Game	High Sers	HDCP Game	HDCP Sers
1	10	Wii Bowling World Champs	146	54	73.0	16887	12237	815	932	2652	1224	3528
2	4	Little Mexico Restaurant	131	69	65.5	16408	11920	794	870	2519	1166	3370
3	6	Sorensen Group	130	70	65.0	16694	14576	971	1171	3189	1327	3657
4	3	Kirkland Siding	123	77	61.5	16766	11885	792	883	2509	1187	3421
5	12	Common Cents Bookkeeping	99½	100½	49.8	16453	13870	924	1068	2868	1225	3426
6	11	Cornhusker Ag/Rising Ag	98½	101½	49.3	16770	13068	871	983	2769	1199	3405
7	7	Peerless Machine	98	102	49.0	16232	10028	668	807	2242	1197	3412
8	2	Kennedy Arborcare	95	105	47.5	16558	12184	812	908	2496	1178	3432
9	9	AB Service & Repair	95	105	47.5	16158	13314	887	1027	2880	1244	3495
10	13	Auto Central	80½	119½	40.3	16323	11061	737	806	2388	1129	3357
11	8	West	79	121	39.5	16127	12920	861	944	2637	1185	3310
12	14	Jack Lederman Co.	68	132	34.0	16245	12801	853	1008	2720	1238	3410
13	5	Super Cool Unnamed Team	57	143	28.5	15934	14284	952	1106	3236	1199	3515
14	1	Draw Team	99½	100½		16601	13559	903	1171	3189	1327	3657

Review of Last Week's Bowling.....

Lanes	Team Name	HDCP -1-	HDCP -2-	HDCP -3-	HDCP Total	Last Wk WON		Team Name	HDCP -1-	HDCP -2-	HDCP -3-	HDCP Total	Last Wk WON
1-2	Draw Team	1183	1244	1068	3495	32½	<--->	Jack Lederman Co.	1085	1159	1055	3299	7½
3-4	Kennedy Arborcare	1178	1077	1016	3271	5	<--->	AB Service & Repair	1183	1244	1068	3495	35
5-6	West	1123	1002	1185	3310	14	<--->	Auto Central	1129	1112	1116	3357	26
7-8	Wii Bowling World Ch	1116	1170	1040	3326	28	<--->	Super Cool Unnamed	1091	1056	1073	3220	12
9-10	Common Cents Bookk	1225	1051	1020	3296	14	<--->	Peerless Machine	1135	1080	1197	3412	26
11-12	Kirkland Siding	1187	1118	1116	3421	27	<--->	Cornhusker Ag/Rising	1084	1084	1199	3367	13
13-14	Little Mexico Restaur	1107	1113	1082	3302	34	<--->	Sorensen Group	1075	1023	1064	3162	6

Lane Assignments

	1-2	3-4	5-6	7-8	9-10	11-12	13-14
Wk06 10/14	1- 6	5- 12	9- 3	2- 7	13- 10	4- 8	14- 11
Wk07 10/21	1- 11	9- 7	4- 10	6- 8	3- 14	13- 5	12- 2
Wk08 10/28	1- 5	10- 6	3- 8	12- 13	11- 9	14- 2	7- 4

Last Week's Top Scores

Team Scratch Game	Team Scratch Series	Team Handicap Game	Team Handicap Series
1068 Common Cents Bookkeepi	2826 Sorensen Group	1244 AB Service & Repair	3495 AB Service & Repai
1004 AB Service & Repair	2825 Common Cents Bookkeepi	1225 Common Cents Bookkeepi	3421 Kirkland Siding
968 Cornhusker Ag/Rising Ag	2821 Super Cool Unnamed Team	1199 Cornhusker Ag/Rising Ag	3412 Peerless Machine
963 Sorensen Group	2775 AB Service & Repair	1197 Peerless Machine	3367 Cornhusker Ag/Risi
958 Super Cool Unnamed Team	2674 Cornhusker Ag/Rising Ag	1187 Kirkland Siding	3357 Auto Central
946 Jack Lederman Co.	2660 Jack Lederman Co.	1185 West	3326 Wii Bowling World
944 West	2587 West	1178 Kennedy Arborcare	3310 West
908 Kennedy Arborcare	2519 Little Mexico Restaurant	1170 Wii Bowling World Champs	3302 Little Mexico Resta
883 Kirkland Siding	2509 Kirkland Siding	1159 Jack Lederman Co.	3299 Jack Lederman Co.
877 Wii Bowling World Champs	2461 Kennedy Arborcare	1129 Auto Central	3296 Common Cents Bo
852 Little Mexico Restaurant	2447 Wii Bowling World Champs	1113 Little Mexico Restaurant	3271 Kennedy Arborcare
807 Peerless Machine	2388 Auto Central	1091 Super Cool Unnamed Team	3220 Super Cool Unnam
806 Auto Central	2242 Peerless Machine	1075 Sorensen Group	3162 Sorensen Group

Last Week's Top Scores - Continued

<u>Scratch Game</u>		<u>Scratch Series</u>		<u>Handicap Game</u>		<u>Handicap Series</u>	
264	Carter Hollis	704	Jason Feddersen	310	Justin Hodges	787	Johnny Nikkila
256	Anthony Eigenberg	675	Jarod Zikmund	287	Cody Bristow	770	Justin Hodges
256	Justin Hodges	674	Jeremy Dalland	278	Chris Stapleton	743	Larry Harrington
247	Jason Feddersen	672	Jared Samuelson	277	Johnny Nikkila	726	Cody Bristow
243	Jeremy Dalland	650	Ryan Walton	275	Ivan Stones	725	Ryan Walton
234	Ryan Walton	641	Kurt Schmidt	272	Anthony Eigenberg	723	Ivan Stones
234	Jarod Zikmund	638	Michael Marcellus	269	Carter Hollis	722	Danny Jeffryes
233	Jared Samuelson	613	Mike Brown	266	Tyler Mizner	718	Mike Brown
229	Tyler Mizner	611	Kevin Wise	264	Bobby Turner Jr	716	Blake Bogus
227	Mike Brown	608	Justin Hodges	263	Larry Harrington	714	Kevin Moriarty

Season High Scores

<u>Team Scratch Game</u>		<u>Team Scratch Series</u>		<u>Team Handicap Game</u>		<u>Team Handicap Series</u>	
1171	Sorensen Group	3236	Super Cool Unnamed Team	1327	Sorensen Group	3657	Sorensen Group
1106	Super Cool Unnamed Team	3189	Sorensen Group	1244	AB Service & Repair	3528	Wii Bowling World
1068	Common Cents Bookkeepi	2880	AB Service & Repair	1238	Jack Lederman Co.	3515	Super Cool Unnam
1027	AB Service & Repair	2868	Common Cents Bookkeepi	1225	Common Cents Bookkeepi	3495	AB Service & Repai
1008	Jack Lederman Co.	2769	Cornhusker Ag/Rising Ag	1224	Wii Bowling World Champs	3432	Kennedy Arborcare
983	Cornhusker Ag/Rising Ag	2720	Jack Lederman Co.	1199	Super Cool Unnamed Team	3426	Common Cents Bo
944	West	2652	Wii Bowling World Champs	1199	Cornhusker Ag/Rising Ag	3421	Kirkland Siding
932	Wii Bowling World Champs	2637	West	1197	Peerless Machine	3412	Peerless Machine
908	Kennedy Arborcare	2519	Little Mexico Restaurant	1187	Kirkland Siding	3410	Jack Lederman Co.
883	Kirkland Siding	2509	Kirkland Siding	1185	West	3405	Cornhusker Ag/Risi
870	Little Mexico Restaurant	2496	Kennedy Arborcare	1178	Kennedy Arborcare	3370	Little Mexico Resta
807	Peerless Machine	2388	Auto Central	1166	Little Mexico Restaurant	3357	Auto Central
806	Auto Central	2242	Peerless Machine	1129	Auto Central	3310	West
<u>Scratch Game</u>		<u>Scratch Series</u>		<u>Handicap Game</u>		<u>Handicap Series</u>	
290	Jason Feddersen	728	Jason Feddersen	317	Trevor Hibberd	823	Kevin Wise
289	Jeremy Dalland	726	Jeremy Dalland	310	Justin Hodges	787	Johnny Nikkila
279	Jarod Zikmund	715	Todd Mathews	302	Jason Feddersen	770	Justin Hodges
275	Chuck Brisbin	695	Jarod Zikmund	295	Doug Giles	769	Brandon Conyers
269	Jared Samuelson	694	Tom Richmond	294	Jeff Fruhling	768	Austin Longmore
264	Trevor Hibberd	691	Kevin Wise	294	Cruz Evans	764	Jason Feddersen
264	Carter Hollis	675	Chuck Brisbin	293	Jarod Zikmund	763	Jeff Fruhling
257	Josh Krolikowski	672	Jared Samuelson	290	Jeremy Dalland	760	Tom Richmond
257	Tom Richmond	665	Josh Krolikowski	290	Kevin Wise	752	Conan Gifford
256	Anthony Eigenberg	657	Austin Longmore	287	Cody Bristow	749	Bobby Turner Jr
256	Justin Hodges						

Team Rosters

1 - Draw Team

<u>Name</u>	<u>Avg</u>	<u>HDCP</u>	<u>Pins</u>	<u>Gms</u>	<u>Points Won</u>	<u>High Game</u>	<u>High Sers</u>	<u>HDCP Game</u>	<u>HDCP Sers</u>	<u>0's</u>	<u>200's</u>	<u>250's</u>	<u>0's</u>	<u>600's</u>	<u>700's</u>
				12	12.0	203	544	245	670	10	2	--	4	--	--
				6	2.0	168	414	245	645	6	--	--	2	--	--
				15	10.0	186	472	266	700	15	--	--	5	--	--
				6	5.0	191	503	255	695	6	--	--	2	--	--
				9	5.5	169	437	247	671	9	--	--	3	--	--
				12	11.0	244	588	294	737	8	4	--	4	--	--
				15	10.5	214	539	262	686	14	1	--	5	--	--

2 - Kennedy Arborcare

<u>Name</u>	<u>Avg</u>	<u>HDCP</u>	<u>Pins</u>	<u>Gms</u>	<u>Points Won</u>	<u>High Game</u>	<u>High Sers</u>	<u>HDCP Game</u>	<u>HDCP Sers</u>	<u>0's</u>	<u>200's</u>	<u>250's</u>	<u>0's</u>	<u>600's</u>	<u>700's</u>
Masato M. Sugita	176	39	2648	15	10.0	208	558	267	735	14	1	--	5	--	--
Mike McCollough	bk156	59	482	3	2.0	171	482	230	659	3	--	--	1	--	--
Matthew J. Doerr	133	82	1598	12	5.0	168	436	245	694	12	--	--	4	--	--
Andrew J. Kennedy	135	80	1623	12	8.0	194	440	269	665	12	--	--	4	--	--
Brandon M. Conyers	174	41	2620	15	13.0	224	613	276	769	11	4	--	4	1	--
Kevin L. Wise	189	26	2847	15	12.0	246	691	290	823	10	5	--	3	2	--

3 - Kirkland Siding

Name	Avg	HDCP	Pins	Gms	Points Won	High Game	High Sers	HDCP Game	HDCP Sers	0's	200's	250's	0's	600's	700's
Bill Kirkland	153	62	2309	15	8.0	186	506	250	698	15	--	--	5	--	--
Conan R. Gifford	152	63	2282	15	11.0	187	512	267	752	15	--	--	5	--	--
Brad M. Olson	bk185	30	614	3	3.0	235	614	265	704	2	1	--	--	1	--
Larry L. Harrington	152	63	1833	12	9.0	192	530	263	743	12	--	--	4	--	--
Lane E. Riffey	169	46	2537	15	12.0	211	553	262	748	14	1	--	5	--	--
Bobby Turner Jr	160	55	1929	12	10.0	205	524	272	749	11	1	--	4	--	--

4 - Little Mexico Restaurant

Name	Avg	HDCP	Pins	Gms	Points Won	High Game	High Sers	HDCP Game	HDCP Sers	0's	200's	250's	0's	600's	700's
Nathan Banks	176	39	2117	12	12.0	203	544	245	670	10	2	--	4	--	--
Scott A. Asay	136	79	817	6	2.0	168	414	245	645	6	--	--	2	--	--
Quintn S. Holliday	144	71	2166	15	10.0	186	472	266	700	15	--	--	5	--	--
Trevor A. Roberts	bk151	64	933	6	5.0	191	503	255	695	6	--	--	2	--	--
Nolan P. Parr	129	86	1164	9	5.5	169	437	247	671	9	--	--	3	--	--
Cruz A. Evans	182	33	2189	12	11.0	244	588	294	737	8	4	--	4	--	--
Craig A. Schutt	168	47	2534	15	10.5	214	539	262	686	14	1	--	5	--	--

5 - Super Cool Unnamed Team

Name	Avg	HDCP	Pins	Gms	Points Won	High Game	High Sers	HDCP Game	HDCP Sers	0's	200's	250's	0's	600's	700's
Tom Richmond	191	24	2292	12	4.0	257	694	279	760	9	2	1	3	1	--
Jason D. Stubbs	176	39	2654	15	9.0	212	572	256	704	13	2	--	5	--	--
Ryan E. Walton	195	20	2930	15	7.0	234	650	259	725	8	7	--	4	1	--
Scott A. Bauer	181	34	2180	12	7.0	205	585	229	682	10	2	--	4	--	--
Todd M. Mathews	bk205	10	715	3	4.0	254	715	264	745	--	2	1	--	--	1
Chuck M. Brisbin	198	17	2976	15	5.0	275	675	283	699	8	6	1	2	3	--
Tom McLeod	bk184	31	537	3	1.0	210	537	241	630	2	1	--	1	--	--

6 - Sorensen Group

Name	Avg	HDCP	Pins	Gms	Points Won	High Game	High Sers	HDCP Game	HDCP Sers	0's	200's	250's	0's	600's	700's
Doug Giles	180	35	2708	15	12.0	246	591	295	738	12	3	--	5	--	--
Chris R. Lytle	174	41	1567	9	10.0	206	567	245	684	8	1	--	3	--	--
Logan J. Albright	bk172	43	1189	6	7.0	231	607	274	736	3	3	--	1	1	--
Jeff A. Fruhling	193	22	2896	15	12.0	255	646	294	763	9	5	1	3	2	--
Josh K. Krolkowski	193	22	2901	15	6.0	257	665	281	737	11	3	1	4	1	--
Jeremy J. Dalland	231	0	2779	12	10.0	289	726	290	729	--	11	1	--	3	1

7 - Peerless Machine

Name	Avg	HDCP	Pins	Gms	Points Won	High Game	High Sers	HDCP Game	HDCP Sers	0's	200's	250's	0's	600's	700's
Jacob M. Rodriguez	102	113	924	9	5.0	146	334	256	664	9	--	--	3	--	--
Brooks D. Paul	115	100	1727	15	7.0	170	392	257	698	15	--	--	5	--	--
John W. Paul	115	100	1382	12	8.0	141	368	234	659	12	--	--	4	--	--
Nate Grabenstein	110	105	332	3		119	332	224	647	3	--	--	1	--	--
Jake W. Peden	142	73	1280	9	9.0	193	468	286	747	9	--	--	3	--	--
Alex J. Peden	148	67	2227	15	9.0	188	486	258	696	15	--	--	5	--	--
Cory D. Waddell	179	36	2156	12	10.0	211	570	256	697	10	2	--	4	--	--

8 - West

Name	Avg	HDCP	Pins	Gms	Points Won	High Game	High Sers	HDCP Game	HDCP Sers	0's	200's	250's	0's	600's	700's
Bob Stevens	149	66	2247	15	9.0	180	508	244	683	15	--	--	5	--	--
Johnny L. Nikkila	166	49	1995	12	7.0	216	604	277	787	10	2	--	3	1	--
Ivan D. Stones	169	46	2545	15	10.0	224	570	275	723	14	1	--	5	--	--
Jerry Schmitz	bk187	28	1036	6	3.0	202	539	230	623	4	2	--	2	--	--
Gary D. Hatcher	174	41	2622	15	7.0	224	588	265	711	12	3	--	5	--	--
Justin R. Swanek	206	9	2475	12	8.0	237	654	248	687	6	6	--	1	3	--

9 - AB Service & Repair

Name	Avg	HDCP	Pins	Gms	Points	High	High	HDCP	HDCP	0's	200's	250's	0's	600's	700's
					Won	Game	Sers	Game	Sers						
Sean A. McBride	145	70	2188	15	11.0	178	463	247	679	15	--	--	5	--	--
Cody D. Bristow	137	78	1653	12	2.0	203	474	287	726	11	1	--	4	--	--
Eric R. Bedke	206	9	618	3	4.0	227	618	236	645	1	2	--	--	1	--
Mike Brown	188	27	1697	9	12.0	234	613	269	718	6	3	--	1	2	--
Tom Soderholm	bk188	27	584	3	3.0	207	584	234	665	2	1	--	1	--	--
Kurt L. Schmidt	198	17	2379	12	10.0	233	641	272	745	6	6	--	2	2	--
Dan Schmidt	204	11	2457	12	3.0	235	647	244	674	5	7	--	1	3	--

10 - Wii Bowling World Champs

Name	Avg	HDCP	Pins	Gms	Points	High	High	HDCP	HDCP	0's	200's	250's	0's	600's	700's
					Won	Game	Sers	Game	Sers						
Jacob D. Roth	93	122	1122	12	10.5	133	325	267	727	12	--	--	4	--	--
Scott A. Feddersen	bk154	61	485	3	1.0	166	485	227	668	3	--	--	1	--	--
Javan D. Clement	137	78	1646	12	14.0	170	455	262	729	12	--	--	4	--	--
Matt W. Morrow	bk182	33	1039	6	6.0	187	553	220	652	6	--	--	2	--	--
Brandon J. Clement	141	74	1701	12	10.0	183	467	258	692	12	--	--	4	--	--
Anthony C. Eigenberg	198	17	2982	15	14.5	256	642	272	713	7	7	1	4	1	--
Jason S. Feddersen	227	0	2725	12	12.0	290	728	302	764	2	7	3	--	2	2

11 - Cornhusker Ag/Rising Ag

Name	Avg	HDCP	Pins	Gms	Points	High	High	HDCP	HDCP	0's	200's	250's	0's	600's	700's
					Won	Game	Sers	Game	Sers						
Blake R. Bogus	125	90	1501	12	6.0	166	428	262	716	12	--	--	4	--	--
Doug Samuelson	136	79	2048	15	13.5	176	473	264	741	15	--	--	5	--	--
Danny Jeffryes	183	32	1652	9	8.0	205	573	256	726	8	1	--	3	--	--
Brent E. Hollis	141	74	425	3	3.0	157	425	231	647	3	--	--	1	--	--
Carter R. Hollis	208	7	3123	15	7.5	264	649	269	686	5	9	1	--	5	--
Jared J. Samuelson	216	0	3249	15	8.0	269	672	282	710	4	9	2	1	4	--

12 - Common Cents Bookkeeping

Name	Avg	HDCP	Pins	Gms	Points	High	High	HDCP	HDCP	0's	200's	250's	0's	600's	700's
					Won	Game	Sers	Game	Sers						
Justin M. Hodges	170	45	2551	15	10.0	256	608	310	770	13	1	1	4	1	--
Shawn E. Mizner	179	36	2685	15	9.0	229	595	266	724	11	4	--	5	--	--
Tyler L. Mizner	181	34	2720	15	11.0	229	573	266	684	12	3	--	5	--	--
Michael G. Marcellus	198	17	2980	15	10.0	245	644	275	734	8	7	--	2	3	--
Austin M. Longmore	195	20	2934	15	14.5	244	657	281	768	9	6	--	2	3	--

13 - Auto Central

Name	Avg	HDCP	Pins	Gms	Points	High	High	HDCP	HDCP	0's	200's	250's	0's	600's	700's
					Won	Game	Sers	Game	Sers						
Bob Cherry	104	111	1572	15	13.0	131	333	248	716	15	--	--	5	--	--
Bob J. Hunt	126	89	1134	9	1.0	138	393	218	633	9	--	--	3	--	--
Chris C. Hunt	171	44	1028	6	3.0	212	528	251	645	4	2	--	2	--	--
Mark A. Woodside	147	68	1771	12	10.0	176	457	249	682	12	--	--	4	--	--
Chris L. Stapleton	165	50	2480	15	7.0	224	557	278	731	12	3	--	5	--	--
Kevin L. Moriarty	170	45	2552	15	5.0	209	564	251	714	12	3	--	5	--	--

14 - Jack Lederman Co.

Name	Avg	HDCP	Pins	Gms	Points	High	High	HDCP	HDCP	0's	200's	250's	0's	600's	700's
					Won	Game	Sers	Game	Sers						
Ron J. Studnicka	149	66	2238	15	7.0	183	468	249	660	15	--	--	5	--	--
Trevor D. Hibberd	173	42	2608	15	12.0	264	567	317	726	12	2	1	5	--	--
Leroy H. Hoss	144	71	2162	15	5.0	193	460	258	662	15	--	--	5	--	--
David D. Hibberd	188	27	1698	9	6.0	247	602	281	704	6	3	--	2	1	--
Eric R. Zikmund	bk188	27	1080	6	2.0	209	577	236	658	4	2	--	2	--	--
Jarod D. Zikmund	216	0	2596	12	8.5	279	695	293	737	4	6	2	1	3	--

Temporary Substitutes

<u>Name</u>	<u>Avg</u>	<u>HDCP</u>	<u>Pins</u>	<u>Gms</u>	<u>Points Won</u>	<u>High Game</u>	<u>High Sers</u>	<u>HDCP Game</u>	<u>HDCP Sers</u>	<u>0's</u>	<u>200's</u>	<u>250's</u>	<u>0's</u>	<u>600's</u>	<u>700's</u>
Keith A. Albright	205	10	615	3	2.0	227	615	237	645	1	2	--	--	1	--
Doug Houtz	bk169	46	956	6	3.0	192	537	238	675	6	--	--	2	--	--
Hewitt P. Moyer	177	38	1064	6	5.0	213	536	250	647	4	2	--	2	--	--
Greg A. Pettit	bk199	16	628	3	3.0	226	628	242	676	--	3	--	--	1	--
Richard M. Serr	bk161	54	524	3	4.0	195	524	249	686	3	--	--	1	--	--
Devon L. Smith	bk184	31	542	3	0.5	191	542	222	635	3	--	--	1	--	--

High Individual Match Points

14.5 Austin Longmore	14.5 Anthony Eigenberg	14 Javan Clement	13.5 Doug Samuelson
13 Brandon Conyers	13 Bob Cherry	12 Doug Giles	12 Lane Riffey
12 Kevin Wise	12 Mike Brown	12 Nathan Banks	12 Jeff Fruhling
12 Trevor Hibberd	12 Jason Feddersen	11 Conan Gifford	11 Tyler Mizner

Classic 2024-25

Big Apple Fun Center Reprint of Scores -- Week 5

Lane 1 1 - Draw Team-AB Service & Repair

Name	Old Avg	Old HDCP	-1-	-2-	-3-	Total	HDCP Total
			156	153	154	463	679
			157	203	114	474	726
			214	227	172	613	718
			191	207	186	584	665
			225	214	202	641	707
			====	====	====	====	====
Scratch Total			943	1004	828	2775	2775
Handicap			240	240	240		720
Total			1183	1244	1068	2775	3495
Team Points Won			5.0	5.0	5.0	20.0	20.0
Match Points Won			2.0	4.0	4.0	15.0	15.0
Total Points Won			7.0	9.0	9.0	35.0	35.0

Lane 2 14 - Jack Lederman Co. Week 5 10/7/2024

Name	Old Avg	Old HDCP	-1-	-2-	-3-	Total	HDCP Total
Ron J. Studnicka	148	67	149	177	128	454	655
Trevor D. Hibberd	176	39	150	163	182	495	612
Leroy H. Hoss	144	71	132	152	150	434	647
David D. Hibberd	bk181	34	225	220	157	602	704
Jarod D. Zikmund	bk213	2	216	234	225	675	681
			====	====	====	====	====
Scratch Total			872	946	842	2660	2660
Handicap			213	213	213		639
Total			1085	1159	1055	2660	3299
Team Points Won			0.0	0.0	0.0	0.0	0.0
Match Points Won			1.0	2.5	3.0	7.5	7.5
Total Points Won			1.0	2.5	3.0	7.5	7.5

Lane 3 2 - Kennedy Arborcare Week 5 10/7/2024

Name	Old Avg	Old HDCP	-1-	-2-	-3-	Total	HDCP Total
Masato M. Sugita	175	40	190	178	178	546	666
Matthew J. Doerr	129	86	158	125	153	436	694
Andrew J. Kennedy	138	77	159	133	89	381	612
Brandon M. Conyers	177	38	186	147	154	487	601
Kevin L. Wise	186	29	215	224	172	611	698
			====	====	====	====	====
Scratch Total			908	807	746	2461	2461
Handicap			270	270	270		810
Total			1178	1077	1016	2461	3271
Team Points Won			0.0	0.0	0.0	0.0	0.0
Match Points Won			3.0	1.0	1.0	5.0	5.0
Total Points Won			3.0	1.0	1.0	5.0	5.0

Lane 4 9 - AB Service & Repair Week 5 10/7/2024

Name	Old Avg	Old HDCP	-1-	-2-	-3-	Total	HDCP Total
Sean A. McBride	143	72	156	153	154	463	679
Cody D. Bristow	bk131	84	157	203	114	474	726
Mike Brown	bk180	35	214	227	172	613	718
Tom Soderholm	bk188	27	191	207	186	584	665
Kurt L. Schmidt	193	22	225	214	202	641	707
			====	====	====	====	====
Scratch Total			943	1004	828	2775	2775
Handicap			240	240	240		720
Total			1183	1244	1068	2775	3495
Team Points Won			5.0	5.0	5.0	20.0	20.0
Match Points Won			2.0	4.0	4.0	15.0	15.0
Total Points Won			7.0	9.0	9.0	35.0	35.0

Lane 5 8 - West Week 5 10/7/2024

Name	Old Avg	Old HDCP	-1-	-2-	-3-	Total	HDCP Total
Bob Stevens	151	64	149	133	149	431	623
Johnny L. Nikkila	154	61	216	178	210	604	787
Ivan D. Stones	164	51	173	173	224	570	723
Jerry Schmitz	bk187	28	168	127	202	497	581
Gary D. Hatcher	178	37	176	150	159	485	596
			====	====	====	====	====
Scratch Total			882	761	944	2587	2587
Handicap			241	241	241		723
Total			1123	1002	1185	2587	3310
Team Points Won			0.0	0.0	5.0	5.0	5.0
Match Points Won			2.0	2.0	3.0	9.0	9.0
Total Points Won			2.0	2.0	8.0	14.0	14.0

Lane 6 13 - Auto Central Week 5 10/7/2024

Name	Old Avg	Old HDCP	-1-	-2-	-3-	Total	HDCP Total
Bob Cherry	103	112	100	108	125	333	669
Chris C. Hunt	176	39	203	143	154	500	617
Mark A. Woodside	bk147	68	176	113	156	445	649
Chris L. Stapleton	161	54	155	224	167	546	708
Kevin L. Moriarty	165	50	172	201	191	564	714
			====	====	====	====	====
Scratch Total			806	789	793	2388	2388
Handicap			323	323	323		969
Total			1129	1112	1116	2388	3357
Team Points Won			5.0	5.0	0.0	15.0	15.0
Match Points Won			3.0	3.0	2.0	11.0	11.0
Total Points Won			8.0	8.0	2.0	26.0	26.0

Classic 2024-25

Lane 7 10 - Wii Bowling World Champs Week 5 10/7/2024

Name	Old Avg	Old HDCP	-1-	-2-	-3-	Total	HDCP Total
Jacob D. Roth	90	125	108	96	105	309	684
Javan D. Clement	132	83	156	140	159	455	704
Brandon J. Clement	146	69	146	150	91	387	594
Anthony C. Eigenberg	199	16	166	256	170	592	640
Jason S. Feddersen	bk224	0	247	235	222	704	704
			====	====	====	====	====
Scratch Total			823	877	747	2447	2447
Handicap			293	293	293		879
Total			1116	1170	1040	2447	3326
Team Points Won			5.0	5.0	0.0	15.0	15.0
Match Points Won			3.0	4.0	3.0	13.0	13.0
Total Points Won			8.0	9.0	3.0	28.0	28.0

Lane 8 5 - Super Cool Unnamed Team Week 5 10/7/2024

Name	Old Avg	Old HDCP	-1-	-2-	-3-	Total	HDCP Total
Tom Richmond	bk195	20	184	164	183	531	591
Jason D. Stubbs	176	39	180	167	192	539	656
Ryan E. Walton	190	25	232	234	184	650	725
Scott A. Bauer	bk178	37	192	190	189	571	682
Chuck M. Brisbin	203	12	170	168	192	530	566
			====	====	====	====	====
Scratch Total			958	923	940	2821	2821
Handicap			133	133	133		399
Total			1091	1056	1073	2821	3220
Team Points Won			0.0	0.0	5.0	5.0	5.0
Match Points Won			2.0	1.0	2.0	7.0	7.0
Total Points Won			2.0	1.0	7.0	12.0	12.0

Lane 9 12 - Common Cents Bookkeeping Week 5 10/7/2024

Name	Old Avg	Old HDCP	-1-	-2-	-3-	Total	HDCP Total
Justin M. Hodges	161	54	256	204	148	608	770
Shawn E. Mizner	182	33	202	123	171	496	595
Tyler L. Mizner	178	37	229	182	162	573	684
Michael G. Marcellus	195	20	210	204	224	638	698
Austin M. Longmore	202	13	171	181	158	510	549
			====	====	====	====	====
Scratch Total			1068	894	863	2825	2825
Handicap			157	157	157		471
Total			1225	1051	1020	2825	3296
Team Points Won			5.0	0.0	0.0	5.0	5.0
Match Points Won			3.0	3.0	0.0	9.0	9.0
Total Points Won			8.0	3.0	0.0	14.0	14.0

Lane 10 7 - Peerless Machine Week 5 10/7/2024

Name	Old Avg	Old HDCP	-1-	-2-	-3-	Total	HDCP Total
Brooks D. Paul	111	104	153	124	109	386	698
John W. Paul	114	101	114	116	126	356	659
Jake W. Peden	139	76	128	136	180	444	672
Alex J. Peden	145	70	168	130	188	486	696
Cory D. Waddell	176	39	182	184	204	570	687
			====	====	====	====	====
Scratch Total			745	690	807	2242	2242
Handicap			390	390	390		1170
Total			1135	1080	1197	2242	3412
Team Points Won			0.0	5.0	5.0	15.0	15.0
Match Points Won			2.0	2.0	5.0	11.0	11.0
Total Points Won			2.0	7.0	10.0	26.0	26.0

Lane 11 3 - Kirkland Siding Week 5 10/7/2024

Name	Old Avg	Old HDCP	-1-	-2-	-3-	Total	HDCP Total
Bill Kirkland	155	60	140	140	161	441	621
Conan R. Gifford	147	68	185	161	163	509	713
Larry L. Harrington	144	71	192	173	165	530	743
Lane E. Riffey	169	46	161	182	162	505	643
Bobby Turner Jr	156	59	205	158	161	524	701
			====	====	====	====	====
Scratch Total			883	814	812	2509	2509
Handicap			304	304	304		912
Total			1187	1118	1116	2509	3421
Team Points Won			5.0	5.0	0.0	15.0	15.0
Match Points Won			4.0	3.0	1.0	12.0	12.0
Total Points Won			9.0	8.0	1.0	27.0	27.0

Lane 12 11 - Cornhusker Ag/Rising Ag Week 5 10/7/2024

Name	Old Avg	Old HDCP	-1-	-2-	-3-	Total	HDCP Total
Blake R. Bogus	119	96	149	113	166	428	716
Doug Samuelson	137	78	143	142	118	403	637
Danny Jeffryes	bk164	51	193	181	195	569	722
Carter R. Hollis	210	5	154	184	264	602	617
Jared J. Samuelson	214	1	214	233	225	672	675
			====	====	====	====	====
Scratch Total			853	853	968	2674	2674
Handicap			231	231	231		693
Total			1084	1084	1199	2674	3367
Team Points Won			0.0	0.0	5.0	5.0	5.0
Match Points Won			1.0	2.0	4.0	8.0	8.0
Total Points Won			1.0	2.0	9.0	13.0	13.0

Classic 2024-25

Lane 13 4 - Little Mexico Restaurant Week 5 10/7/2024

Name	Old Avg	Old HDCP	-1-	-2-	-3-	Total	HDCP Total
Nathan Banks	bk177	38	173	169	177	519	633
Quintn S. Holliday	143	72	152	146	145	443	659
Trevor A. Roberts	bk151	64	134	146	150	430	622
Cruz A. Evans	bk177	38	209	210	169	588	702
Craig A. Schutt	166	49	178	181	180	539	686
			====	====	====	====	====
Scratch Total			846	852	821	2519	2519
Handicap			261	261	261		783
Total			1107	1113	1082	2519	3302
Team Points Won			5.0	5.0	5.0	20.0	20.0
Match Points Won			3.0	4.0	3.0	14.0	14.0
Total Points Won			8.0	9.0	8.0	34.0	34.0

Lane 14 6 - Sorensen Group Week 5 10/7/2024

Name	Old Avg	Old HDCP	-1-	-2-	-3-	Total	HDCP Total
Doug Giles	184	31	161	169	161	491	584
Logan J. Albright	bk172	43	219	171	192	582	711
Jeff A. Fruhling	195	20	183	150	213	546	606
Josh K. Krolikowski	197	18	195	178	160	533	587
Jeremy J. Dalland	bk233	0	205	243	226	674	674
			====	====	====	====	====
Scratch Total			963	911	952	2826	2826
Handicap			112	112	112		336
Total			1075	1023	1064	2826	3162
Team Points Won			0.0	0.0	0.0	0.0	0.0
Match Points Won			2.0	1.0	2.0	6.0	6.0
Total Points Won			2.0	1.0	2.0	6.0	6.0

Classic 2024-25

Big Apple Fun Center

Note: This report includes information through October 7 which is Week 5 of 32

Match Points Won (This Week) -- Week 5

Lane 1 1 - Draw Team-AB Service & Repair Week 5 10/7/2024							
Name	Last Wk Won	Last Wk Lost	HDCP -1-	HDCP -2-	HDCP -3-	HDCP Total	
			228	225	226	679	
			241	287	198	726	
			249	262	207	718	
			218	234	213	665	
			247	236	224	707	
=====							
Scratch Total			943	1004	828	2775	
Handicap			240	240	240	720	
Total			1183	1244	1068	3495	
Team Points Won			5.0	5.0	5.0	20.0	
Match Points Won			2.0	4.0	4.0	15.0	
Total Points Won			7.0	9.0	9.0	35.0	

Lane 2 14 - Jack Lederman Co. Week 5 10/7/2024							
Name	Last Wk Won	Last Wk Lost	HDCP -1-	HDCP -2-	HDCP -3-	HDCP Total	
Ron J. Studnicka	1.0	3.0	216	244	195	655	
Trevor D. Hibberd	1.0	3.0	189	202	221	612	
Leroy H. Hoss	1.0	3.0	203	223	221	647	
David D. Hibberd	3.0	1.0	259	254	191	704	
Jarod D. Zikmund	1.5	2.5	218	236	227	681	
=====							
Scratch Total			872	946	842	2660	
Handicap			213	213	213	639	
Total			1085	1159	1055	3299	
Team Points Won			0.0	0.0	0.0	0.0	
Match Points Won			1.0	2.5	3.0	7.5	
Total Points Won			1.0	2.5	3.0	7.5	

Lane 3 2 - Kennedy Arborcare Week 5 10/7/2024							
Name	Last Wk Won	Last Wk Lost	HDCP -1-	HDCP -2-	HDCP -3-	HDCP Total	
Masato M. Sugita	1.0	3.0	230	218	218	666	
Matthew J. Doerr	2.0	2.0	244	211	239	694	
Andrew J. Kennedy		4.0	236	210	166	612	
Brandon M. Conyers	1.0	3.0	224	185	192	601	
Kevin L. Wise	1.0	3.0	244	253	201	698	
=====							
Scratch Total			908	807	746	2461	
Handicap			270	270	270	810	
Total			1178	1077	1016	3271	
Team Points Won			0.0	0.0	0.0	0.0	
Match Points Won			3.0	1.0	1.0	5.0	
Total Points Won			3.0	1.0	1.0	5.0	

Lane 4 9 - AB Service & Repair Week 5 10/7/2024							
Name	Last Wk Won	Last Wk Lost	HDCP -1-	HDCP -2-	HDCP -3-	HDCP Total	
Sean A. McBride	3.0	1.0	228	225	226	679	
Cody D. Bristow	2.0	2.0	241	287	198	726	
Mike Brown	4.0		249	262	207	718	
Tom Soderholm	3.0	1.0	218	234	213	665	
Kurt L. Schmidt	3.0	1.0	247	236	224	707	
=====							
Scratch Total			943	1004	828	2775	
Handicap			240	240	240	720	
Total			1183	1244	1068	3495	
Team Points Won			5.0	5.0	5.0	20.0	
Match Points Won			2.0	4.0	4.0	15.0	
Total Points Won			7.0	9.0	9.0	35.0	

Lane 5 8 - West Week 5 10/7/2024							
Name	Last Wk Won	Last Wk Lost	HDCP -1-	HDCP -2-	HDCP -3-	HDCP Total	
Bob Stevens	1.0	3.0	213	197	213	623	
Johnny L. Nikkila	4.0		277	239	271	787	
Ivan D. Stones	3.0	1.0	224	224	275	723	
Jerry Schmitz	1.0	3.0	196	155	230	581	
Gary D. Hatcher		4.0	213	187	196	596	
=====							
Scratch Total			882	761	944	2587	
Handicap			241	241	241	723	
Total			1123	1002	1185	3310	
Team Points Won			0.0	0.0	5.0	5.0	
Match Points Won			2.0	2.0	3.0	9.0	
Total Points Won			2.0	2.0	8.0	14.0	

Lane 6 13 - Auto Central Week 5 10/7/2024							
Name	Last Wk Won	Last Wk Lost	HDCP -1-	HDCP -2-	HDCP -3-	HDCP Total	
Bob Cherry	3.0	1.0	212	220	237	669	
Chris C. Hunt		4.0	242	182	193	617	
Mark A. Woodside	1.0	3.0	244	181	224	649	
Chris L. Stapleton	3.0	1.0	209	278	221	708	
Kevin L. Moriarty	4.0		222	251	241	714	
=====							
Scratch Total			806	789	793	2388	
Handicap			323	323	323	969	
Total			1129	1112	1116	3357	
Team Points Won			5.0	5.0	0.0	15.0	
Match Points Won			3.0	3.0	2.0	11.0	
Total Points Won			8.0	8.0	2.0	26.0	

Note: This report includes information through October 7 which is Week 5 of 32

Lane 7 10 - Wii Bowling World Champs Week 5 10/7/2024

Name	Last Wk Won	Last Wk Lost	HDCP -1-	HDCP -2-	HDCP -3-	HDCP Total
Jacob D. Roth	4.0		233	221	230	684
Javan D. Clement	4.0		239	223	242	704
Brandon J. Clement		4.0	215	219	160	594
Anthony C. Eigenberg	1.0	3.0	182	272	186	640
Jason S. Feddersen	4.0		247	235	222	704
=====						
Scratch Total			823	877	747	2447
Handicap			293	293	293	879
Total			1116	1170	1040	3326
Team Points Won			5.0	5.0	0.0	15.0
Match Points Won			3.0	4.0	3.0	13.0
Total Points Won			8.0	9.0	3.0	28.0

Lane 9 12 - Common Cents Bookkeeping Week 5 10/7/2024

Name	Last Wk Won	Last Wk Lost	HDCP -1-	HDCP -2-	HDCP -3-	HDCP Total
Justin M. Hodges	3.0	1.0	310	258	202	770
Shawn E. Mizner	1.0	3.0	235	156	204	595
Tyler L. Mizner	3.0	1.0	266	219	199	684
Michael G. Marcellus	2.0	2.0	230	224	244	698
Austin M. Longmore		4.0	184	194	171	549
=====						
Scratch Total			1068	894	863	2825
Handicap			157	157	157	471
Total			1225	1051	1020	3296
Team Points Won			5.0	0.0	0.0	5.0
Match Points Won			3.0	3.0	0.0	9.0
Total Points Won			8.0	3.0	0.0	14.0

Lane 11 3 - Kirkland Siding Week 5 10/7/2024

Name	Last Wk Won	Last Wk Lost	HDCP -1-	HDCP -2-	HDCP -3-	HDCP Total
Bill Kirkland		4.0	200	200	221	621
Conan R. Gifford	4.0		253	229	231	713
Larry L. Harrington	3.0	1.0	263	244	236	743
Lane E. Riffey	3.0	1.0	207	228	208	643
Bobby Turner Jr	2.0	2.0	264	217	220	701
=====						
Scratch Total			883	814	812	2509
Handicap			304	304	304	912
Total			1187	1118	1116	3421
Team Points Won			5.0	5.0	0.0	15.0
Match Points Won			4.0	3.0	1.0	12.0
Total Points Won			9.0	8.0	1.0	27.0

Lane 13 4 - Little Mexico Restaurant Week 5 10/7/2024

Name	Last Wk Won	Last Wk Lost	HDCP -1-	HDCP -2-	HDCP -3-	HDCP Total
Nathan Banks	4.0		211	207	215	633
Quintn S. Holliday	1.0	3.0	224	218	217	659
Trevor A. Roberts	2.0	2.0	198	210	214	622
Cruz A. Evans	4.0		247	248	207	702
Craig A. Schutt	3.0	1.0	227	230	229	686
=====						
Scratch Total			846	852	821	2519
Handicap			261	261	261	783
Total			1107	1113	1082	3302
Team Points Won			5.0	5.0	5.0	20.0
Match Points Won			3.0	4.0	3.0	14.0
Total Points Won			8.0	9.0	8.0	34.0

Lane 8 5 - Super Cool Unnamed Team Week 5 10/7/2024

Name	Last Wk Won	Last Wk Lost	HDCP -1-	HDCP -2-	HDCP -3-	HDCP Total
Tom Richmond		4.0	204	184	203	591
Jason D. Stubbs		4.0	219	206	231	656
Ryan E. Walton	4.0		257	259	209	725
Scott A. Bauer	3.0	1.0	229	227	226	682
Chuck M. Brisbin	4.0		182	180	204	566
=====						
Scratch Total			958	923	940	2821
Handicap			133	133	133	399
Total			1091	1056	1073	3220
Team Points Won			0.0	0.0	5.0	5.0
Match Points Won			2.0	1.0	2.0	7.0
Total Points Won			2.0	1.0	7.0	12.0

Lane 10 7 - Peerless Machine Week 5 10/7/2024

Name	Last Wk Won	Last Wk Lost	HDCP -1-	HDCP -2-	HDCP -3-	HDCP Total
Brooks D. Paul	1.0	3.0	257	228	213	698
John W. Paul	3.0	1.0	215	217	227	659
Jake W. Peden	1.0	3.0	204	212	256	672
Alex J. Peden	2.0	2.0	238	200	258	696
Cory D. Waddell	4.0		221	223	243	687
=====						
Scratch Total			745	690	807	2242
Handicap			390	390	390	1170
Total			1135	1080	1197	3412
Team Points Won			0.0	5.0	5.0	15.0
Match Points Won			2.0	2.0	5.0	11.0
Total Points Won			2.0	7.0	10.0	26.0

Lane 12 11 - Cornhusker Ag/Rising Ag Week 5 10/7/2024

Name	Last Wk Won	Last Wk Lost	HDCP -1-	HDCP -2-	HDCP -3-	HDCP Total
Blake R. Bogus	4.0		245	209	262	716
Doug Samuelson		4.0	221	220	196	637
Danny Jeffryes	1.0	3.0	244	232	246	722
Carter R. Hollis	1.0	3.0	159	189	269	617
Jared J. Samuelson	2.0	2.0	215	234	226	675
=====						
Scratch Total			853	853	968	2674
Handicap			231	231	231	693
Total			1084	1084	1199	3367
Team Points Won			0.0	0.0	5.0	5.0
Match Points Won			1.0	2.0	4.0	8.0
Total Points Won			1.0	2.0	9.0	13.0

Lane 14 6 - Sorensen Group Week 5 10/7/2024

Name	Last Wk Won	Last Wk Lost	HDCP -1-	HDCP -2-	HDCP -3-	HDCP Total
Doug Giles		4.0	192	200	192	584
Logan J. Albright	3.0	1.0	262	214	235	711
Jeff A. Fruhling	2.0	2.0	203	170	233	606
Josh K. Krolikowski		4.0	213	196	178	587
Jeremy J. Dalland	1.0	3.0	205	243	226	674
=====						
Scratch Total			963	911	952	2826
Handicap			112	112	112	336
Total			1075	1023	1064	3162
Team Points Won			0.0	0.0	0.0	0.0
Match Points Won			2.0	1.0	2.0	6.0
Total Points Won			2.0	1.0	2.0	6.0

Classic 2024-25

Big Apple Fun Center

* Bowlers listed must have a minimum of 1 games.

Match Points Won (Total for Year)

Name	Points		%Won	Avg	Gms	Name	Points		%Won	Avg	Gms
	Won	Lost					Won	Lost			
Austin M. Longmore	14.5	5.5	72.50%	195	15	Bill Kirkland	8.0	12.0	40.00%	153	15
Anthony C. Eigenberg	14.5	5.5	72.50%	198	15	Carter R. Hollis	7.5	12.5	37.50%	208	15
Javan D. Clement	14.0	2.0	87.50%	137	12	Logan J. Albright	7.0	1.0	87.50%	bk172	6
Doug Samuelson	13.5	6.5	67.50%	136	15	Johnny L. Nikkila	7.0	9.0	43.75%	166	12
Brandon M. Conyers	13.0	7.0	65.00%	174	15	Gary D. Hatcher	7.0	13.0	35.00%	174	15
Bob Cherry	13.0	7.0	65.00%	104	15	Scott A. Bauer	7.0	9.0	43.75%	181	12
Doug Giles	12.0	8.0	60.00%	180	15	Ron J. Studnicka	7.0	13.0	35.00%	149	15
Lane E. Riffey	12.0	8.0	60.00%	169	15	Ryan E. Walton	7.0	13.0	35.00%	195	15
Kevin L. Wise	12.0	8.0	60.00%	189	15	Chris L. Stapleton	7.0	13.0	35.00%	165	15
Mike Brown	12.0	4.0	75.00%	188	9	Brooks D. Paul	7.0	13.0	35.00%	115	15
Nathan Banks	12.0	4.0	75.00%	176	12	Josh K. Krolikowski	6.0	14.0	30.00%	193	15
Jeff A. Fruhling	12.0	8.0	60.00%	193	15	Blake R. Bogus	6.0	10.0	37.50%	125	12
Trevor D. Hibberd	12.0	8.0	60.00%	173	15	Matt W. Morrow	6.0	2.0	75.00%	bk182	6
Jason S. Feddersen	12.0	4.0	75.00%	227	12	David D. Hibberd	6.0	6.0	50.00%	188	9
Conan R. Gifford	11.0	9.0	55.00%	152	15	Nolan P. Parr	5.5	6.5	45.83%	129	9
Tyler L. Mizner	11.0	9.0	55.00%	181	15	Chuck M. Brisbin	5.0	15.0	25.00%	198	15
Sean A. McBride	11.0	9.0	55.00%	145	15	Trevor A. Roberts	5.0	3.0	62.50%	bk151	6
Cruz A. Evans	11.0	5.0	68.75%	182	12	Kevin L. Moriarty	5.0	15.0	25.00%	170	15
Craig A. Schutt	10.5	9.5	52.50%	168	15	Matthew J. Doerr	5.0	11.0	31.25%	133	12
Jacob D. Roth	10.5	5.5	65.63%	93	12	Hewitt P. Moyer	5.0	3.0	62.50%	177	6
Jeremy J. Dalland	10.0	6.0	62.50%	231	12	Jacob M. Rodriguez	5.0	7.0	41.67%	102	9
Michael G. Marcellus	10.0	10.0	50.00%	198	15	Leroy H. Hoss	5.0	15.0	25.00%	144	15
Ivan D. Stones	10.0	10.0	50.00%	169	15	Richard M. Serr	4.0		100.00%	bk161	3
Bobby Turner Jr	10.0	6.0	62.50%	160	12	Tom Richmond	4.0	12.0	25.00%	191	12
Chris R. Lytle	10.0	2.0	83.33%	174	9	Eric R. Bedke	4.0		100.00%	206	3
Quintn S. Holliday	10.0	10.0	50.00%	144	15	Todd M. Mathews	4.0		100.00%	bk205	3
Masato M. Sugita	10.0	10.0	50.00%	176	15	Greg A. Pettit	3.0	1.0	75.00%	bk199	3
Mark A. Woodside	10.0	6.0	62.50%	147	12	Jerry Schmitz	3.0	5.0	37.50%	bk187	6
Kurt L. Schmidt	10.0	6.0	62.50%	198	12	Brent E. Hollis	3.0	1.0	75.00%	141	3
Brandon J. Clement	10.0	6.0	62.50%	141	12	Chris C. Hunt	3.0	5.0	37.50%	171	6
Justin M. Hodges	10.0	10.0	50.00%	170	15	Doug Houtz	3.0	5.0	37.50%	bk169	6
Cory D. Waddell	10.0	6.0	62.50%	179	12	Tom Soderholm	3.0	1.0	75.00%	bk188	3
Larry L. Harrington	9.0	11.0	45.00%	152	12	Dan Schmidt	3.0	13.0	18.75%	204	12
Bob Stevens	9.0	11.0	45.00%	149	15	Brad M. Olson	3.0	1.0	75.00%	bk185	3
Shawn E. Mizner	9.0	11.0	45.00%	179	15	Mike McCollough	2.0	2.0	50.00%	bk156	3
Jason D. Stubbs	9.0	11.0	45.00%	176	15	Scott A. Asay	2.0	6.0	25.00%	136	6
Alex J. Peden	9.0	11.0	45.00%	148	15	Cody D. Bristow	2.0	14.0	12.50%	137	12
Jake W. Peden	9.0	3.0	75.00%	142	9	Eric R. Zikmund	2.0	6.0	25.00%	bk188	6
Jarod D. Zikmund	8.5	7.5	53.13%	216	12	Keith A. Albright	2.0	2.0	50.00%	205	3
Justin R. Swaneck	8.0	8.0	50.00%	206	12	Bob J. Hunt	1.0	11.0	8.33%	126	9
Andrew J. Kennedy	8.0	12.0	40.00%	135	12	Tom McLeod	1.0	3.0	25.00%	bk184	3
John W. Paul	8.0	8.0	50.00%	115	12	Scott A. Feddersen	1.0	3.0	25.00%	bk154	3
Danny Jeffryes	8.0	4.0	66.67%	183	9	Devon L. Smith	0.5	3.5	12.50%	bk184	3
Jared J. Samuelson	8.0	12.0	40.00%	216	15	Nate Grabenstein		4.0	0.00%	110	3

Classic 2024-25

Big Apple Fun Center

* Bowlers listed must have a minimum of 1 games.

Change in Average

Name	-----Old-----		Old					---Average Change---			Weekly Over Avg
	Pins	Games	Avg	-1-	-2-	-3-	Total	New	Old	---> +/-	Series Avg +/-
Keith A. Albright	615	3	205				0	205.00	- 205.00	= 0.00	
Logan J. Albright	607	3	bk172	219	171	192	582	198.17	- 202.33	= -4.17	582 - 516=66
Scott A. Asay	817	6	136				0	136.17	- 136.17	= 0.00	
Nathan Banks	1598	9	bk177	173	169	177	519	176.42	- 177.56	= -1.14	519 - 531=-12
Scott A. Bauer	1609	9	bk178	192	190	189	571	181.67	- 178.78	= 2.89	571 - 534=37
Eric R. Bedke	618	3	206				0	206.00	- 206.00	= 0.00	
Blake R. Bogus	1073	9	119	149	113	166	428	125.08	- 119.22	= 5.86	428 - 357=71
Chuck M. Brisbin	2446	12	203	170	168	192	530	198.40	- 203.83	= -5.43	530 - 609=-79
Cody D. Bristow	1179	9	bk131	157	203	114	474	137.75	- 131.00	= 6.75	474 - 393=81
Mike Brown	1084	6	bk180	214	227	172	613	188.56	- 180.67	= 7.89	613 - 540=73
Bob Cherry	1239	12	103	100	108	125	333	104.80	- 103.25	= 1.55	333 - 309=24
Brandon J. Clement	1314	9	146	146	150	91	387	141.75	- 146.00	= -4.25	387 - 438=-51
Javan D. Clement	1191	9	132	156	140	159	455	137.17	- 132.33	= 4.83	455 - 396=59
Brandon M. Conyers	2133	12	177	186	147	154	487	174.67	- 177.75	= -3.08	487 - 531=-44
Jeremy J. Dalland	2105	9	bk233	205	243	226	674	231.58	- 233.89	= -2.31	674 - 699=-25
Matthew J. Doerr	1162	9	129	158	125	153	436	133.17	- 129.11	= 4.06	436 - 387=49
Anthony C. Eigenberg	2390	12	199	166	256	170	592	198.80	- 199.17	= -0.37	592 - 597=-5
Cruz A. Evans	1601	9	bk177	209	210	169	588	182.42	- 177.89	= 4.53	588 - 531=57
Jason S. Feddersen	2021	9	bk224	247	235	222	704	227.08	- 224.56	= 2.53	704 - 672=32
Scott A. Feddersen	485	3	bk154				0	161.67	- 161.67	= 0.00	
Jeff A. Fruhling	2350	12	195	183	150	213	546	193.07	- 195.83	= -2.77	546 - 585=-39
Conan R. Gifford	1773	12	147	185	161	163	509	152.13	- 147.75	= 4.38	509 - 441=68
Doug Giles	2217	12	184	161	169	161	491	180.53	- 184.75	= -4.22	491 - 552=-61
Nate Grabenstein	332	3	110				0	110.67	- 110.67	= 0.00	
Larry L. Harrington	1303	9	144	192	173	165	530	152.75	- 144.78	= 7.97	530 - 432=98
Gary D. Hatcher	2137	12	178	176	150	159	485	174.80	- 178.08	= -3.28	485 - 534=-49
David D. Hibberd	1096	6	bk181	225	220	157	602	188.67	- 182.67	= 6.00	602 - 543=59
Trevor D. Hibberd	2113	12	176	150	163	182	495	173.87	- 176.08	= -2.22	495 - 528=-33
Justin M. Hodges	1943	12	161	256	204	148	608	170.07	- 161.92	= 8.15	608 - 483=125
Quintn S. Holliday	1723	12	143	152	146	145	443	144.40	- 143.58	= 0.82	443 - 429=14
Brent E. Hollis	425	3	141				0	141.67	- 141.67	= 0.00	
Carter R. Hollis	2521	12	210	154	184	264	602	208.20	- 210.08	= -1.88	602 - 630=-28
Leroy H. Hoss	1728	12	144	132	152	150	434	144.13	- 144.00	= 0.13	434 - 432=2
Doug Houtz	956	6	bk169				0	159.33	- 159.33	= 0.00	
Bob J. Hunt	1134	9	126				0	126.00	- 126.00	= 0.00	
Chris C. Hunt	528	3	176	203	143	154	500	171.33	- 176.00	= -4.67	500 - 528=-28
Danny Jeffryes	1083	6	bk164	193	181	195	569	183.56	- 180.50	= 3.06	569 - 492=77

Classic 2024-25

Name	-----Old-----		Old					---Average Change---			Weekly Over Avg
	Pins	Games	Avg	-1-	-2-	-3-	Total	New	Old	----> +/-	Series Avg +/-
Andrew J. Kennedy	1242	9	138	159	133	89	381	135.25	- 138.00	= -2.75	381 - 414=-33
Bill Kirkland	1868	12	155	140	140	161	441	153.93	- 155.67	= -1.73	441 - 465=-24
Josh K. Krolikowski	2368	12	197	195	178	160	533	193.40	- 197.33	= -3.93	533 - 591=-58
Austin M. Longmore	2424	12	202	171	181	158	510	195.60	- 202.00	= -6.40	510 - 606=-96
Chris R. Lytle	1567	9	bk174				0	174.11	- 174.11	= 0.00	
Michael G. Marcellus	2342	12	195	210	204	224	638	198.67	- 195.17	= 3.50	638 - 585=53
Todd M. Mathews	715	3	bk205				0	238.33	- 238.33	= 0.00	
Sean A. McBride	1725	12	143	156	153	154	463	145.87	- 143.75	= 2.12	463 - 429=34
Mike McCollough	482	3	bk156				0	160.67	- 160.67	= 0.00	
Tom McLeod	537	3	bk184				0	179.00	- 179.00	= 0.00	
Shawn E. Mizner	2189	12	182	202	123	171	496	179.00	- 182.42	= -3.42	496 - 546=-50
Tyler L. Mizner	2147	12	178	229	182	162	573	181.33	- 178.92	= 2.42	573 - 534=39
Kevin L. Moriarty	1988	12	165	172	201	191	564	170.13	- 165.67	= 4.47	564 - 495=69
Matt W. Morrow	1039	6	bk182				0	173.17	- 173.17	= 0.00	
Hewitt P. Moyer	1064	6	177				0	177.33	- 177.33	= 0.00	
Johnny L. Nikkila	1391	9	154	216	178	210	604	166.25	- 154.56	= 11.69	604 - 462=142
Brad M. Olson	614	3	bk185				0	204.67	- 204.67	= 0.00	
Nolan P. Parr	1164	9	bk129				0	129.33	- 129.33	= 0.00	
Brooks D. Paul	1341	12	111	153	124	109	386	115.13	- 111.75	= 3.38	386 - 333=53
John W. Paul	1026	9	114	114	116	126	356	115.17	- 114.00	= 1.17	356 - 342=14
Alex J. Peden	1741	12	145	168	130	188	486	148.47	- 145.08	= 3.38	486 - 435=51
Jake W. Peden	836	6	139	128	136	180	444	142.22	- 139.33	= 2.89	444 - 417=27
Greg A. Pettit	628	3	bk199				0	209.33	- 209.33	= 0.00	
Tom Richmond	1761	9	bk195	184	164	183	531	191.00	- 195.67	= -4.67	531 - 585=-54
Lane E. Riffey	2032	12	169	161	182	162	505	169.13	- 169.33	= -0.20	505 - 507=-2
Trevor A. Roberts	503	3	bk151	134	146	150	430	155.50	- 167.67	= -12.17	430 - 453=-23
Jacob M. Rodriguez	924	9	102				0	102.67	- 102.67	= 0.00	
Jacob D. Roth	813	9	90	108	96	105	309	93.50	- 90.33	= 3.17	309 - 270=39
Doug Samuelson	1645	12	137	143	142	118	403	136.53	- 137.08	= -0.55	403 - 411=-8
Jared J. Samuelson	2577	12	214	214	233	225	672	216.60	- 214.75	= 1.85	672 - 642=30
Dan Schmidt	2457	12	204				0	204.75	- 204.75	= 0.00	
Kurt L. Schmidt	1738	9	193	225	214	202	641	198.25	- 193.11	= 5.14	641 - 579=62
Jerry Schmitz	539	3	bk187	168	127	202	497	172.67	- 179.67	= -7.00	497 - 561=-64
Craig A. Schutt	1995	12	166	178	181	180	539	168.93	- 166.25	= 2.68	539 - 498=41
Richard M. Serr	524	3	bk161				0	174.67	- 174.67	= 0.00	
Devon L. Smith	542	3	bk184				0	180.67	- 180.67	= 0.00	
Tom Soderholm	0	0	bk188	191	207	186	584	194.67	- 0.00	= 194.67	584 - 564=20
Chris L. Stapleton	1934	12	161	155	224	167	546	165.33	- 161.17	= 4.17	546 - 483=63
Bob Stevens	1816	12	151	149	133	149	431	149.80	- 151.33	= -1.53	431 - 453=-22
Ivan D. Stones	1975	12	164	173	173	224	570	169.67	- 164.58	= 5.08	570 - 492=78
Jason D. Stubbs	2115	12	176	180	167	192	539	176.93	- 176.25	= 0.68	539 - 528=11

Classic 2024-25

Name	-----Old-----		Old					---Average Change---			Weekly Over Avg
	Pins	Games	Avg	-1-	-2-	-3-	Total	New - Old	---> +/-	Series Avg +/-	
Ron J. Studnicka	1784	12	148	149	177	128	454	149.20 - 148.67	=	0.53	454 - 444=10
Masato M. Sugita	2102	12	175	190	178	178	546	176.53 - 175.17	=	1.37	546 - 525=21
Justin R. Swanek	2475	12	206				0	206.25 - 206.25	=	0.00	
Bobby Turner Jr	1405	9	156	205	158	161	524	160.75 - 156.11	=	4.64	524 - 468=56
Cory D. Waddell	1586	9	176	182	184	204	570	179.67 - 176.22	=	3.44	570 - 528=42
Ryan E. Walton	2280	12	190	232	234	184	650	195.33 - 190.00	=	5.33	650 - 570=80
Kevin L. Wise	2236	12	186	215	224	172	611	189.80 - 186.33	=	3.47	611 - 558=53
Mark A. Woodside	1326	9	bk147	176	113	156	445	147.58 - 147.33	=	0.25	445 - 441=4
Eric R. Zikmund	1080	6	bk188				0	180.00 - 180.00	=	0.00	
Jarod D. Zikmund	1921	9	bk213	216	234	225	675	216.33 - 213.44	=	2.89	675 - 639=36

Classic 2024-25

Big Apple Fun Center

* Bowlers listed must have a minimum of 1 games.

High Average Listing

	<u>Name</u>	<u>True Average</u>	<u>Pins</u>	<u>Gms</u>	<u>To Raise Avg +1</u>	<u>To Drop Avg -1</u>
1	Todd M. Mathews	238.33	715	3	719	712
2	Jeremy J. Dalland	231.58	2779	12	701	685
3	Jason S. Feddersen	227.08	2725	12	695	679
4	Jared J. Samuelson	216.60	3249	15	657	638
5	Jarod D. Zikmund	216.33	2596	12	659	643
6	Greg A. Pettit	209.33	628	3	632	625
7	Carter R. Hollis	208.20	3123	15	639	620
8	Justin R. Swanek	206.25	2475	12	630	614
9	Eric R. Bedke	206.00	618	3	624	617
10	Keith A. Albright	205.00	615	3	621	614
11	Dan Schmidt	204.75	2457	12	618	602
12	Brad M. Olson	204.67	614	3	616	609
13	Anthony C. Eigenberg	198.80	2982	15	600	581
14	Michael G. Marcellus	198.67	2980	15	602	583
15	Chuck M. Brisbin	198.40	2976	15	606	587
16	Kurt L. Schmidt	198.25	2379	12	606	590
17	Logan J. Albright	198.17	1189	6	602	592
18	Austin M. Longmore	195.60	2934	15	594	575
19	Ryan E. Walton	195.33	2930	15	598	579
20	Tom Soderholm	194.67	584	3	586	579
21	Josh K. Krolkowski	193.40	2901	15	591	572
22	Jeff A. Fruhling	193.07	2896	15	596	577
23	Tom Richmond	191.00	2292	12	588	572
24	Kevin L. Wise	189.80	2847	15	573	554
25	David D. Hibberd	188.67	1698	9	570	557
26	Mike Brown	188.56	1697	9	571	558
27	Danny Jeffryes	183.56	1652	9	556	543
28	Cruz A. Evans	182.42	2189	12	556	540
29	Scott A. Bauer	181.67	2180	12	550	534
30	Tyler L. Mizner	181.33	2720	15	556	537
31	Devon L. Smith	180.67	542	3	544	537
32	Doug Giles	180.53	2708	15	550	531
33	Eric R. Zikmund	180.00	1080	6	549	539
34	Cory D. Waddell	179.67	2156	12	544	528
35	Shawn E. Mizner	179.00	2685	15	555	536
36	Tom McLeod	179.00	537	3	543	536
37	Hewitt P. Moyer	177.33	1064	6	538	528
38	Jason D. Stubbs	176.93	2654	15	532	513
39	Masato M. Sugita	176.53	2648	15	538	519
40	Nathan Banks	176.42	2117	12	538	522
41	Gary D. Hatcher	174.80	2622	15	528	509
42	Richard M. Serr	174.67	524	3	526	519
43	Brandon M. Conyers	174.67	2620	15	530	511
44	Chris R. Lytle	174.11	1567	9	533	520
45	Trevor D. Hibberd	173.87	2608	15	524	505
46	Matt W. Morrow	173.17	1039	6	527	517
47	Jerry Schmitz	172.67	1036	6	521	511
48	Chris C. Hunt	171.33	1028	6	520	510

	Name	True Average	Pins	Gms	To Raise Avg +1	To Drop Avg -1
49	Kevin L. Moriarty	170.13	2552	15	526	507
50	Justin M. Hodges	170.07	2551	15	527	508
51	Ivan D. Stones	169.67	2545	15	515	496
52	Lane E. Riffey	169.13	2537	15	523	504
53	Craig A. Schutt	168.93	2534	15	508	489
54	Johnny L. Nikkila	166.25	1995	12	510	494
55	Chris L. Stapleton	165.33	2480	15	508	489
56	Scott A. Feddersen	161.67	485	3	487	480
57	Bobby Turner Jr	160.75	1929	12	486	470
58	Mike McCollough	160.67	482	3	484	477
59	Doug Houtz	159.33	956	6	484	474
60	Trevor A. Roberts	155.50	933	6	471	461
61	Bill Kirkland	153.93	2309	15	463	444
62	Larry L. Harrington	152.75	1833	12	462	446
63	Conan R. Gifford	152.13	2282	15	472	453
64	Bob Stevens	149.80	2247	15	453	434
65	Ron J. Studnicka	149.20	2238	15	462	443
66	Alex J. Peden	148.47	2227	15	455	436
67	Mark A. Woodside	147.58	1771	12	449	433
68	Sean A. McBride	145.87	2188	15	440	421
69	Quintn S. Holliday	144.40	2166	15	444	425
70	Leroy H. Hoss	144.13	2162	15	448	429
71	Jake W. Peden	142.22	1280	9	436	423
72	Brandon J. Clement	141.75	1701	12	429	413
73	Brent E. Hollis	141.67	425	3	427	420
74	Cody D. Bristow	137.75	1653	12	417	401
75	Javan D. Clement	137.17	1646	12	424	408
76	Doug Samuelson	136.53	2048	15	418	399
77	Scott A. Asay	136.17	817	6	416	406
78	Andrew J. Kennedy	135.25	1623	12	417	401
79	Matthew J. Doerr	133.17	1598	12	412	396
80	Nolan P. Parr	129.33	1164	9	396	383
81	Bob J. Hunt	126.00	1134	9	390	377
82	Blake R. Bogus	125.08	1501	12	389	373
83	John W. Paul	115.17	1382	12	358	342
84	Brooks D. Paul	115.13	1727	15	361	342
85	Nate Grabenstein	110.67	332	3	334	327
86	Bob Cherry	104.80	1572	15	318	299
87	Jacob M. Rodriguez	102.67	924	9	312	299
88	Jacob D. Roth	93.50	1122	12	288	272

Classic 2024-25

Big Apple Fun Center

* Bowlers listed must have a minimum of 1 games.

Most Pins Over Average

Name	-----Old-----		Old					---Average Change---			Weekly Over Avg
	Pins	Games	Avg	-1-	-2-	-3-	Total	New	Old	---> +/-	Series Avg +/-
Johnny L. Nikkila	1391	9	154	216	178	210	604	166.25	- 154.56	= 11.69	604 - 462=142
Justin M. Hodges	1943	12	161	256	204	148	608	170.07	- 161.92	= 8.15	608 - 483=125
Larry L. Harrington	1303	9	144	192	173	165	530	152.75	- 144.78	= 7.97	530 - 432=98
Cody D. Bristow	1179	9	bk131	157	203	114	474	137.75	- 131.00	= 6.75	474 - 393=81
Ryan E. Walton	2280	12	190	232	234	184	650	195.33	- 190.00	= 5.33	650 - 570=80
Ivan D. Stones	1975	12	164	173	173	224	570	169.67	- 164.58	= 5.08	570 - 492=78
Danny Jeffryes	1083	6	bk164	193	181	195	569	183.56	- 180.50	= 3.06	569 - 492=77
Mike Brown	1084	6	bk180	214	227	172	613	188.56	- 180.67	= 7.89	613 - 540=73
Blake R. Bogus	1073	9	119	149	113	166	428	125.08	- 119.22	= 5.86	428 - 357=71
Kevin L. Moriarty	1988	12	165	172	201	191	564	170.13	- 165.67	= 4.47	564 - 495=69
Conan R. Gifford	1773	12	147	185	161	163	509	152.13	- 147.75	= 4.38	509 - 441=68
Logan J. Albright	607	3	bk172	219	171	192	582	198.17	- 202.33	= -4.17	582 - 516=66
Chris L. Stapleton	1934	12	161	155	224	167	546	165.33	- 161.17	= 4.17	546 - 483=63
Kurt L. Schmidt	1738	9	193	225	214	202	641	198.25	- 193.11	= 5.14	641 - 579=62
Javan D. Clement	1191	9	132	156	140	159	455	137.17	- 132.33	= 4.83	455 - 396=59
David D. Hibberd	1096	6	bk181	225	220	157	602	188.67	- 182.67	= 6.00	602 - 543=59
Cruz A. Evans	1601	9	bk177	209	210	169	588	182.42	- 177.89	= 4.53	588 - 531=57
Bobby Turner Jr	1405	9	156	205	158	161	524	160.75	- 156.11	= 4.64	524 - 468=56
Michael G. Marcellus	2342	12	195	210	204	224	638	198.67	- 195.17	= 3.50	638 - 585=53
Kevin L. Wise	2236	12	186	215	224	172	611	189.80	- 186.33	= 3.47	611 - 558=53
Brooks D. Paul	1341	12	111	153	124	109	386	115.13	- 111.75	= 3.38	386 - 333=53
Alex J. Peden	1741	12	145	168	130	188	486	148.47	- 145.08	= 3.38	486 - 435=51
Matthew J. Doerr	1162	9	129	158	125	153	436	133.17	- 129.11	= 4.06	436 - 387=49
Cory D. Waddell	1586	9	176	182	184	204	570	179.67	- 176.22	= 3.44	570 - 528=42
Craig A. Schutt	1995	12	166	178	181	180	539	168.93	- 166.25	= 2.68	539 - 498=41
Tyler L. Mizner	2147	12	178	229	182	162	573	181.33	- 178.92	= 2.42	573 - 534=39
Jacob D. Roth	813	9	90	108	96	105	309	93.50	- 90.33	= 3.17	309 - 270=39
Scott A. Bauer	1609	9	bk178	192	190	189	571	181.67	- 178.78	= 2.89	571 - 534=37
Jarod D. Zikmund	1921	9	bk213	216	234	225	675	216.33	- 213.44	= 2.89	675 - 639=36
Sean A. McBride	1725	12	143	156	153	154	463	145.87	- 143.75	= 2.12	463 - 429=34
Jason S. Feddersen	2021	9	bk224	247	235	222	704	227.08	- 224.56	= 2.53	704 - 672=32
Jared J. Samuelson	2577	12	214	214	233	225	672	216.60	- 214.75	= 1.85	672 - 642=30
Jake W. Peden	836	6	139	128	136	180	444	142.22	- 139.33	= 2.89	444 - 417=27
Bob Cherry	1239	12	103	100	108	125	333	104.80	- 103.25	= 1.55	333 - 309=24
Masato M. Sugita	2102	12	175	190	178	178	546	176.53	- 175.17	= 1.37	546 - 525=21
Tom Soderholm	0	0	bk188	191	207	186	584	194.67	- 0.00	= 194.67	584 - 564=20
Quintn S. Holliday	1723	12	143	152	146	145	443	144.40	- 143.58	= 0.82	443 - 429=14

Classic 2024-25

Name	-----Old-----		Old					---Average Change---			Weekly Over Avg
	Pins	Games	Avg	-1-	-2-	-3-	Total	New	Old	----> +/-	Series Avg +/-
John W. Paul	1026	9	114	114	116	126	356	115.17	- 114.00	= 1.17	356 - 342=14
Jason D. Stubbs	2115	12	176	180	167	192	539	176.93	- 176.25	= 0.68	539 - 528=11
Ron J. Studnicka	1784	12	148	149	177	128	454	149.20	- 148.67	= 0.53	454 - 444=10
Mark A. Woodside	1326	9	bk147	176	113	156	445	147.58	- 147.33	= 0.25	445 - 441=4
Leroy H. Hoss	1728	12	144	132	152	150	434	144.13	- 144.00	= 0.13	434 - 432=2
Lane E. Riffey	2032	12	169	161	182	162	505	169.13	- 169.33	= -0.20	505 - 507=-2
Anthony C. Eigenberg	2390	12	199	166	256	170	592	198.80	- 199.17	= -0.37	592 - 597=-5
Doug Samuelson	1645	12	137	143	142	118	403	136.53	- 137.08	= -0.55	403 - 411=-8
Nathan Banks	1598	9	bk177	173	169	177	519	176.42	- 177.56	= -1.14	519 - 531=-12
Bob Stevens	1816	12	151	149	133	149	431	149.80	- 151.33	= -1.53	431 - 453=-22
Trevor A. Roberts	503	3	bk151	134	146	150	430	155.50	- 167.67	= -12.17	430 - 453=-23
Bill Kirkland	1868	12	155	140	140	161	441	153.93	- 155.67	= -1.73	441 - 465=-24
Jeremy J. Dalland	2105	9	bk233	205	243	226	674	231.58	- 233.89	= -2.31	674 - 699=-25
Carter R. Hollis	2521	12	210	154	184	264	602	208.20	- 210.08	= -1.88	602 - 630=-28
Chris C. Hunt	528	3	176	203	143	154	500	171.33	- 176.00	= -4.67	500 - 528=-28
Andrew J. Kennedy	1242	9	138	159	133	89	381	135.25	- 138.00	= -2.75	381 - 414=-33
Trevor D. Hibberd	2113	12	176	150	163	182	495	173.87	- 176.08	= -2.22	495 - 528=-33
Jeff A. Fruhling	2350	12	195	183	150	213	546	193.07	- 195.83	= -2.77	546 - 585=-39
Brandon M. Conyers	2133	12	177	186	147	154	487	174.67	- 177.75	= -3.08	487 - 531=-44
Gary D. Hatcher	2137	12	178	176	150	159	485	174.80	- 178.08	= -3.28	485 - 534=-49
Shawn E. Mizner	2189	12	182	202	123	171	496	179.00	- 182.42	= -3.42	496 - 546=-50
Brandon J. Clement	1314	9	146	146	150	91	387	141.75	- 146.00	= -4.25	387 - 438=-51
Tom Richmond	1761	9	bk195	184	164	183	531	191.00	- 195.67	= -4.67	531 - 585=-54
Josh K. Krolkowski	2368	12	197	195	178	160	533	193.40	- 197.33	= -3.93	533 - 591=-58
Doug Giles	2217	12	184	161	169	161	491	180.53	- 184.75	= -4.22	491 - 552=-61
Jerry Schmitz	539	3	bk187	168	127	202	497	172.67	- 179.67	= -7.00	497 - 561=-64
Chuck M. Brisbin	2446	12	203	170	168	192	530	198.40	- 203.83	= -5.43	530 - 609=-79
Austin M. Longmore	2424	12	202	171	181	158	510	195.60	- 202.00	= -6.40	510 - 606=-96

Classic 2024-25

Big Apple Fun Center

This report is for scores bowled October 7 which is Week 5 of 32

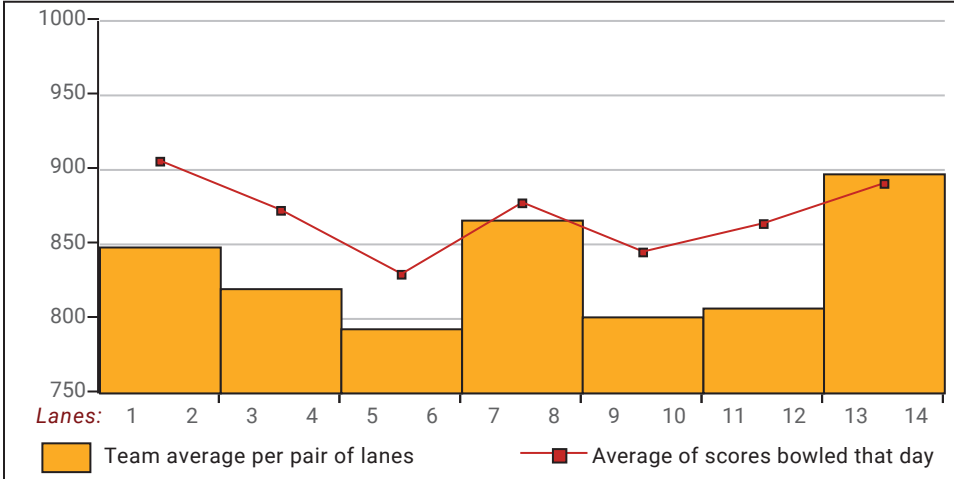
This Week's Statistics: Lefties vs Righties

Unless designated left handed, bowlers are considered right handed.

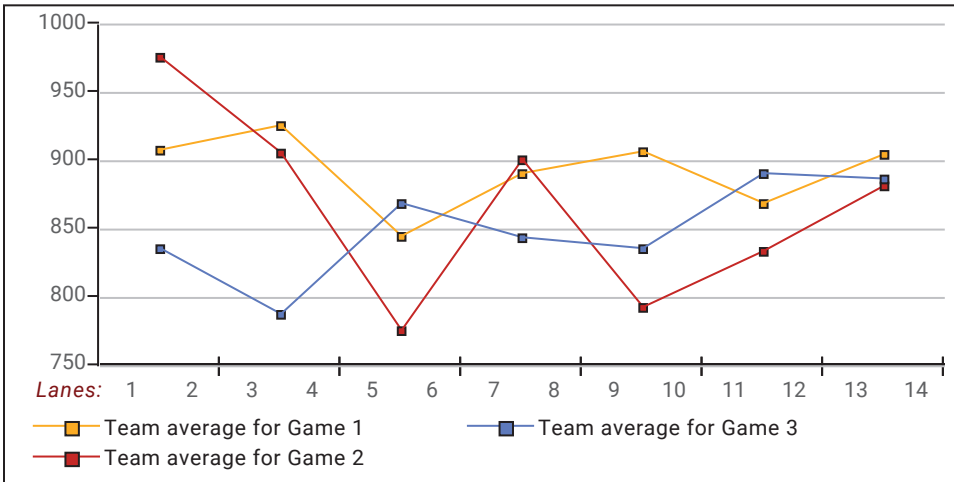
	Over All	Right	Left
How many people bowled	65	61	4
Number of games bowled	195	183	12
Actual average of week's scores	172.99	174.24	154.00
How many games above average	115	108	7
How many games below average	76	71	5
Pins above/below average per game	5.47	6.01	-2.75
How many people raised average	41	39	2
by this amount	3.85	3.95	1.85
How many people went down	24	22	2
by this amount	-3.51	-3.25	-6.36
League average before bowling	167.93	168.64	157.08
League average after bowling	169.06	170.00	154.82
Change in league average	1.13	1.36	-2.26
800s	--	--	--
775s	--	--	--
750s	--	--	--
725s	--	--	--
700s	1	1	--
675s	1	1	--
650s	3	3	--
625s	2	2	--
600s	6	6	--
575s	4	4	--
550s	6	5	1
525s	9	9	--
500s	6	6	--
475s	7	7	--
450s	4	4	--
425s	9	7	2
400s	1	--	1
below 400	6	6	--
300s	--	--	--
275s	--	--	--
250s	3	3	--
225s	14	14	--
200s	30	29	1
175s	42	39	3
150s	62	60	2
125s	28	24	4
100s	13	11	2
below 100	3	3	--

This report is for scores bowled October 7 which is Week 5 of 32

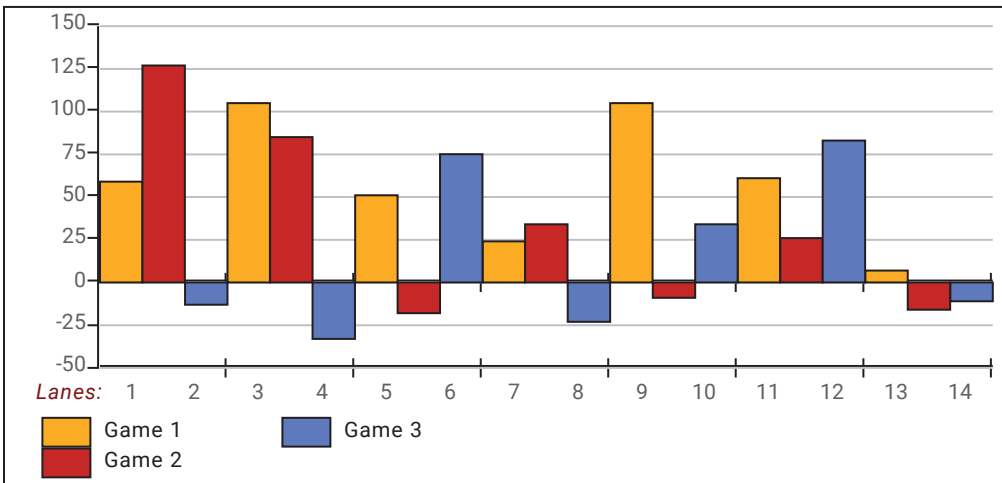
Team Average vs Avg of Scores



Average of Scores for Each Game

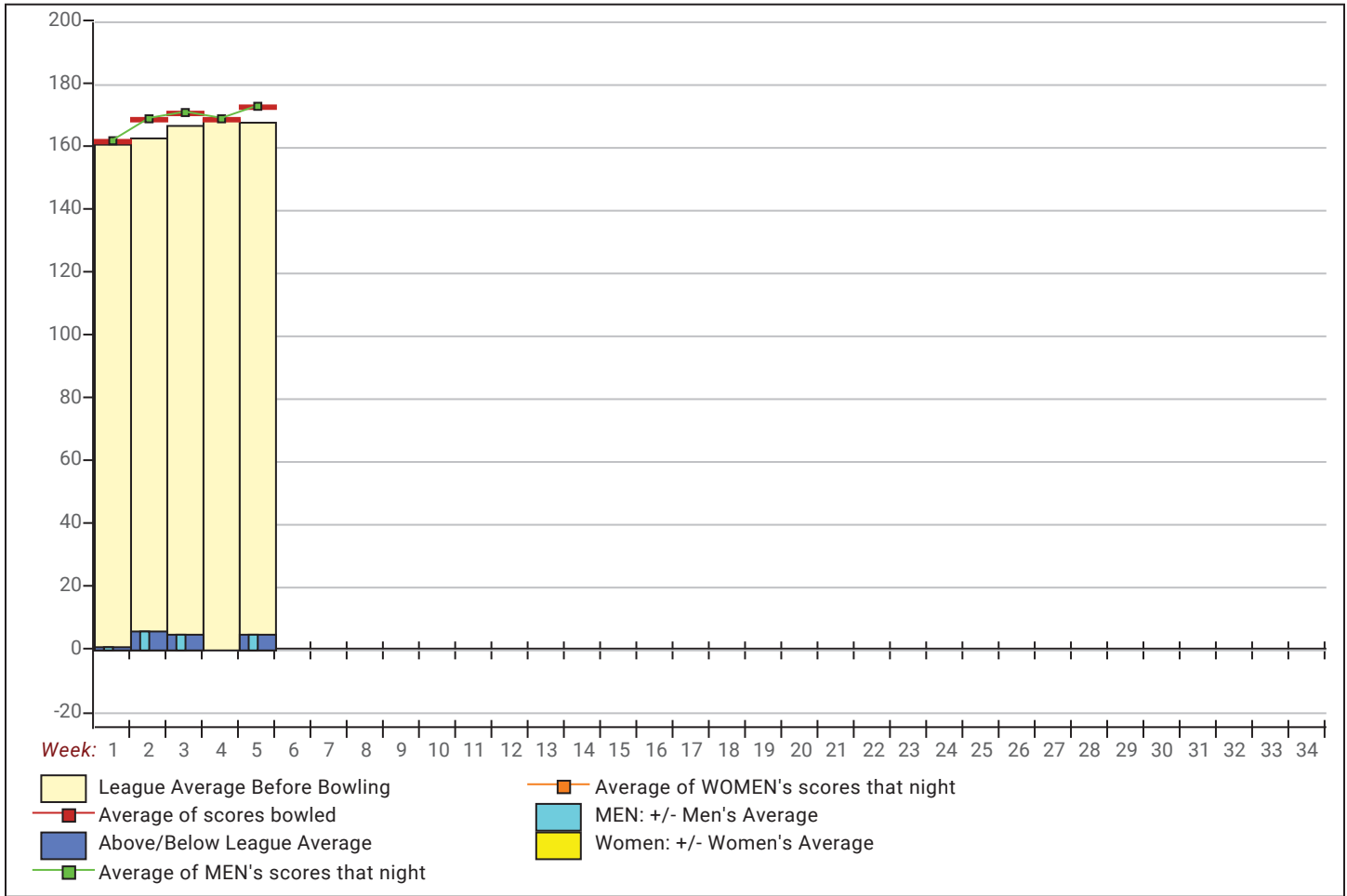


Amount Over/Under Team Average



This report is for scores bowled October 7 which is Week 5 of 32

League Average Week-by-Week



League Average Statistics for Last Week

	League	Right Hand	Left Hand
League Average Before Bowling	167.93	168.64	157.08
Average of scores bowled that night	172.99	174.24	154.00
New League Average After Bowling	169.06	170.00	154.82
Change in League Average	1.13	1.36	-2.26
People Who Bowled Over Average	41	39	
People Who Bowled Under Average	24	22	
Average Amount of Series Over Avg	48.85	50.18	23.00
Average Amount of Series Under Avg	-39.00	-38.95	-39.50
Difference Avg, NiteAvg	5.47	6.01	-2.75
Number of Bowlers	65	61	
Number of Games Bowled	195	183	12
People Who Raised Their Average	41	39	
Raised By an Average of This Amount	3.85	3.95	1.85
People Who Lowered Their Average	24	22	
Lowered By an Average of This Amou	-3.51	-3.25	-6.36
Number of Games Bowled Over Avera	115	108	
Number of Games Bowled Under Avera	76	71	

Note: Averages are based only on people who bowled.

Press Release -- 10/15/2024

10/7/2024 Week 5 of 32

Classic 2024-25

Monday 6:30 pm

Big Apple Fun Center

Lanes 1 - 14

Team Standings

Place	Team Name	Avg p/gm	Points Won	Points Lost	Year-To-Date WON	Y-T-D LOST
1	Wii Bowling World Champs	815	146	54	146	54
2	Little Mexico Restaurant	794	131	69	131	69
3	Sorensen Group	971	130	70	130	70
4	Kirkland Siding	792	123	77	123	77
5	Common Cents Bookkeeping	924	99½	100½	99½	100½
6	Cornhusker Ag/Rising Ag	871	98½	101½	98½	101½
7	Peerless Machine	668	98	102	98	102
8	Kennedy Arborcare	812	95	105	95	105
9	AB Service & Repair	887	95	105	95	105
10	Auto Central	737	80½	119½	80½	119½
11	West	861	79	121	79	121
12	Jack Lederman Co.	853	68	132	68	132
13	Super Cool Unnamed Team	952	57	143	57	143
14	Draw Team	903	99½	100½	99½	100½

*** Although not shown, standings are determined by points only for the current split

Last Week's Top Scores

Scratch Game		Scratch Series		Handicap Game		Handicap Series	
264	Carter Hollis	704	Jason Feddersen	310	Justin Hodges	787	Johnny Nikkila
256	Anthony Eigenberg	675	Jarod Zikmund	287	Cody Bristow	770	Justin Hodges
256	Justin Hodges	674	Jeremy Dalland	278	Chris Stapleton	743	Larry Harrington
247	Jason Feddersen	672	Jared Samuelson	277	Johnny Nikkila	726	Cody Bristow
243	Jeremy Dalland	650	Ryan Walton	275	Ivan Stones	725	Ryan Walton
234	Ryan Walton	641	Kurt Schmidt	272	Anthony Eigenberg	723	Ivan Stones
234	Jarod Zikmund	638	Michael Marcellus	269	Carter Hollis	722	Danny Jeffryes
233	Jared Samuelson	613	Mike Brown	266	Tyler Mizner	718	Mike Brown
229	Tyler Mizner	611	Kevin Wise	264	Bobby Turner Jr	716	Blake Bogus
227	Mike Brown	608	Justin Hodges	263	Larry Harrington	714	Kevin Moriarty

Local and Bowling Center Awards

Name	USBC ID Number	Award Average	Award Games	G1	G2	G3	Series	Award Score	Award Received
Cody D. Bristow	8966-6347 USBC	164	87	157	203	114	474	203	200 Game (Local Assoc. Awards)
Mike Brown	11-463941 USBC	180		214	227	172	613	227	Clean Game (199 Average or Les (Local Ass
	11-463941 USBC	180	90	214	227	172	613	227	225 Game (Local Assoc. Awards)
Anthony C. Eigenberg	16-136521 USBC	177	84	166	256	170	592	256	75 Pins Over Average (Local Assoc. Awards)
	16-136521 USBC	177	84	166	256	170	592	256	250 Game (Local Assoc. Awards)
Cruz A. Evans	19-74071 USBC	165	69	209	210	169	588	209	200 Game (Local Assoc. Awards)
	19-74071 USBC	165	69	209	210	169	588	210	200 Game (Local Assoc. Awards)
Jason S. Feddersen	11-389086 USBC	224	9	247	235	222	704	704	700 Series (Local Assoc. Awards)
David D. Hibberd	1494-473 USBC	181	90	225	220	157	602	225	225 Game (Local Assoc. Awards)
Justin M. Hodges	11-718687 USBC	168	69	256	204	148	608	608	600 Series (Local Assoc. Awards)
	11-718687 USBC	168	69	256	204	148	608	256	75 Pins Over Average (Local Assoc. Awards)
	11-718687 USBC	168	69	256	204	148	608	256	250 Game (Local Assoc. Awards)
Carter R. Hollis	11-536044 USBC	202	69	154	184	264	602	264	250 Game (Local Assoc. Awards)
Tyler L. Mizner	11-588272 USBC	186	75	229	182	162	573	229	225 Game (Local Assoc. Awards)
Johnny L. Nikkila	1494-182 USBC	165	75	216	178	210	604	604	600 Series (Local Assoc. Awards)
	1494-182 USBC	165	75	216	178	210	604	216	200 Game (Local Assoc. Awards)
	1494-182 USBC	154		216	178	210	604	216	Clean Game (199 Average or Les (Local Ass
	1494-182 USBC	165	75	216	178	210	604	210	200 Game (Local Assoc. Awards)
Chris L. Stapleton	1494-452 USBC	157	78	155	224	167	546	224	200 Game (Local Assoc. Awards)

Press Release -- 10/15/2024

Classic 2024-25

<u>Name</u>	<u>USBC ID Number</u>	<u>Award Average</u>	<u>Award Games</u>	<u>G1</u>	<u>G2</u>	<u>G3</u>	<u>Series</u>	<u>Award Score</u>	<u>Award Received</u>
Ivan D. Stones	1494-6 USBC	159	90	173	173	224	570	224	200 Game (Local Assoc. Awards)
	1494-6 USBC	164		173	173	224	570	224	Clean Game (199 Average or Les (Local Ass
Mark A. Woodside	1494-1269 USBC	140	48	176	113	156	445	176	175 Game (Local Assoc. Awards)