

# Classic 2025-26

Monday 6:30 pm

## Big Apple Fun Center

Lanes 1 - 12

President: Doug Giles is on Lane 4 (308)627-5683  
 Vice President: Austin Longmore is on Lane 2 (308)233-1251  
 Secretary/Treasurer: Gary Hatcher is on Lane 3 (308)238-3914

### Team Standings

Place	#	Team Name	Points Won	Points Lost	%Won	Pins + HDCP	Scratch Pins	Avg p/gm	High Game	High Sers	HDCP Game	HDCP Sers
1	12	Peerless Machine	97½	22½	81.3	10393	6799	755	887	2408	1293	3626
2	9	Little Mexico Restaurant	94	26	78.3	9595	6241	693	789	2185	1128	3282
3	6	Crash Test Brisbins	85	35	70.8	9330	8700	966	1040	3026	1100	3206
4	2	Cornhusker Ag/Rising Ag	63	57	52.5	9273	7785	865	937	2688	1114	3219
5	4	AB Service & Repair	62½	57½	52.1	9144	7047	783	830	2384	1085	3122
6	8	Sorensen Group	57	63	47.5	9258	7998	888	992	2824	1134	3250
7	7	Kennedy Arborcare	52	68	43.3	9421	7201	800	864	2508	1145	3251
8	3	Common Cents Bookkeeping	43	77	35.8	9378	8022	891	972	2799	1113	3222
9	5	West	37½	82½	31.3	9063	7638	848	960	2720	1093	3119
10	11	Kirkland Siding	33½	86½	27.9	9457	7792	865	951	2667	1136	3222
11	10	Jack Lederman Co.	19	101	15.8	8849	7268	807	855	2425	1033	2985
12	1	Draw Team	76	44		9750	8082	898	1006	2848	1293	3626

### Review of Last Week's Bowling.....

Lanes	Team Name	HDCP -1-	HDCP -2-	HDCP -3-	HDCP Total	Last Wk WON	Team Name	HDCP -1-	HDCP -2-	HDCP -3-	HDCP Total	Last Wk WON
1-2	Draw Team	1009	1030	1036	3075	31	Jack Lederman Co.	948	1004	1033	2985	9
3-4	Little Mexico Restaur	1053	1128	1021	3202	28	Common Cents Bookk	1051	1075	1010	3136	12
5-6	Kirkland Siding	968	999	1098	3065	13½	AB Service & Repair	1085	999	999	3083	26½
7-8	West	959	1000	1005	2964	4½	Peerless Machine	1128	1150	1060	3338	35½
9-10	Sorensen Group	1038	1007	1050	3095	14	Cornhusker Ag/Rising	1010	1009	1114	3133	26
11-12	Crash Test Brisbins	1009	1030	1036	3075	25	Kennedy Arborcare	1070	942	1032	3044	15

### Lane Assignments

	1-2	3-4	5-6	7-8	9-10	11-12
Wk04 09/29	1- 3	5- 8	9- 2	10- 4	11- 6	7- 12
Wk05 10/06	1- 5	9- 7	11- 8	6- 3	10- 12	2- 4
Wk06 10/13	1- 11	10- 6	3- 8	12- 2	7- 4	9- 5

### Last Week's Top Scores

Team Scratch Game		Team Scratch Series		Team Handicap Game		Team Handicap Series	
953	Crash Test Brisbins	2826	Crash Test Brisbins	1150	Peerless Machine	3338	Peerless Machine
937	Cornhusker Ag/Rising Ag	2669	Sorensen Group	1128	Little Mexico Restaurant	3202	Little Mexico Resta
913	Kirkland Siding	2626	Common Cents Bookkeepi	1114	Cornhusker Ag/Rising Ag	3136	Common Cents Bo
908	Sorensen Group	2602	Cornhusker Ag/Rising Ag	1098	Kirkland Siding	3133	Cornhusker Ag/Risi
905	Common Cents Bookkeepi	2510	Kirkland Siding	1085	AB Service & Repair	3095	Sorensen Group
864	Kennedy Arborcare	2451	West	1075	Common Cents Bookkeepi	3083	AB Service & Repai
844	Jack Lederman Co.	2426	Kennedy Arborcare	1070	Kennedy Arborcare	3075	Crash Test Brisbin
834	West	2418	Jack Lederman Co.	1050	Sorensen Group	3065	Kirkland Siding
823	AB Service & Repair	2297	AB Service & Repair	1036	Crash Test Brisbins	3044	Kennedy Arborcare
789	Little Mexico Restaurant	2185	Little Mexico Restaurant	1033	Jack Lederman Co.	2985	Jack Lederman Co.
764	Peerless Machine	2180	Peerless Machine	1005	West	2964	West

**Last Week's Top Scores - Continued**

<u>Scratch Game</u>		<u>Scratch Series</u>		<u>Handicap Game</u>		<u>Handicap Series</u>	
247	Quentin Holliday	653	Ryan Walton	321	Quentin Holliday	827	Quentin Holliday
237	Javan Clement	630	Jarod Zikmund	284	Javan Clement	728	Jacob Rodriguez
236	Ryan Walton	620	Gordon Thiessen	280	Jacob Rodriguez	720	Brooks Paul
235	Gordon Thiessen	616	Anthony Eigenberg	262	Brooks Paul	687	Logan Albright
226	Mike Brown	605	Quentin Holliday	261	Lane Riffey	681	Jason Stubbs
225	Jarod Zikmund	595	Masato Sugita	260	Bobby Turner Jr	677	Ryan Walton
224	Lane Riffey	594	Michael Marcellus	253	Logan Albright	674	Jake Peden
223	Anthony Eigenberg	594	Logan Albright	250	Jason Stubbs	673	Masato Sugita
222	Logan Albright	585	Jason Stubbs	249	Mike Brown	671	Javan Clement
218	Jason Stubbs	583	Greg Pettit	244	Ryan Walton	661	Kodie Kershner
218	Masato Sugita			244	Masato Sugita	661	Bobby Turner Jr
						661	Anthony Eigenberg

**Season High Scores**

<u>Team Scratch Game</u>		<u>Team Scratch Series</u>		<u>Team Handicap Game</u>		<u>Team Handicap Series</u>	
1040	Crash Test Brisbins	3026	Crash Test Brisbins	1293	Peerless Machine	3626	Peerless Machine
992	Sorensen Group	2824	Sorensen Group	1145	Kennedy Arborcare	3282	Little Mexico Resta
972	Common Cents Bookkeepi	2799	Common Cents Bookkeepi	1136	Kirkland Siding	3251	Kennedy Arborcare
960	West	2720	West	1134	Sorensen Group	3250	Sorensen Group
951	Kirkland Siding	2688	Cornhusker Ag/Rising Ag	1128	Little Mexico Restaurant	3222	Common Cents Bo
937	Cornhusker Ag/Rising Ag	2667	Kirkland Siding	1114	Cornhusker Ag/Rising Ag	3222	Kirkland Siding
887	Peerless Machine	2508	Kennedy Arborcare	1113	Common Cents Bookkeepi	3219	Cornhusker Ag/Risi
864	Kennedy Arborcare	2425	Jack Lederman Co.	1100	Crash Test Brisbins	3206	Crash Test Brisbin
855	Jack Lederman Co.	2408	Peerless Machine	1093	West	3122	AB Service & Repai
830	AB Service & Repair	2384	AB Service & Repair	1085	AB Service & Repair	3119	West
789	Little Mexico Restaurant	2185	Little Mexico Restaurant	1033	Jack Lederman Co.	2985	Jack Lederman Co.
<u>Scratch Game</u>		<u>Scratch Series</u>		<u>Handicap Game</u>		<u>Handicap Series</u>	
279	Ryan Walton	734	Gordon Thiessen	325	Brooks Paul	827	Quentin Holliday
268	Gordon Thiessen	683	Ryan Walton	321	Quentin Holliday	799	Brooks Paul
267	Tom Richmond	661	Jared Samuelson	287	Ryan Walton	754	Carter Krause
257	Scott Bauer	636	Scott Bauer	284	Javan Clement	739	Cody Bristow
248	Logan Albright	635	Brad Olson	283	Tom Richmond	735	Jake Peden
247	Quentin Holliday	633	Jeremy Dalland	280	Jacob Rodriguez	734	Gordon Thiessen
246	Brad Olson	632	Masato Sugita	279	Logan Albright	728	Jacob Rodriguez
239	Jared Samuelson	630	Jarod Zikmund	276	Jake Peden	724	Javan Clement
237	Javan Clement	623	Jeremy Sklenar	274	Scott Bauer	710	Masato Sugita
236	Jarod Zikmund	617	Tom Richmond	272	Cody Bristow	709	Danny Jeffryes
236	Jeremy Sklenar						

**Team Rosters**

**1 - Draw Team**

<u>Name</u>	<u>Avg</u>	<u>HDCP</u>	<u>Pins</u>	<u>Gms</u>	<u>Points Won</u>	<u>High Game</u>	<u>High Sers</u>	<u>HDCP Game</u>	<u>HDCP Sers</u>	<u>0's</u>	<u>200's</u>	<u>250's</u>	<u>0's</u>	<u>600's</u>	<u>700's</u>
				9	2.0	174	478	233	655	9	--	--	3	--	--
				9	6.0	224	582	259	687	5	4	--	3	--	--
				9	6.0	217	532	260	661	7	2	--	3	--	--
				9	4.0	224	538	261	649	7	2	--	3	--	--
				9	3.0	246	635	257	668	3	6	--	1	2	--

**2 - Cornhusker Ag/Rising Ag**

<u>Name</u>	<u>Avg</u>	<u>HDCP</u>	<u>Pins</u>	<u>Gms</u>	<u>Points Won</u>	<u>High Game</u>	<u>High Sers</u>	<u>HDCP Game</u>	<u>HDCP Sers</u>	<u>0's</u>	<u>200's</u>	<u>250's</u>	<u>0's</u>	<u>600's</u>	<u>700's</u>
Doug Samuelson	bk140	75	762	6	4.0	155	408	230	633	6	--	--	2	--	--
Javan D. Clement	bk168	47	1113	6	7.0	237	583	284	724	4	2	--	2	--	--
Brent E. Hollis	bk155	60	433	3	1.0	162	433	222	613	3	--	--	1	--	--
Danny Jeffryes	170	45	1531	9	5.0	204	589	244	709	8	1	--	3	--	--
Hewitt P. Moyer	bk177	38	499	3	3.0	193	499	231	613	3	--	--	1	--	--
Carter R. Hollis	bk211	4	497	3	1.0	180	497	184	509	3	--	--	1	--	--
Jared J. Samuelson	203	12	1833	9	3.0	239	661	239	661	5	4	--	1	2	--

3 - Common Cents Bookkeeping

Name	Avg	HDCP	Pins	Gms	Points Won	High Game	High Sers	HDCP Game	HDCP Sers	0's	200's	250's	0's	600's	700's
Justin M. Hodges	175	40	1579	9	7.0	207	542	249	668	8	1	--	3	--	--
Shawn E. Mizner	bk182	33	1092	6	2.0	202	558	235	657	4	2	--	2	--	--
Tyler L. Mizner	183	32	1647	9	8.0	223	590	251	674	7	2	--	3	--	--
Michael G. Marcellus	187	28	1691	9	1.0	213	594	231	648	8	1	--	3	--	--
Austin M. Longmore	175	40	1583	9	6.0	213	573	233	633	7	2	--	3	--	--

4 - AB Service & Repair

Name	Avg	HDCP	Pins	Gms	Points Won	High Game	High Sers	HDCP Game	HDCP Sers	0's	200's	250's	0's	600's	700's
Sean A. McBride	bk141	74	814	6	8.0	147	436	221	658	6	--	--	2	--	--
Kodie D. Kershner	106	109	961	9	6.0	144	342	245	661	9	--	--	3	--	--
Cody D. Bristow	172	43	1549	9	7.0	230	613	272	739	8	1	--	2	1	--
Mike Brown	176	39	1587	9	5.0	226	541	249	610	7	2	--	3	--	--
Kurt L. Schmidt	bk196	19	572	3	4.0	198	572	217	629	3	--	--	1	--	--
Dan Schmidt	bk209	6	981	6	2.0	200	542	206	560	5	1	--	2	--	--

5 - West

Name	Avg	HDCP	Pins	Gms	Points Won	High Game	High Sers	HDCP Game	HDCP Sers	0's	200's	250's	0's	600's	700's
Bob Stevens	144	71	1299	9	1.0	166	440	220	602	9	--	--	3	--	--
Johnny L. Nikkila	166	49	1496	9	7.5	204	510	241	621	8	1	--	3	--	--
Ivan D. Stones	bk171	44	837	6	1.0	165	427	209	559	6	--	--	2	--	--
Gary D. Hatcher	158	57	1422	9	2.0	181	476	217	584	9	--	--	3	--	--
Justin R. Swaneck	bk209	6	560	3	3.0	215	560	221	578	2	1	--	1	--	--
Gordon E. Thiessen	224	0	2024	9	8.0	268	734	268	734	4	2	3	--	2	1

6 - Crash Test Brisbins

Name	Avg	HDCP	Pins	Gms	Points Won	High Game	High Sers	HDCP Game	HDCP Sers	0's	200's	250's	0's	600's	700's
Tom Richmond	186	29	1680	9	6.0	267	617	283	665	7	1	1	1	2	--
Jason D. Stubbs	bk183	32	1087	6	5.0	218	585	250	681	4	2	--	2	--	--
Tom McLeod	bk192	23	562	3	4.0	197	562	220	631	3	--	--	1	--	--
Chuck M. Brisbin	186	29	1679	9	7.0	217	571	221	583	6	3	--	3	--	--
Scott A. Bauer	bk198	17	636	3	3.0	257	636	274	687	1	1	1	--	1	--
Jeremy D. Sklenar	bk208	7	623	3	3.0	236	623	243	644	1	2	--	--	1	--
Ryan E. Walton	210	5	1890	9	6.0	279	683	287	707	2	6	1	1	2	--

7 - Kennedy Arborcare

Name	Avg	HDCP	Pins	Gms	Points Won	High Game	High Sers	HDCP Game	HDCP Sers	0's	200's	250's	0's	600's	700's
Matthew J. Doerr	bk131	84	415	3		170	415	254	667	3	--	--	1	--	--
Lee M. Dobish	124	91	373	3	1.0	153	373	244	646	3	--	--	1	--	--
Andrew J. Kennedy	135	80	1217	9	8.0	170	448	243	667	9	--	--	3	--	--
Mike McCollough	bk161	54	873	6	3.0	177	468	231	630	6	--	--	2	--	--
Brandon M. Conyers	bk190	25	981	6	2.0	196	520	221	595	6	--	--	2	--	--
Kevin L. Wise	bk187	28	1084	6	6.0	194	569	222	653	6	--	--	2	--	--
Masato M. Sugita	202	13	1820	9	7.0	229	632	255	710	4	5	--	2	1	--

8 - Sorensen Group

Name	Avg	HDCP	Pins	Gms	Points Won	High Game	High Sers	HDCP Game	HDCP Sers	0's	200's	250's	0's	600's	700's
Doug Giles	150	65	1351	9	4.0	182	481	220	595	9	--	--	3	--	--
Chris R. Lytle	159	56	1431	9	7.0	203	522	252	669	8	1	--	3	--	--
Logan J. Albright	bk184	31	1196	6	7.0	248	602	279	695	4	2	--	1	1	--
Jeff A. Fruhling	bk190	25	506	3	2.0	177	506	202	581	3	--	--	1	--	--
Josh K. Krolkowski	185	30	1671	9	5.0	211	586	235	658	7	2	--	3	--	--
Jeremy J. Dalland	bk220	0	1228	6	7.0	233	633	233	633	2	4	--	1	1	--

9 - Little Mexico Restaurant

Name	Avg	HDCP	Pins	Gms	Points Won	High Game	High Sers	HDCP Game	HDCP Sers	0's	200's	250's	0's	600's	700's
Nolan P. Parr	bk128	87	374	3	4.0	132	374	219	635	3	--	--	1	--	--
Nathan Banks	bk174	41	447	3	1.0	155	447	196	570	3	--	--	1	--	--
Phillip O. White	106	109	640	6	6.0	124	324	231	645	6	--	--	2	--	--
Trevor A. Roberts	bk155	60	823	6	2.5	183	422	243	602	6	--	--	2	--	--
Quentin S. Holliday	159	56	1435	9	8.5	247	605	321	827	8	1	--	2	1	--
JD Einspahr	bk131	84	806	6	6.0	156	426	240	678	6	--	--	2	--	--
Craig A. Schutt	bk160	55	946	6	5.0	175	487	230	652	6	--	--	2	--	--

10 - Jack Lederman Co.

Name	Avg	HDCP	Pins	Gms	Points Won	High Game	High Sers	HDCP Game	HDCP Sers	0's	200's	250's	0's	600's	700's
Ron J. Studnicka	144	71	1304	9	6.0	170	437	223	596	9	--	--	3	--	--
Trevor D. Hibberd	bk177	38	450	3	1.0	166	450	204	564	3	--	--	1	--	--
Eric R. Zikmund	bk197	18	1065	6	1.0	206	542	224	596	5	1	--	2	--	--
Leroy H. Hoss	126	89	1138	9	2.5	166	418	236	628	9	--	--	3	--	--
David D. Hibberd	169	46	1528	9	5.5	194	521	221	602	9	--	--	3	--	--
Jarod D. Zikmund	198	17	1783	9	3.0	236	630	237	633	4	5	--	1	2	--

11 - Kirkland Siding

Name	Avg	HDCP	Pins	Gms	Points Won	High Game	High Sers	HDCP Game	HDCP Sers	0's	200's	250's	0's	600's	700's
Bill Kirkland	145	70	1313	9	2.0	174	478	233	655	9	--	--	3	--	--
Keith J. Smith	181	34	1631	9	6.0	224	582	259	687	5	4	--	3	--	--
Bobby Turner Jr	172	43	1550	9	6.0	217	532	260	661	7	2	--	3	--	--
Lane E. Riffey	166	49	1501	9	4.0	224	538	261	649	7	2	--	3	--	--
Brad M. Olson	199	16	1797	9	3.0	246	635	257	668	3	6	--	1	2	--

12 - Peerless Machine

Name	Avg	HDCP	Pins	Gms	Points Won	High Game	High Sers	HDCP Game	HDCP Sers	0's	200's	250's	0's	600's	700's
Brooks D. Paul	161	54	1457	9	10.0	233	523	325	799	8	1	--	3	--	--
Carter S. Krause	139	76	1257	9	6.5	175	493	262	754	9	--	--	3	--	--
Jacob M. Rodriguez	103	112	932	9	7.0	159	365	280	728	9	--	--	3	--	--
John W. Paul	bk119	96	0	0	0	0	0			--	--	--	--	--	--
Alex J. Peden	165	50	1488	9	10.0	190	514	245	679	9	--	--	3	--	--
Jake Peden	185	30	1665	9	9.0	227	588	276	735	7	2	--	3	--	--

Temporary Substitutes

Name	Avg	HDCP	Pins	Gms	Points Won	High Game	High Sers	HDCP Game	HDCP Sers	0's	200's	250's	0's	600's	700's
Anthony C. Eigenberg	184	31	1660	9	5.0	223	616	238	661	6	3	--	2	1	--
Cruz A. Evans	bk168	47	497	3	1.0	179	497	226	638	3	--	--	1	--	--
Ethan M. Mizner	bk153	62	430	3	4.0	149	430	211	616	3	--	--	1	--	--
Greg A. Pettit	bk202	13	583	3	3.0	199	583	212	622	3	--	--	1	--	--

High Individual Match Points

10 Alex Peden	10 Brooks Paul	9 Jake Peden	8.5 Quentin Holliday
8 Tyler Mizner	8 Andrew Kennedy	8 Sean McBride	8 Gordon Thiessen
7.5 Johnny Nikkila	7 Jeremy Dalland	7 Logan Albright	7 Chris Lytle
7 Chuck Brisbin	7 Masato Sugita	7 Cody Bristow	7 Justin Hodges

# Classic 2025-26

## Big Apple Fun Center Reprint of Scores -- Week 3

### Lane 1 1 - Draw Team - Crash Test Brisbins

Name	Old Avg	Old HDCP	-1-	-2-	-3-	Total	HDCP Total
			150	161	144	455	503
			<b>218</b>	<b>208</b>	159	585	<b>681</b>
			<b>171</b>	<b>194</b>	<b>197</b>	562	<b>631</b>
			175	179	<b>217</b>	571	583
			<b>212</b>	<b>205</b>	<b>236</b>	653	<b>677</b>
			====	====	====	====	====
Scratch Total			<b>926</b>	<b>947</b>	<b>953</b>	<b>2826</b>	<b>2826</b>
Handicap			83	83	83		249
Total			<b>1009</b>	<b>1030</b>	<b>1036</b>	<b>2826</b>	<b>3075</b>
Team Points Won			5.0	5.0	5.0	20.0	20.0
Match Points Won			3.0	2.0	3.0	11.0	11.0
Total Points Won			8.0	7.0	8.0	31.0	31.0

### Lane 2 10 - Jack Lederman Co. Week 3 9/22/2025

Name	Old Avg	Old HDCP	-1-	-2-	-3-	Total	HDCP Total
Ron J. Studnicka	bk162	53	<b>158</b>	<b>157</b>	<b>122</b>	437	<b>596</b>
Trevor D. Hibberd	bk177	38	130	154	<b>166</b>	450	564
Leroy H. Hoss	bk145	70	120	118	142	380	590
David D. Hibberd	bk188	27	<b>168</b>	<b>164</b>	189	521	<b>602</b>
Jarod D. Zikmund	bk214	1	183	<b>222</b>	225	630	633
			====	====	====	====	====
Scratch Total			759	815	844	2418	2418
Handicap			189	189	189		567
Total			948	1004	1033	2418	2985
Team Points Won			0.0	0.0	0.0	0.0	0.0
Match Points Won			2.0	3.0	2.0	9.0	9.0
Total Points Won			2.0	3.0	2.0	9.0	9.0

### Lane 3 9 - Little Mexico Restaurant Week 3 9/22/2025

Name	Old Avg	Old HDCP	-1-	-2-	-3-	Total	HDCP Total
Nathan Banks	bk174	41	155	143	<b>149</b>	447	570
Phillip O. White	106	109	a91	a91	a91	273	600
Trevor A. Roberts	bk155	60	126	133	<b>142</b>	401	581
Quentin S. Holliday	bk141	74	<b>192</b>	<b>247</b>	<b>166</b>	605	<b>827</b>
Craig A. Schutt	bk160	55	<b>150</b>	<b>175</b>	134	459	624
			====	====	====	====	====
Scratch Total			714	789	682	2185	2185
Handicap			339	339	339		1017
Total			<b>1053</b>	<b>1128</b>	<b>1021</b>	2185	<b>3202</b>
Team Points Won			5.0	5.0	5.0	20.0	20.0
Match Points Won			2.0	2.0	3.0	8.0	8.0
Total Points Won			7.0	7.0	8.0	28.0	28.0

### Lane 4 3 - Common Cents Bookkeeping Week 3 9/22/2025

Name	Old Avg	Old HDCP	-1-	-2-	-3-	Total	HDCP Total
Justin M. Hodges	bk173	42	<b>191</b>	<b>191</b>	134	516	<b>642</b>
Ethan M. Mizner	bk153	62	<b>149</b>	<b>141</b>	<b>140</b>	430	<b>616</b>
Tyler L. Mizner	bk187	28	<b>195</b>	<b>178</b>	140	513	<b>597</b>
Michael G. Marcellus	bk197	18	191	190	213	594	648
Austin M. Longmore	bk195	20	155	205	<b>213</b>	573	<b>633</b>
			====	====	====	====	====
Scratch Total			<b>881</b>	<b>905</b>	<b>840</b>	<b>2626</b>	<b>2626</b>
Handicap			170	170	170		510
Total			1051	1075	1010	<b>2626</b>	3136
Team Points Won			0.0	0.0	0.0	0.0	0.0
Match Points Won			3.0	3.0	2.0	12.0	12.0
Total Points Won			3.0	3.0	2.0	12.0	12.0

### Lane 5 11 - Kirkland Siding Week 3 9/22/2025

Name	Old Avg	Old HDCP	-1-	-2-	-3-	Total	HDCP Total
Bill Kirkland	bk156	59	134	139	125	398	575
Keith J. Smith	bk180	35	166	144	<b>203</b>	513	618
Bobby Turner Jr	bk172	43	<b>159</b>	156	<b>217</b>	532	<b>661</b>
Lane E. Riffey	bk178	37	122	<b>224</b>	159	505	616
Brad M. Olson	bk204	11	202	151	<b>209</b>	562	595
			====	====	====	====	====
Scratch Total			783	<b>814</b>	<b>913</b>	<b>2510</b>	<b>2510</b>
Handicap			185	185	185		555
Total			968	<b>999</b>	<b>1098</b>	<b>2510</b>	3065
Team Points Won			0.0	2.5	5.0	7.5	7.5
Match Points Won			1.0	1.0	3.0	6.0	6.0
Total Points Won			1.0	3.5	8.0	13.5	13.5

### Lane 6 4 - AB Service & Repair Week 3 9/22/2025

Name	Old Avg	Old HDCP	-1-	-2-	-3-	Total	HDCP Total
Sean A. McBride	bk141	74	<b>125</b>	<b>128</b>	<b>125</b>	378	<b>600</b>
Kodie D. Kershner	105	110	<b>121</b>	<b>85</b>	125	331	<b>661</b>
Cody D. Bristow	bk173	42	152	<b>166</b>	146	464	590
Greg A. Pettit	bk202	13	<b>199</b>	195	<b>189</b>	583	<b>622</b>
Mike Brown	bk192	23	<b>226</b>	<b>163</b>	152	541	<b>610</b>
			====	====	====	====	====
Scratch Total			<b>823</b>	737	737	2297	2297
Handicap			262	262	262		786
Total			<b>1085</b>	<b>999</b>	999	2297	<b>3083</b>
Team Points Won			5.0	2.5	0.0	12.5	12.5
Match Points Won			4.0	4.0	2.0	14.0	14.0
Total Points Won			9.0	6.5	2.0	26.5	26.5

Classic 2025-26

Lane 7 5 - West Week 3 9/22/2025

Name	Old Avg	Old HDCP	-1-	-2-	-3-	Total	HDCP Total
Bob Stevens	bk161	54	121	152	166	439	601
Johnny L. Nikkila	bk178	37	144	<b>145</b>	<b>204</b>	493	<b>604</b>
Ivan D. Stones	bk171	44	165	147	115	427	559
Gary D. Hatcher	bk179	36	<b>169</b>	150	153	472	580
Gordon E. Thiessen	bk226	0	189	<b>235</b>	196	620	620
			====	====	====	====	====
Scratch Total			<b>788</b>	<b>829</b>	<b>834</b>	<b>2451</b>	<b>2451</b>
Handicap			171	171	171		513
Total			959	1000	1005	<b>2451</b>	2964
Team Points Won			0.0	0.0	0.0	0.0	0.0
Match Points Won			1.0	1.5	1.0	4.5	4.5
Total Points Won			1.0	1.5	1.0	4.5	4.5

Lane 8 12 - Peerless Machine Week 3 9/22/2025

Name	Old Avg	Old HDCP	-1-	-2-	-3-	Total	HDCP Total
Brooks D. Paul	bk123	92	<b>170</b>	<b>137</b>	<b>137</b>	444	<b>720</b>
Carter S. Krause		146	69	<b>154</b>	<b>113</b>	112	379
Jacob M. Rodriguez		94	121	<b>105</b>	<b>159</b>	<b>101</b>	365
Alex J. Peden	bk160	55	149	<b>174</b>	<b>142</b>	465	<b>630</b>
Jake Peden	bk166	49	<b>164</b>	181	<b>182</b>	527	<b>674</b>
			====	====	====	====	====
Scratch Total			742	764	674	2180	2180
Handicap			386	386	386		1158
Total			<b>1128</b>	<b>1150</b>	<b>1060</b>	2180	<b>3338</b>
Team Points Won			5.0	5.0	5.0	20.0	20.0
Match Points Won			4.0	3.5	4.0	15.5	15.5
Total Points Won			9.0	8.5	9.0	35.5	35.5

Lane 9 8 - Sorensen Group Week 3 9/22/2025

Name	Old Avg	Old HDCP	-1-	-2-	-3-	Total	HDCP Total
Doug Giles	bk177	38	147	157	157	461	575
Chris R. Lytle	bk166	49	<b>152</b>	138	171	461	608
Logan J. Albright	bk184	31	<b>222</b>	<b>193</b>	<b>179</b>	594	<b>687</b>
Josh K. Krolikowski	bk191	24	170	172	196	538	610
Jeremy J. Dalland	bk220	0	<b>a205</b>	<b>a205</b>	<b>a205</b>	615	<b>615</b>
			====	====	====	====	====
Scratch Total			<b>896</b>	<b>865</b>	908	<b>2669</b>	<b>2669</b>
Handicap			142	142	142		426
Total			<b>1038</b>	1007	1050	<b>2669</b>	3095
Team Points Won			5.0	0.0	0.0	5.0	5.0
Match Points Won			3.0	2.0	2.0	9.0	9.0
Total Points Won			8.0	2.0	2.0	14.0	14.0

Lane 10 2 - Cornhusker Ag/Rising Ag Week 3 9/22/2025

Name	Old Avg	Old HDCP	-1-	-2-	-3-	Total	HDCP Total
Doug Samuelson	bk140	75	<b>115</b>	<b>138</b>	<b>155</b>	408	<b>633</b>
Javan D. Clement	bk168	47	123	<b>170</b>	<b>237</b>	530	<b>671</b>
Danny Jeffryes	bk175	40	191	162	154	507	627
Anthony C. Eigenberg	bk200	15	<b>211</b>	<b>182</b>	<b>223</b>	616	<b>661</b>
Jared J. Samuelson	bk215	0	193	180	168	541	541
			====	====	====	====	====
Scratch Total			833	832	<b>937</b>	2602	2602
Handicap			177	177	177		531
Total			1010	<b>1009</b>	<b>1114</b>	2602	<b>3133</b>
Team Points Won			0.0	5.0	5.0	15.0	15.0
Match Points Won			2.0	3.0	3.0	11.0	11.0
Total Points Won			2.0	8.0	8.0	26.0	26.0

Lane 11 6 - Crash Test Brisbins Week 3 9/22/2025

Name	Old Avg	Old HDCP	-1-	-2-	-3-	Total	HDCP Total
Tom Richmond	bk199	16	150	161	144	455	503
Jason D. Stubbs	bk183	32	<b>218</b>	<b>208</b>	159	585	<b>681</b>
Tom McLeod	bk192	23	<b>171</b>	<b>194</b>	<b>197</b>	562	<b>631</b>
Chuck M. Brisbin	bk211	4	175	179	<b>217</b>	571	583
Ryan E. Walton	bk207	8	212	205	<b>236</b>	653	<b>677</b>
			====	====	====	====	====
Scratch Total			<b>926</b>	<b>947</b>	<b>953</b>	<b>2826</b>	<b>2826</b>
Handicap			83	83	83		249
Total			1009	<b>1030</b>	<b>1036</b>	<b>2826</b>	<b>3075</b>
Team Points Won			0.0	5.0	5.0	15.0	15.0
Match Points Won			2.0	2.0	3.0	10.0	10.0
Total Points Won			2.0	7.0	8.0	25.0	25.0

Lane 12 7 - Kennedy Arborcare Week 3 9/22/2025

Name	Old Avg	Old HDCP	-1-	-2-	-3-	Total	HDCP Total
Andrew J. Kennedy	bk142	73	<b>135</b>	<b>109</b>	<b>143</b>	387	<b>606</b>
Mike McCollough	bk161	54	177	131	<b>160</b>	468	630
Brandon M. Conyers	bk190	25	152	135	174	461	536
Kevin L. Wise	bk187	28	<b>182</b>	<b>170</b>	163	515	<b>599</b>
Masato M. Sugita	bk189	26	<b>218</b>	<b>191</b>	186	595	673
			====	====	====	====	====
Scratch Total			864	736	826	2426	2426
Handicap			206	206	206		618
Total			<b>1070</b>	942	1032	2426	3044
Team Points Won			5.0	0.0	0.0	5.0	5.0
Match Points Won			3.0	3.0	2.0	10.0	10.0
Total Points Won			8.0	3.0	2.0	15.0	15.0

# Classic 2025-26

## Big Apple Fun Center

Note: This report includes information through September 22 which is Week 3 of 32

### Match Points Won (This Week) -- Week 3

Lane 1 1 - Draw Team - Crash Test Brisbins							
Week 3 9/22/2025							
Name	Last Wk Won	Last Wk Lost	HDCP -1-	HDCP -2-	HDCP -3-	HDCP Total	
			166	177	160	503	
			<b>250</b>	<b>240</b>	191	<b>681</b>	
			<b>194</b>	<b>217</b>	<b>220</b>	<b>631</b>	
			179	183	<b>221</b>	583	
			<b>220</b>	213	<b>244</b>	<b>677</b>	
Scratch Total			<b>926</b>	<b>947</b>	<b>953</b>	<b>2826</b>	
Handicap			83	83	83	249	
Total			<b>1009</b>	<b>1030</b>	<b>1036</b>	<b>3075</b>	
Team Points Won			5.0	5.0	5.0	20.0	
Match Points Won			3.0	2.0	3.0	11.0	
Total Points Won			8.0	7.0	8.0	31.0	

Lane 2 10 - Jack Lederman Co.							
Week 3 9/22/2025							
Name	Last Wk Won	Last Wk Lost	HDCP -1-	HDCP -2-	HDCP -3-	HDCP Total	
Ron J. Studnicka	4.0		<b>211</b>	<b>210</b>	<b>175</b>	<b>596</b>	
Trevor D. Hibberd	1.0	3.0	168	192	<b>204</b>	564	
Leroy H. Hoss		4.0	190	188	212	590	
David D. Hibberd	3.0	1.0	<b>195</b>	<b>191</b>	216	<b>602</b>	
Jarod D. Zikmund	1.0	3.0	184	<b>223</b>	226	633	
Scratch Total			759	815	844	2418	
Handicap			189	189	189	567	
Total			948	1004	1033	2985	
Team Points Won			0.0	0.0	0.0	0.0	
Match Points Won			2.0	3.0	2.0	9.0	
Total Points Won			2.0	3.0	2.0	9.0	

Lane 3 9 - Little Mexico Restaurant							
Week 3 9/22/2025							
Name	Last Wk Won	Last Wk Lost	HDCP -1-	HDCP -2-	HDCP -3-	HDCP Total	
Nathan Banks	1.0	3.0	196	184	<b>190</b>	570	
Phillip O. White		4.0	a200	a200	a200	600	
Trevor A. Roberts	1.0	3.0	186	193	<b>202</b>	581	
Quentin S. Holliday	4.0		<b>266</b>	<b>321</b>	<b>240</b>	<b>827</b>	
Craig A. Schutt	2.0	2.0	<b>205</b>	<b>230</b>	189	624	
Scratch Total			714	789	682	2185	
Handicap			339	339	339	1017	
Total			<b>1053</b>	<b>1128</b>	<b>1021</b>	<b>3202</b>	
Team Points Won			5.0	5.0	5.0	20.0	
Match Points Won			2.0	2.0	3.0	8.0	
Total Points Won			7.0	7.0	8.0	28.0	

Lane 4 3 - Common Cents Bookkeeping							
Week 3 9/22/2025							
Name	Last Wk Won	Last Wk Lost	HDCP -1-	HDCP -2-	HDCP -3-	HDCP Total	
Justin M. Hodges	3.0	1.0	<b>233</b>	<b>233</b>	176	<b>642</b>	
Ethan M. Mizner	4.0		<b>211</b>	<b>203</b>	<b>202</b>	<b>616</b>	
Tyler L. Mizner	3.0	1.0	<b>223</b>	<b>206</b>	168	<b>597</b>	
Michael G. Marcellus		4.0	209	208	231	648	
Austin M. Longmore	2.0	2.0	175	225	<b>233</b>	<b>633</b>	
Scratch Total			<b>881</b>	<b>905</b>	<b>840</b>	<b>2626</b>	
Handicap			170	170	170	510	
Total			1051	1075	1010	3136	
Team Points Won			0.0	0.0	0.0	0.0	
Match Points Won			3.0	3.0	2.0	12.0	
Total Points Won			3.0	3.0	2.0	12.0	

Lane 5 11 - Kirkland Siding							
Week 3 9/22/2025							
Name	Last Wk Won	Last Wk Lost	HDCP -1-	HDCP -2-	HDCP -3-	HDCP Total	
Bill Kirkland		4.0	193	198	184	575	
Keith J. Smith	1.0	3.0	201	179	<b>238</b>	618	
Bobby Turner Jr	3.0	1.0	<b>202</b>	199	<b>260</b>	<b>661</b>	
Lane E. Riffey	1.0	3.0	159	<b>261</b>	196	616	
Brad M. Olson	1.0	3.0	213	162	<b>220</b>	595	
Scratch Total			783	<b>814</b>	<b>913</b>	<b>2510</b>	
Handicap			185	185	185	555	
Total			968	<b>999</b>	<b>1098</b>	3065	
Team Points Won			0.0	2.5	5.0	7.5	
Match Points Won			1.0	1.0	3.0	6.0	
Total Points Won			1.0	3.5	8.0	13.5	

Lane 6 4 - AB Service & Repair							
Week 3 9/22/2025							
Name	Last Wk Won	Last Wk Lost	HDCP -1-	HDCP -2-	HDCP -3-	HDCP Total	
Sean A. McBride	4.0		<b>199</b>	<b>202</b>	<b>199</b>	<b>600</b>	
Kodie D. Kershner	3.0	1.0	<b>231</b>	<b>195</b>	235	<b>661</b>	
Cody D. Bristow	1.0	3.0	194	<b>208</b>	188	590	
Greg A. Pettit	3.0	1.0	<b>212</b>	208	<b>202</b>	<b>622</b>	
Mike Brown	3.0	1.0	<b>249</b>	<b>186</b>	175	<b>610</b>	
Scratch Total			<b>823</b>	737	737	2297	
Handicap			262	262	262	786	
Total			<b>1085</b>	<b>999</b>	999	<b>3083</b>	
Team Points Won			5.0	2.5	0.0	12.5	
Match Points Won			4.0	4.0	2.0	14.0	
Total Points Won			9.0	6.5	2.0	26.5	

Note: This report includes information through September 22 which is Week 3 of 32

**Lane 7 5 - West** Week 3 9/22/2025

Name	Last Wk Won	Last Wk Lost	HDCP -1-	HDCP -2-	HDCP -3-	HDCP Total
Bob Stevens		4.0	175	206	220	601
Johnny L. Nikkila	2.5	1.5	181	<b>182</b>	<b>241</b>	<b>604</b>
Ivan D. Stones		4.0	209	191	159	559
Gary D. Hatcher	1.0	3.0	<b>205</b>	186	189	580
Gordon E. Thiessen	1.0	3.0	189	<b>235</b>	196	620
=====						
Scratch Total			<b>788</b>	<b>829</b>	<b>834</b>	<b>2451</b>
Handicap			171	171	171	513
Total			959	1000	1005	2964
Team Points Won			0.0	0.0	0.0	0.0
Match Points Won			1.0	1.5	1.0	4.5
Total Points Won			1.0	1.5	1.0	4.5

**Lane 9 8 - Sorensen Group** Week 3 9/22/2025

Name	Last Wk Won	Last Wk Lost	HDCP -1-	HDCP -2-	HDCP -3-	HDCP Total
Doug Giles		4.0	185	195	195	575
Chris R. Lytle	1.0	3.0	<b>201</b>	187	220	608
Logan J. Albright	4.0		<b>253</b>	<b>224</b>	<b>210</b>	<b>687</b>
Josh K. Krolikowski		4.0	194	196	220	610
Jeremy J. Dalland	4.0		<b>a205</b>	<b>a205</b>	<b>a205</b>	<b>615</b>
=====						
Scratch Total			<b>896</b>	<b>865</b>	<b>908</b>	<b>2669</b>
Handicap			142	142	142	426
Total			1038	1007	1050	3095
Team Points Won			5.0	0.0	0.0	5.0
Match Points Won			3.0	2.0	2.0	9.0
Total Points Won			8.0	2.0	2.0	14.0

**Lane 11 6 - Crash Test Brisbins** Week 3 9/22/2025

Name	Last Wk Won	Last Wk Lost	HDCP -1-	HDCP -2-	HDCP -3-	HDCP Total
Tom Richmond		4.0	166	177	160	503
Jason D. Stubbs	3.0	1.0	<b>250</b>	<b>240</b>	191	<b>681</b>
Tom McLeod	4.0		<b>194</b>	<b>217</b>	<b>220</b>	<b>631</b>
Chuck M. Brisbin	1.0	3.0	179	183	<b>221</b>	583
Ryan E. Walton	2.0	2.0	220	213	<b>244</b>	<b>677</b>
=====						
Scratch Total			<b>926</b>	<b>947</b>	<b>953</b>	<b>2826</b>
Handicap			83	83	83	249
Total			1009	1030	1036	3075
Team Points Won			0.0	5.0	5.0	15.0
Match Points Won			2.0	2.0	3.0	10.0
Total Points Won			2.0	7.0	8.0	25.0

**Lane 8 12 - Peerless Machine** Week 3 9/22/2025

Name	Last Wk Won	Last Wk Lost	HDCP -1-	HDCP -2-	HDCP -3-	HDCP Total
Brooks D. Paul		4.0	<b>262</b>	<b>229</b>	<b>229</b>	<b>720</b>
Carter S. Krause	1.5	2.5	<b>223</b>	<b>182</b>	181	586
Jacob M. Rodriguez	4.0		<b>226</b>	<b>280</b>	<b>222</b>	<b>728</b>
Alex J. Peden	3.0	1.0	204	<b>229</b>	<b>197</b>	<b>630</b>
Jake Peden	3.0	1.0	<b>213</b>	230	<b>231</b>	<b>674</b>
=====						
Scratch Total			742	764	674	2180
Handicap			386	386	386	1158
Total			1128	1150	1060	3338
Team Points Won			5.0	5.0	5.0	20.0
Match Points Won			4.0	3.5	4.0	15.5
Total Points Won			9.0	8.5	9.0	35.5

**Lane 10 2 - Cornhusker Ag/Rising Ag** Week 3 9/22/2025

Name	Last Wk Won	Last Wk Lost	HDCP -1-	HDCP -2-	HDCP -3-	HDCP Total
Doug Samuelson		4.0	<b>190</b>	<b>213</b>	<b>230</b>	<b>633</b>
Javan D. Clement	3.0	1.0	170	<b>217</b>	<b>284</b>	<b>671</b>
Danny Jeffryes		4.0	231	202	194	627
Anthony C. Eigenberg	4.0		<b>226</b>	<b>197</b>	<b>238</b>	<b>661</b>
Jared J. Samuelson		4.0	193	180	168	541
=====						
Scratch Total			833	832	<b>937</b>	2602
Handicap			177	177	177	531
Total			1010	1009	1114	3133
Team Points Won			0.0	5.0	5.0	15.0
Match Points Won			2.0	3.0	3.0	11.0
Total Points Won			2.0	8.0	8.0	26.0

**Lane 12 7 - Kennedy Arborcare** Week 3 9/22/2025

Name	Last Wk Won	Last Wk Lost	HDCP -1-	HDCP -2-	HDCP -3-	HDCP Total
Andrew J. Kennedy		4.0	<b>208</b>	<b>182</b>	<b>216</b>	<b>606</b>
Mike McCollough	1.0	3.0	231	185	<b>214</b>	630
Brandon M. Conyers		4.0	177	160	199	536
Kevin L. Wise	3.0	1.0	<b>210</b>	<b>198</b>	191	<b>599</b>
Masato M. Sugita	2.0	2.0	<b>244</b>	<b>217</b>	212	673
=====						
Scratch Total			864	736	826	2426
Handicap			206	206	206	618
Total			1070	942	1032	3044
Team Points Won			5.0	0.0	0.0	5.0
Match Points Won			3.0	3.0	2.0	10.0
Total Points Won			8.0	3.0	2.0	15.0

# Classic 2025-26

## Big Apple Fun Center

\* Bowlers listed must have a minimum of 1 games.

### Match Points Won (Total for Year)

Name	Points		%Won	Avg	Gms	Name	Points		%Won	Avg	Gms
	Won	Lost					Won	Lost			
Alex J. Peden	10.0	2.0	83.33%	165	9	Doug Giles	4.0	8.0	33.33%	150	9
Brooks D. Paul	10.0	2.0	83.33%	161	9	Lane E. Riffey	4.0	8.0	33.33%	166	9
Jake Peden	9.0	3.0	75.00%	185	9	Nolan P. Parr	4.0		100.00%	bk128	3
Quentin S. Holliday	8.5	3.5	70.83%	159	9	Tom McLeod	4.0		100.00%	bk192	3
Tyler L. Mizner	8.0	4.0	66.67%	183	9	Kurt L. Schmidt	4.0		100.00%	bk196	3
Andrew J. Kennedy	8.0	4.0	66.67%	135	9	Doug Samuelson	4.0	4.0	50.00%	bk140	6
Sean A. McBride	8.0		100.00%	bk141	6	Ethan M. Mizner	4.0		100.00%	bk153	3
Gordon E. Thiessen	8.0	4.0	66.67%	224	9	Scott A. Bauer	3.0	1.0	75.00%	bk198	3
Johnny L. Nikkila	7.5	4.5	62.50%	166	9	Justin R. Swanek	3.0	1.0	75.00%	bk209	3
Jeremy J. Dalland	7.0	5.0	58.33%	bk220	6	Mike McCollough	3.0	9.0	25.00%	bk161	6
Logan J. Albright	7.0	1.0	87.50%	bk184	6	Greg A. Pettit	3.0	1.0	75.00%	bk202	3
Chris R. Lytle	7.0	5.0	58.33%	159	9	Jarod D. Zikmund	3.0	9.0	25.00%	198	9
Chuck M. Brisbin	7.0	5.0	58.33%	186	9	Jared J. Samuelson	3.0	9.0	25.00%	203	9
Masato M. Sugita	7.0	5.0	58.33%	202	9	Hewitt P. Moyer	3.0	1.0	75.00%	bk177	3
Cody D. Bristow	7.0	5.0	58.33%	172	9	Brad M. Olson	3.0	9.0	25.00%	199	9
Justin M. Hodges	7.0	5.0	58.33%	175	9	Jeremy D. Sklenar	3.0	1.0	75.00%	bk208	3
Jacob M. Rodriguez	7.0	5.0	58.33%	103	9	Trevor A. Roberts	2.5	5.5	31.25%	bk155	6
Javan D. Clement	7.0	1.0	87.50%	bk168	6	Leroy H. Hoss	2.5	9.5	20.83%	126	9
Carter S. Krause	6.5	5.5	54.17%	139	9	Shawn E. Mizner	2.0	6.0	25.00%	bk182	6
Kodie D. Kershner	6.0	6.0	50.00%	106	9	Gary D. Hatcher	2.0	10.0	16.67%	158	9
Austin M. Longmore	6.0	6.0	50.00%	175	9	Jeff A. Fruhling	2.0	2.0	50.00%	bk190	3
JD Einspahr	6.0	2.0	75.00%	bk131	6	Brandon M. Conyers	2.0	6.0	25.00%	bk190	6
Phillip O. White	6.0	6.0	50.00%	106	6	Dan Schmidt	2.0	6.0	25.00%	bk209	6
Bobby Turner Jr	6.0	6.0	50.00%	172	9	Bill Kirkland	2.0	10.0	16.67%	145	9
Ron J. Studnicka	6.0	6.0	50.00%	144	9	Bob Stevens	1.0	11.0	8.33%	144	9
Ryan E. Walton	6.0	6.0	50.00%	210	9	Lee M. Dobish	1.0	3.0	25.00%	124	3
Kevin L. Wise	6.0	2.0	75.00%	bk187	6	Michael G. Marcellus	1.0	11.0	8.33%	187	9
Tom Richmond	6.0	6.0	50.00%	186	9	Ivan D. Stones	1.0	7.0	12.50%	bk171	6
Keith J. Smith	6.0	6.0	50.00%	181	9	Nathan Banks	1.0	3.0	25.00%	bk174	3
David D. Hibberd	5.5	6.5	45.83%	169	9	Trevor D. Hibberd	1.0	3.0	25.00%	bk177	3
Jason D. Stubbs	5.0	3.0	62.50%	bk183	6	Cruz A. Evans	1.0	3.0	25.00%	bk168	3
Josh K. Krolikowski	5.0	7.0	41.67%	185	9	Brent E. Hollis	1.0	3.0	25.00%	bk155	3
Craig A. Schutt	5.0	3.0	62.50%	bk160	6	Carter R. Hollis	1.0	3.0	25.00%	bk211	3
Mike Brown	5.0	7.0	41.67%	176	9	Eric R. Zikmund	1.0	7.0	12.50%	bk197	6
Anthony C. Eigenberg	5.0	7.0	41.67%	184	9	Matthew J. Doerr		4.0	0.00%	bk131	3
Danny Jeffryes	5.0	7.0	41.67%	170	9						

# Classic 2025-26

## Big Apple Fun Center

\* Bowlers listed must have a minimum of 1 games.

### Change in Average

Name	-----Old-----		Old					---Average Change---			Weekly Over Avg
	Pins	Games	Avg	-1-	-2-	-3-	Total	New	Old	---> +/-	Series Avg +/-
Logan J. Albright	602	3	bk184	<b>222</b>	<b>193</b>	<b>179</b>	594	199.33	- 200.67	= <b>-1.33</b>	594 - 552=42
Nathan Banks	0	0	bk174	155	143	<b>149</b>	447	149.00	- 0.00	= <b>149.00</b>	447 - 522=-75
Scott A. Bauer	636	3	bk198				0	212.00	- 212.00	= <b>0.00</b>	
Chuck M. Brisbin	1108	6	bk211	175	179	<b>217</b>	571	186.56	- 184.67	= <b>1.89</b>	571 - 633=-62
Cody D. Bristow	1085	6	bk173	152	<b>166</b>	146	464	172.11	- 180.83	= <b>-8.72</b>	464 - 519=-55
Mike Brown	1046	6	bk192	<b>226</b>	<b>163</b>	152	541	176.33	- 174.33	= <b>2.00</b>	541 - 576=-35
Javan D. Clement	583	3	bk168	123	<b>170</b>	<b>237</b>	530	185.50	- 194.33	= <b>-8.83</b>	530 - 504=26
Brandon M. Conyers	520	3	bk190	152	135	174	461	163.50	- 173.33	= <b>-9.83</b>	461 - 570=-109
Jeremy J. Dalland	1228	6	bk220	<b>a205</b>	<b>a205</b>	<b>a205</b>	615	204.67	- 204.67	= <b>0.00</b>	
Lee M. Dobish	373	3	124				0	124.33	- 124.33	= <b>0.00</b>	
Matthew J. Doerr	415	3	bk131				0	138.33	- 138.33	= <b>0.00</b>	
Anthony C. Eigenberg	1044	6	bk200	<b>211</b>	<b>182</b>	<b>223</b>	616	184.44	- 174.00	= <b>10.44</b>	616 - 600=16
JD Einspahr	806	6	bk131				0	134.33	- 134.33	= <b>0.00</b>	
Cruz A. Evans	497	3	bk168				0	165.67	- 165.67	= <b>0.00</b>	
Jeff A. Fruhling	506	3	bk190				0	168.67	- 168.67	= <b>0.00</b>	
Doug Giles	890	6	bk177	147	157	157	461	150.11	- 148.33	= <b>1.78</b>	461 - 531=-70
Gary D. Hatcher	950	6	bk179	<b>169</b>	150	153	472	158.00	- 158.33	= <b>-0.33</b>	472 - 537=-65
David D. Hibberd	1007	6	bk188	<b>168</b>	<b>164</b>	189	521	169.78	- 167.83	= <b>1.94</b>	521 - 564=-43
Trevor D. Hibberd	0	0	bk177	130	154	<b>166</b>	450	150.00	- 0.00	= <b>150.00</b>	450 - 531=-81
Justin M. Hodges	1063	6	bk173	<b>191</b>	<b>191</b>	134	516	175.44	- 177.17	= <b>-1.72</b>	516 - 519=-3
Quentin S. Holliday	830	6	bk141	<b>192</b>	<b>247</b>	<b>166</b>	605	159.44	- 138.33	= <b>21.11</b>	605 - 423=182
Brent E. Hollis	433	3	bk155				0	144.33	- 144.33	= <b>0.00</b>	
Carter R. Hollis	497	3	bk211				0	165.67	- 165.67	= <b>0.00</b>	
Leroy H. Hoss	758	6	bk145	120	118	142	380	126.44	- 126.33	= <b>0.11</b>	380 - 435=-55
Danny Jeffryes	1024	6	bk175	191	162	154	507	170.11	- 170.67	= <b>-0.56</b>	507 - 525=-18
Andrew J. Kennedy	830	6	bk142	<b>135</b>	<b>109</b>	<b>143</b>	387	135.22	- 138.33	= <b>-3.11</b>	387 - 426=-39
Kodie D. Kershner	630	6	105	<b>121</b>	<b>85</b>	125	331	106.78	- 105.00	= <b>1.78</b>	331 - 315=16
Bill Kirkland	915	6	bk156	134	139	125	398	145.89	- 152.50	= <b>-6.61</b>	398 - 468=-70
Carter S. Krause	878	6	146	<b>154</b>	<b>113</b>	112	379	139.67	- 146.33	= <b>-6.67</b>	379 - 438=-59
Josh K. Krolikowski	1133	6	bk191	170	172	196	538	185.67	- 188.83	= <b>-3.17</b>	538 - 573=-35
Austin M. Longmore	1010	6	bk195	155	205	<b>213</b>	573	175.89	- 168.33	= <b>7.56</b>	573 - 585=-12
Chris R. Lytle	970	6	bk166	<b>152</b>	138	171	461	159.00	- 161.67	= <b>-2.67</b>	461 - 498=-37
Michael G. Marcellus	1097	6	bk197	191	190	213	594	187.89	- 182.83	= <b>5.06</b>	594 - 591=3
Sean A. McBride	436	3	bk141	<b>125</b>	<b>128</b>	<b>125</b>	378	135.67	- 145.33	= <b>-9.67</b>	378 - 423=-45
Mike McCollough	405	3	bk161	177	131	<b>160</b>	468	145.50	- 135.00	= <b>10.50</b>	468 - 483=-15
Tom McLeod	0	0	bk192	<b>171</b>	<b>194</b>	<b>197</b>	562	187.33	- 0.00	= <b>187.33</b>	562 - 576=-14
Ethan M. Mizner	0	0	bk153	<b>149</b>	<b>141</b>	<b>140</b>	430	143.33	- 0.00	= <b>143.33</b>	430 - 459=-29

Classic 2025-26

Name	-----Old-----		Old					---Average Change---			Weekly Over Avg
	Pins	Games	Avg	-1-	-2-	-3-	Total	New	Old	----> +/-	Series Avg +/-
Shawn E. Mizner	1092	6	bk182				0	182.00	- 182.00	= 0.00	
Tyler L. Mizner	1134	6	bk187	<b>195</b>	<b>178</b>	140	513	183.00	- 189.00	= -6.00	513 - 561=-48
Hewitt P. Moyer	499	3	bk177				0	166.33	- 166.33	= 0.00	
Johnny L. Nikkila	1003	6	bk178	144	<b>145</b>	<b>204</b>	493	166.22	- 167.17	= -0.94	493 - 534=-41
Brad M. Olson	1235	6	bk204	202	151	<b>209</b>	562	199.67	- 205.83	= -6.17	562 - 612=-50
Nolan P. Parr	374	3	bk128				0	124.67	- 124.67	= 0.00	
Brooks D. Paul	1013	6	bk123	<b>170</b>	<b>137</b>	<b>137</b>	444	161.89	- 168.83	= -6.94	444 - 369=75
Alex J. Peden	1023	6	bk160	149	<b>174</b>	<b>142</b>	465	165.33	- 170.50	= -5.17	465 - 480=-15
Jake Peden	1138	6	bk166	<b>164</b>	181	<b>182</b>	527	185.00	- 189.67	= -4.67	527 - 498=29
Greg A. Pettit	0	0	bk202	<b>199</b>	195	<b>189</b>	583	194.33	- 0.00	= 194.33	583 - 606=-23
Tom Richmond	1225	6	bk199	150	161	144	455	186.67	- 204.17	= -17.50	455 - 597=-142
Lane E. Riffey	996	6	bk178	122	<b>224</b>	159	505	166.78	- 166.00	= 0.78	505 - 534=-29
Trevor A. Roberts	422	3	bk155	126	133	<b>142</b>	401	137.17	- 140.67	= -3.50	401 - 465=-64
Jacob M. Rodriguez	567	6	94	<b>105</b>	<b>159</b>	<b>101</b>	365	103.56	- 94.50	= 9.06	365 - 282=83
Doug Samuelson	354	3	bk140	<b>115</b>	<b>138</b>	<b>155</b>	408	127.00	- 118.00	= 9.00	408 - 420=-12
Jared J. Samuelson	1292	6	bk215	193	180	168	541	203.67	- 215.33	= -11.67	541 - 645=-104
Dan Schmidt	981	6	bk209				0	163.50	- 163.50	= 0.00	
Kurt L. Schmidt	572	3	bk196				0	190.67	- 190.67	= 0.00	
Craig A. Schutt	487	3	bk160	<b>150</b>	<b>175</b>	134	459	157.67	- 162.33	= -4.67	459 - 480=-21
Jeremy D. Sklenar	623	3	bk208				0	207.67	- 207.67	= 0.00	
Keith J. Smith	1118	6	bk180	166	144	<b>203</b>	513	181.22	- 186.33	= -5.11	513 - 540=-27
Bob Stevens	860	6	bk161	121	152	166	439	144.33	- 143.33	= 1.00	439 - 483=-44
Ivan D. Stones	410	3	bk171	165	147	115	427	139.50	- 136.67	= 2.83	427 - 513=-86
Jason D. Stubbs	502	3	bk183	<b>218</b>	<b>208</b>	159	585	181.17	- 167.33	= 13.83	585 - 549=36
Ron J. Studnicka	867	6	bk162	<b>158</b>	<b>157</b>	<b>122</b>	437	144.89	- 144.50	= 0.39	437 - 486=-49
Masato M. Sugita	1225	6	bk189	<b>218</b>	<b>191</b>	186	595	202.22	- 204.17	= -1.94	595 - 567=28
Justin R. Swanek	560	3	bk209				0	186.67	- 186.67	= 0.00	
Gordon E. Thiessen	1404	6	bk226	189	<b>235</b>	196	620	224.89	- 234.00	= -9.11	620 - 678=-58
Bobby Turner Jr	1018	6	bk172	<b>159</b>	156	<b>217</b>	532	172.22	- 169.67	= 2.56	532 - 516=16
Ryan E. Walton	1237	6	bk207	212	205	<b>236</b>	653	210.00	- 206.17	= 3.83	653 - 621=32
Phillip O. White	640	6	106	a91	a91	a91	273	106.67	- 106.67	= 0.00	
Kevin L. Wise	569	3	bk187	<b>182</b>	<b>170</b>	163	515	180.67	- 189.67	= -9.00	515 - 561=-46
Eric R. Zikmund	1065	6	bk197				0	177.50	- 177.50	= 0.00	
Jarod D. Zikmund	1153	6	bk214	183	<b>222</b>	225	630	198.11	- 192.17	= 5.94	630 - 642=-12

# Classic 2025-26

## Big Apple Fun Center

\* Bowlers listed must have a minimum of 1 games.

### High Average Listing

	<u>Name</u>	<u>True Average</u>	<u>Pins</u>	<u>Gms</u>	<u>To Raise Avg +1</u>	<u>To Drop Avg -1</u>
1	Gordon E. Thiessen	224.89	2024	9	676	663
2	Scott A. Bauer	212.00	636	3	642	635
3	Ryan E. Walton	210.00	1890	9	642	629
4	Jeremy D. Sklenar	207.67	623	3	625	618
5	Jeremy J. Dalland	204.67	1228	6	617	607
6	Jared J. Samuelson	203.67	1833	9	615	602
7	Masato M. Sugita	202.22	1820	9	616	603
8	Brad M. Olson	199.67	1797	9	603	590
9	Logan J. Albright	199.33	1196	6	604	594
10	Jarod D. Zikmund	198.11	1783	9	605	592
11	Greg A. Pettit	194.33	583	3	587	580
12	Kurt L. Schmidt	190.67	572	3	574	567
13	Michael G. Marcellus	187.89	1691	9	565	552
14	Tom McLeod	187.33	562	3	566	559
15	Justin R. Swanek	186.67	560	3	562	555
16	Tom Richmond	186.67	1680	9	564	551
17	Chuck M. Brisbin	186.56	1679	9	565	552
18	Josh K. Krolikowski	185.67	1671	9	561	548
19	Javan D. Clement	185.50	1113	6	561	551
20	Jake Peden	185.00	1665	9	567	554
21	Anthony C. Eigenberg	184.44	1660	9	560	547
22	Tyler L. Mizner	183.00	1647	9	561	548
23	Shawn E. Mizner	182.00	1092	6	555	545
24	Keith J. Smith	181.22	1631	9	553	540
25	Jason D. Stubbs	181.17	1087	6	551	541
26	Kevin L. Wise	180.67	1084	6	545	535
27	Eric R. Zikmund	177.50	1065	6	537	527
28	Mike Brown	176.33	1587	9	537	524
29	Austin M. Longmore	175.89	1583	9	529	516
30	Justin M. Hodges	175.44	1579	9	533	520
31	Bobby Turner Jr	172.22	1550	9	526	513
32	Cody D. Bristow	172.11	1549	9	527	514
33	Danny Jeffryes	170.11	1531	9	521	508
34	David D. Hibberd	169.78	1528	9	512	499
35	Jeff A. Fruhling	168.67	506	3	508	501
36	Lane E. Riffey	166.78	1501	9	503	490
37	Hewitt P. Moyer	166.33	499	3	503	496
38	Johnny L. Nikkila	166.22	1496	9	508	495
39	Cruz A. Evans	165.67	497	3	499	492
40	Carter R. Hollis	165.67	497	3	499	492
41	Alex J. Peden	165.33	1488	9	504	491
42	Brandon M. Conyers	163.50	981	6	495	485
43	Dan Schmidt	163.50	981	6	495	485
44	Brooks D. Paul	161.89	1457	9	487	474
45	Quentin S. Holliday	159.44	1435	9	485	472
46	Chris R. Lytle	159.00	1431	9	489	476
47	Gary D. Hatcher	158.00	1422	9	486	473
48	Craig A. Schutt	157.67	946	6	476	466

	<u>Name</u>	<u>True Average</u>	<u>Pins</u>	<u>Gms</u>	<u>To Raise Avg +1</u>	<u>To Drop Avg -1</u>
49	Doug Giles	150.11	1351	9	461	448
50	Trevor D. Hibberd	150.00	450	3	456	449
51	Nathan Banks	149.00	447	3	453	446
52	Bill Kirkland	145.89	1313	9	439	426
53	Mike McCollough	145.50	873	6	441	431
54	Ron J. Studnicka	144.89	1304	9	436	423
55	Bob Stevens	144.33	1299	9	441	428
56	Brent E. Hollis	144.33	433	3	437	430
57	Ethan M. Mizner	143.33	430	3	434	427
58	Carter S. Krause	139.67	1257	9	423	410
59	Ivan D. Stones	139.50	837	6	423	413
60	Matthew J. Doerr	138.33	415	3	419	412
61	Trevor A. Roberts	137.17	823	6	419	409
62	Sean A. McBride	135.67	814	6	410	400
63	Andrew J. Kennedy	135.22	1217	9	415	402
64	JD Einspahr	134.33	806	6	409	399
65	Doug Samuelson	127.00	762	6	390	380
66	Leroy H. Hoss	126.44	1138	9	386	373
67	Nolan P. Parr	124.67	374	3	376	369
68	Lee M. Dobish	124.33	373	3	377	370
69	Kodie D. Kershner	106.78	961	9	323	310
70	Phillip O. White	106.67	640	6	323	313
71	Jacob M. Rodriguez	103.56	932	9	316	303

# Classic 2025-26

## Big Apple Fun Center

\* Bowlers listed must have a minimum of 1 games.

### Most Pins Over Average

Name	-----Old-----		Old					---Average Change---			Weekly Over Avg
	Pins	Games	Avg	-1-	-2-	-3-	Total	New	Old	---> +/-	Series Avg +/-
Quentin S. Holliday	830	6	bk141	<b>192</b>	<b>247</b>	<b>166</b>	605	159.44	- 138.33	= 21.11	605 - 423=182
Jacob M. Rodriguez	567	6	94	<b>105</b>	<b>159</b>	<b>101</b>	365	103.56	- 94.50	= 9.06	365 - 282=83
Brooks D. Paul	1013	6	bk123	<b>170</b>	<b>137</b>	<b>137</b>	444	161.89	- 168.83	= -6.94	444 - 369=75
Logan J. Albright	602	3	bk184	<b>222</b>	<b>193</b>	<b>179</b>	594	199.33	- 200.67	= -1.33	594 - 552=42
Jason D. Stubbs	502	3	bk183	<b>218</b>	<b>208</b>	159	585	181.17	- 167.33	= 13.83	585 - 549=36
Ryan E. Walton	1237	6	bk207	212	205	<b>236</b>	653	210.00	- 206.17	= 3.83	653 - 621=32
Jake Peden	1138	6	bk166	<b>164</b>	181	<b>182</b>	527	185.00	- 189.67	= -4.67	527 - 498=29
Masato M. Sugita	1225	6	bk189	<b>218</b>	<b>191</b>	186	595	202.22	- 204.17	= -1.94	595 - 567=28
Javan D. Clement	583	3	bk168	123	<b>170</b>	<b>237</b>	530	185.50	- 194.33	= -8.83	530 - 504=26
Kodie D. Kershner	630	6	105	<b>121</b>	<b>85</b>	125	331	106.78	- 105.00	= 1.78	331 - 315=16
Bobby Turner Jr	1018	6	bk172	<b>159</b>	156	<b>217</b>	532	172.22	- 169.67	= 2.56	532 - 516=16
Anthony C. Eigenberg	1044	6	bk200	<b>211</b>	<b>182</b>	<b>223</b>	616	184.44	- 174.00	= 10.44	616 - 600=16
Michael G. Marcellus	1097	6	bk197	191	190	213	594	187.89	- 182.83	= 5.06	594 - 591=3
Justin M. Hodges	1063	6	bk173	<b>191</b>	<b>191</b>	134	516	175.44	- 177.17	= -1.72	516 - 519=-3
Austin M. Longmore	1010	6	bk195	155	205	<b>213</b>	573	175.89	- 168.33	= 7.56	573 - 585=-12
Doug Samuelson	354	3	bk140	<b>115</b>	<b>138</b>	<b>155</b>	408	127.00	- 118.00	= 9.00	408 - 420=-12
Jarod D. Zikmund	1153	6	bk214	183	<b>222</b>	225	630	198.11	- 192.17	= 5.94	630 - 642=-12
Tom McLeod	0	0	bk192	<b>171</b>	<b>194</b>	<b>197</b>	562	187.33	- 0.00	= 187.33	562 - 576=-14
Mike McCollough	405	3	bk161	177	131	<b>160</b>	468	145.50	- 135.00	= 10.50	468 - 483=-15
Alex J. Peden	1023	6	bk160	149	<b>174</b>	<b>142</b>	465	165.33	- 170.50	= -5.17	465 - 480=-15
Danny Jeffryes	1024	6	bk175	191	162	154	507	170.11	- 170.67	= -0.56	507 - 525=-18
Craig A. Schutt	487	3	bk160	<b>150</b>	<b>175</b>	134	459	157.67	- 162.33	= -4.67	459 - 480=-21
Greg A. Pettit	0	0	bk202	<b>199</b>	195	<b>189</b>	583	194.33	- 0.00	= 194.33	583 - 606=-23
Keith J. Smith	1118	6	bk180	166	144	<b>203</b>	513	181.22	- 186.33	= -5.11	513 - 540=-27
Lane E. Riffey	996	6	bk178	122	<b>224</b>	159	505	166.78	- 166.00	= 0.78	505 - 534=-29
Ethan M. Mizner	0	0	bk153	<b>149</b>	<b>141</b>	<b>140</b>	430	143.33	- 0.00	= 143.33	430 - 459=-29
Josh K. Krolkowski	1133	6	bk191	170	172	196	538	185.67	- 188.83	= -3.17	538 - 573=-35
Mike Brown	1046	6	bk192	<b>226</b>	<b>163</b>	152	541	176.33	- 174.33	= 2.00	541 - 576=-35
Chris R. Lytle	970	6	bk166	<b>152</b>	138	171	461	159.00	- 161.67	= -2.67	461 - 498=-37
Andrew J. Kennedy	830	6	bk142	<b>135</b>	<b>109</b>	<b>143</b>	387	135.22	- 138.33	= -3.11	387 - 426=-39
Johnny L. Nikkila	1003	6	bk178	144	<b>145</b>	<b>204</b>	493	166.22	- 167.17	= -0.94	493 - 534=-41
David D. Hibberd	1007	6	bk188	<b>168</b>	<b>164</b>	189	521	169.78	- 167.83	= 1.94	521 - 564=-43
Bob Stevens	860	6	bk161	121	152	166	439	144.33	- 143.33	= 1.00	439 - 483=-44
Sean A. McBride	436	3	bk141	<b>125</b>	<b>128</b>	<b>125</b>	378	135.67	- 145.33	= -9.67	378 - 423=-45
Kevin L. Wise	569	3	bk187	<b>182</b>	<b>170</b>	163	515	180.67	- 189.67	= -9.00	515 - 561=-46
Tyler L. Mizner	1134	6	bk187	<b>195</b>	<b>178</b>	140	513	183.00	- 189.00	= -6.00	513 - 561=-48
Ron J. Studnicka	867	6	bk162	<b>158</b>	<b>157</b>	<b>122</b>	437	144.89	- 144.50	= 0.39	437 - 486=-49

Classic 2025-26

Name	-----Old-----		Old					---Average Change---			Weekly Over Avg
	Pins	Games	Avg	-1-	-2-	-3-	Total	New - Old	---> +/-	Series Avg +/-	
Brad M. Olson	1235	6	bk204	202	151	<b>209</b>	562	199.67 - 205.83	=	<b>-6.17</b>	562 - 612=-50
Cody D. Bristow	1085	6	bk173	152	<b>166</b>	146	464	172.11 - 180.83	=	<b>-8.72</b>	464 - 519=-55
Leroy H. Hoss	758	6	bk145	120	118	142	380	126.44 - 126.33	=	<b>0.11</b>	380 - 435=-55
Gordon E. Thiessen	1404	6	bk226	189	<b>235</b>	196	620	224.89 - 234.00	=	<b>-9.11</b>	620 - 678=-58
Carter S. Krause	878	6	146	<b>154</b>	<b>113</b>	112	379	139.67 - 146.33	=	<b>-6.67</b>	379 - 438=-59
Chuck M. Brisbin	1108	6	bk211	175	179	<b>217</b>	571	186.56 - 184.67	=	<b>1.89</b>	571 - 633=-62
Trevor A. Roberts	422	3	bk155	126	133	<b>142</b>	401	137.17 - 140.67	=	<b>-3.50</b>	401 - 465=-64
Gary D. Hatcher	950	6	bk179	<b>169</b>	150	153	472	158.00 - 158.33	=	<b>-0.33</b>	472 - 537=-65
Doug Giles	890	6	bk177	147	157	157	461	150.11 - 148.33	=	<b>1.78</b>	461 - 531=-70
Bill Kirkland	915	6	bk156	134	139	125	398	145.89 - 152.50	=	<b>-6.61</b>	398 - 468=-70
Nathan Banks	0	0	bk174	155	143	<b>149</b>	447	149.00 - 0.00	=	<b>149.00</b>	447 - 522=-75
Trevor D. Hibberd	0	0	bk177	130	154	<b>166</b>	450	150.00 - 0.00	=	<b>150.00</b>	450 - 531=-81
Ivan D. Stones	410	3	bk171	165	147	115	427	139.50 - 136.67	=	<b>2.83</b>	427 - 513=-86
Jared J. Samuelson	1292	6	bk215	193	180	168	541	203.67 - 215.33	=	<b>-11.67</b>	541 - 645=-104
Brandon M. Conyers	520	3	bk190	152	135	174	461	163.50 - 173.33	=	<b>-9.83</b>	461 - 570=-109
Tom Richmond	1225	6	bk199	150	161	144	455	186.67 - 204.17	=	<b>-17.50</b>	455 - 597=-142

# Classic 2025-26

## Big Apple Fun Center

This report is for scores bowled September 22 which is Week 3 of 32

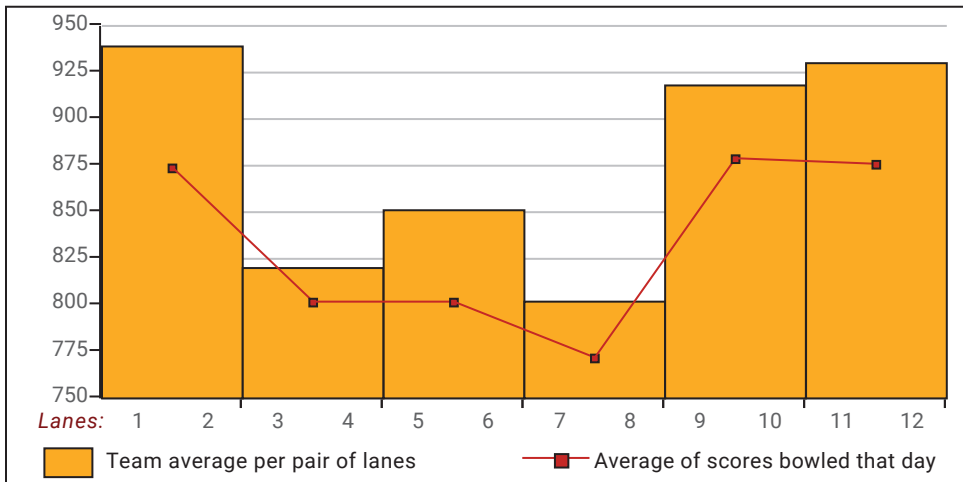
### This Week's Statistics: Lefties vs Righties

Unless designated left handed, bowlers are considered right handed.

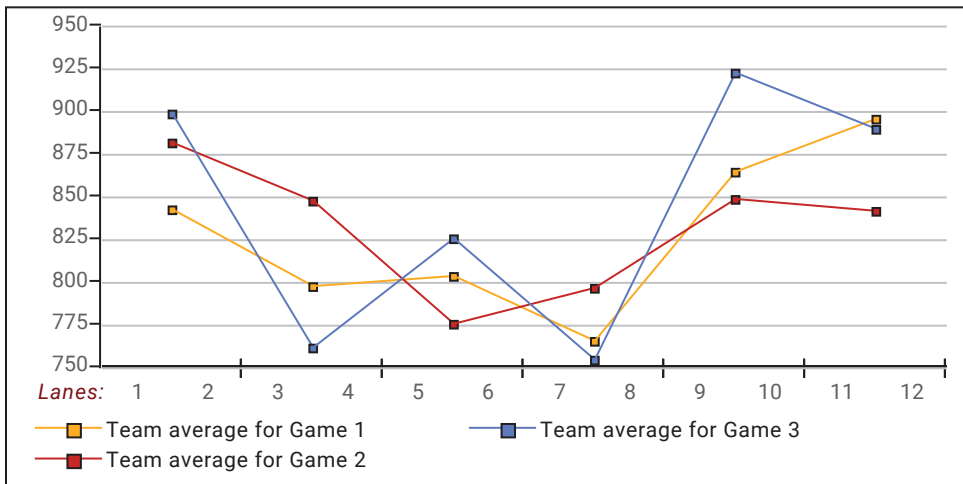
	Over All	Right	Left
How many people bowled	53	51	2
Number of games bowled	159	153	6
Actual average of week's scores	165.42	166.62	134.83
How many games above average	64	61	3
How many games below average	95	92	3
Pins above/below average per game	-3.22	-3.58	5.83
How many people raised average	21	20	1
by this amount	5.40	5.22	9.00
How many people went down	32	31	1
by this amount	-7.18	-7.29	-3.50
League average before bowling	169.01	170.56	129.33
League average after bowling	166.81	168.18	132.08
Change in league average	-2.19	-2.39	2.75
800s	--	--	--
775s	--	--	--
750s	--	--	--
725s	--	--	--
700s	--	--	--
675s	--	--	--
650s	1	1	--
625s	1	1	--
600s	3	3	--
575s	5	5	--
550s	4	4	--
525s	6	6	--
500s	7	7	--
475s	1	1	--
450s	10	10	--
425s	6	6	--
400s	2	--	2
below 400	7	7	--
300s	--	--	--
275s	--	--	--
250s	--	--	--
225s	6	6	--
200s	19	19	--
175s	32	32	--
150s	50	49	1
125s	37	33	4
100s	14	13	1
below 100	1	1	--

This report is for scores bowled September 22 which is Week 3 of 32

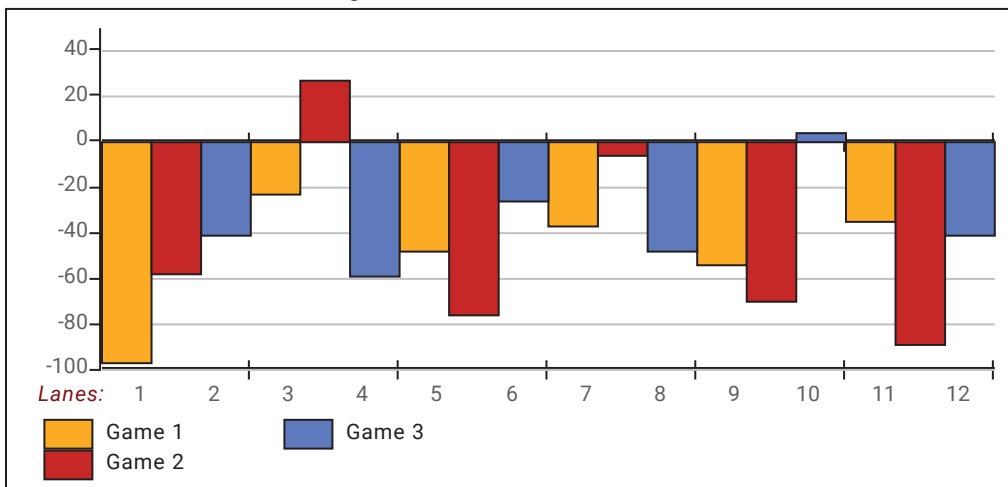
**Team Average vs Avg of Scores**



**Average of Scores for Each Game**

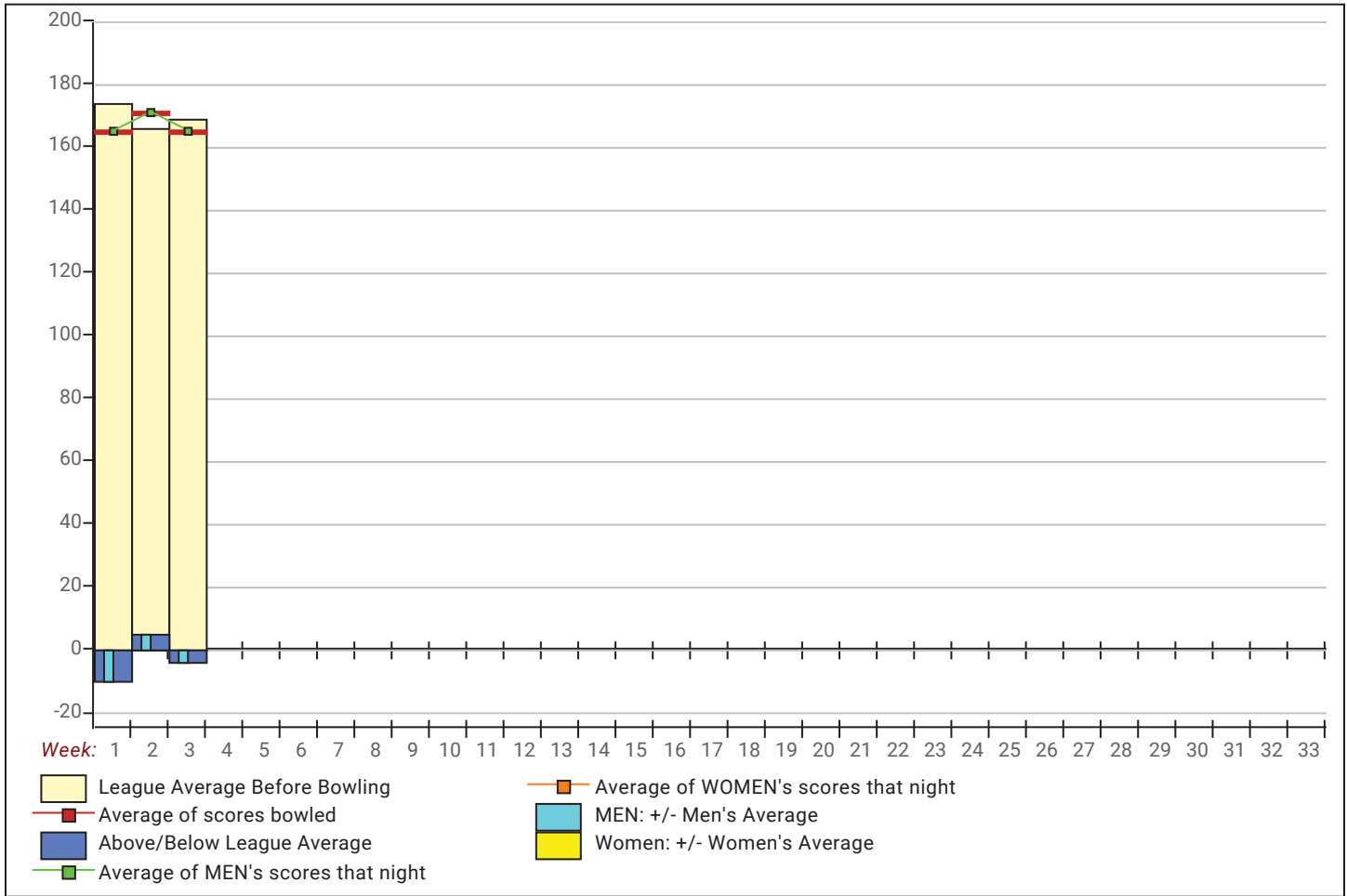


**Amount Over/Under Team Average**



This report is for scores bowled September 22 which is Week 3 of 32

**League Average Week-by-Week**



**League Average Statistics for Last Week**

	League	Right Hand	Left Hand
League Average Before Bowling	169.01	170.56	129.33
Average of scores bowled that night	165.42	166.62	134.83
New League Average After Bowling	166.81	168.18	132.08
Change in League Average	-2.19	-2.39	2.75
People Who Bowled Over Average	21	20	1
People Who Bowled Under Average	32	31	1
Average Amount of Series Over Avg	44.48	44.00	54.00
Average Amount of Series Under Avg	-45.19	-46.03	-19.00
Difference Avg, NiteAvg	-3.22	-3.58	5.83
Number of Bowlers	53	51	2
Number of Games Bowled	159	153	6
People Who Raised Their Average	21	20	1
Raised By an Average of This Amount	5.40	5.22	9.00
People Who Lowered Their Average	32	31	1
Lowered By an Average of This Amou	-7.18	-7.29	-3.50
Number of Games Bowled Over Avera	64	61	3
Number of Games Bowled Under Avera	95	92	3

**Note: Averages are based only on people who bowled.**

# Press Release -- 9/23/2025

9/22/2025 Week 3 of 32

## Classic 2025-26

Monday 6:30 pm

Big Apple Fun Center

Lanes 1 - 12

### Team Standings

Place	Team Name	Avg p/gm	Points Won	Points Lost	Year-To-Date WON	Y-T-D LOST
1	Peerless Machine	755	97½	22½	97½	22½
2	Little Mexico Restaurant	693	94	26	94	26
3	Crash Test Brisbins	966	85	35	85	35
4	Cornhusker Ag/Rising Ag	865	63	57	63	57
5	AB Service & Repair	783	62½	57½	62½	57½
6	Sorensen Group	888	57	63	57	63
7	Kennedy Arborcare	800	52	68	52	68
8	Common Cents Bookkeeping	891	43	77	43	77
9	West	848	37½	82½	37½	82½
10	Kirkland Siding	865	33½	86½	33½	86½
11	Jack Lederman Co.	807	19	101	19	101
12	Draw Team	898	76	44	76	44

\*\*\* Although not shown, standings are determined by points only for the current split

### Last Week's Top Scores

Scratch Game		Scratch Series		Handicap Game		Handicap Series	
247	Quentin Holliday	653	Ryan Walton	321	Quentin Holliday	827	Quentin Holliday
237	Javan Clement	630	Jarod Zikmund	284	Javan Clement	728	Jacob Rodriguez
236	Ryan Walton	620	Gordon Thiessen	280	Jacob Rodriguez	720	Brooks Paul
235	Gordon Thiessen	616	Anthony Eigenberg	262	Brooks Paul	687	Logan Albright
226	Mike Brown	605	Quentin Holliday	261	Lane Riffey	681	Jason Stubbs
225	Jarod Zikmund	595	Masato Sugita	260	Bobby Turner Jr	677	Ryan Walton
224	Lane Riffey	594	Michael Marcellus	253	Logan Albright	674	Jake Peden
223	Anthony Eigenberg	594	Logan Albright	250	Jason Stubbs	673	Masato Sugita
222	Logan Albright	585	Jason Stubbs	249	Mike Brown	671	Javan Clement
218	Jason Stubbs	583	Greg Pettit	244	Ryan Walton	661	Kodie Kershner
218	Masato Sugita			244	Masato Sugita	661	Bobby Turner Jr
						661	Anthony Eigenberg

### Local and Bowling Center Awards

Name	USBC ID Number	Award Average	Award Games	G1	G2	G3	Series	Award Score	Award Received
Javan D. Clement	15-149970 USBC	168	90	123	170	237	530	237	225 Game (Local Assoc. Awards)
Quentin S. Holliday	9726-4338 USBC	141	87	192	247	166	605	605	600 Series (Local Assoc. Awards)
	9726-4338 USBC	141	87	192	247	166	605	605	140 Pins Over Average (Local Assoc. Awards)
	9726-4338 USBC	141	87	192	247	166	605	247	225 Game (Local Assoc. Awards)
	9726-4338 USBC	141	87	192	247	166	605	247	75 Pins Over Average (Local Assoc. Awards)