

Classic 2025-26

Monday 6:30 pm

Big Apple Fun Center

Lanes 1 - 12

President: Doug Giles is on Lane 9 (308)627-5683
 Vice President: Austin Longmore is on Lane 4 (308)233-1251
 Secretary/Treasurer: Gary Hatcher is on Lane 7 (308)238-3914

Team Standings

Place	#	Team Name	Points Won	Points Lost	%Won	Pins + HDCP	Scratch Pins	Avg p/gm	High Game	High Sers	HDCP Game	HDCP Sers
1	9	Little Mexico Restaurant	66	14	82.5	6393	4056	676	748	2181	1115	3282
2	12	Peerless Machine	62	18	77.5	7055	4619	769	887	2408	1293	3626
3	6	Crash Test Brisbins	60	20	75.0	6255	5874	979	1040	3026	1100	3206
4	8	Sorensen Group	43	37	53.8	6163	5329	888	992	2824	1134	3250
5	7	Kennedy Arborcare	37	43	46.3	6377	4775	795	856	2508	1145	3251
6	2	Cornhusker Ag/Rising Ag	37	43	46.3	6140	5183	863	931	2688	1108	3219
7	4	AB Service & Repair	36	44	45.0	6061	4750	791	830	2384	1068	3122
8	5	West	33	47	41.3	6099	5187	864	960	2720	1093	3119
9	3	Common Cents Bookkeeping	31	49	38.8	6242	5396	899	972	2799	1113	3222
10	11	Kirkland Siding	20	60	25.0	6392	5282	880	951	2667	1136	3222
11	10	Jack Lederman Co.	10	70	12.5	5864	4850	808	855	2425	1024	2932
12	1	Draw Team	45	35		6675	5256	876	1006	2848	1293	3626

Review of Last Week's Bowling.....

Lanes	Team Name	HDCP -1-	HDCP -2-	HDCP -3-	HDCP Total	Last Wk WON	Team Name	HDCP -1-	HDCP -2-	HDCP -3-	HDCP Total	Last Wk WON
1-2	Draw Team	1158	1293	1175	3626	36	<---> Kennedy Arborcare	1145	1021	1085	3251	4
3-4	Crash Test Brisbins	1100	1097	1009	3206	34	<---> Cornhusker Ag/Rising	995	937	989	2921	6
5-6	Peerless Machine	1158	1293	1175	3626	34	<---> Common Cents Bookk	1113	1028	1081	3222	6
7-8	Little Mexico Restaur	1099	1068	1115	3282	32	<---> Kirkland Siding	1041	1031	1098	3170	8
9-10	AB Service & Repair	1031	1068	1023	3122	21	<---> West	989	1093	1037	3119	19
11-12	Jack Lederman Co.	956	952	1024	2932	4	<---> Sorensen Group	1025	1134	1091	3250	36

Lane Assignments

	1-2	3-4	5-6	7-8	9-10	11-12
Wk03 09/22	1- 10	9- 3	11- 4	5- 12	8- 2	6- 7
Wk04 09/29	1- 3	5- 8	9- 2	10- 4	11- 6	7- 12
Wk05 10/06	1- 5	9- 7	11- 8	6- 3	10- 12	2- 4

Last Week's Top Scores

Team Scratch Game		Team Scratch Series		Team Handicap Game		Team Handicap Series	
1040	Crash Test Brisbins	3026	Crash Test Brisbins	1293	Peerless Machine	3626	Peerless Machine
992	Sorensen Group	2824	Sorensen Group	1145	Kennedy Arborcare	3282	Little Mexico Resta
972	Common Cents Bookkeepi	2799	Common Cents Bookkeepi	1134	Sorensen Group	3251	Kennedy Arborcare
960	West	2720	West	1115	Little Mexico Restaurant	3250	Sorensen Group
913	Kirkland Siding	2615	Kirkland Siding	1113	Common Cents Bookkeepi	3222	Common Cents Bo
887	Peerless Machine	2495	Cornhusker Ag/Rising Ag	1100	Crash Test Brisbins	3206	Crash Test Brisbin
855	Jack Lederman Co.	2425	Jack Lederman Co.	1098	Kirkland Siding	3170	Kirkland Siding
853	Cornhusker Ag/Rising Ag	2408	Peerless Machine	1093	West	3122	AB Service & Repai
822	AB Service & Repair	2384	AB Service & Repair	1068	AB Service & Repair	3119	West
817	Kennedy Arborcare	2267	Kennedy Arborcare	1024	Jack Lederman Co.	2932	Jack Lederman Co.
748	Little Mexico Restaurant	2181	Little Mexico Restaurant	995	Cornhusker Ag/Rising Ag	2921	Cornhusker Ag/Risi
Scratch Game		Scratch Series		Handicap Game		Handicap Series	
279	Ryan Walton	734	Gordon Thiessen	325	Brooks Paul	799	Brooks Paul
268	Gordon Thiessen	683	Ryan Walton	287	Ryan Walton	754	Carter Krause
267	Tom Richmond	636	Scott Bauer	283	Tom Richmond	739	Cody Bristow
257	Scott Bauer	633	Jeremy Dalland	279	Logan Albright	735	Jake Peden
248	Logan Albright	631	Jared Samuelson	276	Jake Peden	734	Gordon Thiessen
236	Jarod Zikmund	613	Cody Bristow	274	Scott Bauer	707	Ryan Walton
233	Jeremy Dalland	608	Tom Richmond	272	Cody Bristow	695	Logan Albright
233	Brooks Paul	602	Logan Albright	268	Gordon Thiessen	687	Scott Bauer
230	Cody Bristow	600	Brad Olson	262	Carter Krause	679	Alex Peden
229	Masato Sugita	593	Masato Sugita	259	Keith Smith	678	JD Einspahr

Season High Scores

<u>Team Scratch Game</u>		<u>Team Scratch Series</u>		<u>Team Handicap Game</u>		<u>Team Handicap Series</u>	
1040	Crash Test Brisbins	3026	Crash Test Brisbins	1293	Peerless Machine	3626	Peerless Machine
992	Sorensen Group	2824	Sorensen Group	1145	Kennedy Arborcare	3282	Little Mexico Resta
972	Common Cents Bookkeepi	2799	Common Cents Bookkeepi	1136	Kirkland Siding	3251	Kennedy Arborcare
960	West	2720	West	1134	Sorensen Group	3250	Sorensen Group
951	Kirkland Siding	2688	Cornhusker Ag/Rising Ag	1115	Little Mexico Restaurant	3222	Common Cents Bo
931	Cornhusker Ag/Rising Ag	2667	Kirkland Siding	1113	Common Cents Bookkeepi	3222	Kirkland Siding
887	Peerless Machine	2508	Kennedy Arborcare	1108	Cornhusker Ag/Rising Ag	3219	Cornhusker Ag/Risi
856	Kennedy Arborcare	2425	Jack Lederman Co.	1100	Crash Test Brisbins	3206	Crash Test Brisbin
855	Jack Lederman Co.	2408	Peerless Machine	1093	West	3122	AB Service & Repai
830	AB Service & Repair	2384	AB Service & Repair	1068	AB Service & Repair	3119	West
748	Little Mexico Restaurant	2181	Little Mexico Restaurant	1024	Jack Lederman Co.	2932	Jack Lederman Co.
<u>Scratch Game</u>		<u>Scratch Series</u>		<u>Handicap Game</u>		<u>Handicap Series</u>	
279	Ryan Walton	734	Gordon Thiessen	325	Brooks Paul	799	Brooks Paul
268	Gordon Thiessen	683	Ryan Walton	287	Ryan Walton	754	Carter Krause
267	Tom Richmond	661	Jared Samuelson	283	Tom Richmond	739	Cody Bristow
257	Scott Bauer	636	Scott Bauer	279	Logan Albright	735	Jake Peden
248	Logan Albright	635	Brad Olson	276	Jake Peden	734	Gordon Thiessen
246	Brad Olson	633	Jeremy Dalland	274	Scott Bauer	724	Javan Clement
239	Jared Samuelson	632	Masato Sugita	272	Cody Bristow	710	Masato Sugita
236	Jarod Zikmund	623	Jeremy Sklenar	268	Gordon Thiessen	709	Danny Jeffryes
236	Jeremy Sklenar	617	Tom Richmond	262	Carter Krause	707	Ryan Walton
233	Jeremy Dalland	613	Cody Bristow	259	Keith Smith	695	Logan Albright
233	Brooks Paul						

Team Rosters

1 - Draw Team

<u>Name</u>	<u>Avg</u>	<u>HDCP</u>	<u>Pins</u>	<u>Gms</u>	<u>Points Won</u>	<u>High Game</u>	<u>High Sers</u>	<u>HDCP Game</u>	<u>HDCP Sers</u>	<u>0's</u>	<u>200's</u>	<u>250's</u>	<u>0's</u>	<u>600's</u>	<u>700's</u>
				6	1.0	154	440	208	602	6	--	--	2	--	--
				6	5.0	183	510	220	621	6	--	--	2	--	--
				3	1.0	151	410	195	542	3	--	--	1	--	--
				6	1.0	181	476	217	584	6	--	--	2	--	--
				6	7.0	268	734	268	734	2	1	3	--	1	1
				3	3.0	215	560	221	578	2	1	--	1	--	--

2 - Cornhusker Ag/Rising Ag

<u>Name</u>	<u>Avg</u>	<u>HDCP</u>	<u>Pins</u>	<u>Gms</u>	<u>Points Won</u>	<u>High Game</u>	<u>High Sers</u>	<u>HDCP Game</u>	<u>HDCP Sers</u>	<u>0's</u>	<u>200's</u>	<u>250's</u>	<u>0's</u>	<u>600's</u>	<u>700's</u>
Doug Samuelson	bk140	75	354	3		129	354	204	579	3	--	--	1	--	--
Jared J. Samuelson	bk215	0	1292	6	3.0	239	661	239	661	2	4	--	--	2	--
Danny Jeffryes	bk175	40	1024	6	5.0	204	589	244	709	5	1	--	2	--	--
Carter R. Hollis	bk211	4	497	3	1.0	180	497	184	509	3	--	--	1	--	--
Brent E. Hollis	bk155	60	433	3	1.0	162	433	222	613	3	--	--	1	--	--
Hewitt P. Moyer	bk177	38	499	3	3.0	193	499	231	613	3	--	--	1	--	--
Javan D. Clement	bk168	47	583	3	4.0	203	583	250	724	2	1	--	1	--	--

3 - Common Cents Bookkeeping

<u>Name</u>	<u>Avg</u>	<u>HDCP</u>	<u>Pins</u>	<u>Gms</u>	<u>Points Won</u>	<u>High Game</u>	<u>High Sers</u>	<u>HDCP Game</u>	<u>HDCP Sers</u>	<u>0's</u>	<u>200's</u>	<u>250's</u>	<u>0's</u>	<u>600's</u>	<u>700's</u>
Justin M. Hodges	bk173	42	1063	6	4.0	207	542	249	668	5	1	--	2	--	--
Shawn E. Mizner	bk182	33	1092	6	2.0	202	558	235	657	4	2	--	2	--	--
Tyler L. Mizner	bk187	28	1134	6	5.0	223	590	251	674	4	2	--	2	--	--
Michael G. Marcellus	bk197	18	1097	6	1.0	198	575	216	629	6	--	--	2	--	--
Austin M. Longmore	bk195	20	1010	6	4.0	182	534	202	594	6	--	--	2	--	--

4 - AB Service & Repair

<u>Name</u>	<u>Avg</u>	<u>HDCP</u>	<u>Pins</u>	<u>Gms</u>	<u>Points Won</u>	<u>High Game</u>	<u>High Sers</u>	<u>HDCP Game</u>	<u>HDCP Sers</u>	<u>0's</u>	<u>200's</u>	<u>250's</u>	<u>0's</u>	<u>600's</u>	<u>700's</u>
Mike Brown	bk192	23	1046	6	2.0	202	541	225	610	5	1	--	2	--	--
Kodie D. Kershner	105	110	630	6	3.0	144	342	245	645	6	--	--	2	--	--
Cody D. Bristow	bk173	42	1085	6	6.0	230	613	272	739	5	1	--	1	1	--
Kurt L. Schmidt	bk196	19	572	3	4.0	198	572	217	629	3	--	--	1	--	--
Dan Schmidt	bk209	6	981	6	2.0	200	542	206	560	5	1	--	2	--	--
Sean A. McBride	bk141	74	436	3	4.0	147	436	221	658	3					

5 - West

Name	Avg	HDCP	Pins	Gms	Points Won	High Game	High Sers	HDCP Game	HDCP Sers	0's	200's	250's	0's	600's	700's
Bob Stevens	bk161	54	860	6	1.0	154	440	208	602	6	--	--	2	--	--
Johnny L. Nikkila	bk178	37	1003	6	5.0	183	510	220	621	6	--	--	2	--	--
Ivan D. Stones	bk171	44	410	3	1.0	151	410	195	542	3	--	--	1	--	--
Gary D. Hatcher	bk179	36	950	6	1.0	181	476	217	584	6	--	--	2	--	--
Gordon E. Thiessen	bk226	0	1404	6	7.0	268	734	268	734	2	1	3	--	1	1
Justin R. Swanek	bk209	6	560	3	3.0	215	560	221	578	2	1	--	1	--	--

6 - Crash Test Brisbins

Name	Avg	HDCP	Pins	Gms	Points Won	High Game	High Sers	HDCP Game	HDCP Sers	0's	200's	250's	0's	600's	700's
Tom Richmond	bk199	16	1225	6	6.0	267	617	283	665	4	1	1	--	2	--
Jason D. Stubbs	bk183	32	502	3	2.0	178	502	210	598	3	--	--	1	--	--
Chuck M. Brisbin	bk211	4	1108	6	6.0	212	556	216	568	4	2	--	2	--	--
Jeremy D. Sklenar	bk208	7	623	3	3.0	236	623	243	644	1	2	--	--	1	--
Ryan E. Walton	bk207	8	1237	6	4.0	279	683	287	707	2	3	1	1	1	--
Scott A. Bauer	bk198	17	636	3	3.0	257	636	274	687	1	1	1	--	1	--

7 - Kennedy Arborcare

Name	Avg	HDCP	Pins	Gms	Points Won	High Game	High Sers	HDCP Game	HDCP Sers	0's	200's	250's	0's	600's	700's
Andrew J. Kennedy	bk142	73	830	6	4.0	170	448	243	667	6	--	--	2	--	--
Mike McCollough	bk161	54	405	3	2.0	166	405	220	567	3	--	--	1	--	--
Brandon M. Conyers	bk190	25	520	3	2.0	196	520	221	595	3	--	--	1	--	--
Kevin L. Wise	bk187	28	569	3	3.0	194	569	222	653	3	--	--	1	--	--
Masato M. Sugita	bk189	26	1225	6	5.0	229	632	255	710	2	4	--	1	1	--
Matthew J. Doerr	bk131	84	415	3		170	415	254	667	3	--	--	1	--	--
Lee M. Dobish	124	91	373	3	1.0	153	373	244	646	3	--	--	1	--	--

8 - Sorensen Group

Name	Avg	HDCP	Pins	Gms	Points Won	High Game	High Sers	HDCP Game	HDCP Sers	0's	200's	250's	0's	600's	700's
Doug Giles	bk177	38	890	6	4.0	182	481	220	595	6	--	--	2	--	--
Chris R. Lytle	bk166	49	970	6	6.0	203	522	252	669	5	1	--	2	--	--
Jeff A. Fruhling	bk190	25	506	3	2.0	177	506	202	581	3	--	--	1	--	--
Josh K. Krolikowski	bk191	24	1133	6	5.0	211	586	235	658	4	2	--	2	--	--
Jeremy J. Dalland	bk220	0	1228	6	3.0	233	633	233	633	2	4	--	1	1	--
Logan J. Albright	bk184	31	602	3	3.0	248	602	279	695	2	1	--	--	1	--

9 - Little Mexico Restaurant

Name	Avg	HDCP	Pins	Gms	Points Won	High Game	High Sers	HDCP Game	HDCP Sers	0's	200's	250's	0's	600's	700's
JD Einspahr	bk131	84	806	6	6.0	156	426	240	678	6	--	--	2	--	--
Nolan P. Parr	bk128	87	374	3	4.0	132	374	219	635	3	--	--	1	--	--
Trevor A. Roberts	bk155	60	422	3	1.5	183	422	243	602	3	--	--	1	--	--
Craig A. Schutt	bk160	55	487	3	3.0	172	487	227	652	3	--	--	1	--	--
Quentin S. Holliday	bk141	74	830	6	4.5	176	455	250	677	6	--	--	2	--	--
Phillip O. White	106	109	640	6	6.0	124	324	231	645	6	--	--	2	--	--

10 - Jack Lederman Co.

Name	Avg	HDCP	Pins	Gms	Points Won	High Game	High Sers	HDCP Game	HDCP Sers	0's	200's	250's	0's	600's	700's
Ron J. Studnicka	bk162	53	867	6	2.0	170	434	223	593	6	--	--	2	--	--
Trevor D. Hibberd	bk177	38	0	0		0	0			--	--	--	--	--	--
Leroy H. Hoss	bk145	70	758	6	2.5	166	418	236	628	6	--	--	2	--	--
David D. Hibberd	bk188	27	1007	6	2.5	194	521	221	602	6	--	--	2	--	--
Jarod D. Zikmund	bk214	1	1153	6	2.0	236	607	237	610	3	3	--	1	1	--
Eric R. Zikmund	bk197	18	1065	6	1.0	206	542	224	596	5	1	--	2	--	--

11 - Kirkland Siding

<u>Name</u>	<u>Avg</u>	<u>HDCP</u>	<u>Pins</u>	<u>Gms</u>	<u>Points Won</u>	<u>High Game</u>	<u>High Sers</u>	<u>HDCP Game</u>	<u>HDCP Sers</u>	<u>0's</u>	<u>200's</u>	<u>250's</u>	<u>0's</u>	<u>600's</u>	<u>700's</u>
Bill Kirkland	bk156	59	915	6	2.0	174	478	233	655	6	--	--	2	--	--
Keith J. Smith	bk180	35	1118	6	5.0	224	582	259	687	3	3	--	2	--	--
Bobby Turner Jr	bk172	43	1018	6	3.0	208	514	251	643	5	1	--	2	--	--
Lane E. Riffey	bk178	37	996	6	3.0	212	538	249	649	5	1	--	2	--	--
Brad M. Olson	bk204	11	1235	6	2.0	246	635	257	668	2	4	--	--	2	--

12 - Peerless Machine

<u>Name</u>	<u>Avg</u>	<u>HDCP</u>	<u>Pins</u>	<u>Gms</u>	<u>Points Won</u>	<u>High Game</u>	<u>High Sers</u>	<u>HDCP Game</u>	<u>HDCP Sers</u>	<u>0's</u>	<u>200's</u>	<u>250's</u>	<u>0's</u>	<u>600's</u>	<u>700's</u>
Brooks D. Paul	bk123	92	1013	6	6.0	233	523	325	799	5	1	--	2	--	--
Carter S. Krause	146	69	878	6	5.0	175	493	262	754	6	--	--	2	--	--
John W. Paul	bk119	96	0	0		0	0			--	--	--	--	--	--
Alex J. Peden	bk160	55	1023	6	7.0	190	514	245	679	6	--	--	2	--	--
Jake Peden	bk166	49	1138	6	6.0	227	588	276	735	4	2	--	2	--	--
Jacob M. Rodriguez	94	121	567	6	3.0	117	290	240	659	6	--	--	2	--	--

Temporary Substitutes

<u>Name</u>	<u>Avg</u>	<u>HDCP</u>	<u>Pins</u>	<u>Gms</u>	<u>Points Won</u>	<u>High Game</u>	<u>High Sers</u>	<u>HDCP Game</u>	<u>HDCP Sers</u>	<u>0's</u>	<u>200's</u>	<u>250's</u>	<u>0's</u>	<u>600's</u>	<u>700's</u>
Anthony C. Eigenberg	bk200	15	1044	6	1.0	205	543	220	588	5	1	--	2	--	--
Cruz A. Evans	bk168	47	497	3	1.0	179	497	226	638	3	--	--	1	--	--

High Individual Match Points

7 Alex Peden	7 Gordon Thiessen	6 JD Einspahr	6 Phillip White
6 Chris Lytle	6 Jake Peden	6 Tom Richmond	6 Chuck Brisbin
6 Brooks Paul	6 Cody Bristow	5 Tyler Mizner	5 Johnny Nikkila
5 Josh Krolikowski	5 Carter Krause	5 Masato Sugita	5 Danny Jeffries

Classic 2025-26

Big Apple Fun Center Reprint of Scores -- Week 2

Lane 1 1 - Draw Team -(Peerless Machine)

Name	Old Avg	Old HDCP	-1-	-2-	-3-	Total	HDCP Total
			173	233	117	523	799
			156	175	162	493	754
			100	117	73	290	659
			178	146	190	514	679
			145	216	227	588	735
			====	====	====	====	====
Scratch Total			752	887	769	2408	2408
Handicap			406	406	406		1218
Total			1158	1293	1175	2408	3626
Team Points Won			5.0	5.0	5.0	20.0	20.0
Match Points Won			2.0	5.0	4.0	16.0	16.0
Total Points Won			7.0	10.0	9.0	36.0	36.0

Lane 2 7 - Kennedy Arborcare Week 2 9/15/2025

Name	Old Avg	Old HDCP	-1-	-2-	-3-	Total	HDCP Total
Matthew J. Doerr	bk131	84	134	170	111	415	667
Lee M. Dobish	124	91	153	107	113	373	646
Mike McCollough	bk161	54	a146	a146	a146	438	600
Andrew J. Kennedy	bk142	73	170	120	158	448	667
Masato M. Sugita	bk189	26	214	150	229	593	671
			====	====	====	====	====
Scratch Total			817	693	757	2267	2267
Handicap			328	328	328		984
Total			1145	1021	1085	2267	3251
Team Points Won			0.0	0.0	0.0	0.0	0.0
Match Points Won			3.0	0.0	1.0	4.0	4.0
Total Points Won			3.0	0.0	1.0	4.0	4.0

Lane 3 6 - Crash Test Brisbins Week 2 9/15/2025

Name	Old Avg	Old HDCP	-1-	-2-	-3-	Total	HDCP Total
Tom Richmond	bk199	16	164	267	177	608	656
Chuck M. Brisbin	bk211	4	212	183	161	556	568
Anthony C. Eigenberg	bk200	15	205	159	179	543	588
Scott A. Bauer	bk198	17	257	226	153	636	687
Ryan E. Walton	bk207	8	202	202	279	683	707
			====	====	====	====	====
Scratch Total			1040	1037	949	3026	3026
Handicap			60	60	60		180
Total			1100	1097	1009	3026	3206
Team Points Won			5.0	5.0	5.0	20.0	20.0
Match Points Won			3.0	4.0	3.0	14.0	14.0
Total Points Won			8.0	9.0	8.0	34.0	34.0

Lane 4 2 - Cornhusker Ag/Rising Ag Week 2 9/15/2025

Name	Old Avg	Old HDCP	-1-	-2-	-3-	Total	HDCP Total
Brent E. Hollis	bk155	60	162	139	132	433	613
Danny Jeffryes	bk175	40	120	146	169	435	555
Hewitt P. Moyer	bk177	38	193	156	150	499	613
Carter R. Hollis	bk211	4	180	147	170	497	509
Jared J. Samuelson	bk215	0	198	207	226	631	631
			====	====	====	====	====
Scratch Total			853	795	847	2495	2495
Handicap			142	142	142		426
Total			995	937	989	2495	2921
Team Points Won			0.0	0.0	0.0	0.0	0.0
Match Points Won			2.0	1.0	2.0	6.0	6.0
Total Points Won			2.0	1.0	2.0	6.0	6.0

Lane 5 12 - Peerless Machine Week 2 9/15/2025

Name	Old Avg	Old HDCP	-1-	-2-	-3-	Total	HDCP Total
Brooks D. Paul	bk123	92	173	233	117	523	799
Carter S. Krause	128	87	156	175	162	493	754
Jacob M. Rodriguez	92	123	100	117	73	290	659
Alex J. Peden	bk160	55	178	146	190	514	679
Jake Peden	bk166	49	145	216	227	588	735
			====	====	====	====	====
Scratch Total			752	887	769	2408	2408
Handicap			406	406	406		1218
Total			1158	1293	1175	2408	3626
Team Points Won			5.0	5.0	5.0	20.0	20.0
Match Points Won			3.0	4.0	3.0	14.0	14.0
Total Points Won			8.0	9.0	8.0	34.0	34.0

Lane 6 3 - Common Cents Bookkeeping Week 2 9/15/2025

Name	Old Avg	Old HDCP	-1-	-2-	-3-	Total	HDCP Total
Justin M. Hodges	bk173	42	175	176	191	542	668
Shawn E. Mizner	bk182	33	202	156	200	558	657
Tyler L. Mizner	bk187	28	223	198	169	590	674
Michael G. Marcellus	bk197	18	191	186	198	575	629
Austin M. Longmore	bk195	20	181	171	182	534	594
			====	====	====	====	====
Scratch Total			972	887	940	2799	2799
Handicap			141	141	141		423
Total			1113	1028	1081	2799	3222
Team Points Won			0.0	0.0	0.0	0.0	0.0
Match Points Won			2.0	1.0	2.0	6.0	6.0
Total Points Won			2.0	1.0	2.0	6.0	6.0

Lane 7 9 - Little Mexico Restaurant Week 2 9/15/2025

Name	Old Avg	Old HDCP	-1-	-2-	-3-	Total	HDCP Total
Phillip O. White	108	107	121	113	82	316	637
Quentin S. Holliday	bk141	74	164	115	176	455	677
JD Einspahr	bk131	84	131	139	156	426	678
Cruz A. Evans	bk168	47	144	179	174	497	638
Craig A. Schutt	bk160	55	172	155	160	487	652
			====	====	====	====	====
Scratch Total			732	701	748	2181	2181
Handicap			367	367	367		1101
Total			1099	1068	1115	2181	3282
Team Points Won			5.0	5.0	5.0	20.0	20.0
Match Points Won			3.0	3.0	2.0	12.0	12.0
Total Points Won			8.0	8.0	7.0	32.0	32.0

Lane 8 11 - Kirkland Siding Week 2 9/15/2025

Name	Old Avg	Old HDCP	-1-	-2-	-3-	Total	HDCP Total
Bill Kirkland	bk156	59	136	127	174	437	614
Keith J. Smith	bk180	35	140	172	224	536	641
Bobby Turner Jr	bk172	43	208	158	138	504	633
Lane E. Riffey	bk178	37	172	212	154	538	649
Brad M. Olson	bk204	11	200	177	223	600	633
			====	====	====	====	====
Scratch Total			856	846	913	2615	2615
Handicap			185	185	185		555
Total			1041	1031	1098	2615	3170
Team Points Won			0.0	0.0	0.0	0.0	0.0
Match Points Won			2.0	2.0	3.0	8.0	8.0
Total Points Won			2.0	2.0	3.0	8.0	8.0

Lane 9 4 - AB Service & Repair Week 2 9/15/2025

Name	Old Avg	Old HDCP	-1-	-2-	-3-	Total	HDCP Total
Sean A. McBride	bk141	74	147	143	146	436	658
Kodie D. Kershner	114	101	99	96	93	288	591
Cody D. Bristow	bk173	42	194	230	189	613	739
Mike Brown	bk192	23	145	186	174	505	574
Dan Schmidt	bk209	6	200	167	175	542	560
			====	====	====	====	====
Scratch Total			785	822	777	2384	2384
Handicap			246	246	246		738
Total			1031	1068	1023	2384	3122
Team Points Won			5.0	0.0	0.0	10.0	10.0
Match Points Won			3.0	3.0	3.0	11.0	11.0
Total Points Won			8.0	3.0	3.0	21.0	21.0

Lane 10 5 - West Week 2 9/15/2025

Name	Old Avg	Old HDCP	-1-	-2-	-3-	Total	HDCP Total
Bob Stevens	bk161	54	153	153	134	440	602
Johnny L. Nikkila	bk178	37	183	155	172	510	621
Gary D. Hatcher	bk179	36	150	170	156	476	584
Justin R. Swanek	bk209	6	171	215	174	560	578
Gordon E. Thiessen	bk226	0	199	267	268	734	734
			====	====	====	====	====
Scratch Total			856	960	904	2720	2720
Handicap			133	133	133		399
Total			989	1093	1037	2720	3119
Team Points Won			0.0	5.0	5.0	10.0	10.0
Match Points Won			2.0	2.0	2.0	9.0	9.0
Total Points Won			2.0	7.0	7.0	19.0	19.0

Lane 11 10 - Jack Lederman Co. Week 2 9/15/2025

Name	Old Avg	Old HDCP	-1-	-2-	-3-	Total	HDCP Total
Ron J. Studnicka	bk162	53	152	137	144	433	592
Eric R. Zikmund	bk197	18	192	206	144	542	596
Leroy H. Hoss	bk145	70	136	116	166	418	628
David D. Hibberd	bk188	27	141	180	165	486	567
Jarod D. Zikmund	bk214	1	166	144	236	546	549
			====	====	====	====	====
Scratch Total			787	783	855	2425	2425
Handicap			169	169	169		507
Total			956	952	1024	2425	2932
Team Points Won			0.0	0.0	0.0	0.0	0.0
Match Points Won			2.0	0.0	2.0	4.0	4.0
Total Points Won			2.0	0.0	2.0	4.0	4.0

Lane 12 8 - Sorensen Group Week 2 9/15/2025

Name	Old Avg	Old HDCP	-1-	-2-	-3-	Total	HDCP Total
Doug Giles	bk177	38	143	156	182	481	595
Chris R. Lytle	bk166	49	130	189	203	522	669
Logan J. Albright	bk184	31	182	248	172	602	695
Josh K. Krolikowski	bk191	24	195	201	190	586	658
Jeremy J. Dalland	bk220	0	233	198	202	633	633
			====	====	====	====	====
Scratch Total			883	992	949	2824	2824
Handicap			142	142	142		426
Total			1025	1134	1091	2824	3250
Team Points Won			5.0	5.0	5.0	20.0	20.0
Match Points Won			3.0	5.0	3.0	16.0	16.0
Total Points Won			8.0	10.0	8.0	36.0	36.0

Classic 2025-26

Big Apple Fun Center

Note: This report includes information through September 15 which is Week 2 of 32

Match Points Won (This Week) -- Week 2

Lane 1 1 - Draw Team-(Peerless Machine) Week 2 9/15/2025							
Name	Last Wk Won	Last Wk Lost	HDCP -1-	HDCP -2-	HDCP -3-	HDCP Total	
			265	325	209	799	
			243	262	249	754	
			223	240	196	659	
			233	201	245	679	
			194	265	276	735	
=====							
Scratch Total			752	887	769	2408	
Handicap			406	406	406	1218	
Total			1158	1293	1175	3626	
Team Points Won			5.0	5.0	5.0	20.0	
Match Points Won			2.0	5.0	4.0	16.0	
Total Points Won			7.0	10.0	9.0	36.0	

Lane 3 6 - Crash Test Brisbins Week 2 9/15/2025							
Name	Last Wk Won	Last Wk Lost	HDCP -1-	HDCP -2-	HDCP -3-	HDCP Total	
Tom Richmond	3.0	1.0	180	283	193	656	
Chuck M. Brisbin	3.0	1.0	216	187	165	568	
Anthony C. Eigenberg	1.0	3.0	220	174	194	588	
Scott A. Bauer	3.0	1.0	274	243	170	687	
Ryan E. Walton	4.0		210	210	287	707	
=====							
Scratch Total			1040	1037	949	3026	
Handicap			60	60	60	180	
Total			1100	1097	1009	3206	
Team Points Won			5.0	5.0	5.0	20.0	
Match Points Won			3.0	4.0	3.0	14.0	
Total Points Won			8.0	9.0	8.0	34.0	

Lane 5 12 - Peerless Machine Week 2 9/15/2025							
Name	Last Wk Won	Last Wk Lost	HDCP -1-	HDCP -2-	HDCP -3-	HDCP Total	
Brooks D. Paul	3.0	1.0	265	325	209	799	
Carter S. Krause	4.0		243	262	249	754	
Jacob M. Rodriguez	1.0	3.0	223	240	196	659	
Alex J. Peden	3.0	1.0	233	201	245	679	
Jake Peden	3.0	1.0	194	265	276	735	
=====							
Scratch Total			752	887	769	2408	
Handicap			406	406	406	1218	
Total			1158	1293	1175	3626	
Team Points Won			5.0	5.0	5.0	20.0	
Match Points Won			3.0	4.0	3.0	14.0	
Total Points Won			8.0	9.0	8.0	34.0	

Lane 2 7 - Kennedy Arborcare Week 2 9/15/2025							
Name	Last Wk Won	Last Wk Lost	HDCP -1-	HDCP -2-	HDCP -3-	HDCP Total	
Matthew J. Doerr		4.0	218	254	195	667	
Lee M. Dobish	1.0	3.0	244	198	204	646	
Mike McCollough	1.0	3.0	a200	a200	a200	600	
Andrew J. Kennedy	1.0	3.0	243	193	231	667	
Masato M. Sugita	1.0	3.0	240	176	255	671	
=====							
Scratch Total			817	693	757	2267	
Handicap			328	328	328	984	
Total			1145	1021	1085	3251	
Team Points Won			0.0	0.0	0.0	0.0	
Match Points Won			3.0	0.0	1.0	4.0	
Total Points Won			3.0	0.0	1.0	4.0	

Lane 4 2 - Cornhusker Ag/Rising Ag Week 2 9/15/2025							
Name	Last Wk Won	Last Wk Lost	HDCP -1-	HDCP -2-	HDCP -3-	HDCP Total	
Brent E. Hollis	1.0	3.0	222	199	192	613	
Danny Jeffryes	1.0	3.0	160	186	209	555	
Hewitt P. Moyer	3.0	1.0	231	194	188	613	
Carter R. Hollis	1.0	3.0	184	151	174	509	
Jared J. Samuelson		4.0	198	207	226	631	
=====							
Scratch Total			853	795	847	2495	
Handicap			142	142	142	426	
Total			995	937	989	2921	
Team Points Won			0.0	0.0	0.0	0.0	
Match Points Won			2.0	1.0	2.0	6.0	
Total Points Won			2.0	1.0	2.0	6.0	

Lane 6 3 - Common Cents Bookkeeping Week 2 9/15/2025							
Name	Last Wk Won	Last Wk Lost	HDCP -1-	HDCP -2-	HDCP -3-	HDCP Total	
Justin M. Hodges	1.0	3.0	217	218	233	668	
Shawn E. Mizner		4.0	235	189	233	657	
Tyler L. Mizner	3.0	1.0	251	226	197	674	
Michael G. Marcellus	1.0	3.0	209	204	216	629	
Austin M. Longmore	1.0	3.0	201	191	202	594	
=====							
Scratch Total			972	887	940	2799	
Handicap			141	141	141	423	
Total			1113	1028	1081	3222	
Team Points Won			0.0	0.0	0.0	0.0	
Match Points Won			2.0	1.0	2.0	6.0	
Total Points Won			2.0	1.0	2.0	6.0	

Note: This report includes information through September 15 which is Week 2 of 32

Lane 7 9 - Little Mexico Restaurant Week 2 9/15/2025

Name	Last Wk Won	Last Wk Lost	HDCP -1-	HDCP -2-	HDCP -3-	HDCP Total
Phillip O. White	3.0	1.0	228	220	189	637
Quentin S. Holliday	2.0	2.0	238	189	250	677
JD Einspahr	3.0	1.0	215	223	240	678
Cruz A. Evans	1.0	3.0	191	226	221	638
Craig A. Schutt	3.0	1.0	227	210	215	652
=====						
Scratch Total			732	701	748	2181
Handicap			367	367	367	1101
Total			1099	1068	1115	3282
Team Points Won			5.0	5.0	5.0	20.0
Match Points Won			3.0	3.0	2.0	12.0
Total Points Won			8.0	8.0	7.0	32.0

Lane 9 4 - AB Service & Repair Week 2 9/15/2025

Name	Last Wk Won	Last Wk Lost	HDCP -1-	HDCP -2-	HDCP -3-	HDCP Total
Sean A. McBride	4.0		221	217	220	658
Kodie D. Kershner	1.0	3.0	200	197	194	591
Cody D. Bristow	4.0		236	272	231	739
Mike Brown	1.0	3.0	168	209	197	574
Dan Schmidt	1.0	3.0	206	173	181	560
=====						
Scratch Total			785	822	777	2384
Handicap			246	246	246	738
Total			1031	1068	1023	3122
Team Points Won			5.0	0.0	0.0	10.0
Match Points Won			3.0	3.0	3.0	11.0
Total Points Won			8.0	3.0	3.0	21.0

Lane 11 10 - Jack Lederman Co. Week 2 9/15/2025

Name	Last Wk Won	Last Wk Lost	HDCP -1-	HDCP -2-	HDCP -3-	HDCP Total
Ron J. Studnicka	1.0	3.0	205	190	197	592
Eric R. Zikmund	1.0	3.0	210	224	162	596
Leroy H. Hoss	1.0	3.0	206	186	236	628
David D. Hibberd		4.0	168	207	192	567
Jarod D. Zikmund	1.0	3.0	167	145	237	549
=====						
Scratch Total			787	783	855	2425
Handicap			169	169	169	507
Total			956	952	1024	2932
Team Points Won			0.0	0.0	0.0	0.0
Match Points Won			2.0	0.0	2.0	4.0
Total Points Won			2.0	0.0	2.0	4.0

Lane 8 11 - Kirkland Siding Week 2 9/15/2025

Name	Last Wk Won	Last Wk Lost	HDCP -1-	HDCP -2-	HDCP -3-	HDCP Total
Bill Kirkland	1.0	3.0	195	186	233	614
Keith J. Smith	2.0	2.0	175	207	259	641
Bobby Turner Jr	1.0	3.0	251	201	181	633
Lane E. Riffey	3.0	1.0	209	249	191	649
Brad M. Olson	1.0	3.0	211	188	234	633
=====						
Scratch Total			856	846	913	2615
Handicap			185	185	185	555
Total			1041	1031	1098	3170
Team Points Won			0.0	0.0	0.0	0.0
Match Points Won			2.0	2.0	3.0	8.0
Total Points Won			2.0	2.0	3.0	8.0

Lane 10 5 - West Week 2 9/15/2025

Name	Last Wk Won	Last Wk Lost	HDCP -1-	HDCP -2-	HDCP -3-	HDCP Total
Bob Stevens		4.0	207	207	188	602
Johnny L. Nikkila	3.0	1.0	220	192	209	621
Gary D. Hatcher		4.0	186	206	192	584
Justin R. Swanek	3.0	1.0	177	221	180	578
Gordon E. Thiessen	3.0	1.0	199	267	268	734
=====						
Scratch Total			856	960	904	2720
Handicap			133	133	133	399
Total			989	1093	1037	3119
Team Points Won			0.0	5.0	5.0	10.0
Match Points Won			2.0	2.0	2.0	9.0
Total Points Won			2.0	7.0	7.0	19.0

Lane 12 8 - Sorensen Group Week 2 9/15/2025

Name	Last Wk Won	Last Wk Lost	HDCP -1-	HDCP -2-	HDCP -3-	HDCP Total
Doug Giles	3.0	1.0	181	194	220	595
Chris R. Lytle	3.0	1.0	179	238	252	669
Logan J. Albright	3.0	1.0	213	279	203	695
Josh K. Krolikowski	4.0		219	225	214	658
Jeremy J. Dalland	3.0	1.0	233	198	202	633
=====						
Scratch Total			883	992	949	2824
Handicap			142	142	142	426
Total			1025	1134	1091	3250
Team Points Won			5.0	5.0	5.0	20.0
Match Points Won			3.0	5.0	3.0	16.0
Total Points Won			8.0	10.0	8.0	36.0

Classic 2025-26

Big Apple Fun Center

* Bowlers listed must have a minimum of 1 games.

Match Points Won (Total for Year)

Name	Points		%Won	Avg	Gms	Name	Points		%Won	Avg	Gms
	Won	Lost					Won	Lost			
Alex J. Peden	7.0	1.0	87.50%	bk160	6	Justin R. Swanek	3.0	1.0	75.00%	bk209	3
Gordon E. Thiessen	7.0	1.0	87.50%	bk226	6	Kevin L. Wise	3.0	1.0	75.00%	bk187	3
JD Einspahr	6.0	2.0	75.00%	bk131	6	Craig A. Schutt	3.0	1.0	75.00%	bk160	3
Phillip O. White	6.0	2.0	75.00%	106	6	Jared J. Samuelson	3.0	5.0	37.50%	bk215	6
Chris R. Lytle	6.0	2.0	75.00%	bk166	6	Hewitt P. Moyer	3.0	1.0	75.00%	bk177	3
Jake Peden	6.0	2.0	75.00%	bk166	6	Jacob M. Rodriguez	3.0	5.0	37.50%	94	6
Tom Richmond	6.0	2.0	75.00%	bk199	6	Jeremy D. Sklenar	3.0	1.0	75.00%	bk208	3
Chuck M. Brisbin	6.0	2.0	75.00%	bk211	6	David D. Hibberd	2.5	5.5	31.25%	bk188	6
Brooks D. Paul	6.0	2.0	75.00%	bk123	6	Leroy H. Hoss	2.5	5.5	31.25%	bk145	6
Cody D. Bristow	6.0	2.0	75.00%	bk173	6	Shawn E. Mizner	2.0	6.0	25.00%	bk182	6
Tyler L. Mizner	5.0	3.0	62.50%	bk187	6	Jason D. Stubbs	2.0	2.0	50.00%	bk183	3
Johnny L. Nikkila	5.0	3.0	62.50%	bk178	6	Ron J. Studnicka	2.0	6.0	25.00%	bk162	6
Josh K. Krolikowski	5.0	3.0	62.50%	bk191	6	Mike McCollough	2.0	6.0	25.00%	bk161	3
Carter S. Krause	5.0	3.0	62.50%	146	6	Mike Brown	2.0	6.0	25.00%	bk192	6
Masato M. Sugita	5.0	3.0	62.50%	bk189	6	Jeff A. Fruhling	2.0	2.0	50.00%	bk190	3
Danny Jeffryes	5.0	3.0	62.50%	bk175	6	Brandon M. Conyers	2.0	2.0	50.00%	bk190	3
Keith J. Smith	5.0	3.0	62.50%	bk180	6	Jarod D. Zikmund	2.0	6.0	25.00%	bk214	6
Quentin S. Holliday	4.5	3.5	56.25%	bk141	6	Dan Schmidt	2.0	6.0	25.00%	bk209	6
Doug Giles	4.0	4.0	50.00%	bk177	6	Brad M. Olson	2.0	6.0	25.00%	bk204	6
Austin M. Longmore	4.0	4.0	50.00%	bk195	6	Bill Kirkland	2.0	6.0	25.00%	bk156	6
Andrew J. Kennedy	4.0	4.0	50.00%	bk142	6	Trevor A. Roberts	1.5	2.5	37.50%	bk155	3
Ryan E. Walton	4.0	4.0	50.00%	bk207	6	Bob Stevens	1.0	7.0	12.50%	bk161	6
Nolan P. Parr	4.0		100.00%	bk128	3	Lee M. Dobish	1.0	3.0	25.00%	124	3
Sean A. McBride	4.0		100.00%	bk141	3	Michael G. Marcellus	1.0	7.0	12.50%	bk197	6
Kurt L. Schmidt	4.0		100.00%	bk196	3	Ivan D. Stones	1.0	3.0	25.00%	bk171	3
Justin M. Hodges	4.0	4.0	50.00%	bk173	6	Gary D. Hatcher	1.0	7.0	12.50%	bk179	6
Javan D. Clement	4.0		100.00%	bk168	3	Cruz A. Evans	1.0	3.0	25.00%	bk168	3
Kodie D. Kershner	3.0	5.0	37.50%	105	6	Brent E. Hollis	1.0	3.0	25.00%	bk155	3
Jeremy J. Dalland	3.0	5.0	37.50%	bk220	6	Anthony C. Eigenberg	1.0	7.0	12.50%	bk200	6
Lane E. Riffey	3.0	5.0	37.50%	bk178	6	Carter R. Hollis	1.0	3.0	25.00%	bk211	3
Logan J. Albright	3.0	1.0	75.00%	bk184	3	Eric R. Zikmund	1.0	7.0	12.50%	bk197	6
Bobby Turner Jr	3.0	5.0	37.50%	bk172	6	Doug Samuelson		4.0	0.00%	bk140	3
Scott A. Bauer	3.0	1.0	75.00%	bk198	3	Matthew J. Doerr		4.0	0.00%	bk131	3

Classic 2025-26

Big Apple Fun Center

* Bowlers listed must have a minimum of 1 games.

Change in Average

Name	-----Old-----		Old					---Average Change---			Weekly Over Avg
	Pins	Games	Avg	-1-	-2-	-3-	Total	New	Old	---> +/-	Series Avg +/-
Logan J. Albright	0	0	bk184	182	248	172	602	200.67	- 0.00	= 200.67	602 - 552=50
Scott A. Bauer	0	0	bk198	257	226	153	636	212.00	- 0.00	= 212.00	636 - 594=42
Chuck M. Brisbin	552	3	bk211	212	183	161	556	184.67	- 184.00	= 0.67	556 - 633=-77
Cody D. Bristow	472	3	bk173	194	230	189	613	180.83	- 157.33	= 23.50	613 - 519=94
Mike Brown	541	3	bk192	145	186	174	505	174.33	- 180.33	= -6.00	505 - 576=-71
Javan D. Clement	583	3	bk168				0	194.33	- 194.33	= 0.00	
Brandon M. Conyers	520	3	bk190				0	173.33	- 173.33	= 0.00	
Jeremy J. Dalland	595	3	bk220	233	198	202	633	204.67	- 198.33	= 6.33	633 - 660=-27
Lee M. Dobish	0	0	124	153	107	113	373	124.33	- 0.00	= 124.33	373 - 372=1
Matthew J. Doerr	0	0	bk131	134	170	111	415	138.33	- 0.00	= 138.33	415 - 393=22
Anthony C. Eigenberg	501	3	bk200	205	159	179	543	174.00	- 167.00	= 7.00	543 - 600=-57
JD Einspahr	380	3	bk131	131	139	156	426	134.33	- 126.67	= 7.67	426 - 393=33
Cruz A. Evans	0	0	bk168	144	179	174	497	165.67	- 0.00	= 165.67	497 - 504=-7
Jeff A. Fruhling	506	3	bk190				0	168.67	- 168.67	= 0.00	
Doug Giles	409	3	bk177	143	156	182	481	148.33	- 136.33	= 12.00	481 - 531=-50
Gary D. Hatcher	474	3	bk179	150	170	156	476	158.33	- 158.00	= 0.33	476 - 537=-61
David D. Hibberd	521	3	bk188	141	180	165	486	167.83	- 173.67	= -5.83	486 - 564=-78
Justin M. Hodges	521	3	bk173	175	176	191	542	177.17	- 173.67	= 3.50	542 - 519=23
Quentin S. Holliday	375	3	bk141	164	115	176	455	138.33	- 125.00	= 13.33	455 - 423=32
Brent E. Hollis	0	0	bk155	162	139	132	433	144.33	- 0.00	= 144.33	433 - 465=-32
Carter R. Hollis	0	0	bk211	180	147	170	497	165.67	- 0.00	= 165.67	497 - 633=-136
Leroy H. Hoss	340	3	bk145	136	116	166	418	126.33	- 113.33	= 13.00	418 - 435=-17
Danny Jeffryes	589	3	bk175	120	146	169	435	170.67	- 196.33	= -25.67	435 - 525=-90
Andrew J. Kennedy	382	3	bk142	170	120	158	448	138.33	- 127.33	= 11.00	448 - 426=22
Kodie D. Kershner	342	3	114	99	96	93	288	105.00	- 114.00	= -9.00	288 - 342=-54
Bill Kirkland	478	3	bk156	136	127	174	437	152.50	- 159.33	= -6.83	437 - 468=-31
Carter S. Krause	385	3	128	156	175	162	493	146.33	- 128.33	= 18.00	493 - 384=109
Josh K. Krolkowski	547	3	bk191	195	201	190	586	188.83	- 182.33	= 6.50	586 - 573=13
Austin M. Longmore	476	3	bk195	181	171	182	534	168.33	- 158.67	= 9.67	534 - 585=-51
Chris R. Lytle	448	3	bk166	130	189	203	522	161.67	- 149.33	= 12.33	522 - 498=24
Michael G. Marcellus	522	3	bk197	191	186	198	575	182.83	- 174.00	= 8.83	575 - 591=-16
Sean A. McBride	0	0	bk141	147	143	146	436	145.33	- 0.00	= 145.33	436 - 423=13
Mike McCollough	405	3	bk161	a146	a146	a146	438	135.00	- 135.00	= 0.00	
Shawn E. Mizner	534	3	bk182	202	156	200	558	182.00	- 178.00	= 4.00	558 - 546=12
Tyler L. Mizner	544	3	bk187	223	198	169	590	189.00	- 181.33	= 7.67	590 - 561=29
Hewitt P. Moyer	0	0	bk177	193	156	150	499	166.33	- 0.00	= 166.33	499 - 531=-32
Johnny L. Nikkila	493	3	bk178	183	155	172	510	167.17	- 164.33	= 2.83	510 - 534=-24

Classic 2025-26

Name	-----Old-----		Old					---Average Change---			Weekly Over Avg
	Pins	Games	Avg	-1-	-2-	-3-	Total	New	Old	----> +/-	Series Avg +/-
Brad M. Olson	635	3	bk204	200	177	223	600	205.83	- 211.67	= -5.83	600 - 612=-12
Nolan P. Parr	374	3	bk128				0	124.67	- 124.67	= 0.00	
Brooks D. Paul	490	3	bk123	173	233	117	523	168.83	- 163.33	= 5.50	523 - 369=154
Alex J. Peden	509	3	bk160	178	146	190	514	170.50	- 169.67	= 0.83	514 - 480=34
Jake Peden	550	3	bk166	145	216	227	588	189.67	- 183.33	= 6.33	588 - 498=90
Tom Richmond	617	3	bk199	164	267	177	608	204.17	- 205.67	= -1.50	608 - 597=11
Lane E. Riffey	458	3	bk178	172	212	154	538	166.00	- 152.67	= 13.33	538 - 534=4
Trevor A. Roberts	422	3	bk155				0	140.67	- 140.67	= 0.00	
Jacob M. Rodriguez	277	3	92	100	117	73	290	94.50	- 92.33	= 2.17	290 - 276=14
Doug Samuelson	354	3	bk140				0	118.00	- 118.00	= 0.00	
Jared J. Samuelson	661	3	bk215	198	207	226	631	215.33	- 220.33	= -5.00	631 - 645=-14
Dan Schmidt	439	3	bk209	200	167	175	542	163.50	- 146.33	= 17.17	542 - 627=-85
Kurt L. Schmidt	572	3	bk196				0	190.67	- 190.67	= 0.00	
Craig A. Schutt	0	0	bk160	172	155	160	487	162.33	- 0.00	= 162.33	487 - 480=7
Jeremy D. Sklenar	623	3	bk208				0	207.67	- 207.67	= 0.00	
Keith J. Smith	582	3	bk180	140	172	224	536	186.33	- 194.00	= -7.67	536 - 540=-4
Bob Stevens	420	3	bk161	153	153	134	440	143.33	- 140.00	= 3.33	440 - 483=-43
Ivan D. Stones	410	3	bk171				0	136.67	- 136.67	= 0.00	
Jason D. Stubbs	502	3	bk183				0	167.33	- 167.33	= 0.00	
Ron J. Studnicka	434	3	bk162	152	137	144	433	144.50	- 144.67	= -0.17	433 - 486=-53
Masato M. Sugita	632	3	bk189	214	150	229	593	204.17	- 210.67	= -6.50	593 - 567=26
Justin R. Swanek	0	0	bk209	171	215	174	560	186.67	- 0.00	= 186.67	560 - 627=-67
Gordon E. Thiessen	670	3	bk226	199	267	268	734	234.00	- 223.33	= 10.67	734 - 678=56
Bobby Turner Jr	514	3	bk172	208	158	138	504	169.67	- 171.33	= -1.67	504 - 516=-12
Ryan E. Walton	554	3	bk207	202	202	279	683	206.17	- 184.67	= 21.50	683 - 621=62
Phillip O. White	324	3	108	121	113	82	316	106.67	- 108.00	= -1.33	316 - 324=-8
Kevin L. Wise	569	3	bk187				0	189.67	- 189.67	= 0.00	
Eric R. Zikmund	523	3	bk197	192	206	144	542	177.50	- 174.33	= 3.17	542 - 591=-49
Jarod D. Zikmund	607	3	bk214	166	144	236	546	192.17	- 202.33	= -10.17	546 - 642=-96

Classic 2025-26

Big Apple Fun Center

* Bowlers listed must have a minimum of 1 games.

High Average Listing

	<u>Name</u>	<u>True Average</u>	<u>Pins</u>	<u>Gms</u>	<u>To Raise Avg +1</u>	<u>To Drop Avg -1</u>
1	Gordon E. Thiessen	234.00	1404	6	711	701
2	Jared J. Samuelson	215.33	1292	6	652	642
3	Scott A. Bauer	212.00	636	3	642	635
4	Jeremy D. Sklenar	207.67	623	3	625	618
5	Ryan E. Walton	206.17	1237	6	626	616
6	Brad M. Olson	205.83	1235	6	619	609
7	Jeremy J. Dalland	204.67	1228	6	617	607
8	Tom Richmond	204.17	1225	6	620	610
9	Masato M. Sugita	204.17	1225	6	620	610
10	Logan J. Albright	200.67	602	3	604	597
11	Javan D. Clement	194.33	583	3	587	580
12	Jarod D. Zikmund	192.17	1153	6	584	574
13	Kurt L. Schmidt	190.67	572	3	574	567
14	Kevin L. Wise	189.67	569	3	571	564
15	Jake Peden	189.67	1138	6	572	562
16	Tyler L. Mizner	189.00	1134	6	576	566
17	Josh K. Krolikowski	188.83	1133	6	568	558
18	Justin R. Swanek	186.67	560	3	562	555
19	Keith J. Smith	186.33	1118	6	565	555
20	Chuck M. Brisbin	184.67	1108	6	557	547
21	Michael G. Marcellus	182.83	1097	6	550	540
22	Shawn E. Mizner	182.00	1092	6	555	545
23	Cody D. Bristow	180.83	1085	6	544	534
24	Eric R. Zikmund	177.50	1065	6	537	527
25	Justin M. Hodges	177.17	1063	6	539	529
26	Mike Brown	174.33	1046	6	529	519
27	Anthony C. Eigenberg	174.00	1044	6	531	521
28	Brandon M. Conyers	173.33	520	3	524	517
29	Danny Jeffryes	170.67	1024	6	515	505
30	Alex J. Peden	170.50	1023	6	516	506
31	Bobby Turner Jr	169.67	1018	6	512	502
32	Brooks D. Paul	168.83	1013	6	508	498
33	Jeff A. Fruhling	168.67	506	3	508	501
34	Austin M. Longmore	168.33	1010	6	511	501
35	David D. Hibberd	167.83	1007	6	505	495
36	Jason D. Stubbs	167.33	502	3	506	499
37	Johnny L. Nikkila	167.17	1003	6	509	499
38	Hewitt P. Moyer	166.33	499	3	503	496
39	Lane E. Riffey	166.00	996	6	507	497
40	Cruz A. Evans	165.67	497	3	499	492
41	Carter R. Hollis	165.67	497	3	499	492
42	Dan Schmidt	163.50	981	6	495	485
43	Craig A. Schutt	162.33	487	3	491	484
44	Chris R. Lytle	161.67	970	6	488	478
45	Gary D. Hatcher	158.33	950	6	481	471
46	Bill Kirkland	152.50	915	6	462	452
47	Doug Giles	148.33	890	6	451	441
48	Carter S. Krause	146.33	878	6	445	435

	<u>Name</u>	<u>True Average</u>	<u>Pins</u>	<u>Gms</u>	<u>To Raise Avg +1</u>	<u>To Drop Avg -1</u>
49	Sean A. McBride	145.33	436	3	440	433
50	Ron J. Studnicka	144.50	867	6	438	428
51	Brent E. Hollis	144.33	433	3	437	430
52	Bob Stevens	143.33	860	6	436	426
53	Trevor A. Roberts	140.67	422	3	424	417
54	Andrew J. Kennedy	138.33	830	6	421	411
55	Quentin S. Holliday	138.33	830	6	421	411
56	Matthew J. Doerr	138.33	415	3	419	412
57	Ivan D. Stones	136.67	410	3	412	405
58	Mike McCollough	135.00	405	3	411	404
59	JD Einspahr	134.33	806	6	409	399
60	Leroy H. Hoss	126.33	758	6	385	375
61	Nolan P. Parr	124.67	374	3	376	369
62	Lee M. Dobish	124.33	373	3	377	370
63	Doug Samuelson	118.00	354	3	360	353
64	Phillip O. White	106.67	640	6	323	313
65	Kodie D. Kershner	105.00	630	6	324	314
66	Jacob M. Rodriguez	94.50	567	6	288	278

Classic 2025-26

Big Apple Fun Center

* Bowlers listed must have a minimum of 1 games.

Most Pins Over Average

Name	-----Old-----		Old					---Average Change---			Weekly Over Avg
	Pins	Games	Avg	-1-	-2-	-3-	Total	New	Old	---> +/-	Series Avg +/-
Brooks D. Paul	490	3	bk123	173	233	117	523	168.83	- 163.33	= 5.50	523 - 369=154
Carter S. Krause	385	3	128	156	175	162	493	146.33	- 128.33	= 18.00	493 - 384=109
Cody D. Bristow	472	3	bk173	194	230	189	613	180.83	- 157.33	= 23.50	613 - 519=94
Jake Peden	550	3	bk166	145	216	227	588	189.67	- 183.33	= 6.33	588 - 498=90
Ryan E. Walton	554	3	bk207	202	202	279	683	206.17	- 184.67	= 21.50	683 - 621=62
Gordon E. Thiessen	670	3	bk226	199	267	268	734	234.00	- 223.33	= 10.67	734 - 678=56
Logan J. Albright	0	0	bk184	182	248	172	602	200.67	- 0.00	= 200.67	602 - 552=50
Scott A. Bauer	0	0	bk198	257	226	153	636	212.00	- 0.00	= 212.00	636 - 594=42
Alex J. Peden	509	3	bk160	178	146	190	514	170.50	- 169.67	= 0.83	514 - 480=34
JD Einspahr	380	3	bk131	131	139	156	426	134.33	- 126.67	= 7.67	426 - 393=33
Quentin S. Holliday	375	3	bk141	164	115	176	455	138.33	- 125.00	= 13.33	455 - 423=32
Tyler L. Mizner	544	3	bk187	223	198	169	590	189.00	- 181.33	= 7.67	590 - 561=29
Masato M. Sugita	632	3	bk189	214	150	229	593	204.17	- 210.67	= -6.50	593 - 567=26
Chris R. Lytle	448	3	bk166	130	189	203	522	161.67	- 149.33	= 12.33	522 - 498=24
Justin M. Hodges	521	3	bk173	175	176	191	542	177.17	- 173.67	= 3.50	542 - 519=23
Andrew J. Kennedy	382	3	bk142	170	120	158	448	138.33	- 127.33	= 11.00	448 - 426=22
Matthew J. Doerr	0	0	bk131	134	170	111	415	138.33	- 0.00	= 138.33	415 - 393=22
Jacob M. Rodriguez	277	3	92	100	117	73	290	94.50	- 92.33	= 2.17	290 - 276=14
Josh K. Krolkowski	547	3	bk191	195	201	190	586	188.83	- 182.33	= 6.50	586 - 573=13
Sean A. McBride	0	0	bk141	147	143	146	436	145.33	- 0.00	= 145.33	436 - 423=13
Shawn E. Mizner	534	3	bk182	202	156	200	558	182.00	- 178.00	= 4.00	558 - 546=12
Tom Richmond	617	3	bk199	164	267	177	608	204.17	- 205.67	= -1.50	608 - 597=11
Craig A. Schutt	0	0	bk160	172	155	160	487	162.33	- 0.00	= 162.33	487 - 480=7
Lane E. Riffey	458	3	bk178	172	212	154	538	166.00	- 152.67	= 13.33	538 - 534=4
Lee M. Dobish	0	0	124	153	107	113	373	124.33	- 0.00	= 124.33	373 - 372=1
Keith J. Smith	582	3	bk180	140	172	224	536	186.33	- 194.00	= -7.67	536 - 540=-4
Cruz A. Evans	0	0	bk168	144	179	174	497	165.67	- 0.00	= 165.67	497 - 504=-7
Phillip O. White	324	3	108	121	113	82	316	106.67	- 108.00	= -1.33	316 - 324=-8
Bobby Turner Jr	514	3	bk172	208	158	138	504	169.67	- 171.33	= -1.67	504 - 516=-12
Brad M. Olson	635	3	bk204	200	177	223	600	205.83	- 211.67	= -5.83	600 - 612=-12
Jared J. Samuelson	661	3	bk215	198	207	226	631	215.33	- 220.33	= -5.00	631 - 645=-14
Michael G. Marcellus	522	3	bk197	191	186	198	575	182.83	- 174.00	= 8.83	575 - 591=-16
Leroy H. Hoss	340	3	bk145	136	116	166	418	126.33	- 113.33	= 13.00	418 - 435=-17
Johnny L. Nikkila	493	3	bk178	183	155	172	510	167.17	- 164.33	= 2.83	510 - 534=-24
Jeremy J. Dalland	595	3	bk220	233	198	202	633	204.67	- 198.33	= 6.33	633 - 660=-27
Bill Kirkland	478	3	bk156	136	127	174	437	152.50	- 159.33	= -6.83	437 - 468=-31
Brent E. Hollis	0	0	bk155	162	139	132	433	144.33	- 0.00	= 144.33	433 - 465=-32

Classic 2025-26

Name	-----Old-----		Old					---Average Change---			Weekly Over Avg
	Pins	Games	Avg	-1-	-2-	-3-	Total	New - Old	---> +/-	Series Avg +/-	
Hewitt P. Moyer	0	0	bk177	193	156	150	499	166.33	- 0.00	= 166.33	499 - 531=-32
Bob Stevens	420	3	bk161	153	153	134	440	143.33	- 140.00	= 3.33	440 - 483=-43
Eric R. Zikmund	523	3	bk197	192	206	144	542	177.50	- 174.33	= 3.17	542 - 591=-49
Doug Giles	409	3	bk177	143	156	182	481	148.33	- 136.33	= 12.00	481 - 531=-50
Austin M. Longmore	476	3	bk195	181	171	182	534	168.33	- 158.67	= 9.67	534 - 585=-51
Ron J. Studnicka	434	3	bk162	152	137	144	433	144.50	- 144.67	= -0.17	433 - 486=-53
Kodie D. Kershner	342	3	114	99	96	93	288	105.00	- 114.00	= -9.00	288 - 342=-54
Anthony C. Eigenberg	501	3	bk200	205	159	179	543	174.00	- 167.00	= 7.00	543 - 600=-57
Gary D. Hatcher	474	3	bk179	150	170	156	476	158.33	- 158.00	= 0.33	476 - 537=-61
Justin R. Swanek	0	0	bk209	171	215	174	560	186.67	- 0.00	= 186.67	560 - 627=-67
Mike Brown	541	3	bk192	145	186	174	505	174.33	- 180.33	= -6.00	505 - 576=-71
Chuck M. Brisbin	552	3	bk211	212	183	161	556	184.67	- 184.00	= 0.67	556 - 633=-77
David D. Hibberd	521	3	bk188	141	180	165	486	167.83	- 173.67	= -5.83	486 - 564=-78
Dan Schmidt	439	3	bk209	200	167	175	542	163.50	- 146.33	= 17.17	542 - 627=-85
Danny Jeffryes	589	3	bk175	120	146	169	435	170.67	- 196.33	= -25.67	435 - 525=-90
Jarod D. Zikmund	607	3	bk214	166	144	236	546	192.17	- 202.33	= -10.17	546 - 642=-96
Carter R. Hollis	0	0	bk211	180	147	170	497	165.67	- 0.00	= 165.67	497 - 633=-136

Classic 2025-26

Big Apple Fun Center

This report is for scores bowled September 15 which is Week 2 of 32

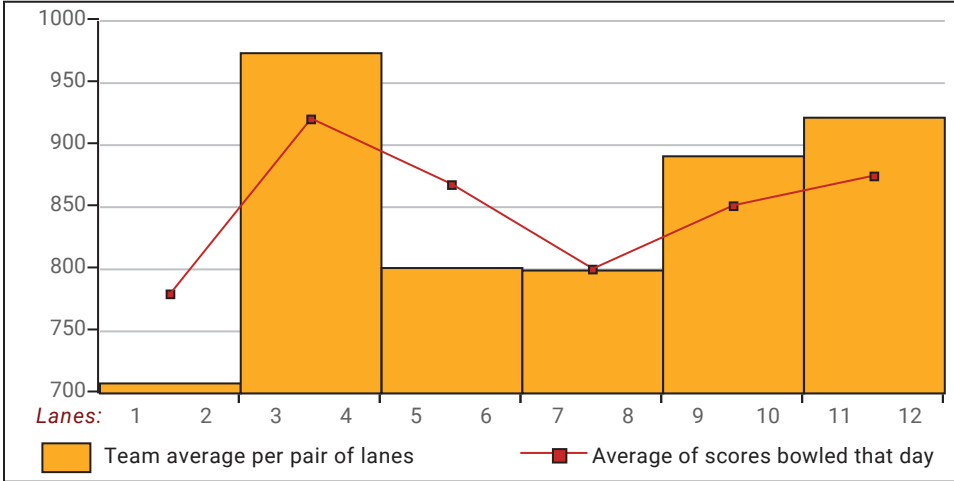
This Week's Statistics: Lefties vs Righties

Unless designated left handed, bowlers are considered right handed.

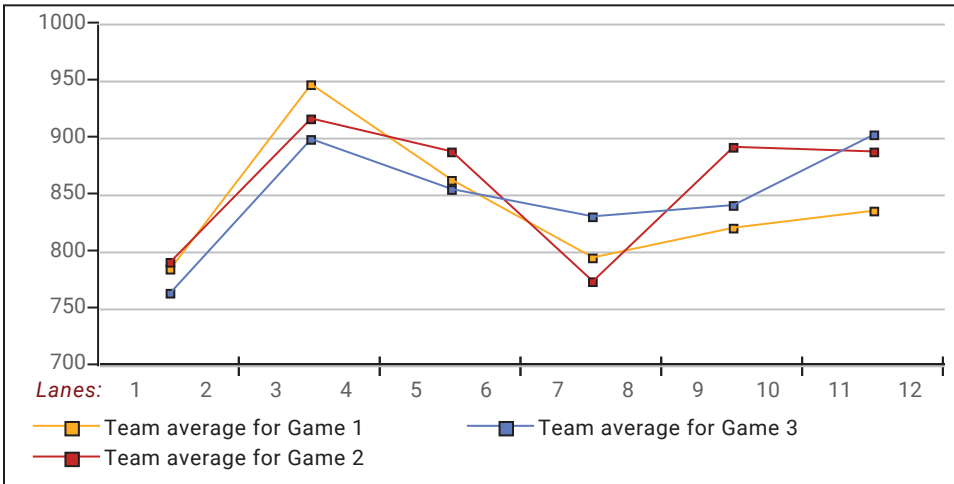
	Over All	Right	Left
How many people bowled	54	54	0
Number of games bowled	162	162	0
Actual average of week's scores	171.02	171.02	0.00
How many games above average	97	97	0
How many games below average	62	62	0
Pins above/below average per game	5.30	5.30	0.00
How many people raised average	34	34	--
by this amount	8.73	8.73	0.00
How many people went down	19	19	--
by this amount	-9.71	-9.71	0.00
League average before bowling	166.00	166.00	0.00
League average after bowling	168.08	168.08	0.00
Change in league average	2.08	2.08	0.00
800s	--	--	--
775s	--	--	--
750s	--	--	--
725s	1	1	--
700s	--	--	--
675s	1	1	--
650s	--	--	--
625s	3	3	--
600s	4	4	--
575s	5	5	--
550s	3	3	--
525s	8	8	--
500s	6	6	--
475s	8	8	--
450s	1	1	--
425s	8	8	--
400s	2	2	--
below 400	4	4	--
300s	--	--	--
275s	1	1	--
250s	4	4	--
225s	9	9	--
200s	21	21	--
175s	35	35	--
150s	48	48	--
125s	27	27	--
100s	12	12	--
below 100	5	5	--

This report is for scores bowled September 15 which is Week 2 of 32

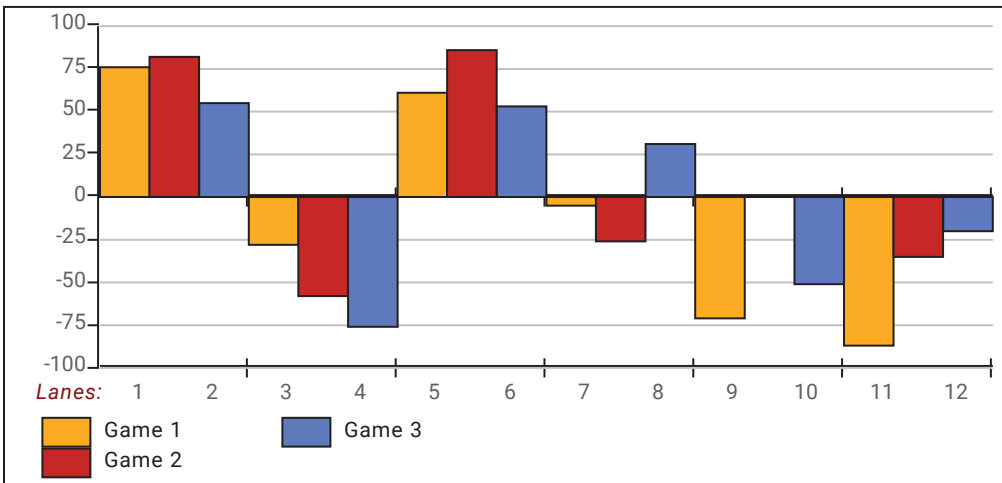
Team Average vs Avg of Scores



Average of Scores for Each Game

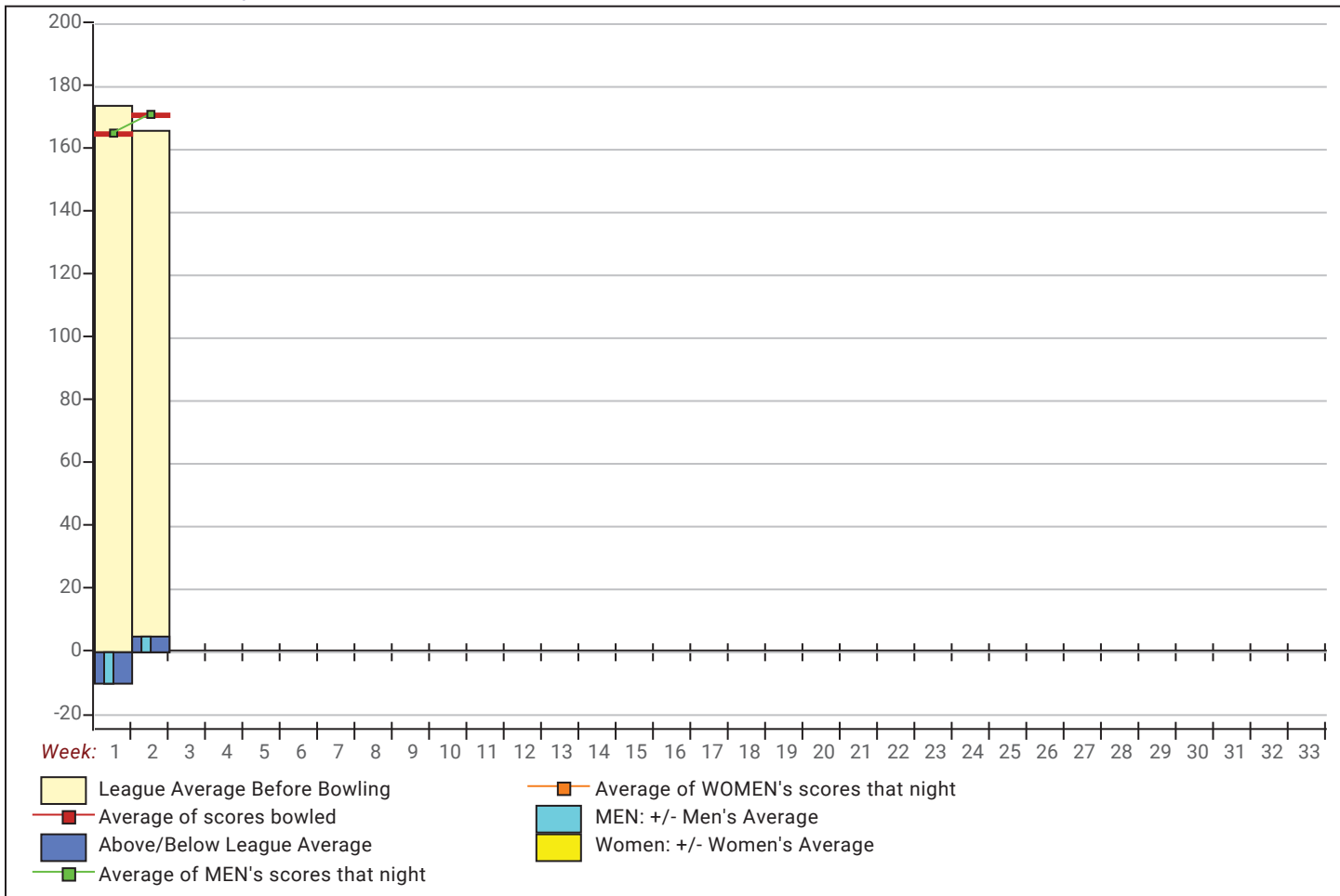


Amount Over/Under Team Average



This report is for scores bowled September 15 which is Week 2 of 32

League Average Week-by-Week



League Average Statistics for Last Week

	League	Right Hand	Left Hand
League Average Before Bowling	166.00	166.00	
Average of scores bowled that night	171.02	171.02	
New League Average After Bowling	168.08	168.08	
Change in League Average	2.08	2.08	
People Who Bowled Over Average	34	34	
People Who Bowled Under Average	19	19	
Average Amount of Series Over Avg	49.26	49.26	
Average Amount of Series Under Avg	-43.00	-43.00	
Difference Avg, NiteAvg	5.30	5.30	
Number of Bowlers	54	54	
Number of Games Bowled	162	162	
People Who Raised Their Average	34	34	
Raised By an Average of This Amount	8.73	8.73	
People Who Lowered Their Average	19	19	
Lowered By an Average of This Amou	-9.71	-9.71	
Number of Games Bowled Over Avera	97	97	
Number of Games Bowled Under Avera	62	62	

Note: Averages are based only on people who bowled.

Press Release -- 9/21/2025

9/15/2025 Week 2 of 32

Classic 2025-26

Monday 6:30 pm

Big Apple Fun Center

Lanes 1 - 12

Team Standings

Place	Team Name	Avg p/gm	Points Won	Points Lost	Year-To-Date WON	Y-T-D LOST
1	Little Mexico Restaurant	676	66	14	66	14
2	Peerless Machine	769	62	18	62	18
3	Crash Test Brisbins	979	60	20	60	20
4	Sorensen Group	888	43	37	43	37
5	Kennedy Arborcare	795	37	43	37	43
6	Cornhusker Ag/Rising Ag	863	37	43	37	43
7	AB Service & Repair	791	36	44	36	44
8	West	864	33	47	33	47
9	Common Cents Bookkeeping	899	31	49	31	49
10	Kirkland Siding	880	20	60	20	60
11	Jack Lederman Co.	808	10	70	10	70
12	Draw Team	876	45	35	45	35

*** Although not shown, standings are determined by points only for the current split

Last Week's Top Scores

Scratch Game		Scratch Series		Handicap Game		Handicap Series	
279	Ryan Walton	734	Gordon Thiessen	325	Brooks Paul	799	Brooks Paul
268	Gordon Thiessen	683	Ryan Walton	287	Ryan Walton	754	Carter Krause
267	Tom Richmond	636	Scott Bauer	283	Tom Richmond	739	Cody Bristow
257	Scott Bauer	633	Jeremy Dalland	279	Logan Albright	735	Jake Peden
248	Logan Albright	631	Jared Samuelson	276	Jake Peden	734	Gordon Thiessen
236	Jarod Zikmund	613	Cody Bristow	274	Scott Bauer	707	Ryan Walton
233	Jeremy Dalland	608	Tom Richmond	272	Cody Bristow	695	Logan Albright
233	Brooks Paul	602	Logan Albright	268	Gordon Thiessen	687	Scott Bauer
230	Cody Bristow	600	Brad Olson	262	Carter Krause	679	Alex Peden
229	Masato Sugita	593	Masato Sugita	259	Keith Smith	678	JD Einspahr

Local and Bowling Center Awards

Name	USBC ID Number	Award Average	Award Games	G1	G2	G3	Series	Award Score	Award Received
Logan J. Albright	1494-2865 USBC	184	48	182	248	172	602	248	225 Game (Local Assoc. Awards)
Scott A. Bauer	1494-1881 USBC	198	84	257	226	153	636	257	250 Game (Local Assoc. Awards)
Cody D. Bristow	8966-6347 USBC	173	84	194	230	189	613	613	600 Series (Local Assoc. Awards)
	8966-6347 USBC	157		194	230	189	613	230	Clean Game (199 Average or Les (Local Ass
	8966-6347 USBC	173	84	194	230	189	613	230	225 Game (Local Assoc. Awards)
Brooks D. Paul	9726-4344 USBC	123	93	173	233	117	523	523	140 Pins Over Average (Local Assoc. Awards)
	9726-4344 USBC	123	93	173	233	117	523	523	500 Series (Local Assoc. Awards)
	9726-4344 USBC	123	93	173	233	117	523	233	225 Game (Local Assoc. Awards)
	9726-4344 USBC	123	93	173	233	117	523	233	75 Pins Over Average (Local Assoc. Awards)
Jake Peden	8237-527 USBC	166	87	145	216	227	588	227	225 Game (Local Assoc. Awards)
Tom Richmond	1494-1207 USBC	199	90	164	267	177	608	267	250 Game (Local Assoc. Awards)
Masato M. Sugita	9726-4328 USBC	189	90	214	150	229	593	229	225 Game (Local Assoc. Awards)
Gordon E. Thiessen	5900-6259 USBC	223	3	199	267	268	734	734	700 Series (Local Assoc. Awards)
Ryan E. Walton	8194-541 USBC	184	3	202	202	279	683	279	275 Game (Local Assoc. Awards)