

Classic 2025-26

Monday 6:30 pm

Big Apple Fun Center

Lanes 1 - 12

President: Doug Giles is on Lane 12 (308)627-5683
 Vice President: Austin Longmore is on Lane 6 (308)233-1251
 Secretary/Treasurer: Gary Hatcher is on Lane 10 (308)238-3914

Team Standings

Place	#	Team Name	Points Won	Points Lost	%Won	Pins + HDCP	Scratch Pins	Avg p/gm	High Game	High Sers	HDCP Game	HDCP Sers
1	9	Little Mexico Restaurant	34	6	85.0	3111	1875	625	651	1875	1063	3111
2	7	Kennedy Arborcare	33	7	82.5	3126	2508	836	856	2508	1062	3126
3	2	Cornhusker Ag/Rising Ag	31	9	77.5	3219	2688	896	931	2688	1108	3219
4	12	Peerless Machine	28	12	70.0	3429	2211	737	770	2211	1176	3429
5	6	Crash Test Brisbins	26	14	65.0	3049	2848	949	1006	2848	1073	3049
6	3	Common Cents Bookkeeping	25	15	62.5	3020	2597	865	888	2597	1029	3020
7	4	AB Service & Repair	15	25	37.5	2939	2366	788	830	2366	1021	2939
8	5	West	14	26	35.0	2980	2467	822	869	2467	1040	2980
9	11	Kirkland Siding	12	28	30.0	3222	2667	889	951	2667	1136	3222
10	8	Sorensen Group	7	33	17.5	2913	2505	835	842	2505	978	2913
11	10	Jack Lederman Co.	6	34	15.0	2932	2425	808	846	2425	1015	2932
12	1	Draw Team	9	31		3049	2848	949	1006	2848	1073	3049

Review of Last Week's Bowling.....

Lanes	Team Name	HDCP -1-	HDCP -2-	HDCP -3-	HDCP Total	Last Wk WON	Team Name	HDCP -1-	HDCP -2-	HDCP -3-	HDCP Total	Last Wk WON
1-2	Draw Team	1023	1073	953	3049	9	<---> Cornhusker Ag/Rising	1037	1108	1074	3219	31
3-4	Common Cents Bookk	1029	1010	981	3020	25	<---> AB Service & Repair	1021	898	1020	2939	15
5-6	West	1040	993	947	2980	14	<---> Crash Test Brisbins	1023	1073	953	3049	26
7-8	Kennedy Arborcare	1046	1018	1062	3126	33	<---> Sorensen Group	960	975	978	2913	7
9-10	Little Mexico Restaur	1063	1024	1024	3111	34	<---> Jack Lederman Co.	963	954	1015	2932	6
11-12	Kirkland Siding	1049	1136	1037	3222	12	<---> Peerless Machine	1169	1084	1176	3429	28

Lane Assignments

	1-2	3-4	5-6	7-8	9-10	11-12
Wk02 09/15	1- 7	6- 2	12- 3	9- 11	4- 5	10- 8
Wk03 09/22	1- 10	9- 3	11- 4	5- 12	8- 2	6- 7
Wk04 09/29	1- 3	5- 8	9- 2	10- 4	11- 6	7- 12

Last Week's Top Scores

Team Scratch Game		Team Scratch Series		Team Handicap Game		Team Handicap Series	
1006	Crash Test Brisbins	2848	Crash Test Brisbins	1176	Peerless Machine	3429	Peerless Machine
951	Kirkland Siding	2688	Cornhusker Ag/Rising Ag	1136	Kirkland Siding	3222	Kirkland Siding
931	Cornhusker Ag/Rising Ag	2667	Kirkland Siding	1108	Cornhusker Ag/Rising Ag	3219	Cornhusker Ag/Risi
888	Common Cents Bookkeepi	2597	Common Cents Bookkeepi	1073	Crash Test Brisbins	3126	Kennedy Arborcare
869	West	2508	Kennedy Arborcare	1063	Little Mexico Restaurant	3111	Little Mexico Resta
856	Kennedy Arborcare	2505	Sorensen Group	1062	Kennedy Arborcare	3049	Crash Test Brisbin
846	Jack Lederman Co.	2467	West	1040	West	3020	Common Cents Bo
842	Sorensen Group	2425	Jack Lederman Co.	1029	Common Cents Bookkeepi	2980	West
830	AB Service & Repair	2366	AB Service & Repair	1021	AB Service & Repair	2939	AB Service & Repai
770	Peerless Machine	2211	Peerless Machine	1015	Jack Lederman Co.	2932	Jack Lederman Co.
651	Little Mexico Restaurant	1875	Little Mexico Restaurant	978	Sorensen Group	2913	Sorensen Group
Scratch Game		Scratch Series		Handicap Game		Handicap Series	
258	Gordon Thiessen	670	Gordon Thiessen	291	Brooks Paul	766	Brooks Paul
246	Brad Olson	661	Jared Samuelson	258	Carter Krause	724	Javan Clement
239	Jared Samuelson	635	Brad Olson	258	Gordon Thiessen	710	Masato Sugita
236	Jeremy Sklenar	632	Masato Sugita	257	Brad Olson	709	Danny Jeffryes
233	Tom Richmond	623	Jeremy Sklenar	255	Masato Sugita	697	Jake Peden
232	Jeremy Dalland	617	Tom Richmond	250	Javan Clement	687	Keith Smith
229	Masato Sugita	607	Jarod Zikmund	249	Tom Richmond	674	Alex Peden
215	Jarod Zikmund	595	Jeremy Dalland	249	Justin Hodges	670	Gordon Thiessen
212	Ryan Walton	589	Danny Jeffryes	248	Jake Peden	668	Brad Olson
211	Josh Krolikowski	583	Javan Clement	245	Kodie Kershner	665	Tom Richmond

Classic 2025-26

Scratch Game	Scratch Series	Handicap Game	Handicap Series
		245 Keith Smith	

Season High Scores

Team Scratch Game		Team Scratch Series		Team Handicap Game		Team Handicap Series	
1006	Crash Test Brisbins	2848	Crash Test Brisbins	1176	Peerless Machine	3429	Peerless Machine
951	Kirkland Siding	2688	Cornhusker Ag/Rising Ag	1136	Kirkland Siding	3222	Kirkland Siding
931	Cornhusker Ag/Rising Ag	2667	Kirkland Siding	1108	Cornhusker Ag/Rising Ag	3219	Cornhusker Ag/Risi
888	Common Cents Bookkeepi	2597	Common Cents Bookkeepi	1073	Crash Test Brisbins	3126	Kennedy Arborcare
869	West	2508	Kennedy Arborcare	1063	Little Mexico Restaurant	3111	Little Mexico Resta
856	Kennedy Arborcare	2505	Sorensen Group	1062	Kennedy Arborcare	3049	Crash Test Brisbin
846	Jack Lederman Co.	2467	West	1040	West	3020	Common Cents Bo
842	Sorensen Group	2425	Jack Lederman Co.	1029	Common Cents Bookkeepi	2980	West
830	AB Service & Repair	2366	AB Service & Repair	1021	AB Service & Repair	2939	AB Service & Repai
770	Peerless Machine	2211	Peerless Machine	1015	Jack Lederman Co.	2932	Jack Lederman Co.
651	Little Mexico Restaurant	1875	Little Mexico Restaurant	978	Sorensen Group	2913	Sorensen Group
Scratch Game		Scratch Series		Handicap Game		Handicap Series	
258	Gordon Thiessen	670	Gordon Thiessen	291	Brooks Paul	766	Brooks Paul
246	Brad Olson	661	Jared Samuelson	258	Carter Krause	724	Javan Clement
239	Jared Samuelson	635	Brad Olson	258	Gordon Thiessen	710	Masato Sugita
236	Jeremy Sklenar	632	Masato Sugita	257	Brad Olson	709	Danny Jeffryes
233	Tom Richmond	623	Jeremy Sklenar	255	Masato Sugita	697	Jake Peden
232	Jeremy Dalland	617	Tom Richmond	250	Javan Clement	687	Keith Smith
229	Masato Sugita	607	Jarod Zikmund	249	Tom Richmond	674	Alex Peden
215	Jarod Zikmund	595	Jeremy Dalland	249	Justin Hodges	670	Gordon Thiessen
212	Ryan Walton	589	Danny Jeffryes	248	Jake Peden	668	Brad Olson
211	Josh Krolikowski	583	Javan Clement	245	Kodie Kershner	665	Tom Richmond
				245	Keith Smith		

Team Rosters

1 - Draw Team

Name	Avg	HDCP	Pins	Gms	Points Won	High Game	High Sers	HDCP Game	HDCP Sers	0's	200's	250's	0's	600's	700's
				3	3.0	233	617	249	665	2	1	--	--	1	--
				3	2.0	178	502	210	598	3	--	--	1	--	--
				3	3.0	200	552	204	564	2	1	--	1	--	--
				3	3.0	236	623	243	644	1	2	--	--	1	--
				3		212	554	220	578	2	1	--	1	--	--

2 - Cornhusker Ag/Rising Ag

Name	Avg	HDCP	Pins	Gms	Points Won	High Game	High Sers	HDCP Game	HDCP Sers	0's	200's	250's	0's	600's	700's
Doug Samuelson	bk140	75	354	3		129	354	204	579	3	--	--	1	--	--
Jared J. Samuelson	bk215	0	661	3	3.0	239	661	239	661	1	2	--	--	1	--
Danny Jeffryes	bk175	40	589	3	4.0	204	589	244	709	2	1	--	1	--	--
Javan D. Clement	bk168	47	583	3	4.0	203	583	250	724	2	1	--	1	--	--

3 - Common Cents Bookkeeping

Name	Avg	HDCP	Pins	Gms	Points Won	High Game	High Sers	HDCP Game	HDCP Sers	0's	200's	250's	0's	600's	700's
Justin M. Hodges	bk173	42	521	3	3.0	207	521	249	647	2	1	--	1	--	--
Shawn E. Mizner	bk182	33	534	3	2.0	197	534	230	633	3	--	--	1	--	--
Tyler L. Mizner	bk187	28	544	3	2.0	205	544	233	628	2	1	--	1	--	--
Michael G. Marcellus	bk197	18	522	3		180	522	198	576	3	--	--	1	--	--
Austin M. Longmore	bk195	20	476	3	3.0	175	476	195	536	3	--	--	1	--	--

4 - AB Service & Repair

Name	Avg	HDCP	Pins	Gms	Points Won	High Game	High Sers	HDCP Game	HDCP Sers	0's	200's	250's	0's	600's	700's
Mike Brown	bk192	23	541	3	1.0	202	541	225	610	2	1	--	1	--	--
Kodie D. Kershner	114	101	342	3	2.0	144	342	245	645	3	--	--	1	--	--
Cody D. Bristow	bk173	42	472	3	2.0	169	472	211	598	3	--	--	1	--	--
Kurt L. Schmidt	bk196	19	572	3	4.0	198	572	217	629	3	--	--	1	--	--
Dan Schmidt	bk209	6	439	3	1.0	175	439	181	457	3	--	--	1	--	--

Classic 2025-26

5 - West

<u>Name</u>	<u>Avg</u>	<u>HDCP</u>	<u>Pins</u>	<u>Gms</u>	<u>Points Won</u>	<u>High Game</u>	<u>High Sers</u>	<u>HDCP Game</u>	<u>HDCP Sers</u>	<u>0's</u>	<u>200's</u>	<u>250's</u>	<u>0's</u>	<u>600's</u>	<u>700's</u>
Bob Stevens	bk161	54	420	3	1.0	154	420	208	582	3	--	--	1	--	--
Johnny L. Nikkila	bk178	37	493	3	2.0	179	493	216	604	3	--	--	1	--	--
Ivan D. Stones	bk171	44	410	3	1.0	151	410	195	542	3	--	--	1	--	--
Gary D. Hatcher	bk179	36	474	3	1.0	181	474	217	582	3	--	--	1	--	--
Gordon E. Thiessen	bk226	0	670	3	4.0	258	670	258	670	1	1	1	--	1	--

6 - Crash Test Brisbins

<u>Name</u>	<u>Avg</u>	<u>HDCP</u>	<u>Pins</u>	<u>Gms</u>	<u>Points Won</u>	<u>High Game</u>	<u>High Sers</u>	<u>HDCP Game</u>	<u>HDCP Sers</u>	<u>0's</u>	<u>200's</u>	<u>250's</u>	<u>0's</u>	<u>600's</u>	<u>700's</u>
Tom Richmond	bk199	16	617	3	3.0	233	617	249	665	2	1	--	--	1	--
Jason D. Stubbs	bk183	32	502	3	2.0	178	502	210	598	3	--	--	1	--	--
Chuck M. Brisbin	bk211	4	552	3	3.0	200	552	204	564	2	1	--	1	--	--
Jeremy D. Sklenar	bk208	7	623	3	3.0	236	623	243	644	1	2	--	--	1	--
Ryan E. Walton	bk207	8	554	3		212	554	220	578	2	1	--	1	--	--

7 - Kennedy Arborcare

<u>Name</u>	<u>Avg</u>	<u>HDCP</u>	<u>Pins</u>	<u>Gms</u>	<u>Points Won</u>	<u>High Game</u>	<u>High Sers</u>	<u>HDCP Game</u>	<u>HDCP Sers</u>	<u>0's</u>	<u>200's</u>	<u>250's</u>	<u>0's</u>	<u>600's</u>	<u>700's</u>
Andrew J. Kennedy	bk142	73	382	3	3.0	138	382	211	601	3	--	--	1	--	--
Mike McCollough	bk161	54	405	3	1.0	166	405	220	567	3	--	--	1	--	--
Brandon M. Conyers	bk190	25	520	3	2.0	196	520	221	595	3	--	--	1	--	--
Kevin L. Wise	bk187	28	569	3	3.0	194	569	222	653	3	--	--	1	--	--
Masato M. Sugita	bk189	26	632	3	4.0	229	632	255	710	1	2	--	--	1	--

8 - Sorensen Group

<u>Name</u>	<u>Avg</u>	<u>HDCP</u>	<u>Pins</u>	<u>Gms</u>	<u>Points Won</u>	<u>High Game</u>	<u>High Sers</u>	<u>HDCP Game</u>	<u>HDCP Sers</u>	<u>0's</u>	<u>200's</u>	<u>250's</u>	<u>0's</u>	<u>600's</u>	<u>700's</u>
Doug Giles	bk177	38	409	3	1.0	155	409	193	523	3	--	--	1	--	--
Chris R. Lytle	bk166	49	448	3	3.0	160	448	209	595	3	--	--	1	--	--
Jeff A. Fruhling	bk190	25	506	3	2.0	177	506	202	581	3	--	--	1	--	--
Josh K. Krolikowski	bk191	24	547	3	1.0	211	547	235	619	2	1	--	1	--	--
Jeremy J. Dalland	bk220	0	595	3		232	595	232	595	1	2	--	1	--	--

9 - Little Mexico Restaurant

<u>Name</u>	<u>Avg</u>	<u>HDCP</u>	<u>Pins</u>	<u>Gms</u>	<u>Points Won</u>	<u>High Game</u>	<u>High Sers</u>	<u>HDCP Game</u>	<u>HDCP Sers</u>	<u>0's</u>	<u>200's</u>	<u>250's</u>	<u>0's</u>	<u>600's</u>	<u>700's</u>
JD Einspahr	bk131	84	380	3	3.0	138	380	222	632	3	--	--	1	--	--
Nolan P. Parr	bk128	87	374	3	4.0	132	374	219	635	3	--	--	1	--	--
Trevor A. Roberts	bk155	60	422	3	1.5	183	422	243	602	3	--	--	1	--	--
Quentin S. Holliday	bk141	74	375	3	2.5	152	375	226	597	3	--	--	1	--	--
Phillip O. White	108	107	324	3	3.0	124	324	231	645	3	--	--	1	--	--

10 - Jack Lederman Co.

<u>Name</u>	<u>Avg</u>	<u>HDCP</u>	<u>Pins</u>	<u>Gms</u>	<u>Points Won</u>	<u>High Game</u>	<u>High Sers</u>	<u>HDCP Game</u>	<u>HDCP Sers</u>	<u>0's</u>	<u>200's</u>	<u>250's</u>	<u>0's</u>	<u>600's</u>	<u>700's</u>
Ron J. Studnicka	bk162	53	434	3	1.0	170	434	223	593	3	--	--	1	--	--
Trevor D. Hibberd	bk177	38	0	0		0	0			--	--	--	--	--	--
Leroy H. Hoss	bk145	70	340	3	1.5	126	340	196	550	3	--	--	1	--	--
David D. Hibberd	bk188	27	521	3	2.5	194	521	221	602	3	--	--	1	--	--
Jarod D. Zikmund	bk214	1	607	3	1.0	215	607	216	610	1	2	--	--	1	--
Eric R. Zikmund	bk197	18	523	3		192	523	210	577	3	--	--	1	--	--

11 - Kirkland Siding

<u>Name</u>	<u>Avg</u>	<u>HDCP</u>	<u>Pins</u>	<u>Gms</u>	<u>Points Won</u>	<u>High Game</u>	<u>High Sers</u>	<u>HDCP Game</u>	<u>HDCP Sers</u>	<u>0's</u>	<u>200's</u>	<u>250's</u>	<u>0's</u>	<u>600's</u>	<u>700's</u>
Bill Kirkland	bk156	59	478	3	1.0	172	478	231	655	3	--	--	1	--	--
Keith J. Smith	bk180	35	582	3	3.0	210	582	245	687	1	2	--	1	--	--
Bobby Turner Jr	bk172	43	514	3	2.0	193	514	236	643	3	--	--	1	--	--
Lane E. Riffey	bk178	37	458	3		168	458	205	569	3	--	--	1	--	--
Brad M. Olson	bk204	11	635	3	1.0	246	635	257	668	1	2	--	--	1	--

Classic 2025-26

12 - Peerless Machine

<u>Name</u>	<u>Avg</u>	<u>HDCP</u>	<u>Pins</u>	<u>Gms</u>	<u>Points Won</u>	<u>High Game</u>	<u>High Sers</u>	<u>HDCP Game</u>	<u>HDCP Sers</u>	<u>0's</u>	<u>200's</u>	<u>250's</u>	<u>0's</u>	<u>600's</u>	<u>700's</u>
Brooks D. Paul	bk123	92	490	3	3.0	199	490	291	766	3	--	--	1	--	--
Carter S. Krause	128	87	385	3	1.0	171	385	258	646	3	--	--	1	--	--
John W. Paul	bk119	96	0	0		0	0			--	--	--	--	--	--
Alex J. Peden	bk160	55	509	3	4.0	186	509	241	674	3	--	--	1	--	--
Jake Peden	bk166	49	550	3	3.0	199	550	248	697	3	--	--	1	--	--
Jacob M. Rodriguez	92	123	277	3	2.0	108	277	231	646	3	--	--	1	--	--

Temporary Substitutes

<u>Name</u>	<u>Avg</u>	<u>HDCP</u>	<u>Pins</u>	<u>Gms</u>	<u>Points Won</u>	<u>High Game</u>	<u>High Sers</u>	<u>HDCP Game</u>	<u>HDCP Sers</u>	<u>0's</u>	<u>200's</u>	<u>250's</u>	<u>0's</u>	<u>600's</u>	<u>700's</u>
Anthony C. Eigenberg	bk200	15	501	3		177	501	192	546	3	--	--	1	--	--

High Individual Match Points

4 Alex Peden	4 Nolan Parr	4 Gordon Thiessen	4 Masato Sugita
4 Kurt Schmidt	4 Danny Jeffryes	4 Javan Clement	3 Austin Longmore
3 JD Einspahr	3 Phillip White	3 Andrew Kennedy	3 Chris Lytle
3 Kevin Wise	3 Jake Peden	3 Tom Richmond	3 Chuck Brisbin

Classic 2025-26

Big Apple Fun Center Reprint of Scores -- Week 1

Lane 1 6 - Crash Test Brisbins

Name	Avg	Old HDCP	Old -1-	Old -2-	Old -3-	Total	HDCP Total
			188	233	196	617	665
			159	165	178	502	598
			195	200	157	552	564
			202	236	185	623	644
			212	172	170	554	578
			====	====	====	====	====
Scratch Total			956	1006	886	2848	2848
Handicap			67	67	67		201
Total			1023	1073	953	2848	3049
Team Points Won			0.0	0.0	0.0	0.0	0.0
Match Points Won			3.0	2.0	2.0	9.0	9.0
Total Points Won			3.0	2.0	2.0	9.0	9.0

Lane 2 2 - Cornhusker Ag/Rising Ag

Week 1 9/8/2025

Name	Avg	Old HDCP	Old -1-	Old -2-	Old -3-	Total	HDCP Total
Doug Samuelson	bk140	75	113	129	112	354	579
Javan D. Clement	bk168	47	198	182	203	583	724
Danny Jeffryes	bk175	40	197	204	188	589	709
Anthony C. Eigenberg	bk200	15	168	177	156	501	546
Jared J. Samuelson	bk215	0	184	239	238	661	661
			====	====	====	====	====
Scratch Total			860	931	897	2688	2688
Handicap			177	177	177		531
Total			1037	1108	1074	2688	3219
Team Points Won			5.0	5.0	5.0	20.0	20.0
Match Points Won			2.0	3.0	3.0	11.0	11.0
Total Points Won			7.0	8.0	8.0	31.0	31.0

Lane 3 3 - Common Cents Bookkeeping

Week 1 9/8/2025

Name	Avg	Old HDCP	Old -1-	Old -2-	Old -3-	Total	HDCP Total
Justin M. Hodges	bk173	42	207	152	162	521	647
Shawn E. Mizner	bk182	33	197	163	174	534	633
Tyler L. Mizner	bk187	28	172	205	167	544	628
Michael G. Marcellus	bk197	18	168	174	180	522	576
Austin M. Longmore	bk195	20	144	175	157	476	536
			====	====	====	====	====
Scratch Total			888	869	840	2597	2597
Handicap			141	141	141		423
Total			1029	1010	981	2597	3020
Team Points Won			5.0	5.0	0.0	15.0	15.0
Match Points Won			2.0	4.0	1.0	10.0	10.0
Total Points Won			7.0	9.0	1.0	25.0	25.0

Lane 4 4 - AB Service & Repair

Week 1 9/8/2025

Name	Avg	Old HDCP	Old -1-	Old -2-	Old -3-	Total	HDCP Total
Mike Brown	bk192	23	175	164	202	541	610
Kodie D. Kershner	114	101	113	85	144	342	645
Cody D. Bristow	bk173	42	169	147	156	472	598
Kurt L. Schmidt	bk196	19	198	185	189	572	629
Dan Schmidt	bk209	6	175	126	138	439	457
			====	====	====	====	====
Scratch Total			830	707	829	2366	2366
Handicap			191	191	191		573
Total			1021	898	1020	2366	2939
Team Points Won			0.0	0.0	5.0	5.0	5.0
Match Points Won			3.0	1.0	4.0	10.0	10.0
Total Points Won			3.0	1.0	9.0	15.0	15.0

Lane 5 5 - West

Week 1 9/8/2025

Name	Avg	Old HDCP	Old -1-	Old -2-	Old -3-	Total	HDCP Total
Bob Stevens	bk161	54	154	112	154	420	582
Johnny L. Nikkila	bk178	37	179	158	156	493	604
Ivan D. Stones	bk171	44	133	151	126	410	542
Gary D. Hatcher	bk179	36	181	143	150	474	582
Gordon E. Thiessen	bk226	0	222	258	190	670	670
			====	====	====	====	====
Scratch Total			869	822	776	2467	2467
Handicap			171	171	171		513
Total			1040	993	947	2467	2980
Team Points Won			5.0	0.0	0.0	5.0	5.0
Match Points Won			4.0	1.0	2.0	9.0	9.0
Total Points Won			9.0	1.0	2.0	14.0	14.0

Lane 6 6 - Crash Test Brisbins

Week 1 9/8/2025

Name	Avg	Old HDCP	Old -1-	Old -2-	Old -3-	Total	HDCP Total
Tom Richmond	bk199	16	188	233	196	617	665
Jason D. Stubbs	bk183	32	159	165	178	502	598
Chuck M. Brisbin	bk211	4	195	200	157	552	564
Jeremy D. Sklenar	bk208	7	202	236	185	623	644
Ryan E. Walton	bk207	8	212	172	170	554	578
			====	====	====	====	====
Scratch Total			956	1006	886	2848	2848
Handicap			67	67	67		201
Total			1023	1073	953	2848	3049
Team Points Won			0.0	5.0	5.0	15.0	15.0
Match Points Won			1.0	4.0	3.0	11.0	11.0
Total Points Won			1.0	9.0	8.0	26.0	26.0

Classic 2025-26

Lane 7 7 - Kennedy Arborcare Week 1 9/8/2025

Name	Old Avg	Old HDCP	-1-	-2-	-3-	Total	HDCP Total
Andrew J. Kennedy	bk142	73	128	116	138	382	601
Mike McCollough	bk161	54	122	166	117	405	567
Brandon M. Conyers	bk190	25	167	157	196	520	595
Kevin L. Wise	bk187	28	194	182	193	569	653
Masato M. Sugita	bk189	26	229	191	212	632	710
			====	====	====	====	====
Scratch Total			840	812	856	2508	2508
Handicap			206	206	206		618
Total			1046	1018	1062	2508	3126
Team Points Won			5.0	5.0	5.0	20.0	20.0
Match Points Won			2.0	3.0	4.0	13.0	13.0
Total Points Won			7.0	8.0	9.0	33.0	33.0

Lane 8 8 - Sorensen Group Week 1 9/8/2025

Name	Old Avg	Old HDCP	-1-	-2-	-3-	Total	HDCP Total
Doug Giles	bk177	38	128	155	126	409	523
Chris R. Lytle	bk166	49	147	141	160	448	595
Jeff A. Fruhling	bk190	25	177	169	160	506	581
Josh K. Krolikowski	bk191	24	211	172	164	547	619
Jeremy J. Dalland	bk220	0	161	202	232	595	595
			====	====	====	====	====
Scratch Total			824	839	842	2505	2505
Handicap			136	136	136		408
Total			960	975	978	2505	2913
Team Points Won			0.0	0.0	0.0	0.0	0.0
Match Points Won			3.0	2.0	1.0	7.0	7.0
Total Points Won			3.0	2.0	1.0	7.0	7.0

Lane 9 9 - Little Mexico Restaurant Week 1 9/8/2025

Name	Old Avg	Old HDCP	-1-	-2-	-3-	Total	HDCP Total
JD Einspahr	bk131	84	138	114	128	380	632
Nolan P. Parr	bk128	87	132	127	115	374	635
Quentin S. Holliday	bk141	74	152	122	101	375	597
Trevor A. Roberts	bk155	60	114	125	183	422	602
Phillip O. White	108	107	115	124	85	324	645
			====	====	====	====	====
Scratch Total			651	612	612	1875	1875
Handicap			412	412	412		1236
Total			1063	1024	1024	1875	3111
Team Points Won			5.0	5.0	5.0	20.0	20.0
Match Points Won			4.0	3.5	2.0	14.0	14.0
Total Points Won			9.0	8.5	7.0	34.0	34.0

Lane 10 10 - Jack Lederman Co. Week 1 9/8/2025

Name	Old Avg	Old HDCP	-1-	-2-	-3-	Total	HDCP Total
Ron J. Studnicka	bk162	53	148	116	170	434	593
Eric R. Zikmund	bk197	18	192	149	182	523	577
Leroy H. Hoss	bk145	70	90	126	124	340	550
David D. Hibberd	bk188	27	149	194	178	521	602
Jarod D. Zikmund	bk214	1	215	200	192	607	610
			====	====	====	====	====
Scratch Total			794	785	846	2425	2425
Handicap			169	169	169		507
Total			963	954	1015	2425	2932
Team Points Won			0.0	0.0	0.0	0.0	0.0
Match Points Won			1.0	1.5	3.0	6.0	6.0
Total Points Won			1.0	1.5	3.0	6.0	6.0

Lane 11 11 - Kirkland Siding Week 1 9/8/2025

Name	Old Avg	Old HDCP	-1-	-2-	-3-	Total	HDCP Total
Bill Kirkland	bk156	59	172	170	136	478	655
Keith J. Smith	bk180	35	171	201	210	582	687
Bobby Turner Jr	bk172	43	141	180	193	514	643
Lane E. Riffey	bk178	37	168	154	136	458	569
Brad M. Olson	bk204	11	212	246	177	635	668
			====	====	====	====	====
Scratch Total			864	951	852	2667	2667
Handicap			185	185	185		555
Total			1049	1136	1037	2667	3222
Team Points Won			0.0	5.0	0.0	5.0	5.0
Match Points Won			1.0	4.0	1.0	7.0	7.0
Total Points Won			1.0	9.0	1.0	12.0	12.0

Lane 12 12 - Peerless Machine Week 1 9/8/2025

Name	Old Avg	Old HDCP	-1-	-2-	-3-	Total	HDCP Total
Brooks D. Paul	bk123	92	166	125	199	490	766
Carter S. Krause	128	87	104	110	171	385	646
Jacob M. Rodriguez	92	123	108	89	80	277	646
Alex J. Peden	bk160	55	186	161	162	509	674
Jake Peden	bk166	49	199	193	158	550	697
			====	====	====	====	====
Scratch Total			763	678	770	2211	2211
Handicap			406	406	406		1218
Total			1169	1084	1176	2211	3429
Team Points Won			5.0	0.0	5.0	15.0	15.0
Match Points Won			4.0	1.0	4.0	13.0	13.0
Total Points Won			9.0	1.0	9.0	28.0	28.0

Classic 2025-26

Big Apple Fun Center

Note: This report includes information through September 8 which is Week 1 of 32

Match Points Won (This Week) -- Week 1

Lane 1 6 - Crash Test Brisbins Week 1 9/8/2025

Name	Last Wk Won	Last Wk Lost	HDCP -1-	HDCP -2-	HDCP -3-	HDCP Total
			204	249	212	665
			191	197	210	598
			199	204	161	564
			209	243	192	644
			220	180	178	578
=====						
Scratch Total			956	1006	886	2848
Handicap			67	67	67	201
Total			1023	1073	953	3049
Team Points Won			0.0	0.0	0.0	0.0
Match Points Won			3.0	2.0	2.0	9.0
Total Points Won			3.0	2.0	2.0	9.0

Lane 2 2 - Cornhusker Ag/Rising Ag Week 1 9/8/2025

Name	Last Wk Won	Last Wk Lost	HDCP -1-	HDCP -2-	HDCP -3-	HDCP Total
Doug Samuelson		4.0	188	204	187	579
Javan D. Clement	4.0		245	229	250	724
Danny Jeffryes	4.0		237	244	228	709
Anthony C. Eigenberg		4.0	183	192	171	546
Jared J. Samuelson	3.0	1.0	184	239	238	661
=====						
Scratch Total			860	931	897	2688
Handicap			177	177	177	531
Total			1037	1108	1074	3219
Team Points Won			5.0	5.0	5.0	20.0
Match Points Won			2.0	3.0	3.0	11.0
Total Points Won			7.0	8.0	8.0	31.0

Lane 3 3 - Common Cents Bookkeeping Week 1 9/8/2025

Name	Last Wk Won	Last Wk Lost	HDCP -1-	HDCP -2-	HDCP -3-	HDCP Total
Justin M. Hodges	3.0	1.0	249	194	204	647
Shawn E. Mizner	2.0	2.0	230	196	207	633
Tyler L. Mizner	2.0	2.0	200	233	195	628
Michael G. Marcellus		4.0	186	192	198	576
Austin M. Longmore	3.0	1.0	164	195	177	536
=====						
Scratch Total			888	869	840	2597
Handicap			141	141	141	423
Total			1029	1010	981	3020
Team Points Won			5.0	5.0	0.0	15.0
Match Points Won			2.0	4.0	1.0	10.0
Total Points Won			7.0	9.0	1.0	25.0

Lane 4 4 - AB Service & Repair Week 1 9/8/2025

Name	Last Wk Won	Last Wk Lost	HDCP -1-	HDCP -2-	HDCP -3-	HDCP Total
Mike Brown	1.0	3.0	198	187	225	610
Kodie D. Kershner	2.0	2.0	214	186	245	645
Cody D. Bristow	2.0	2.0	211	189	198	598
Kurt L. Schmidt	4.0		217	204	208	629
Dan Schmidt	1.0	3.0	181	132	144	457
=====						
Scratch Total			830	707	829	2366
Handicap			191	191	191	573
Total			1021	898	1020	2939
Team Points Won			0.0	0.0	5.0	5.0
Match Points Won			3.0	1.0	4.0	10.0
Total Points Won			3.0	1.0	9.0	15.0

Lane 5 5 - West Week 1 9/8/2025

Name	Last Wk Won	Last Wk Lost	HDCP -1-	HDCP -2-	HDCP -3-	HDCP Total
Bob Stevens	1.0	3.0	208	166	208	582
Johnny L. Nikkila	2.0	2.0	216	195	193	604
Ivan D. Stones	1.0	3.0	177	195	170	542
Gary D. Hatcher	1.0	3.0	217	179	186	582
Gordon E. Thiessen	4.0		222	258	190	670
=====						
Scratch Total			869	822	776	2467
Handicap			171	171	171	513
Total			1040	993	947	2980
Team Points Won			5.0	0.0	0.0	5.0
Match Points Won			4.0	1.0	2.0	9.0
Total Points Won			9.0	1.0	2.0	14.0

Lane 6 6 - Crash Test Brisbins Week 1 9/8/2025

Name	Last Wk Won	Last Wk Lost	HDCP -1-	HDCP -2-	HDCP -3-	HDCP Total
Tom Richmond	3.0	1.0	204	249	212	665
Jason D. Stubbs	2.0	2.0	191	197	210	598
Chuck M. Brisbin	3.0	1.0	199	204	161	564
Jeremy D. Sklenar	3.0	1.0	209	243	192	644
Ryan E. Walton		4.0	220	180	178	578
=====						
Scratch Total			956	1006	886	2848
Handicap			67	67	67	201
Total			1023	1073	953	3049
Team Points Won			0.0	5.0	5.0	15.0
Match Points Won			1.0	4.0	3.0	11.0
Total Points Won			1.0	9.0	8.0	26.0

Classic 2025-26

Note: This report includes information through September 8 which is Week 1 of 32

Lane 7 7 - Kennedy Arborcare Week 1 9/8/2025

Name	Last Wk Won	Last Wk Lost	HDCP -1-	HDCP -2-	HDCP -3-	HDCP Total
Andrew J. Kennedy	3.0	1.0	201	189	211	601
Mike McCollough	1.0	3.0	176	220	171	567
Brandon M. Conyers	2.0	2.0	192	182	221	595
Kevin L. Wise	3.0	1.0	222	210	221	653
Masato M. Sugita	4.0		255	217	238	710
Scratch Total			840	812	856	2508
Handicap			206	206	206	618
Total			1046	1018	1062	3126
Team Points Won			5.0	5.0	5.0	20.0
Match Points Won			2.0	3.0	4.0	13.0
Total Points Won			7.0	8.0	9.0	33.0

Lane 8 8 - Sorensen Group Week 1 9/8/2025

Name	Last Wk Won	Last Wk Lost	HDCP -1-	HDCP -2-	HDCP -3-	HDCP Total
Doug Giles	1.0	3.0	166	193	164	523
Chris R. Lytle	3.0	1.0	196	190	209	595
Jeff A. Fruhling	2.0	2.0	202	194	185	581
Josh K. Krolikowski	1.0	3.0	235	196	188	619
Jeremy J. Dalland		4.0	161	202	232	595
Scratch Total			824	839	842	2505
Handicap			136	136	136	408
Total			960	975	978	2913
Team Points Won			0.0	0.0	0.0	0.0
Match Points Won			3.0	2.0	1.0	7.0
Total Points Won			3.0	2.0	1.0	7.0

Lane 9 9 - Little Mexico Restaurant Week 1 9/8/2025

Name	Last Wk Won	Last Wk Lost	HDCP -1-	HDCP -2-	HDCP -3-	HDCP Total
JD Einspahr	3.0	1.0	222	198	212	632
Nolan P. Parr	4.0		219	214	202	635
Quentin S. Holliday	2.5	1.5	226	196	175	597
Trevor A. Roberts	1.5	2.5	174	185	243	602
Phillip O. White	3.0	1.0	222	231	192	645
Scratch Total			651	612	612	1875
Handicap			412	412	412	1236
Total			1063	1024	1024	3111
Team Points Won			5.0	5.0	5.0	20.0
Match Points Won			4.0	3.5	2.0	14.0
Total Points Won			9.0	8.5	7.0	34.0

Lane 10 10 - Jack Lederman Co. Week 1 9/8/2025

Name	Last Wk Won	Last Wk Lost	HDCP -1-	HDCP -2-	HDCP -3-	HDCP Total
Ron J. Studnicka	1.0	3.0	201	169	223	593
Eric R. Zikmund		4.0	210	167	200	577
Leroy H. Hoss	1.5	2.5	160	196	194	550
David D. Hibberd	2.5	1.5	176	221	205	602
Jarod D. Zikmund	1.0	3.0	216	201	193	610
Scratch Total			794	785	846	2425
Handicap			169	169	169	507
Total			963	954	1015	2932
Team Points Won			0.0	0.0	0.0	0.0
Match Points Won			1.0	1.5	3.0	6.0
Total Points Won			1.0	1.5	3.0	6.0

Lane 11 11 - Kirkland Siding Week 1 9/8/2025

Name	Last Wk Won	Last Wk Lost	HDCP -1-	HDCP -2-	HDCP -3-	HDCP Total
Bill Kirkland	1.0	3.0	231	229	195	655
Keith J. Smith	3.0	1.0	206	236	245	687
Bobby Turner Jr	2.0	2.0	184	223	236	643
Lane E. Riffey		4.0	205	191	173	569
Brad M. Olson	1.0	3.0	223	257	188	668
Scratch Total			864	951	852	2667
Handicap			185	185	185	555
Total			1049	1136	1037	3222
Team Points Won			0.0	5.0	0.0	5.0
Match Points Won			1.0	4.0	1.0	7.0
Total Points Won			1.0	9.0	1.0	12.0

Lane 12 12 - Peerless Machine Week 1 9/8/2025

Name	Last Wk Won	Last Wk Lost	HDCP -1-	HDCP -2-	HDCP -3-	HDCP Total
Brooks D. Paul	3.0	1.0	258	217	291	766
Carter S. Krause	1.0	3.0	191	197	258	646
Jacob M. Rodriguez	2.0	2.0	231	212	203	646
Alex J. Peden	4.0		241	216	217	674
Jake Peden	3.0	1.0	248	242	207	697
Scratch Total			763	678	770	2211
Handicap			406	406	406	1218
Total			1169	1084	1176	3429
Team Points Won			5.0	0.0	5.0	15.0
Match Points Won			4.0	1.0	4.0	13.0
Total Points Won			9.0	1.0	9.0	28.0

Classic 2025-26

Big Apple Fun Center

* Bowlers listed must have a minimum of 1 games.

Match Points Won (Total for Year)

Name	Points		%Won	Avg	Gms	Name	Points		%Won	Avg	Gms
	Won	Lost					Won	Lost			
Alex J. Peden	4.0		100.00%	bk160	3	Jason D. Stubbs	2.0	2.0	50.00%	bk183	3
Nolan P. Parr	4.0		100.00%	bk128	3	Jeff A. Fruhling	2.0	2.0	50.00%	bk190	3
Gordon E. Thiessen	4.0		100.00%	bk226	3	Brandon M. Conyers	2.0	2.0	50.00%	bk190	3
Masato M. Sugita	4.0		100.00%	bk189	3	Cody D. Bristow	2.0	2.0	50.00%	bk173	3
Kurt L. Schmidt	4.0		100.00%	bk196	3	Jacob M. Rodriguez	2.0	2.0	50.00%	92	3
Danny Jeffryes	4.0		100.00%	bk175	3	Trevor A. Roberts	1.5	2.5	37.50%	bk155	3
Javan D. Clement	4.0		100.00%	bk168	3	Leroy H. Hoss	1.5	2.5	37.50%	bk145	3
Austin M. Longmore	3.0	1.0	75.00%	bk195	3	Doug Giles	1.0	3.0	25.00%	bk177	3
JD Einspahr	3.0	1.0	75.00%	bk131	3	Bob Stevens	1.0	3.0	25.00%	bk161	3
Phillip O. White	3.0	1.0	75.00%	108	3	Ivan D. Stones	1.0	3.0	25.00%	bk171	3
Andrew J. Kennedy	3.0	1.0	75.00%	bk142	3	Gary D. Hatcher	1.0	3.0	25.00%	bk179	3
Chris R. Lytle	3.0	1.0	75.00%	bk166	3	Ron J. Studnicka	1.0	3.0	25.00%	bk162	3
Kevin L. Wise	3.0	1.0	75.00%	bk187	3	Josh K. Krolikowski	1.0	3.0	25.00%	bk191	3
Jake Peden	3.0	1.0	75.00%	bk166	3	Mike McCollough	1.0	3.0	25.00%	bk161	3
Tom Richmond	3.0	1.0	75.00%	bk199	3	Mike Brown	1.0	3.0	25.00%	bk192	3
Chuck M. Brisbin	3.0	1.0	75.00%	bk211	3	Carter S. Krause	1.0	3.0	25.00%	128	3
Brooks D. Paul	3.0	1.0	75.00%	bk123	3	Jarod D. Zikmund	1.0	3.0	25.00%	bk214	3
Justin M. Hodges	3.0	1.0	75.00%	bk173	3	Dan Schmidt	1.0	3.0	25.00%	bk209	3
Jared J. Samuelson	3.0	1.0	75.00%	bk215	3	Brad M. Olson	1.0	3.0	25.00%	bk204	3
Jeremy D. Sklenar	3.0	1.0	75.00%	bk208	3	Bill Kirkland	1.0	3.0	25.00%	bk156	3
Keith J. Smith	3.0	1.0	75.00%	bk180	3	Jeremy J. Dalland		4.0	0.00%	bk220	3
Quentin S. Holliday	2.5	1.5	62.50%	bk141	3	Lane E. Riffey		4.0	0.00%	bk178	3
David D. Hibberd	2.5	1.5	62.50%	bk188	3	Michael G. Marcellus		4.0	0.00%	bk197	3
Kodie D. Kershner	2.0	2.0	50.00%	114	3	Ryan E. Walton		4.0	0.00%	bk207	3
Shawn E. Mizner	2.0	2.0	50.00%	bk182	3	Doug Samuelson		4.0	0.00%	bk140	3
Tyler L. Mizner	2.0	2.0	50.00%	bk187	3	Anthony C. Eigenberg		4.0	0.00%	bk200	3
Johnny L. Nikkila	2.0	2.0	50.00%	bk178	3	Eric R. Zikmund		4.0	0.00%	bk197	3
Bobby Turner Jr	2.0	2.0	50.00%	bk172	3						

Classic 2025-26

Big Apple Fun Center

* Bowlers listed must have a minimum of 1 games.

Change in Average

Name	-----Old-----		Old					---Average Change---			Weekly Over Avg	
	Pins	Games	Avg	-1-	-2-	-3-	Total	New	Old	---> +/-	Series Avg +/-	
Chuck M. Brisbin	0	0	bk211	195	200	157	552	184.00	-	0.00	= 184.00	552 - 633=-81
Cody D. Bristow	0	0	bk173	169	147	156	472	157.33	-	0.00	= 157.33	472 - 519=-47
Mike Brown	0	0	bk192	175	164	202	541	180.33	-	0.00	= 180.33	541 - 576=-35
Javan D. Clement	0	0	bk168	198	182	203	583	194.33	-	0.00	= 194.33	583 - 504=79
Brandon M. Conyers	0	0	bk190	167	157	196	520	173.33	-	0.00	= 173.33	520 - 570=-50
Jeremy J. Dalland	0	0	bk220	161	202	232	595	198.33	-	0.00	= 198.33	595 - 660=-65
Anthony C. Eigenberg	0	0	bk200	168	177	156	501	167.00	-	0.00	= 167.00	501 - 600=-99
JD Einspahr	0	0	bk131	138	114	128	380	126.67	-	0.00	= 126.67	380 - 393=-13
Jeff A. Fruhling	0	0	bk190	177	169	160	506	168.67	-	0.00	= 168.67	506 - 570=-64
Doug Giles	0	0	bk177	128	155	126	409	136.33	-	0.00	= 136.33	409 - 531=-122
Gary D. Hatcher	0	0	bk179	181	143	150	474	158.00	-	0.00	= 158.00	474 - 537=-63
David D. Hibberd	0	0	bk188	149	194	178	521	173.67	-	0.00	= 173.67	521 - 564=-43
Justin M. Hodges	0	0	bk173	207	152	162	521	173.67	-	0.00	= 173.67	521 - 519=2
Quentin S. Holliday	0	0	bk141	152	122	101	375	125.00	-	0.00	= 125.00	375 - 423=-48
Leroy H. Hoss	0	0	bk145	90	126	124	340	113.33	-	0.00	= 113.33	340 - 435=-95
Danny Jeffryes	0	0	bk175	197	204	188	589	196.33	-	0.00	= 196.33	589 - 525=64
Andrew J. Kennedy	0	0	bk142	128	116	138	382	127.33	-	0.00	= 127.33	382 - 426=-44
Kodie D. Kershner	0	0	114	113	85	144	342	114.00	-	0.00	= 114.00	342 - 342=0
Bill Kirkland	0	0	bk156	172	170	136	478	159.33	-	0.00	= 159.33	478 - 468=10
Carter S. Krause	0	0	128	104	110	171	385	128.33	-	0.00	= 128.33	385 - 384=1
Josh K. Krolikowski	0	0	bk191	211	172	164	547	182.33	-	0.00	= 182.33	547 - 573=-26
Austin M. Longmore	0	0	bk195	144	175	157	476	158.67	-	0.00	= 158.67	476 - 585=-109
Chris R. Lytle	0	0	bk166	147	141	160	448	149.33	-	0.00	= 149.33	448 - 498=-50
Michael G. Marcellus	0	0	bk197	168	174	180	522	174.00	-	0.00	= 174.00	522 - 591=-69
Mike McCollough	0	0	bk161	122	166	117	405	135.00	-	0.00	= 135.00	405 - 483=-78
Shawn E. Mizner	0	0	bk182	197	163	174	534	178.00	-	0.00	= 178.00	534 - 546=-12
Tyler L. Mizner	0	0	bk187	172	205	167	544	181.33	-	0.00	= 181.33	544 - 561=-17
Johnny L. Nikkila	0	0	bk178	179	158	156	493	164.33	-	0.00	= 164.33	493 - 534=-41
Brad M. Olson	0	0	bk204	212	246	177	635	211.67	-	0.00	= 211.67	635 - 612=23
Nolan P. Parr	0	0	bk128	132	127	115	374	124.67	-	0.00	= 124.67	374 - 384=-10
Brooks D. Paul	0	0	bk123	166	125	199	490	163.33	-	0.00	= 163.33	490 - 369=121
Alex J. Peden	0	0	bk160	186	161	162	509	169.67	-	0.00	= 169.67	509 - 480=29
Jake Peden	0	0	bk166	199	193	158	550	183.33	-	0.00	= 183.33	550 - 498=52
Tom Richmond	0	0	bk199	188	233	196	617	205.67	-	0.00	= 205.67	617 - 597=20
Lane E. Riffey	0	0	bk178	168	154	136	458	152.67	-	0.00	= 152.67	458 - 534=-76
Trevor A. Roberts	0	0	bk155	114	125	183	422	140.67	-	0.00	= 140.67	422 - 465=-43
Jacob M. Rodriguez	0	0	92	108	89	80	277	92.33	-	0.00	= 92.33	277 - 276=1

Classic 2025-26

Name	-----Old-----		Old					---Average Change---			Weekly Over Avg	
	Pins	Games	Avg	-1-	-2-	-3-	Total	New	Old	---> +/-	Series Avg +/-	
Doug Samuelson	0	0	bk140	113	129	112	354	118.00	-	0.00	= 118.00	354 - 420=-66
Jared J. Samuelson	0	0	bk215	184	239	238	661	220.33	-	0.00	= 220.33	661 - 645=16
Dan Schmidt	0	0	bk209	175	126	138	439	146.33	-	0.00	= 146.33	439 - 627=-188
Kurt L. Schmidt	0	0	bk196	198	185	189	572	190.67	-	0.00	= 190.67	572 - 588=-16
Jeremy D. Sklenar	0	0	bk208	202	236	185	623	207.67	-	0.00	= 207.67	623 - 624=-1
Keith J. Smith	0	0	bk180	171	201	210	582	194.00	-	0.00	= 194.00	582 - 540=42
Bob Stevens	0	0	bk161	154	112	154	420	140.00	-	0.00	= 140.00	420 - 483=-63
Ivan D. Stones	0	0	bk171	133	151	126	410	136.67	-	0.00	= 136.67	410 - 513=-103
Jason D. Stubbs	0	0	bk183	159	165	178	502	167.33	-	0.00	= 167.33	502 - 549=-47
Ron J. Studnicka	0	0	bk162	148	116	170	434	144.67	-	0.00	= 144.67	434 - 486=-52
Masato M. Sugita	0	0	bk189	229	191	212	632	210.67	-	0.00	= 210.67	632 - 567=65
Gordon E. Thiessen	0	0	bk226	222	258	190	670	223.33	-	0.00	= 223.33	670 - 678=-8
Bobby Turner Jr	0	0	bk172	141	180	193	514	171.33	-	0.00	= 171.33	514 - 516=-2
Ryan E. Walton	0	0	bk207	212	172	170	554	184.67	-	0.00	= 184.67	554 - 621=-67
Phillip O. White	0	0	108	115	124	85	324	108.00	-	0.00	= 108.00	324 - 324=0
Kevin L. Wise	0	0	bk187	194	182	193	569	189.67	-	0.00	= 189.67	569 - 561=8
Eric R. Zikmund	0	0	bk197	192	149	182	523	174.33	-	0.00	= 174.33	523 - 591=-68
Jarod D. Zikmund	0	0	bk214	215	200	192	607	202.33	-	0.00	= 202.33	607 - 642=-35

Classic 2025-26

Big Apple Fun Center

* Bowlers listed must have a minimum of 1 games.

High Average Listing

	<u>Name</u>	<u>True Average</u>	<u>Pins</u>	<u>Gms</u>	<u>To Raise Avg +1</u>	<u>To Drop Avg -1</u>
1	Gordon E. Thiessen	223.33	670	3	674	667
2	Jared J. Samuelson	220.33	661	3	665	658
3	Brad M. Olson	211.67	635	3	637	630
4	Masato M. Sugita	210.67	632	3	634	627
5	Jeremy D. Sklenar	207.67	623	3	625	618
6	Tom Richmond	205.67	617	3	619	612
7	Jarod D. Zikmund	202.33	607	3	611	604
8	Jeremy J. Dalland	198.33	595	3	599	592
9	Danny Jeffryes	196.33	589	3	593	586
10	Javan D. Clement	194.33	583	3	587	580
11	Keith J. Smith	194.00	582	3	588	581
12	Kurt L. Schmidt	190.67	572	3	574	567
13	Kevin L. Wise	189.67	569	3	571	564
14	Ryan E. Walton	184.67	554	3	556	549
15	Chuck M. Brisbin	184.00	552	3	558	551
16	Jake Peden	183.33	550	3	554	547
17	Josh K. Krolikowski	182.33	547	3	551	544
18	Tyler L. Mizner	181.33	544	3	548	541
19	Mike Brown	180.33	541	3	545	538
20	Shawn E. Mizner	178.00	534	3	540	533
21	Eric R. Zikmund	174.33	523	3	527	520
22	Michael G. Marcellus	174.00	522	3	528	521
23	Justin M. Hodges	173.67	521	3	523	516
24	David D. Hibberd	173.67	521	3	523	516
25	Brandon M. Conyers	173.33	520	3	524	517
26	Bobby Turner Jr	171.33	514	3	518	511
27	Alex J. Peden	169.67	509	3	511	504
28	Jeff A. Fruhling	168.67	506	3	508	501
29	Jason D. Stubbs	167.33	502	3	506	499
30	Anthony C. Eigenberg	167.00	501	3	507	500
31	Johnny L. Nikkila	164.33	493	3	497	490
32	Brooks D. Paul	163.33	490	3	494	487
33	Bill Kirkland	159.33	478	3	482	475
34	Austin M. Longmore	158.67	476	3	478	471
35	Gary D. Hatcher	158.00	474	3	480	473
36	Cody D. Bristow	157.33	472	3	476	469
37	Lane E. Riffey	152.67	458	3	460	453
38	Chris R. Lytle	149.33	448	3	452	445
39	Dan Schmidt	146.33	439	3	443	436
40	Ron J. Studnicka	144.67	434	3	436	429
41	Trevor A. Roberts	140.67	422	3	424	417
42	Bob Stevens	140.00	420	3	426	419
43	Ivan D. Stones	136.67	410	3	412	405
44	Doug Giles	136.33	409	3	413	406
45	Mike McCollough	135.00	405	3	411	404
46	Carter S. Krause	128.33	385	3	389	382
47	Andrew J. Kennedy	127.33	382	3	386	379
48	JD Einspahr	126.67	380	3	382	375

Classic 2025-26

	Name	True Average	Pins	Gms	To Raise Avg +1	To Drop Avg -1
49	Quentin S. Holliday	125.00	375	3	381	374
50	Nolan P. Parr	124.67	374	3	376	369
51	Doug Samuelson	118.00	354	3	360	353
52	Kodie D. Kershner	114.00	342	3	348	341
53	Leroy H. Hoss	113.33	340	3	344	337
54	Phillip O. White	108.00	324	3	330	323
55	Jacob M. Rodriguez	92.33	277	3	281	274

Classic 2025-26

Big Apple Fun Center

* Bowlers listed must have a minimum of 1 games.

Most Pins Over Average

Name	-----Old-----		Old						---Average Change---			Weekly Over Avg
	Pins	Games	Avg	-1-	-2-	-3-	Total	New	Old	---> +/-	Series Avg +/-	
Brooks D. Paul	0	0	bk123	166	125	199	490	163.33	-	0.00	= 163.33	490 - 369=121
Javan D. Clement	0	0	bk168	198	182	203	583	194.33	-	0.00	= 194.33	583 - 504=79
Masato M. Sugita	0	0	bk189	229	191	212	632	210.67	-	0.00	= 210.67	632 - 567=65
Danny Jeffryes	0	0	bk175	197	204	188	589	196.33	-	0.00	= 196.33	589 - 525=64
Jake Peden	0	0	bk166	199	193	158	550	183.33	-	0.00	= 183.33	550 - 498=52
Keith J. Smith	0	0	bk180	171	201	210	582	194.00	-	0.00	= 194.00	582 - 540=42
Alex J. Peden	0	0	bk160	186	161	162	509	169.67	-	0.00	= 169.67	509 - 480=29
Brad M. Olson	0	0	bk204	212	246	177	635	211.67	-	0.00	= 211.67	635 - 612=23
Tom Richmond	0	0	bk199	188	233	196	617	205.67	-	0.00	= 205.67	617 - 597=20
Jared J. Samuelson	0	0	bk215	184	239	238	661	220.33	-	0.00	= 220.33	661 - 645=16
Bill Kirkland	0	0	bk156	172	170	136	478	159.33	-	0.00	= 159.33	478 - 468=10
Kevin L. Wise	0	0	bk187	194	182	193	569	189.67	-	0.00	= 189.67	569 - 561=8
Justin M. Hodges	0	0	bk173	207	152	162	521	173.67	-	0.00	= 173.67	521 - 519=2
Carter S. Krause	0	0	128	104	110	171	385	128.33	-	0.00	= 128.33	385 - 384=1
Jacob M. Rodriguez	0	0	92	108	89	80	277	92.33	-	0.00	= 92.33	277 - 276=1
Kodie D. Kershner	0	0	114	113	85	144	342	114.00	-	0.00	= 114.00	342 - 342=0
Phillip O. White	0	0	108	115	124	85	324	108.00	-	0.00	= 108.00	324 - 324=0
Jeremy D. Sklenar	0	0	bk208	202	236	185	623	207.67	-	0.00	= 207.67	623 - 624=-1
Bobby Turner Jr	0	0	bk172	141	180	193	514	171.33	-	0.00	= 171.33	514 - 516=-2
Gordon E. Thiessen	0	0	bk226	222	258	190	670	223.33	-	0.00	= 223.33	670 - 678=-8
Nolan P. Parr	0	0	bk128	132	127	115	374	124.67	-	0.00	= 124.67	374 - 384=-10
Shawn E. Mizner	0	0	bk182	197	163	174	534	178.00	-	0.00	= 178.00	534 - 546=-12
JD Einspahr	0	0	bk131	138	114	128	380	126.67	-	0.00	= 126.67	380 - 393=-13
Kurt L. Schmidt	0	0	bk196	198	185	189	572	190.67	-	0.00	= 190.67	572 - 588=-16
Tyler L. Mizner	0	0	bk187	172	205	167	544	181.33	-	0.00	= 181.33	544 - 561=-17
Josh K. Krolkowski	0	0	bk191	211	172	164	547	182.33	-	0.00	= 182.33	547 - 573=-26
Mike Brown	0	0	bk192	175	164	202	541	180.33	-	0.00	= 180.33	541 - 576=-35
Jarod D. Zikmund	0	0	bk214	215	200	192	607	202.33	-	0.00	= 202.33	607 - 642=-35
Johnny L. Nikkila	0	0	bk178	179	158	156	493	164.33	-	0.00	= 164.33	493 - 534=-41
Trevor A. Roberts	0	0	bk155	114	125	183	422	140.67	-	0.00	= 140.67	422 - 465=-43
David D. Hibberd	0	0	bk188	149	194	178	521	173.67	-	0.00	= 173.67	521 - 564=-43
Andrew J. Kennedy	0	0	bk142	128	116	138	382	127.33	-	0.00	= 127.33	382 - 426=-44
Jason D. Stubbs	0	0	bk183	159	165	178	502	167.33	-	0.00	= 167.33	502 - 549=-47
Cody D. Bristow	0	0	bk173	169	147	156	472	157.33	-	0.00	= 157.33	472 - 519=-47
Quentin S. Holliday	0	0	bk141	152	122	101	375	125.00	-	0.00	= 125.00	375 - 423=-48
Chris R. Lytle	0	0	bk166	147	141	160	448	149.33	-	0.00	= 149.33	448 - 498=-50
Brandon M. Conyers	0	0	bk190	167	157	196	520	173.33	-	0.00	= 173.33	520 - 570=-50

Classic 2025-26

Name	-----Old-----		Old					---Average Change---			Weekly Over Avg		
	Pins	Games	Avg	-1-	-2-	-3-	Total	New - Old	---> +/-	=	Series Avg +/-		
Ron J. Studnicka	0	0	bk162	148	116	170	434	144.67	-	0.00	=	144.67	434 - 486=-52
Bob Stevens	0	0	bk161	154	112	154	420	140.00	-	0.00	=	140.00	420 - 483=-63
Gary D. Hatcher	0	0	bk179	181	143	150	474	158.00	-	0.00	=	158.00	474 - 537=-63
Jeff A. Fruhling	0	0	bk190	177	169	160	506	168.67	-	0.00	=	168.67	506 - 570=-64
Jeremy J. Dalland	0	0	bk220	161	202	232	595	198.33	-	0.00	=	198.33	595 - 660=-65
Doug Samuelson	0	0	bk140	113	129	112	354	118.00	-	0.00	=	118.00	354 - 420=-66
Ryan E. Walton	0	0	bk207	212	172	170	554	184.67	-	0.00	=	184.67	554 - 621=-67
Eric R. Zikmund	0	0	bk197	192	149	182	523	174.33	-	0.00	=	174.33	523 - 591=-68
Michael G. Marcellus	0	0	bk197	168	174	180	522	174.00	-	0.00	=	174.00	522 - 591=-69
Lane E. Riffey	0	0	bk178	168	154	136	458	152.67	-	0.00	=	152.67	458 - 534=-76
Mike McCollough	0	0	bk161	122	166	117	405	135.00	-	0.00	=	135.00	405 - 483=-78
Chuck M. Brisbin	0	0	bk211	195	200	157	552	184.00	-	0.00	=	184.00	552 - 633=-81
Leroy H. Hoss	0	0	bk145	90	126	124	340	113.33	-	0.00	=	113.33	340 - 435=-95
Anthony C. Eigenberg	0	0	bk200	168	177	156	501	167.00	-	0.00	=	167.00	501 - 600=-99
Ivan D. Stones	0	0	bk171	133	151	126	410	136.67	-	0.00	=	136.67	410 - 513=-103
Austin M. Longmore	0	0	bk195	144	175	157	476	158.67	-	0.00	=	158.67	476 - 585=-109
Doug Giles	0	0	bk177	128	155	126	409	136.33	-	0.00	=	136.33	409 - 531=-122
Dan Schmidt	0	0	bk209	175	126	138	439	146.33	-	0.00	=	146.33	439 - 627=-188

Classic 2025-26

Big Apple Fun Center

This report is for scores bowled September 8 which is Week 1 of 32

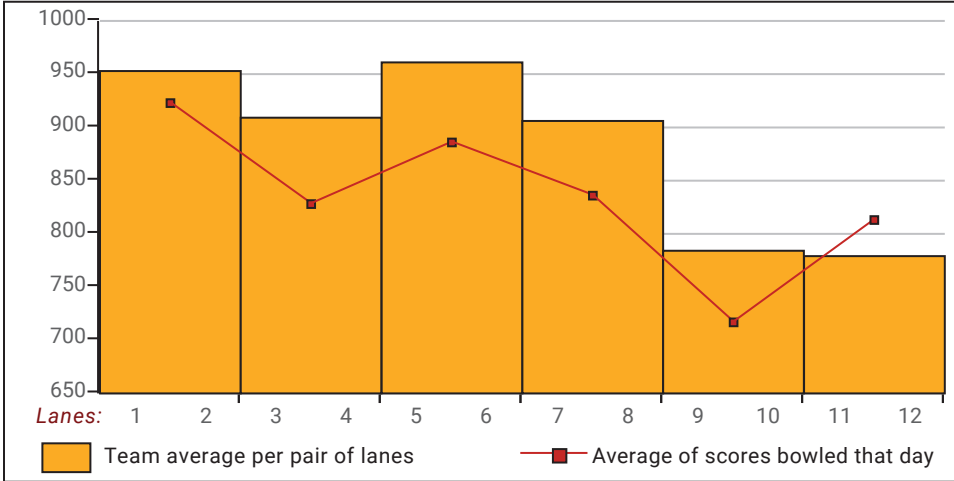
This Week's Statistics: Lefties vs Righties

Unless designated left handed, bowlers are considered right handed.

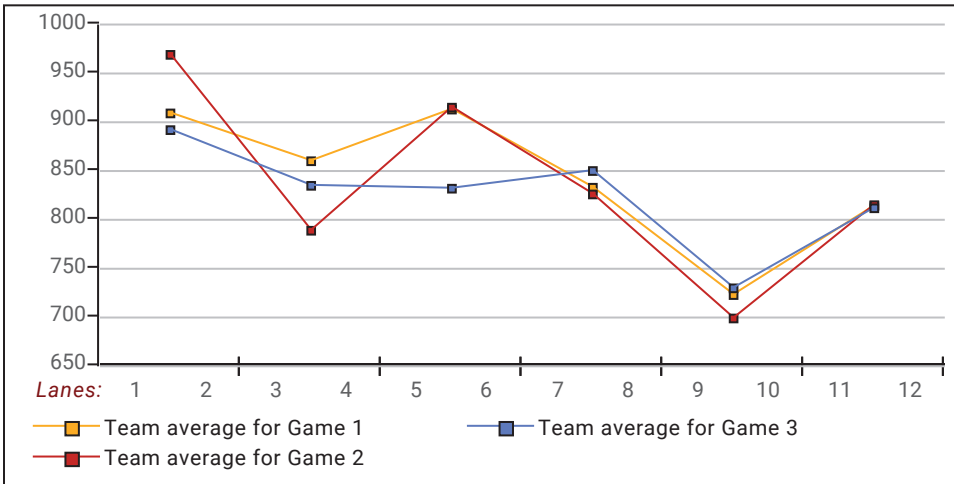
	Over All	Right	Left
How many people bowled	55	53	2
Number of games bowled	165	159	6
Actual average of week's scores	164.59	165.92	129.33
How many games above average	56	55	1
How many games below average	109	104	5
Pins above/below average per game	-9.59	-9.27	-18.17
How many people raised average	13	13	--
by this amount	13.62	13.62	0.00
How many people went down	38	36	2
by this amount	-18.56	-18.58	-18.17
League average before bowling	174.19	175.20	147.50
League average after bowling	164.59	165.92	129.33
Change in league average	-9.61	-9.28	-18.17
800s	--	--	--
775s	--	--	--
750s	--	--	--
725s	--	--	--
700s	--	--	--
675s	--	--	--
650s	2	2	--
625s	2	2	--
600s	3	3	--
575s	4	4	--
550s	5	5	--
525s	4	4	--
500s	10	10	--
475s	4	4	--
450s	3	3	--
425s	3	3	--
400s	5	4	1
below 400	10	9	1
300s	--	--	--
275s	--	--	--
250s	1	1	--
225s	7	7	--
200s	17	17	--
175s	41	40	1
150s	47	47	--
125s	28	26	2
100s	19	16	3
below 100	5	5	--

This report is for scores bowled September 8 which is Week 1 of 32

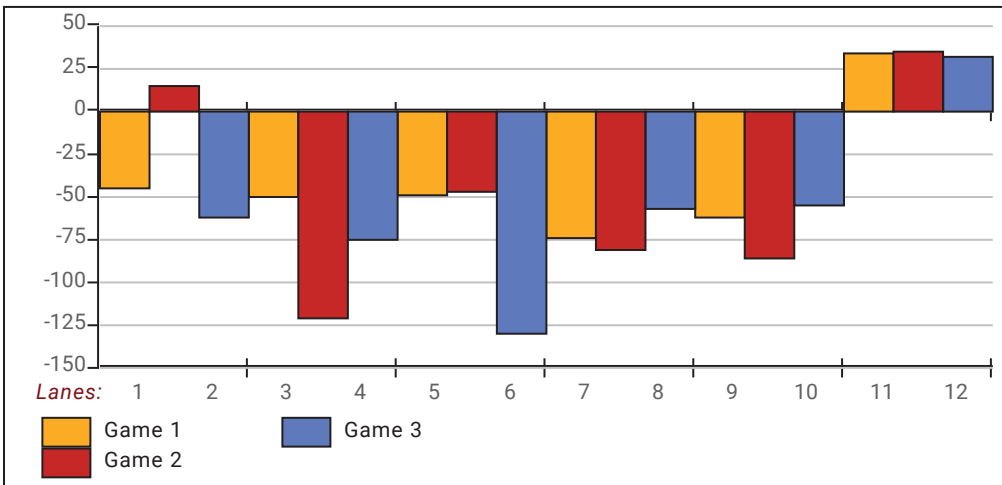
Team Average vs Avg of Scores



Average of Scores for Each Game

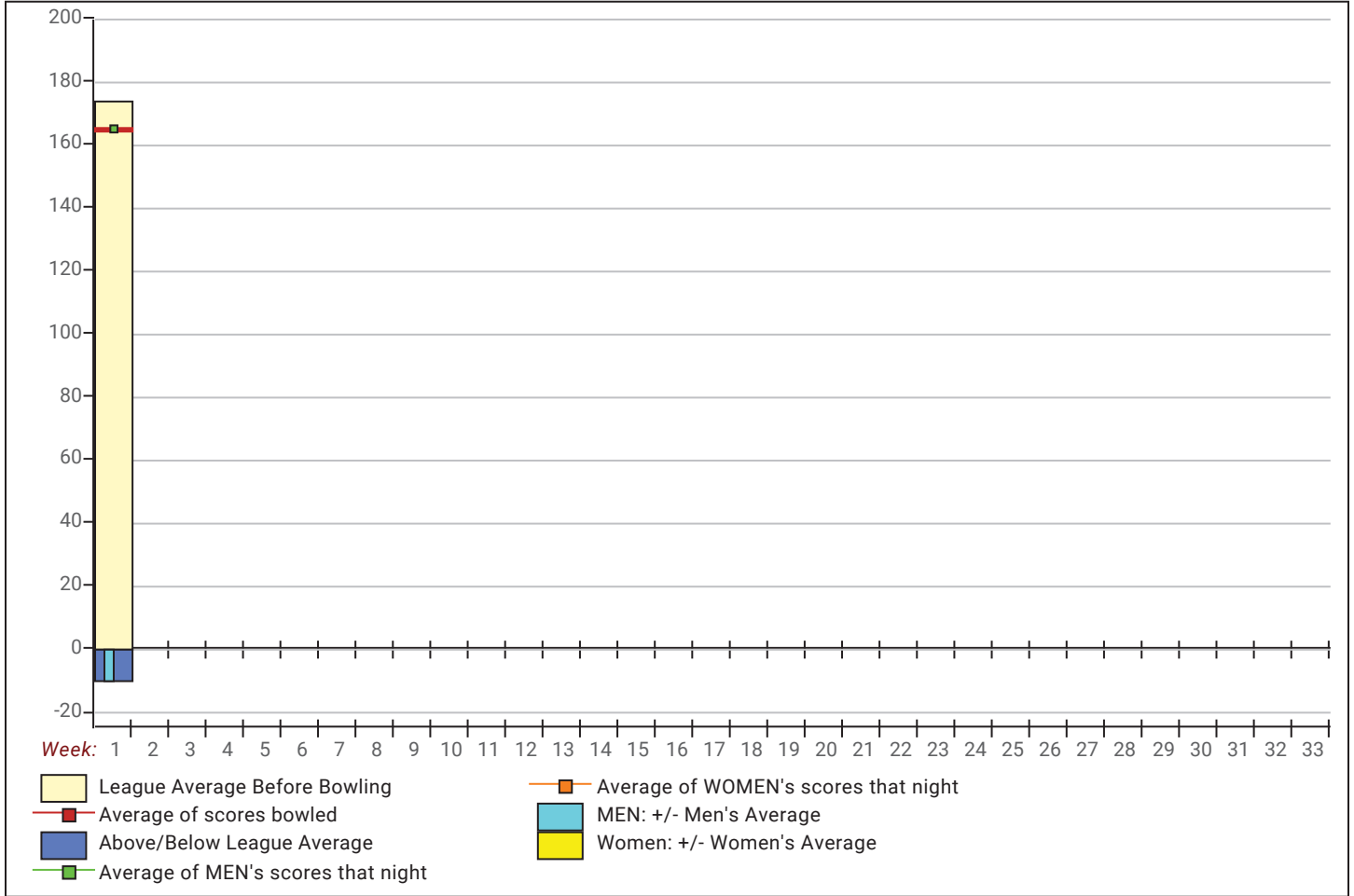


Amount Over/Under Team Average



This report is for scores bowled September 8 which is Week 1 of 32

League Average Week-by-Week



League Average Statistics for Last Week

	League	Right Hand	Left Hand
League Average Before Bowling	174.19	175.20	147.50
Average of scores bowled that night	164.59	165.92	129.33
New League Average After Bowling	164.59	165.92	129.33
Change in League Average	-9.61	-9.28	-18.17
People Who Bowled Over Average	13	13	
People Who Bowled Under Average	38	36	2
Average Amount of Series Over Avg	40.85	40.85	
Average Amount of Series Under Avg	-55.68	-55.75	-54.50
Difference Avg, NiteAvg	-9.59	-9.27	-18.17
Number of Bowlers	55	53	2
Number of Games Bowled	165	159	6
People Who Raised Their Average	13	13	
Raised By an Average of This Amount	13.62	13.62	
People Who Lowered Their Average	38	36	2
Lowered By an Average of This Amou	-18.56	-18.58	-18.17
Number of Games Bowled Over Avera	56	55	1
Number of Games Bowled Under Avera	109	104	5

Note: Averages are based only on people who bowled.

Press Release -- 9/9/2025

9/8/2025 Week 1 of 32

Classic 2025-26

Monday 6:30 pm

Big Apple Fun Center

Lanes 1 - 12

Team Standings

Place	Team Name	Avg p/gm	Points Won	Points Lost	Year-To-Date WON	Y-T-D LOST
1	Little Mexico Restaurant	625	34	6	34	6
2	Kennedy Arborcare	836	33	7	33	7
3	Cornhusker Ag/Rising Ag	896	31	9	31	9
4	Peerless Machine	737	28	12	28	12
5	Crash Test Brisbins	949	26	14	26	14
6	Common Cents Bookkeeping	865	25	15	25	15
7	AB Service & Repair	788	15	25	15	25
8	West	822	14	26	14	26
9	Kirkland Siding	889	12	28	12	28
10	Sorensen Group	835	7	33	7	33
11	Jack Lederman Co.	808	6	34	6	34
12	Draw Team	949	9	31	9	31

*** Although not shown, standings are determined by points only for the current split

Last Week's Top Scores

Scratch Game		Scratch Series		Handicap Game		Handicap Series	
258	Gordon Thiessen	670	Gordon Thiessen	291	Brooks Paul	766	Brooks Paul
246	Brad Olson	661	Jared Samuelson	258	Carter Krause	724	Javan Clement
239	Jared Samuelson	635	Brad Olson	258	Gordon Thiessen	710	Masato Sugita
236	Jeremy Sklenar	632	Masato Sugita	257	Brad Olson	709	Danny Jeffryes
233	Tom Richmond	623	Jeremy Sklenar	255	Masato Sugita	697	Jake Peden
232	Jeremy Dalland	617	Tom Richmond	250	Javan Clement	687	Keith Smith
229	Masato Sugita	607	Jarod Zikmund	249	Tom Richmond	674	Alex Peden
215	Jarod Zikmund	595	Jeremy Dalland	249	Justin Hodges	670	Gordon Thiessen
212	Ryan Walton	589	Danny Jeffryes	248	Jake Peden	668	Brad Olson
211	Josh Krolikowski	583	Javan Clement	245	Kodie Kershner	665	Tom Richmond
				245	Keith Smith		

Local and Bowling Center Awards

Name	USBC ID Number	Award Average	Award Games	G1	G2	G3	Series	Award Score	Award Received
Brooks D. Paul	9726-4344 USBC	123	93	166	125	199	490	199	175 Game (Local Assoc. Awards)
	9726-4344 USBC	123	93	166	125	199	490	199	75 Pins Over Average (Local Assoc. Awards)
Masato M. Sugita	9726-4328 USBC	189	90	229	191	212	632	229	225 Game (Local Assoc. Awards)