

## Team 14: Jack Lederman Co.

Name	Avg HDCP		Pins Gms		True Average	To Raise Avg +1	High Game	High Sers	HDCP Game	HDCP Sers	Most Improved Avg +/-	
Ron J. Studnicka	157	58	6631	42	157.88	479	223	544	283	724	149	+8.88
Trevor D. Hibberd	174	41	6815	39	174.74	535	264	567	317	726	175	-0.26
Leroy H. Hoss	148	67	6662	45	148.04	490	193	486	258	696	145	+3.04
David D. Hibberd	186	29	6707	36	186.31	586	247	642	281	744	185	+1.31
Jarod D. Zikmund	207	8	8101	39	207.72	635	279	695	293	737	213	-5.28
Eric R. Zikmund	192	23	3470	18	192.78	583	255	659	282	740		

## Team History

Week No.	Bowling Date	Opp. Team	-1-	-2-	-3-	Total	Avg p/gm	Last Wk WON	Last Wk Lost	Points Won	Points Lost	High Game	High Sers	HDCP Game	HDCP Sers
1	09/09/24	13	847	810	954	2611	870	23½	16½	23½	16½	954	2611	1177	3280
2	09/16/24	4	691	908	722	2321	822	12	28	35½	44½	954	2611	1177	3280
3	09/23/24	5	826	1008	886	2720	850	14	26	49½	70½	1008	2720	1238	3410
4	09/30/24	7	938	765	786	2489	845	11	29	60½	99½	1008	2720	1238	3410
5	10/07/24	1	872	946	842	2660	853	7½	32½	68	132	1008	2720	1238	3410
6	10/14/24	11	848	1016	1031	2895	872	30½	9½	98½	141½	1031	2895	1238	3410
7	10/21/24	3	816	813	940	2569	869	11	29	109½	170½	1031	2895	1238	3410
8	10/28/24	2	884	722	863	2469	863	16	24	125½	194½	1031	2895	1238	3410
9	11/04/24	6	878	828	874	2580	863	27	13	152½	207½	1031	2895	1238	3410
10	11/11/24	13	835	1001	875	2711	867	27	13	179½	220½	1031	2895	1238	3410

### End of 1st split

11	11/18/24	8	864	890	900	2654	869	13	27	13	27	1031	2895	1238	3410
12	11/25/24	9	888	896	956	2740	872	18	22	31	49	1031	2895	1238	3410
13	12/02/24	12	805	873	881	2559	871	4	36	35	85	1031	2895	1238	3410
14	12/09/24	10	844	913	936	2693	873	25	15	60	100	1031	2895	1238	3410
15	12/16/24	13	938	937	820	2695	874	12	28	72	128	1031	2895	1238	3410

Note: This report includes information through December 16 which is Week 15 of 32

## Ron J. Studnicka's Bowling Record - Team 14: Jack Lederman Co.

Week No.	Bowling Date	Old Avg	Old HDCP	Scores				HDCP Total	Pins Gms		---Average Change---			High Game	High Sers	HDCP Game	HDCP Sers		
				-1-	-2-	-3-	Total		Total	Gms	New	Old	+/-						
1	09/09/24	bk151	64	147	150	171	468	660	468	3	156.00	-	0.00	=	156.00	171	468	235	660
2	09/16/24	bk151	64	147	168	121	436	628	904	6	150.67	-	156.00	=	-5.33	171	468	235	660
3	09/23/24	bk151	64	169	114	156	439	631	1343	9	149.22	-	150.67	=	-1.44	171	468	235	660
4	09/30/24	149	66	183	130	128	441	639	1784	12	148.67	-	149.22	=	-0.56	183	468	249	660
5	10/07/24	148	67	149	177	128	454	655	2238	15	149.20	-	148.67	=	0.53	183	468	249	660
6	10/14/24	149	0				0	0	2238	15	149.20	-	149.20	=	0.00	183	468	249	660
7	10/21/24	149	66	148	128	191	467	665	2705	18	150.28	-	149.20	=	1.08	191	468	257	665
8	10/28/24	150	65	188	113	139	440	635	3145	21	149.76	-	150.28	=	-0.52	191	468	257	665
9	11/04/24	149	66	200	142	162	504	702	3649	24	152.04	-	149.76	=	2.28	200	504	266	702
10	11/11/24	152	63	134	187	161	482	671	4131	27	153.00	-	152.04	=	0.96	200	504	266	702

### End of 1st split

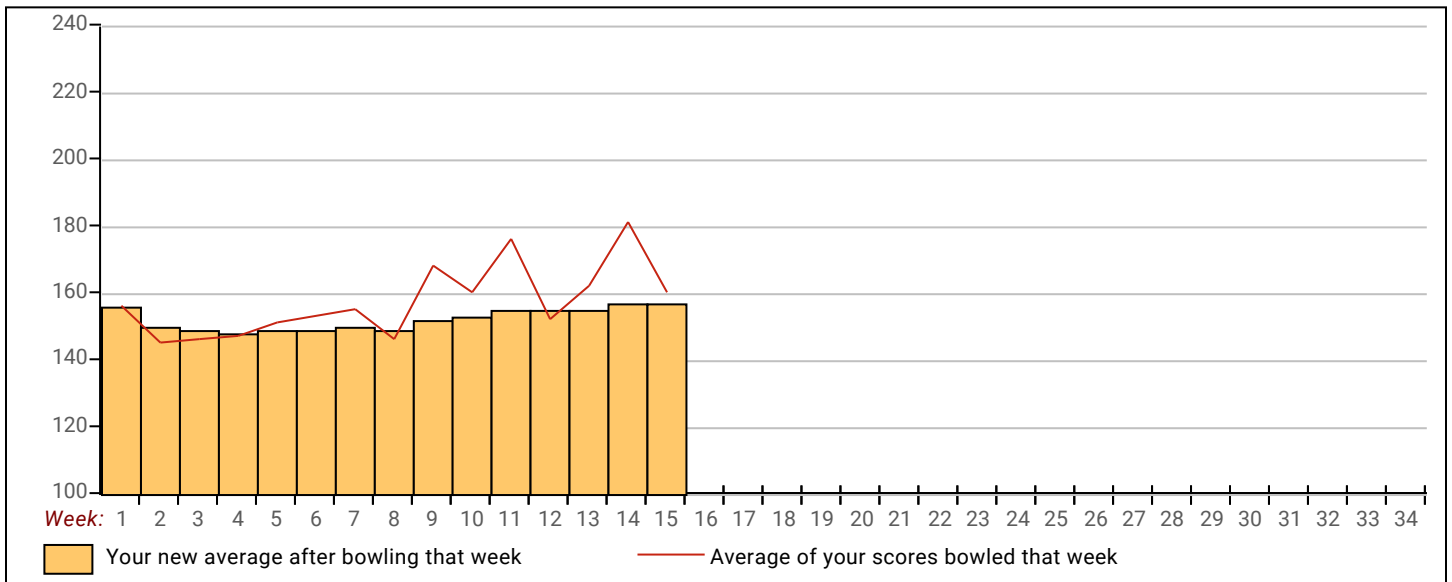
11	11/18/24	153	62	201	158	171	530	716	4661	30	155.37	-	153.00	=	2.37	201	530	266	716
12	11/25/24	155	60	169	155	132	456	636	5117	33	155.06	-	155.37	=	-0.31	201	530	266	716
13	12/02/24	155	60	138	213	137	488	668	5605	36	155.69	-	155.06	=	0.63	213	530	273	716
14	12/09/24	155	60	128	193	223	544	724	6149	39	157.67	-	155.69	=	1.97	223	544	283	724
15	12/16/24	157	58	155	170	157	482	656	6631	42	157.88	-	157.67	=	0.21	223	544	283	724

<u>&lt;100</u>	<u>100's</u>	<u>125's</u>	<u>150's</u>	<u>175's</u>	<u>200's</u>	<u>225's</u>	<u>250's</u>	<u>275's</u>	<u>300's</u>
	3	15	14	6	4				
<u>&lt;400</u>	<u>400's</u>	<u>450's</u>	<u>500's</u>	<u>550's</u>	<u>600's</u>	<u>650's</u>	<u>700's</u>	<u>750's</u>	<u>800's</u>
	4	7	3						

<u>Avg of Game 1</u>	<u>Avg of Game 2</u>	<u>Avg of Game 3</u>
161.14	157.00	155.50

High game of **223** on week **14**      High series of **544** on week **14**      High average of **157.88** after bowling week **15**  
 Low game of **113** on week **8**      Low series of **436** on week **2**      Low average of **148.67** after bowling week **4**

High Scores by Game  
 Game #1: **201** on week **11**    Game #2: **213** on week **13**    Game #3: **223** on week **14**



Note: This report includes information through December 16 which is Week 15 of 32

## Trevor D. Hibberd's Bowling Record - Team 14: Jack Lederman Co.

Week No.	Bowling Date	Old Avg	Old HDCP	Scores				HDCP Total	Pins Gms		---Average Change---			High Game	High Sers	HDCP Game	HDCP Sers		
				-1-	-2-	-3-	Total		Total	Gms	New	Old	+/-						
1	09/09/24	bk162	53	170	129	183	482	641	482	3	160.67	-	0.00	=	160.67	183	482	236	641
2	09/16/24	bk162	53	155	195	177	527	686	1009	6	168.17	-	160.67	=	7.50	195	527	248	686
3	09/23/24	bk162	53	145	264	158	567	726	1576	9	175.11	-	168.17	=	6.94	264	567	317	726
4	09/30/24	175	40	214	120	203	537	657	2113	12	176.08	-	175.11	=	0.97	264	567	317	726
5	10/07/24	176	39	150	163	182	495	612	2608	15	173.87	-	176.08	=	-2.22	264	567	317	726
6	10/14/24	173	42	175	225	150	550	676	3158	18	175.44	-	173.87	=	1.58	264	567	317	726
7	10/21/24	175	40	162	167	199	528	648	3686	21	175.52	-	175.44	=	0.08	264	567	317	726
8	10/28/24	175	40	141	158	218	517	637	4203	24	175.13	-	175.52	=	-0.40	264	567	317	726
9	11/04/24	175	40	139	203	173	515	635	4718	27	174.74	-	175.13	=	-0.38	264	567	317	726
10	11/11/24	174	41	148	184	188	520	643	5238	30	174.60	-	174.74	=	-0.14	264	567	317	726

### End of 1st split

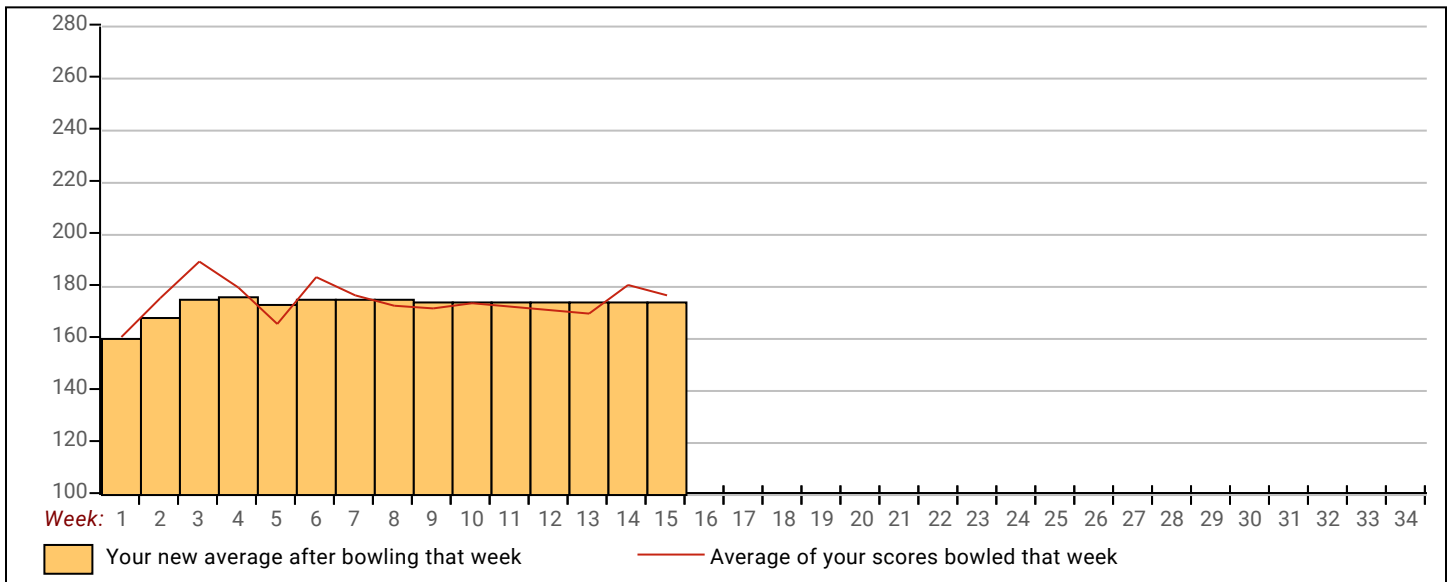
11	11/18/24	174	0				0	0	5238	30	174.60	-	174.60	=	0.00	264	567	317	726
12	11/25/24	174	0				0	0	5238	30	174.60	-	174.60	=	0.00	264	567	317	726
13	12/02/24	174	41	155	161	191	507	630	5745	33	174.09	-	174.60	=	-0.51	264	567	317	726
14	12/09/24	174	41	181	177	182	540	663	6285	36	174.58	-	174.09	=	0.49	264	567	317	726
15	12/16/24	174	41	192	165	173	530	653	6815	39	174.74	-	174.58	=	0.16	264	567	317	726

<u>&lt;100</u>	<u>100's</u>	<u>125's</u>	<u>150's</u>	<u>175's</u>	<u>200's</u>	<u>225's</u>	<u>250's</u>	<u>275's</u>	<u>300's</u>
	1	5	14	13	4	1	1		
<u>&lt;400</u>	<u>400's</u>	<u>450's</u>	<u>500's</u>	<u>550's</u>	<u>600's</u>	<u>650's</u>	<u>700's</u>	<u>750's</u>	<u>800's</u>
		2	9	2					

Avg of Game 1	Avg of Game 2	Avg of Game 3
163.62	177.77	182.85

High game of **264** on week **3**      High series of **567** on week **3**      High average of **176.08** after bowling week **4**  
 Low game of **120** on week **4**      Low series of **482** on week **1**      Low average of **160.67** after bowling week **1**

High Scores by Game  
 Game #1: **214** on week **4**    Game #2: **264** on week **3**    Game #3: **218** on week **8**



Note: This report includes information through December 16 which is Week 15 of 32

## Leroy H. Hoss's Bowling Record - Team 14: Jack Lederman Co.

Week No.	Bowling Date	Old Avg	Old HDCP	HDCP				HDCP			---Average Change---			High Game	High Sers	HDCP Game	HDCP Sers		
				-1-	-2-	-3-	Total	Total	Pins	Gms	New	Old	+/-						
1	09/09/24	bk150	65	142	153	128	423	618	423	3	141.00	-	0.00	=	141.00	153	423	218	618
2	09/16/24	bk150	65	132	133	137	402	597	825	6	137.50	-	141.00	=	-3.50	153	423	218	618
3	09/23/24	bk150	65	126	<b>193</b>	<b>141</b>	460	<b>655</b>	1285	9	142.78	-	137.50	=	5.28	193	460	258	655
4	09/30/24	142	73	160	153	<b>130</b>	443	662	1728	12	144.00	-	142.78	=	1.22	193	460	258	662
5	10/07/24	144	71	132	152	<b>150</b>	434	647	2162	15	144.13	-	144.00	=	0.13	193	460	258	662
6	10/14/24	144	71	<b>158</b>	135	<b>155</b>	448	<b>661</b>	2610	18	145.00	-	144.13	=	0.87	193	460	258	662
7	10/21/24	145	70	<b>161</b>	126	<b>164</b>	451	<b>661</b>	3061	21	145.76	-	145.00	=	0.76	193	460	258	662
8	10/28/24	145	70	<b>140</b>	<b>134</b>	<b>157</b>	431	<b>641</b>	3492	24	145.50	-	145.76	=	-0.26	193	460	258	662
9	11/04/24	145	70	146	<b>158</b>	132	436	646	3928	27	145.48	-	145.50	=	-0.02	193	460	258	662
10	11/11/24	145	70	<b>149</b>	148	<b>156</b>	453	<b>663</b>	4381	30	146.03	-	145.48	=	0.55	193	460	258	663

### End of 1st split

11	11/18/24	146	69	127	<b>153</b>	<b>141</b>	421	628	4802	33	145.52	-	146.03	=	-0.52	193	460	258	663
12	11/25/24	145	70	<b>176</b>	147	163	486	696	5288	36	146.89	-	145.52	=	1.37	193	486	258	696
13	12/02/24	146	69	<b>179</b>	138	115	432	639	5720	39	146.67	-	146.89	=	-0.22	193	486	258	696
14	12/09/24	146	69	<b>168</b>	<b>159</b>	134	461	<b>668</b>	6181	42	147.17	-	146.67	=	0.50	193	486	258	696
15	12/16/24	147	68	<b>173</b>	<b>171</b>	137	481	<b>685</b>	6662	45	148.04	-	147.17	=	0.88	193	486	258	696

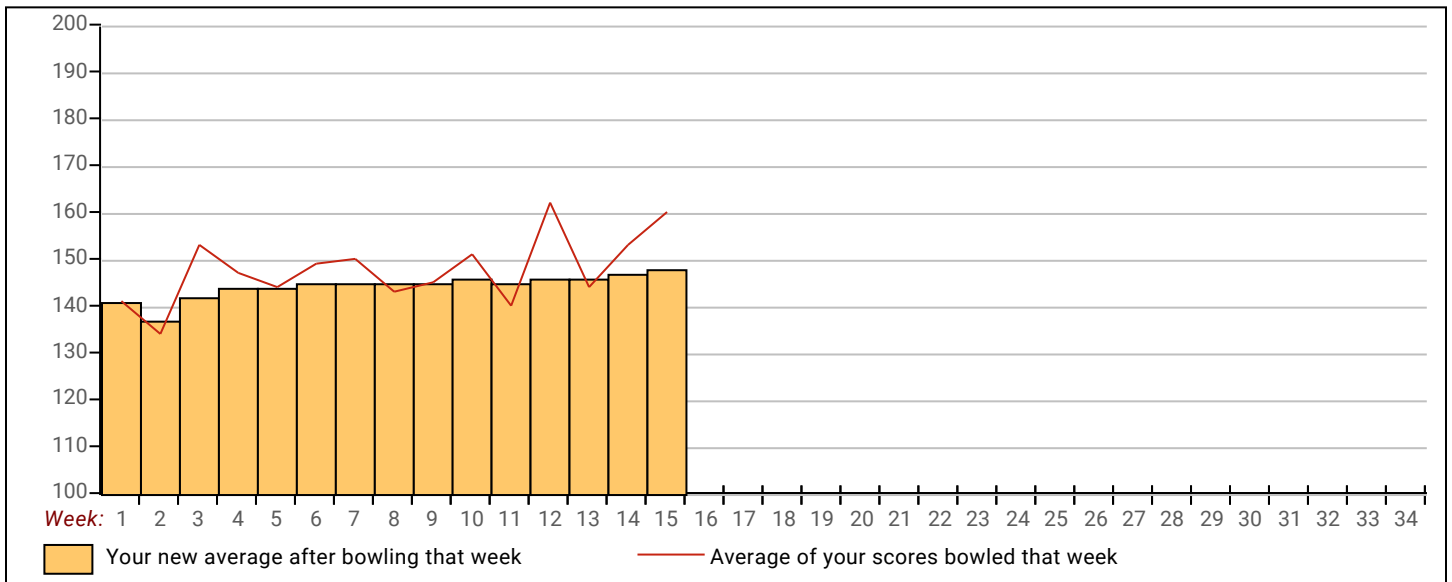


<u>&lt;100</u>	<u>100's</u>	<u>125's</u>	<u>150's</u>	<u>175's</u>	<u>200's</u>	<u>225's</u>	<u>250's</u>	<u>275's</u>	<u>300's</u>
	1	23	18	3					
<u>&lt;400</u>	<u>400's</u>	<u>450's</u>	<u>500's</u>	<u>550's</u>	<u>600's</u>	<u>650's</u>	<u>700's</u>	<u>750's</u>	<u>800's</u>
	9	6							

<u>Avg of Game 1</u>	<u>Avg of Game 2</u>	<u>Avg of Game 3</u>
151.27	150.20	142.67

High game of **193** on week **3**      High series of **486** on week **12**      High average of **148.04** after bowling week **15**  
 Low game of **115** on week **13**      Low series of **402** on week **2**      Low average of **137.50** after bowling week **2**

High Scores by Game  
 Game #1: **179** on week **13**    Game #2: **193** on week **3**    Game #3: **164** on week **7**



Note: This report includes information through December 16 which is Week 15 of 32

## David D. Hibberd's Bowling Record - Team 14: Jack Lederman Co.

Week No.	Bowling Date	Old Avg	Old HDCP	---Average Change---			Total	HDCP Total	Pins Gms		New - Old	---> +/-	High Game	High Sers	HDCP Game	HDCP Sers	
				-1-	-2-	-3-											
1	09/09/24	bk181	0				0	0	0	0	- 0.00	= 0.00	0	0			
2	09/16/24	bk181	34	116	<b>247</b>	<b>174</b>	537	<b>639</b>	537	3	179.00	- 0.00	= 179.00	247	537	281	639
3	09/23/24	bk181	34	180	180	199	559	661	1096	6	182.67	- 179.00	= 3.67	247	559	281	661
4	09/30/24	bk181	0				0	0	1096	6	182.67	- 182.67	= 0.00	247	559	281	661
5	10/07/24	bk181	34	<b>225</b>	<b>220</b>	157	602	<b>704</b>	1698	9	188.67	- 182.67	= 6.00	247	602	281	704
6	10/14/24	188	27	159	<b>213</b>	<b>222</b>	594	<b>675</b>	2292	12	191.00	- 188.67	= 2.33	247	602	281	704
7	10/21/24	191	24	181	178	186	545	617	2837	15	189.13	- 191.00	= -1.87	247	602	281	704
8	10/28/24	189	26	158	146	120	424	502	3261	18	181.17	- 189.13	= -7.97	247	602	281	704
9	11/04/24	181	0				0	0	3261	18	181.17	- 181.17	= 0.00	247	602	281	704
10	11/11/24	181	34	<b>201</b>	<b>235</b>	<b>206</b>	642	<b>744</b>	3903	21	185.86	- 181.17	= 4.69	247	642	281	744

### End of 1st split

11	11/18/24	185	30	170	181	226	577	667	4480	24	186.67	- 185.86	= 0.81	247	642	281	744
12	11/25/24	186	29	161	166	<b>200</b>	527	<b>614</b>	5007	27	185.44	- 186.67	= -1.22	247	642	281	744
13	12/02/24	185	30	170	<b>183</b>	207	560	650	5567	30	185.57	- 185.44	= 0.12	247	642	281	744
14	12/09/24	185	30	171	159	<b>209</b>	539	629	6106	33	185.03	- 185.57	= -0.54	247	642	281	744
15	12/16/24	185	30	204	204	193	601	691	6707	36	186.31	- 185.03	= 1.28	247	642	281	744

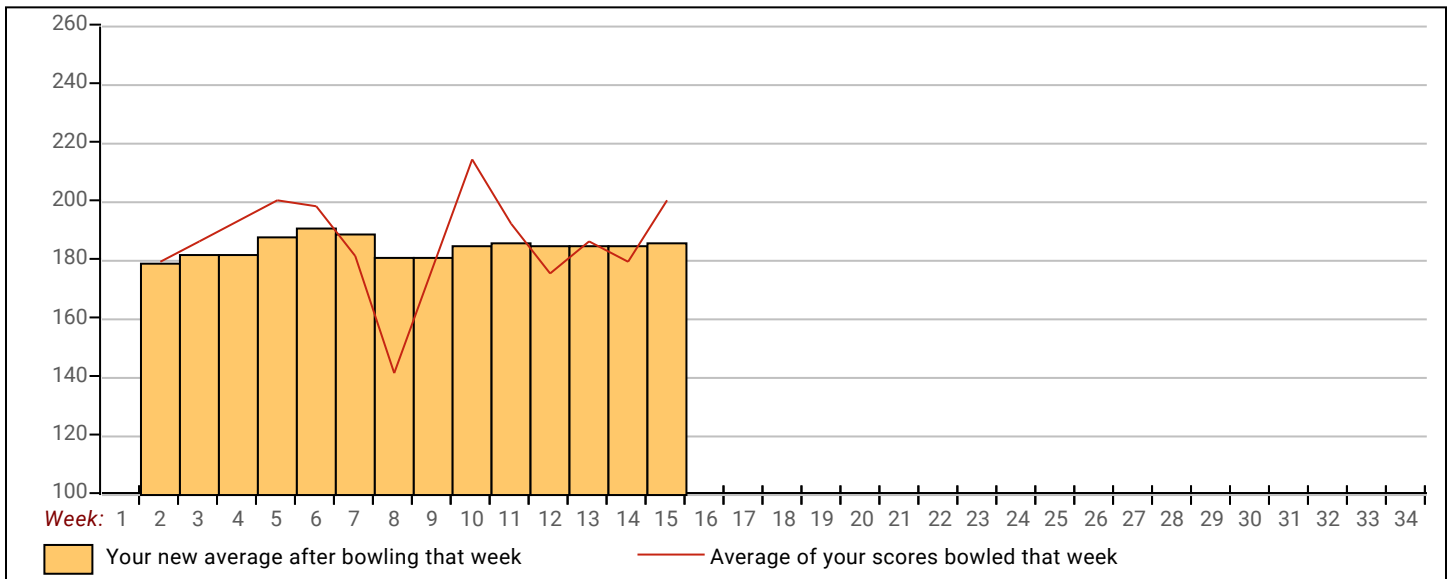
<u>&lt;100</u>	<u>100's</u>	<u>125's</u>	<u>150's</u>	<u>175's</u>	<u>200's</u>	<u>225's</u>	<u>250's</u>	<u>275's</u>	<u>300's</u>
	2	1	10	9	10	4			
<u>&lt;400</u>	<u>400's</u>	<u>450's</u>	<u>500's</u>	<u>550's</u>	<u>600's</u>	<u>650's</u>	<u>700's</u>	<u>750's</u>	<u>800's</u>
	1		4	4	3				

<u>Avg of Game 1</u>	<u>Avg of Game 2</u>	<u>Avg of Game 3</u>
174.67	192.67	191.58

High game of 247 on week 2      High series of 642 on week 10      High average of 191.00 after bowling week 6  
 Low game of 116 on week 2      Low series of 424 on week 8      Low average of 179.00 after bowling week 2

### High Scores by Game

Game #1: 225 on week 5    Game #2: 247 on week 2    Game #3: 226 on week 11



Note: This report includes information through December 16 which is Week 15 of 32

## Jarod D. Zikmund's Bowling Record - Team 14: Jack Lederman Co.

Week No.	Bowling Date	Old Avg	Old HDCP	---Average Change---			HDCP Total	Pins	Gms	High Game	High Sers	HDCP Game	HDCP Sers				
				-1-	-2-	-3-								New - Old ---> +/-			
1	09/09/24	bk201	14	179	203	279	661	703	661	3	220.33	0.00	= 220.33	279	661	293	703
2	09/16/24	bk201	0				0	0	661	3	220.33	- 220.33	= 0.00	279	661	293	703
3	09/23/24	bk201	14	206	257	232	695	737	1356	6	226.00	- 220.33	= 5.67	279	695	293	737
4	09/30/24	bk201	14	176	190	199	565	607	1921	9	213.44	- 226.00	= -12.56	279	695	293	737
5	10/07/24	213	2	216	234	225	675	681	2596	12	216.33	- 213.44	= 2.89	279	695	293	737
6	10/14/24	216	0	137	258	249	644	644	3240	15	216.00	- 216.33	= -0.33	279	695	293	737
7	10/21/24	216	0	164	214	200	578	578	3818	18	212.11	- 216.00	= -3.89	279	695	293	737
8	10/28/24	212	3	257	171	229	657	666	4475	21	213.10	- 212.11	= 0.98	279	695	293	737
9	11/04/24	213	0				0	0	4475	21	213.10	- 213.10	= 0.00	279	695	293	737
10	11/11/24	213	2	203	247	164	614	620	5089	24	212.04	- 213.10	= -1.05	279	695	293	737

### End of 1st split

11	11/18/24	212	3	210	201	196	607	616	5696	27	210.96	- 212.04	= -1.08	279	695	293	737
12	11/25/24	210	5	174	214	235	623	638	6319	30	210.63	- 210.96	= -0.33	279	695	293	737
13	12/02/24	210	5	163	178	231	572	587	6891	33	208.82	- 210.63	= -1.82	279	695	293	737
14	12/09/24	208	7	196	225	188	609	630	7500	36	208.33	- 208.82	= -0.48	279	695	293	737
15	12/16/24	208	7	214	227	160	601	622	8101	39	207.72	- 208.33	= -0.62	279	695	293	737

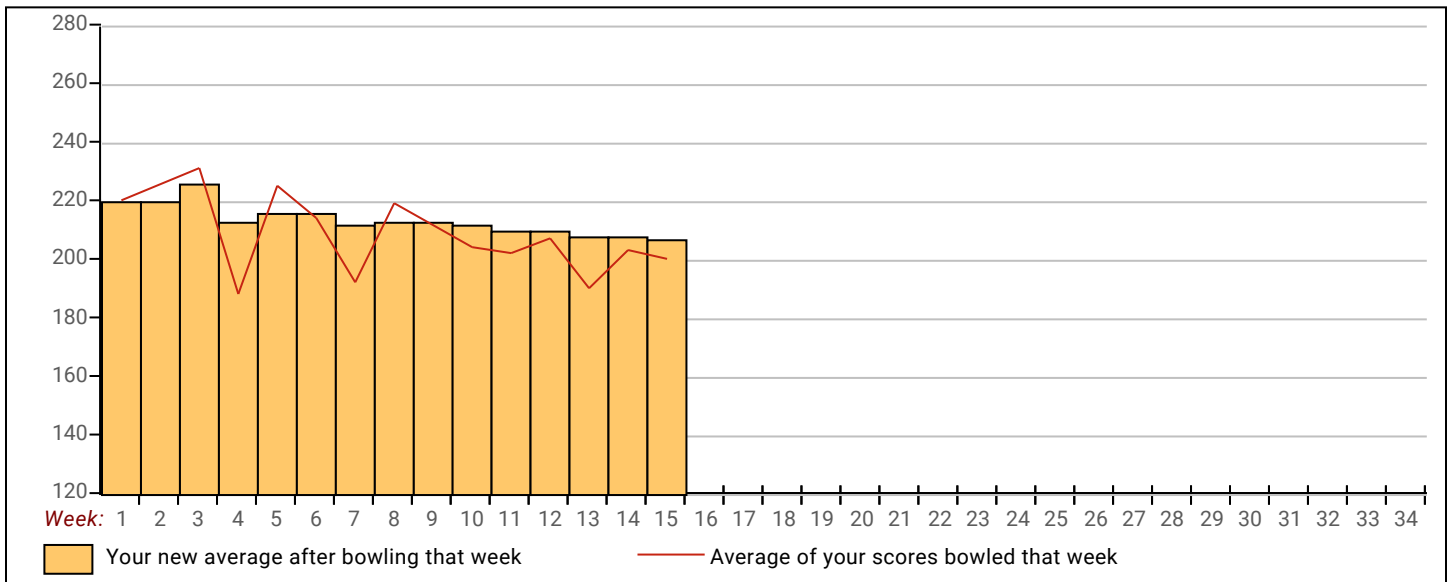


<u>&lt;100</u>	<u>100's</u>	<u>125's</u>	<u>150's</u>	<u>175's</u>	<u>200's</u>	<u>225's</u>	<u>250's</u>	<u>275's</u>	<u>300's</u>
		1	6	8	10	10	3	1	
<u>&lt;400</u>	<u>400's</u>	<u>450's</u>	<u>500's</u>	<u>550's</u>	<u>600's</u>	<u>650's</u>	<u>700's</u>	<u>750's</u>	<u>800's</u>
				3	6	4			

<u>Avg of Game 1</u>	<u>Avg of Game 2</u>	<u>Avg of Game 3</u>
191.92	216.85	214.38

High game of 279 on week 1      High series of 695 on week 3      High average of 226.00 after bowling week 3  
 Low game of 137 on week 6      Low series of 565 on week 4      Low average of 207.72 after bowling week 15

High Scores by Game  
 Game #1: 257 on week 8    Game #2: 258 on week 6    Game #3: 279 on week 1



Note: This report includes information through December 16 which is Week 15 of 32

## Eric R. Zikmund's Bowling Record - Team 14: Jack Lederman Co.

Week No.	Bowling Date	Old Avg	Old HDCP	HDCP				---Average Change---				High Game	High Sers	HDCP Game	HDCP Sers		
				-1-	-2-	-3-	Total	Total	Pins	Gms	New - Old					---> +/-	
1	09/09/24	bk188	27	209	175	193	577	658	577	3	192.33	- 0.00	= 192.33	209	577	236	658
2	09/16/24	bk188	0				0	0	577	3	192.33	- 192.33	= 0.00	209	577	236	658
3	09/23/24	bk188	0				0	0	577	3	192.33	- 192.33	= 0.00	209	577	236	658
4	09/30/24	bk188	27	205	172	126	503	584	1080	6	180.00	- 192.33	= -12.33	209	577	236	658
5	10/07/24	bk188	0				0	0	1080	6	180.00	- 180.00	= 0.00	209	577	236	658
6	10/14/24	bk188	27	219	185	255	659	740	1739	9	193.22	- 180.00	= 13.22	255	659	282	740
7	10/21/24	193	0				0	0	1739	9	193.22	- 193.22	= 0.00	255	659	282	740
8	10/28/24	193	0				0	0	1739	9	193.22	- 193.22	= 0.00	255	659	282	740
9	11/04/24	193	22	203	155	206	564	630	2303	12	191.92	- 193.22	= -1.31	255	659	282	740
10	11/11/24	191	0				0	0	2303	12	191.92	- 191.92	= 0.00	255	659	282	740

### End of 1st split

11	11/18/24	191	24	156	197	166	519	591	2822	15	188.13	- 191.92	= -3.78	255	659	282	740
12	11/25/24	188	27	208	214	226	648	729	3470	18	192.78	- 188.13	= 4.64	255	659	282	740
13	12/02/24	192	0				0	0	3470	18	192.78	- 192.78	= 0.00	255	659	282	740
14	12/09/24	192	0				0	0	3470	18	192.78	- 192.78	= 0.00	255	659	282	740
15	12/16/24	192	23				0	0	3470	18	192.78	- 192.78	= 0.00	255	659	282	740



<u>&lt;100</u>	<u>100's</u>	<u>125's</u>	<u>150's</u>	<u>175's</u>	<u>200's</u>	<u>225's</u>	<u>250's</u>	<u>275's</u>	<u>300's</u>
		1	4	4	7	1	1		
<u>&lt;400</u>	<u>400's</u>	<u>450's</u>	<u>500's</u>	<u>550's</u>	<u>600's</u>	<u>650's</u>	<u>700's</u>	<u>750's</u>	<u>800's</u>
			2	2	1	1			

<u>Avg of Game 1</u>	<u>Avg of Game 2</u>	<u>Avg of Game 3</u>
200.00	183.00	195.33

High game of 255 on week 6      High series of 659 on week 6      High average of 193.22 after bowling week 6  
 Low game of 126 on week 4      Low series of 503 on week 4      Low average of 180.00 after bowling week 4

High Scores by Game  
 Game #1: 219 on week 6    Game #2: 214 on week 12    Game #3: 255 on week 6

