

## Team 13: Auto Central

Name	Avg HDCP		Pins Gms		True Average	To Raise Avg +1	High Game	High Sers	HDCP Game	HDCP Sers	Most Improved Avg +/-	
Bob Cherry	112	103	5053	45	112.29	371	167	417	273	744	108	+4.29
Bob J. Hunt	139	76	5455	39	139.87	425	215	506	297	752	131	+8.87
Mark A. Woodside	143	72	4747	33	143.85	437	189	498	261	714	147	-3.15
Chris L. Stapleton	163	52	7337	45	163.04	535	224	599	278	764	161	+2.04
Kevin L. Moriarty	177	38	7972	45	177.16	572	222	621	263	753	174	+3.16
John L. Krotz	bk176	39	1162	6	193.67	584	236	591	275	708		
Chris C. Hunt	171	44	1028	6	171.33	520	212	528	251	645		

## Team History

Week No.	Bowling Date	Opp. Team	-1-	-2-	-3-	Total	Avg p/gm	Last Wk WON	Last Wk Lost	Points Won	Points Lost	High Game	High Sers	HDCP Game	HDCP Sers
1	09/09/24	14	691	670	685	2046	682	16½	23½	16½	23½	691	2046	1070	3183
2	09/16/24	6	748	746	696	2190	706	10	30	26½	53½	748	2190	1127	3327
3	09/23/24	3	650	<b>768</b>	772	2190	714	13	27	39½	80½	772	2190	1127	3327
4	09/30/24	2	<b>791</b>	758	698	2247	722	15	25	54½	105½	791	2247	1127	3327
5	10/07/24	8	806	<b>789</b>	793	2388	737	26	14	80½	119½	806	2388	1129	3357
6	10/14/24	10	<b>907</b>	772	713	2392	747	12½	27½	93	147	907	2392	1241	3394
7	10/21/24	5	743	671	675	2089	740	14	26	107	173	907	2392	1241	3394
8	10/28/24	12	658	682	718	2058	733	13½	26½	120½	199½	907	2392	1241	3394
9	11/04/24	11	825	768	741	2334	738	26	14	146½	213½	907	2392	1241	3423
10	11/11/24	14	680	705	737	2122	735	13	27	159½	240½	907	2392	1241	3423

### End of 1st split

11	11/18/24	1	<b>730</b>	707	<b>751</b>	<b>2188</b>	734	26	14	26	14	907	2392	1241	3423
12	11/25/24	7	701	<b>848</b>	<b>765</b>	<b>2314</b>	737	26	14	52	28	907	2392	1241	3423
13	12/02/24	4	670	<b>815</b>	739	2224	738	16	24	68	52	907	2392	1241	3423
14	12/09/24	9	823	750	879	2452	743	32	8	100	60	907	2452	1241	3423
15	12/16/24	14	841	766	<b>821</b>	2428	748	28	12	128	72	907	2452	1241	3466

Note: This report includes information through December 16 which is Week 15 of 32

## Robert L. Cherry's Bowling Record - Team 13: Auto Central

Week No.	Bowling Date	Old Avg	Old HDCP	Bowling				HDCP		Pins Gms		---Average Change---			High Game	High Sers	HDCP Game	HDCP Sers	
				-1-	-2-	-3-	Total	Total	Total	New	Old	+/-							
1	09/09/24	85	130	93	91	73	257	647	257	3	85.67	-	0.00	=	85.67	93	257	223	647
2	09/16/24	85	130	117	105	104	326	716	583	6	97.17	-	85.67	=	11.50	117	326	247	716
3	09/23/24	97	118	93	110	130	333	687	916	9	101.78	-	97.17	=	4.61	130	333	248	716
4	09/30/24	101	114	109	83	131	323	665	1239	12	103.25	-	101.78	=	1.47	131	333	248	716
5	10/07/24	103	112	100	108	125	333	669	1572	15	104.80	-	103.25	=	1.55	131	333	248	716
6	10/14/24	104	111	132	120	142	394	727	1966	18	109.22	-	104.80	=	4.42	142	394	253	727
7	10/21/24	109	106	110	109	103	322	640	2288	21	108.95	-	109.22	=	-0.27	142	394	253	727
8	10/28/24	108	107	76	88	87	251	572	2539	24	105.79	-	108.95	=	-3.16	142	394	253	727
9	11/04/24	105	110	115	130	87	332	662	2871	27	106.33	-	105.79	=	0.54	142	394	253	727
10	11/11/24	106	109	92	136	101	329	656	3200	30	106.67	-	106.33	=	0.33	142	394	253	727

### End of 1st split

11	11/18/24	106	109	142	113	162	417	744	3617	33	109.61	-	106.67	=	2.94	162	417	271	744
12	11/25/24	109	106	107	117	100	324	642	3941	36	109.47	-	109.61	=	-0.13	162	417	271	744
13	12/02/24	109	106	103	167	131	401	719	4342	39	111.33	-	109.47	=	1.86	167	417	273	744
14	12/09/24	111	104	111	115	147	373	685	4715	42	112.26	-	111.33	=	0.93	167	417	273	744
15	12/16/24	112	103	92	116	130	338	647	5053	45	112.29	-	112.26	=	0.03	167	417	273	744

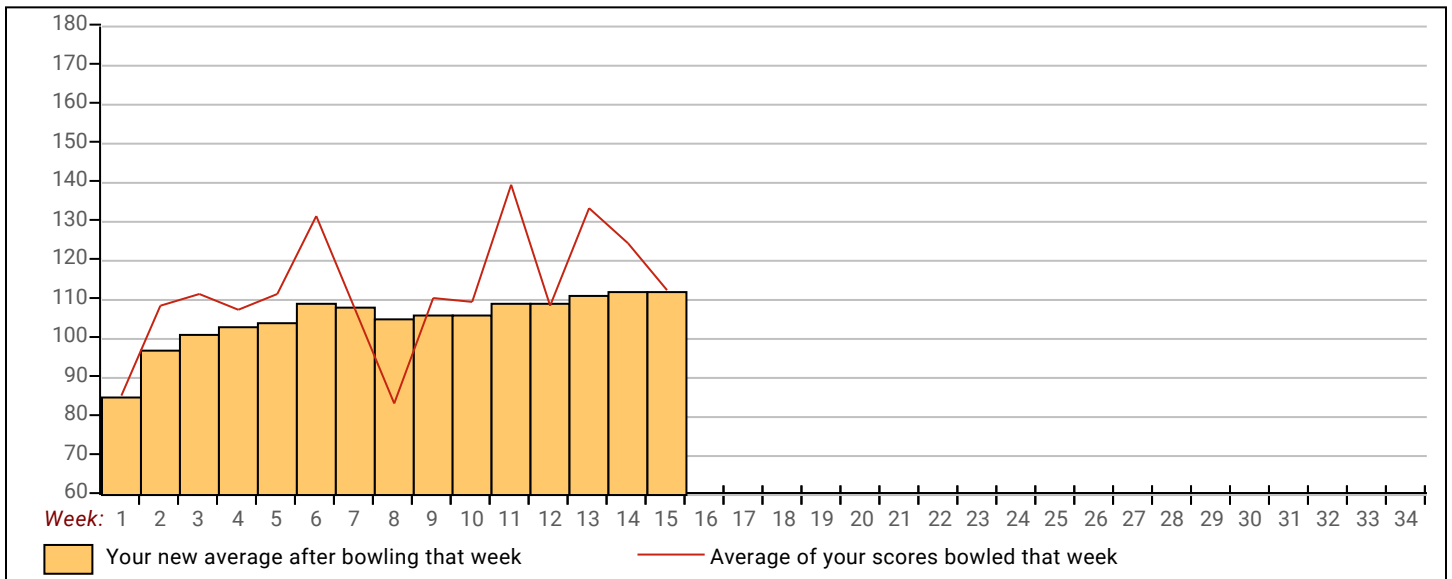


<u>&lt;100</u> 11	<u>100's</u> 21	<u>125's</u> 11	<u>150's</u> 2	<u>175's</u>	<u>200's</u>	<u>225's</u>	<u>250's</u>	<u>275's</u>	<u>300's</u>
<u>&lt;400</u> 13	<u>400's</u> 2	<u>450's</u>	<u>500's</u>	<u>550's</u>	<u>600's</u>	<u>650's</u>	<u>700's</u>	<u>750's</u>	<u>800's</u>

<u>Avg of Game 1</u> 106.13	<u>Avg of Game 2</u> 113.87	<u>Avg of Game 3</u> 116.87
--------------------------------	--------------------------------	--------------------------------

High game of **167** on week **13**      High series of **417** on week **11**      High average of **112.29** after bowling week **15**  
 Low game of **73** on week **1**      Low series of **251** on week **8**      Low average of **85.67** after bowling week **1**

High Scores by Game  
 Game #1: **142** on week **11**    Game #2: **167** on week **13**    Game #3: **162** on week **11**



Note: This report includes information through December 16 which is Week 15 of 32

## Bob J. Hunt's Bowling Record - Team 13: Auto Central

Week No.	Bowling Date	Old Avg	Old HDCP	HDCP			Total	HDCP Total	Pins	Gms	---Average Change---			High Game	High Sers	HDCP Game	HDCP Sers		
				-1-	-2-	-3-					New	Old	+/-						
1	09/09/24	bk135	80	134	<b>125</b>	134	393	633	393	3	131.00	-	0.00	=	<b>131.00</b>	134	393	214	633
2	09/16/24	bk135	80	138	137	102	377	617	770	6	128.33	-	131.00	=	<b>-2.67</b>	138	393	218	633
3	09/23/24	bk135	80	115	126	123	364	604	1134	9	126.00	-	128.33	=	<b>-2.33</b>	138	393	218	633
4	09/30/24	126	0				0	0	1134	9	126.00	-	126.00	=	<b>0.00</b>	138	393	218	633
5	10/07/24	126	0				0	0	1134	9	126.00	-	126.00	=	<b>0.00</b>	138	393	218	633
6	10/14/24	126	89	<b>158</b>	125	109	392	659	1526	12	127.17	-	126.00	=	<b>1.17</b>	158	393	247	659
7	10/21/24	127	88	<b>162</b>	101	127	390	<b>654</b>	1916	15	127.73	-	127.17	=	<b>0.57</b>	162	393	250	659
8	10/28/24	127	88	<b>145</b>	<b>138</b>	<b>150</b>	433	<b>697</b>	2349	18	130.50	-	127.73	=	<b>2.77</b>	162	433	250	697
9	11/04/24	130	85	146	147	124	417	672	2766	21	131.71	-	130.50	=	<b>1.21</b>	162	433	250	697
10	11/11/24	131	84	<b>133</b>	125	<b>156</b>	414	<b>666</b>	3180	24	132.50	-	131.71	=	<b>0.79</b>	162	433	250	697

### End of 1st split

11	11/18/24	132	83	<b>156</b>	<b>150</b>	112	418	<b>667</b>	3598	27	133.26	-	132.50	=	<b>0.76</b>	162	433	250	697
12	11/25/24	133	82	148	<b>215</b>	<b>143</b>	506	<b>752</b>	4104	30	136.80	-	133.26	=	<b>3.54</b>	215	506	297	752
13	12/02/24	136	79	131	<b>136</b>	<b>163</b>	430	<b>667</b>	4534	33	137.39	-	136.80	=	<b>0.59</b>	215	506	297	752
14	12/09/24	137	78	<b>151</b>	<b>117</b>	<b>171</b>	439	<b>673</b>	4973	36	138.14	-	137.39	=	<b>0.74</b>	215	506	297	752
15	12/16/24	138	77	<b>210</b>	<b>134</b>	<b>138</b>	482	<b>713</b>	5455	39	139.87	-	138.14	=	<b>1.73</b>	215	506	297	752

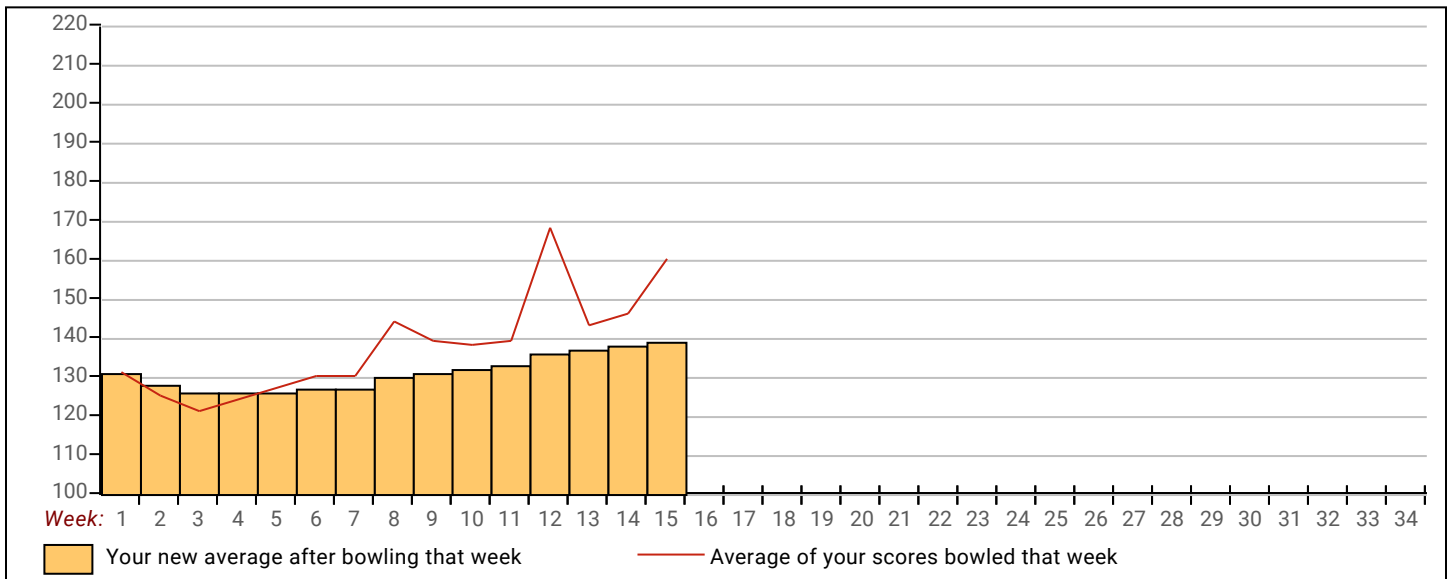
<u>&lt;100</u>	<u>100's</u>	<u>125's</u>	<u>150's</u>	<u>175's</u>	<u>200's</u>	<u>225's</u>	<u>250's</u>	<u>275's</u>	<u>300's</u>
	8	20	9		2				
<u>&lt;400</u>	<u>400's</u>	<u>450's</u>	<u>500's</u>	<u>550's</u>	<u>600's</u>	<u>650's</u>	<u>700's</u>	<u>750's</u>	<u>800's</u>
5	6	1	1						

<u>Avg of Game 1</u>	<u>Avg of Game 2</u>	<u>Avg of Game 3</u>
148.23	136.62	134.77

High game of **215** on week **12**      High series of **506** on week **12**      High average of **139.87** after bowling week **15**  
 Low game of **101** on week **7**      Low series of **364** on week **3**      Low average of **126.00** after bowling week **3**

### High Scores by Game

Game #1: **210** on week **15**    Game #2: **215** on week **12**    Game #3: **171** on week **14**



Note: This report includes information through December 16 which is Week 15 of 32

## Mark A. Woodside's Bowling Record - Team 13: Auto Central

Week No.	Bowling Date	Old Avg	Old HDCP	Scores				HDCP Total	Pins	Gms	---Average Change---			High Game	High Sers	HDCP Game	HDCP Sers		
				-1-	-2-	-3-	Total				New	Old	+/-						
1	09/09/24	bk140	75	159	159	134	452	677	452	3	150.67	-	0.00	=	150.67	159	452	234	677
2	09/16/24	bk140	75	127	131	159	417	642	869	6	144.83	-	150.67	=	-5.83	159	452	234	677
3	09/23/24	bk140	0				0	0	869	6	144.83	-	144.83	=	0.00	159	452	234	677
4	09/30/24	bk140	75	156	174	127	457	682	1326	9	147.33	-	144.83	=	2.50	174	457	249	682
5	10/07/24	147	68	176	113	156	445	649	1771	12	147.58	-	147.33	=	0.25	176	457	249	682
6	10/14/24	147	0				0	0	1771	12	147.58	-	147.58	=	0.00	176	457	249	682
7	10/21/24	147	68	140	135	113	388	592	2159	15	143.93	-	147.58	=	-3.65	176	457	249	682
8	10/28/24	143	72	a128	a128	a128	384	600	2159	15	143.93	-	143.93	=	0.00	176	457	249	682
9	11/04/24	143	72	189	142	167	498	714	2657	18	147.61	-	143.93	=	3.68	189	498	261	714
10	11/11/24	147	68	143	158	135	436	640	3093	21	147.29	-	147.61	=	-0.33	189	498	261	714

### End of 1st split

11	11/18/24	147	68	105	148	158	411	615	3504	24	146.00	-	147.29	=	-1.29	189	498	261	714
12	11/25/24	146	69	146	123	149	418	625	3922	27	145.26	-	146.00	=	-0.74	189	498	261	714
13	12/02/24	145	70	125	147	111	383	593	4305	30	143.50	-	145.26	=	-1.76	189	498	261	714
14	12/09/24	143	0				0	0	4305	30	143.50	-	143.50	=	0.00	189	498	261	714
15	12/16/24	143	72	159	125	158	442	658	4747	33	143.85	-	143.50	=	0.35	189	498	261	714

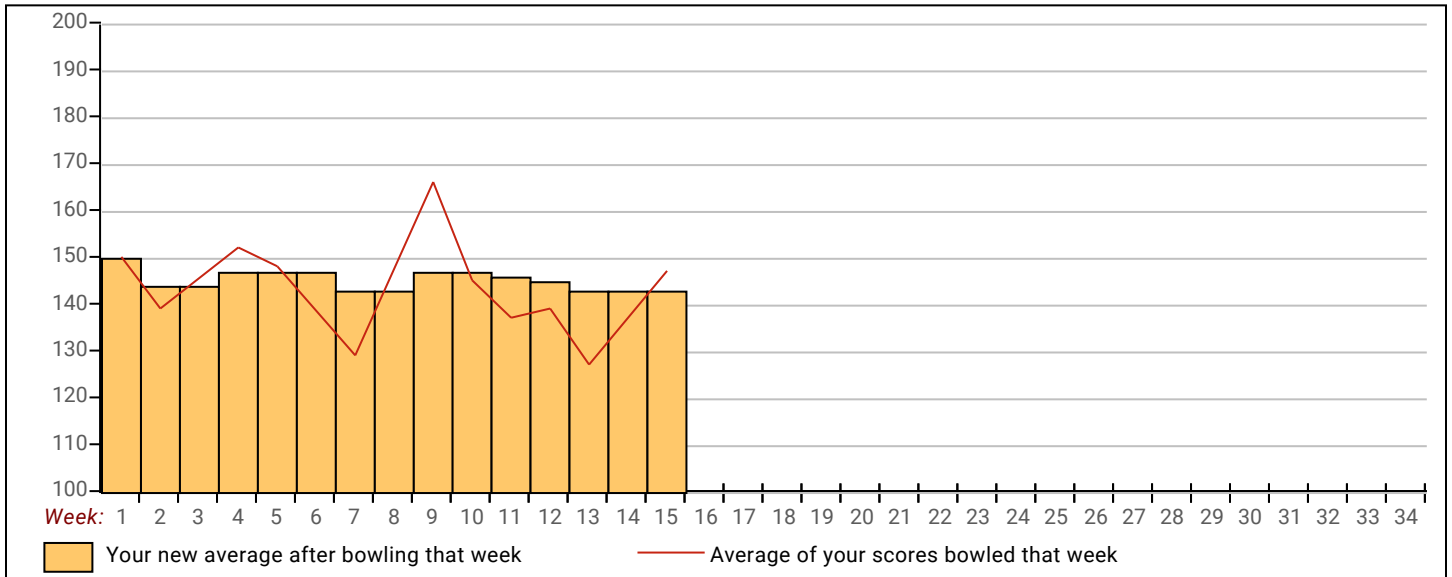


<u>&lt;100</u>	<u>100's</u>	<u>125's</u>	<u>150's</u>	<u>175's</u>	<u>200's</u>	<u>225's</u>	<u>250's</u>	<u>275's</u>	<u>300's</u>
	5	15	11	2					
<u>&lt;400</u>	<u>400's</u>	<u>450's</u>	<u>500's</u>	<u>550's</u>	<u>600's</u>	<u>650's</u>	<u>700's</u>	<u>750's</u>	<u>800's</u>
2	6	3							

<u>Avg of Game 1</u>	<u>Avg of Game 2</u>	<u>Avg of Game 3</u>
147.73	141.36	142.45

High game of **189** on week **9**      High series of **498** on week **9**      High average of **150.67** after bowling week **1**  
 Low game of **105** on week **11**      Low series of **383** on week **13**      Low average of **143.50** after bowling week **13**

High Scores by Game  
 Game #1: **189** on week **9**    Game #2: **174** on week **4**    Game #3: **167** on week **9**



Note: This report includes information through December 16 which is Week 15 of 32

## Chris L. Stapleton's Bowling Record - Team 13: Auto Central

Week No.	Bowling Date	Old Avg	Old HDCP	HDCP				HDCP		---Average Change---			High Game	High Sers	HDCP Game	HDCP Sers			
				-1-	-2-	-3-	Total	Total	Pins	Gms	New	Old					+/-		
1	09/09/24	bk157	58	169	138	<b>204</b>	511	<b>685</b>	511	3	170.33	-	0.00	=	<b>170.33</b>	204	511	262	685
2	09/16/24	bk157	58	219	171	<b>167</b>	557	731	1068	6	178.00	-	170.33	=	<b>7.67</b>	219	557	277	731
3	09/23/24	bk157	58	156	<b>156</b>	136	448	622	1516	9	168.44	-	178.00	=	<b>-9.56</b>	219	557	277	731
4	09/30/24	168	47	144	156	118	418	559	1934	12	161.17	-	168.44	=	<b>-7.28</b>	219	557	277	731
5	10/07/24	161	54	<b>155</b>	<b>224</b>	167	546	<b>708</b>	2480	15	165.33	-	161.17	=	<b>4.17</b>	224	557	278	731
6	10/14/24	165	50	166	160	146	472	622	2952	18	164.00	-	165.33	=	<b>-1.33</b>	224	557	278	731
7	10/21/24	164	51	119	160	<b>151</b>	430	583	3382	21	161.05	-	164.00	=	<b>-2.95</b>	224	557	278	731
8	10/28/24	161	54	<b>182</b>	<b>164</b>	194	540	<b>702</b>	3922	24	163.42	-	161.05	=	<b>2.37</b>	224	557	278	731
9	11/04/24	163	52	<b>175</b>	134	157	466	622	4388	27	162.52	-	163.42	=	<b>-0.90</b>	224	557	278	731
10	11/11/24	162	53	144	132	159	435	594	4823	30	160.77	-	162.52	=	<b>-1.75</b>	224	557	278	731

### End of 1st split

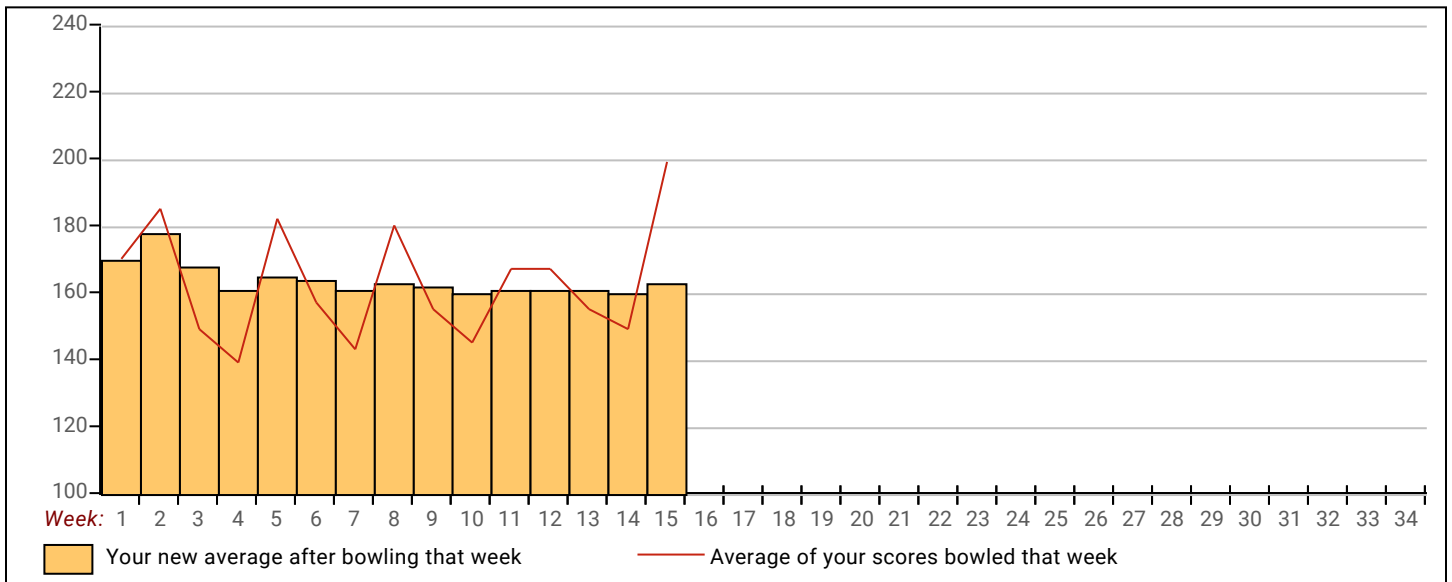
11	11/18/24	160	55	<b>184</b>	159	<b>158</b>	501	<b>666</b>	5324	33	161.33	-	160.77	=	<b>0.57</b>	224	557	278	731
12	11/25/24	161	54	142	<b>191</b>	<b>169</b>	502	664	5826	36	161.83	-	161.33	=	<b>0.50</b>	224	557	278	731
13	12/02/24	161	54	150	173	142	465	627	6291	39	161.31	-	161.83	=	<b>-0.53</b>	224	557	278	731
14	12/09/24	161	54	142	148	157	447	609	6738	42	160.43	-	161.31	=	<b>-0.88</b>	224	557	278	731
15	12/16/24	160	55	<b>180</b>	<b>215</b>	<b>204</b>	599	<b>764</b>	7337	45	163.04	-	160.43	=	<b>2.62</b>	224	599	278	764

<u>&lt;100</u>	<u>100's</u>	<u>125's</u>	<u>150's</u>	<u>175's</u>	<u>200's</u>	<u>225's</u>	<u>250's</u>	<u>275's</u>	<u>300's</u>
	2	11	21	6	5				
<u>&lt;400</u>	<u>400's</u>	<u>450's</u>	<u>500's</u>	<u>550's</u>	<u>600's</u>	<u>650's</u>	<u>700's</u>	<u>750's</u>	<u>800's</u>
	5	3	5	2					

<u>Avg of Game 1</u>	<u>Avg of Game 2</u>	<u>Avg of Game 3</u>
161.80	165.40	161.93

High game of **224** on week **5**      High series of **599** on week **15**      High average of **178.00** after bowling week **2**  
 Low game of **118** on week **4**      Low series of **418** on week **4**      Low average of **160.43** after bowling week **14**

High Scores by Game  
 Game #1: **219** on week **2**    Game #2: **224** on week **5**    Game #3: **204** on week **1**



Note: This report includes information through December 16 which is Week 15 of 32

## Kevin L. Moriarty's Bowling Record - Team 13: Auto Central

Week No.	Bowling Date	Old Avg	Old HDCP	HDCP				---Average Change---			High Game	High Sers	HDCP Game	HDCP Sers			
				-1-	-2-	-3-	Total	Total	Pins	Gms					New - Old ---> +/-		
1	09/09/24	bk179	36	136	157	140	433	541	433	3	144.33	- 0.00	= 144.33	157	433	193	541
2	09/16/24	bk179	36	147	<b>202</b>	164	513	621	946	6	157.67	- 144.33	= 13.33	202	513	238	621
3	09/23/24	bk179	36	131	181	209	521	629	1467	9	163.00	- 157.67	= 5.33	209	521	245	629
4	09/30/24	163	52	170	191	160	521	677	1988	12	165.67	- 163.00	= 2.67	209	521	245	677
5	10/07/24	165	50	<b>172</b>	<b>201</b>	<b>191</b>	564	<b>714</b>	2552	15	170.13	- 165.67	= 4.47	209	564	251	714
6	10/14/24	170	45	<b>215</b>	181	167	563	698	3115	18	173.06	- 170.13	= 2.92	215	564	260	714
7	10/21/24	173	42	212	166	<b>181</b>	559	685	3674	21	174.95	- 173.06	= 1.90	215	564	260	714
8	10/28/24	174	41	127	164	159	450	573	4124	24	171.83	- 174.95	= -3.12	215	564	260	714
9	11/04/24	171	44	200	<b>215</b>	<b>206</b>	621	<b>753</b>	4745	27	175.74	- 171.83	= 3.91	215	621	260	753
10	11/11/24	175	40	<b>168</b>	154	<b>186</b>	508	<b>628</b>	5253	30	175.10	- 175.74	= -0.64	215	621	260	753

### End of 1st split

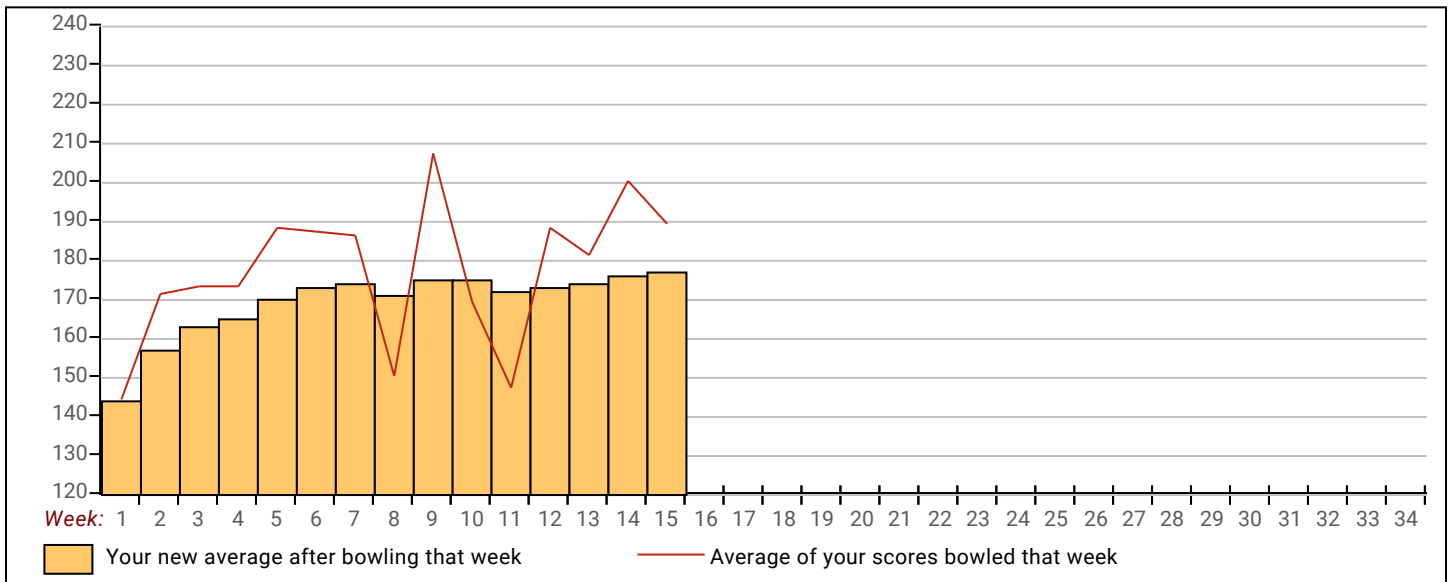
11	11/18/24	175	40	143	137	<b>161</b>	441	561	5694	33	172.55	- 175.10	= -2.55	215	621	260	753
12	11/25/24	172	43	158	<b>202</b>	204	564	<b>693</b>	6258	36	173.83	- 172.55	= 1.29	215	621	260	753
13	12/02/24	173	42	161	<b>192</b>	192	545	671	6803	39	174.44	- 173.83	= 0.60	215	621	260	753
14	12/09/24	174	41	<b>222</b>	<b>179</b>	<b>201</b>	602	<b>725</b>	7405	42	176.31	- 174.44	= 1.87	222	621	263	753
15	12/16/24	176	39	<b>200</b>	176	<b>191</b>	567	<b>684</b>	7972	45	177.16	- 176.31	= 0.85	222	621	263	753



<u>&lt;100</u>	<u>100's</u>	<u>125's</u>	<u>150's</u>	<u>175's</u>	<u>200's</u>	<u>225's</u>	<u>250's</u>	<u>275's</u>	<u>300's</u>
		7	14	11	13				
<u>&lt;400</u>	<u>400's</u>	<u>450's</u>	<u>500's</u>	<u>550's</u>	<u>600's</u>	<u>650's</u>	<u>700's</u>	<u>750's</u>	<u>800's</u>
	2	1	5	5	2				
<u>Avg of Game 1</u>			<u>Avg of Game 2</u>			<u>Avg of Game 3</u>			
170.80			179.87			180.80			

High game of **222** on week **14**      High series of **621** on week **9**      High average of **177.16** after bowling week **15**  
 Low game of **127** on week **8**      Low series of **433** on week **1**      Low average of **144.33** after bowling week **1**

High Scores by Game  
 Game #1: **222** on week **14**    Game #2: **215** on week **9**    Game #3: **209** on week **3**



Note: This report includes information through December 16 which is Week 15 of 32

## John L. Krotz's Bowling Record - Team 13: Auto Central

Week No.	Bowling Date	Old Avg	Old HDCP	-1-	-2-	-3-	Total	HDCP		---Average Change---			High Game	High Sers	HDCP Game	HDCP Sers			
								Total	Pins	Gms	New - Old	---> +/-							
1	09/09/24	bk176	0				0	0	0	0	-	0.00	=	0.00	0	0			
2	09/16/24	bk176	0				0	0	0	0	-	0.00	=	0.00	0	0			
3	09/23/24	bk176	0				0	0	0	0	-	0.00	=	0.00	0	0			
4	09/30/24	bk176	0				0	0	0	0	-	0.00	=	0.00	0	0			
5	10/07/24	bk176	0				0	0	0	0	-	0.00	=	0.00	0	0			
6	10/14/24	bk176	39	236	186	149	571	688	571	3	190.33	-	0.00	=	190.33	236	571	275	688
7	10/21/24	bk176	0				0	0	571	3	190.33	-	190.33	=	0.00	236	571	275	688
8	10/28/24	bk176	0				0	0	571	3	190.33	-	190.33	=	0.00	236	571	275	688
9	11/04/24	bk176	0				0	0	571	3	190.33	-	190.33	=	0.00	236	571	275	688
10	11/11/24	bk176	0				0	0	571	3	190.33	-	190.33	=	0.00	236	571	275	688

**End of 1st split**

11	11/18/24	bk176	0				0	0	571	3	190.33	-	190.33	=	0.00	236	571	275	688
12	11/25/24	bk176	0				0	0	571	3	190.33	-	190.33	=	0.00	236	571	275	688
13	12/02/24	bk176	0				0	0	571	3	190.33	-	190.33	=	0.00	236	571	275	688
14	12/09/24	bk176	39	197	191	203	591	708	1162	6	193.67	-	190.33	=	3.33	236	591	275	708
15	12/16/24	bk176	39				0	0	1162	6	193.67	-	193.67	=	0.00	236	591	275	708

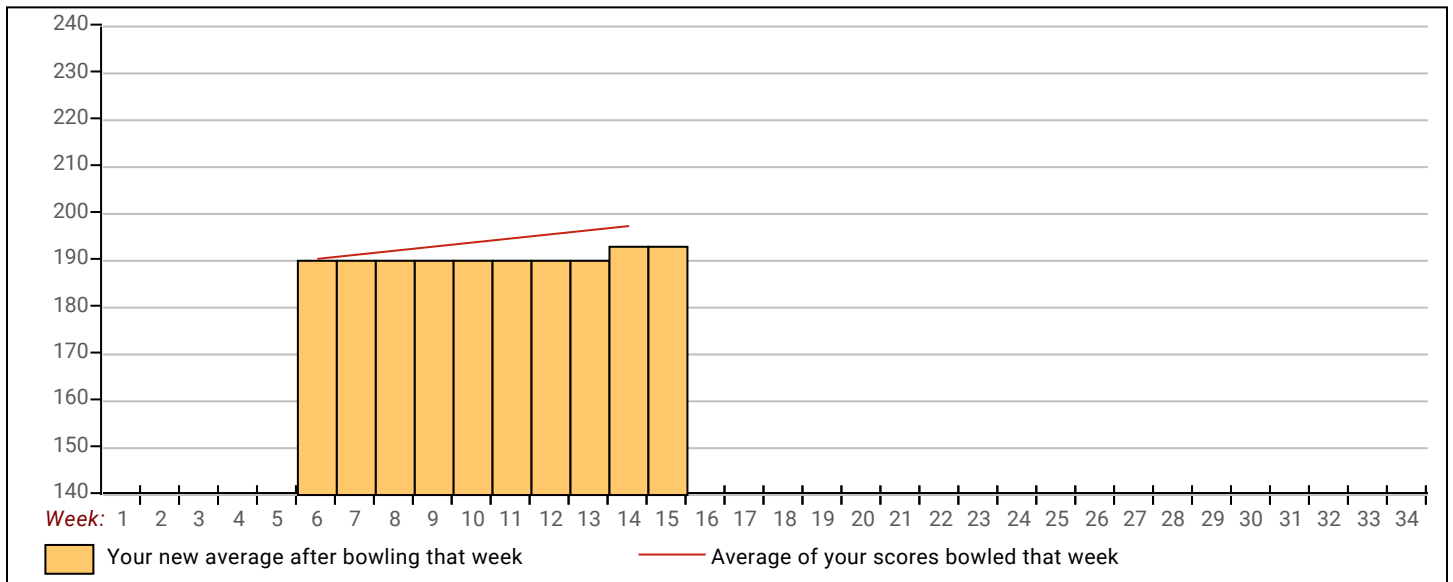


<u>&lt;100</u>	<u>100's</u>	<u>125's</u>	<u>150's</u>	<u>175's</u>	<u>200's</u>	<u>225's</u>	<u>250's</u>	<u>275's</u>	<u>300's</u>
		1		3	1	1			
<u>&lt;400</u>	<u>400's</u>	<u>450's</u>	<u>500's</u>	<u>550's</u>	<u>600's</u>	<u>650's</u>	<u>700's</u>	<u>750's</u>	<u>800's</u>
				2					

<u>Avg of Game 1</u>	<u>Avg of Game 2</u>	<u>Avg of Game 3</u>
216.50	188.50	176.00

High game of 236 on week 6      High series of 591 on week 14      High average of 193.67 after bowling week 14  
 Low game of 149 on week 6      Low series of 571 on week 6      Low average of 190.33 after bowling week 6

High Scores by Game  
 Game #1: 236 on week 6    Game #2: 191 on week 14    Game #3: 203 on week 14



Note: This report includes information through December 16 which is Week 15 of 32

## Chris C. Hunt's Bowling Record - Team 13: Auto Central

Week No.	Bowling Date	Old Avg	Old HDCP	-1-	-2-	-3-	Total	HDCP Total	Pins	Gms	---Average Change---			High Game	High Sers	HDCP Game	HDCP Sers		
											New	Old	---> +/-						
1	09/09/24	0	0				0	0	0	0	-	0.00	=	0.00	0	0			
2	09/16/24	0	0				0	0	0	0	-	0.00	=	0.00	0	0			
3	09/23/24	0	0				0	0	0	0	-	0.00	=	0.00	0	0			
4	09/30/24	176	39	212	154	162	528	645	528	3	176.00	-	0.00	=	176.00	212	528	251	645
5	10/07/24	176	39	203	143	154	500	617	1028	6	171.33	-	176.00	=	-4.67	212	528	251	645
6	10/14/24	171	0				0	0	1028	6	171.33	-	171.33	=	0.00	212	528	251	645
7	10/21/24	171	0				0	0	1028	6	171.33	-	171.33	=	0.00	212	528	251	645
8	10/28/24	171	0				0	0	1028	6	171.33	-	171.33	=	0.00	212	528	251	645
9	11/04/24	171	0				0	0	1028	6	171.33	-	171.33	=	0.00	212	528	251	645
10	11/11/24	171	0				0	0	1028	6	171.33	-	171.33	=	0.00	212	528	251	645

**End of 1st split**

11	11/18/24	171	0				0	0	1028	6	171.33	-	171.33	=	0.00	212	528	251	645
12	11/25/24	171	0				0	0	1028	6	171.33	-	171.33	=	0.00	212	528	251	645
13	12/02/24	171	0				0	0	1028	6	171.33	-	171.33	=	0.00	212	528	251	645
14	12/09/24	171	0				0	0	1028	6	171.33	-	171.33	=	0.00	212	528	251	645
15	12/16/24	171	44				0	0	1028	6	171.33	-	171.33	=	0.00	212	528	251	645



<u>&lt;100</u>	<u>100's</u>	<u>125's</u>	<u>150's</u>	<u>175's</u>	<u>200's</u>	<u>225's</u>	<u>250's</u>	<u>275's</u>	<u>300's</u>
		1	3		2				
<u>&lt;400</u>	<u>400's</u>	<u>450's</u>	<u>500's</u>	<u>550's</u>	<u>600's</u>	<u>650's</u>	<u>700's</u>	<u>750's</u>	<u>800's</u>
			2						

<u>Avg of Game 1</u>	<u>Avg of Game 2</u>	<u>Avg of Game 3</u>
207.50	148.50	158.00

High game of 212 on week 4      High series of 528 on week 4      High average of 176.00 after bowling week 4  
 Low game of 143 on week 5      Low series of 500 on week 5      Low average of 171.33 after bowling week 5

High Scores by Game  
 Game #1: 212 on week 4    Game #2: 154 on week 4    Game #3: 162 on week 4

