

## Team 12: Common Cents Bookkeeping

Name	Avg HDCP		Pins Gms		True Average	To Raise Avg +1	High Game	High Sers	HDCP Game	HDCP Sers	Most Improved Avg +/-	
Ethan M. Mizner	157	58	2366	15	157.73	478	237	497	291	659		
Justin M. Hodges	168	47	7595	45	168.78	517	256	608	310	770	170	-1.22
Shawn E. Mizner	176	39	6898	39	176.87	536	229	595	266	724	181	-4.13
Tyler L. Mizner	185	30	7244	39	185.74	568	233	610	267	703	183	+2.74
Michael G. Marcellus	196	19	8845	45	196.56	611	251	667	275	742	192	+4.56
Austin M. Longmore	192	23	7493	39	192.13	613	244	673	281	768	188	+4.13

## Team History

Week No.	Bowling Date	Opp. Team	-1-	-2-	-3-	Total	Avg p/gm	Last Wk WON	Last Wk Lost	Points Won	Points Lost	High Game	High Sers	HDCP Game	HDCP Sers
1	09/09/24	11	933	978	917	2828	942	27	13	27	13	978	2828	1164	3386
2	09/16/24	9	1020	972	876	2868	949	28	12	55	25	1020	2868	1206	3426
3	09/23/24	1	828	917	946	2691	931	16	24	71	49	1020	2868	1206	3426
4	09/30/24	4	837	879	942	2658	920	14½	25½	85½	74½	1020	2868	1206	3426
5	10/07/24	7	1068	894	863	2825	924	14	26	99½	100½	1068	2868	1225	3426
6	10/14/24	5	896	932	788	2616	915	5½	34½	105	135	1068	2868	1225	3426
7	10/21/24	2	940	871	927	2738	915	28	12	133	147	1068	2868	1225	3426
8	10/28/24	13	895	851	942	2688	913	26½	13½	159½	160½	1068	2868	1225	3426
9	11/04/24	3	893	896	810	2599	907	16	24	175½	184½	1068	2868	1225	3426
10	11/11/24	6	804	906	939	2649	905	11½	28½	187	213	1068	2868	1225	3426

### End of 1st split

11	11/18/24	10	907	896	896	2699	904	13	27	13	27	1068	2868	1225	3426
12	11/25/24	8	959	1005	928	2892	909	7	33	20	60	1068	2892	1225	3426
13	12/02/24	14	1006	919	1075	3000	916	36	4	56	64	1075	3000	1238	3489
14	12/09/24	6	813	880	860	2553	912	18	22	74	86	1075	3000	1238	3489
15	12/16/24	11	897	910	880	2687	910	8½	31½	82½	117½	1075	3000	1238	3489

Note: This report includes information through December 16 which is Week 15 of 32

## Ethan M. Mizner's Bowling Record - Team 12: Common Cents Bookkeeping

Week No.	Bowling Date	Old Avg	Old HDCP	---Average Change---			Total	HDCP Total	Pins	Gms	New	Old	+/-	High Game	High Sers	HDCP Game	HDCP Sers		
				-1-	-2-	-3-													
1	09/09/24	0	0				0	0	0	0	-	0.00	=	0.00	0	0			
2	09/16/24	0	0				0	0	0	0	-	0.00	=	0.00	0	0			
3	09/23/24	0	0				0	0	0	0	-	0.00	=	0.00	0	0			
4	09/30/24	0	0				0	0	0	0	-	0.00	=	0.00	0	0			
5	10/07/24	0	0				0	0	0	0	-	0.00	=	0.00	0	0			
6	10/14/24	0	0				0	0	0	0	-	0.00	=	0.00	0	0			
7	10/21/24	0	0				0	0	0	0	-	0.00	=	0.00	0	0			
8	10/28/24	0	0				0	0	0	0	-	0.00	=	0.00	0	0			
9	11/04/24	161	54	166	<b>157</b>	161	484	646	484	3	161.33	-	0.00	=	<b>161.33</b>	166	484	220	646
10	11/11/24	161	54	126	134	<b>237</b>	497	<b>659</b>	981	6	163.50	-	161.33	=	<b>2.17</b>	237	497	291	659

### End of 1st split

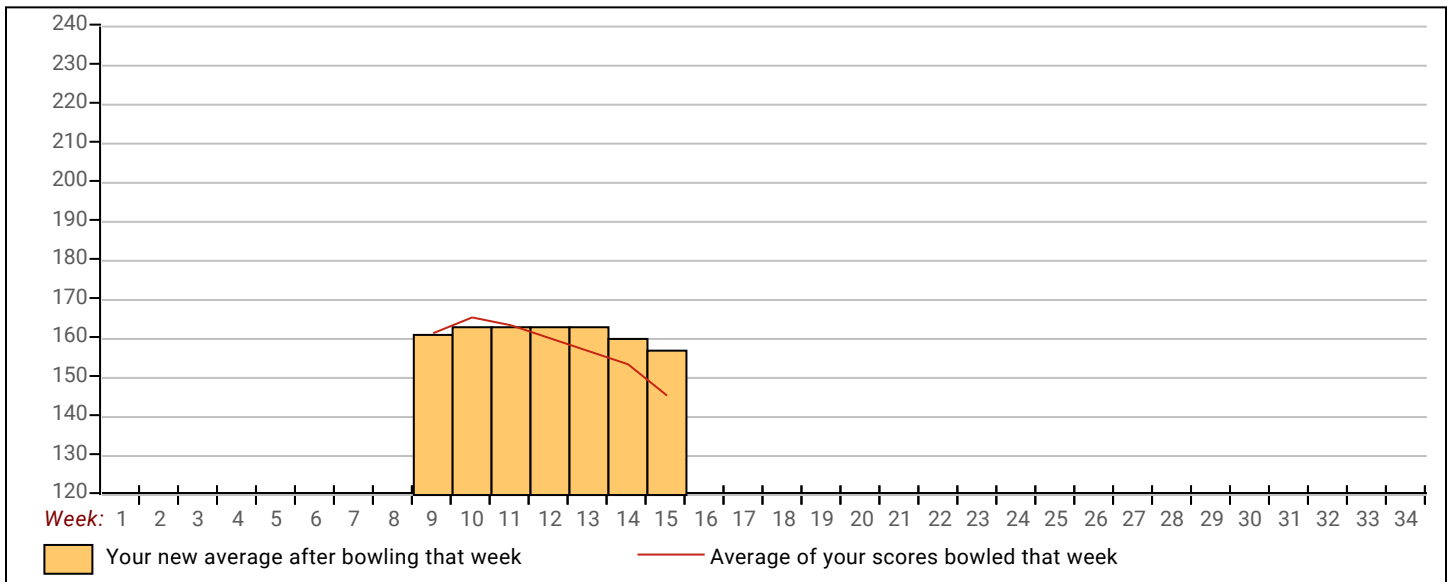
11	11/18/24	163	52	130	<b>169</b>	190	489	645	1470	9	163.33	-	163.50	=	<b>-0.17</b>	237	497	291	659
12	11/25/24	163	0				0	0	1470	9	163.33	-	163.33	=	<b>0.00</b>	237	497	291	659
13	12/02/24	163	0				0	0	1470	9	163.33	-	163.33	=	<b>0.00</b>	237	497	291	659
14	12/09/24	163	52	<b>180</b>	137	<b>142</b>	459	615	1929	12	160.75	-	163.33	=	<b>-2.58</b>	237	497	291	659
15	12/16/24	160	55	<b>143</b>	<b>143</b>	151	437	602	2366	15	157.73	-	160.75	=	<b>-3.02</b>	237	497	291	659

<u>&lt;100</u>	<u>100's</u>	<u>125's</u>	<u>150's</u>	<u>175's</u>	<u>200's</u>	<u>225's</u>	<u>250's</u>	<u>275's</u>	<u>300's</u>
		7	5	2		1			
<u>&lt;400</u>	<u>400's</u>	<u>450's</u>	<u>500's</u>	<u>550's</u>	<u>600's</u>	<u>650's</u>	<u>700's</u>	<u>750's</u>	<u>800's</u>
	1	4							

<u>Avg of Game 1</u>	<u>Avg of Game 2</u>	<u>Avg of Game 3</u>
149.00	148.00	176.20

High game of **237** on week **10**      High series of **497** on week **10**      High average of **163.50** after bowling week **10**  
 Low game of **126** on week **10**      Low series of **437** on week **15**      Low average of **157.73** after bowling week **15**

High Scores by Game  
 Game #1: **180** on week **14**    Game #2: **169** on week **11**    Game #3: **237** on week **10**



Note: This report includes information through December 16 which is Week 15 of 32

## Justin M. Hodges's Bowling Record - Team 12: Common Cents Bookkeeping

Week No.	Bowling Date	Old Avg	Old HDCP	Score Breakdown				HDCP Total	Pins Gms		---Average Change---			High Game	High Sers	HDCP Game	HDCP Sers	
				-1-	-2-	-3-	Total		Total	Gms	New	Old	+/-					
1	09/09/24	bk168	47	167	182	177	526	667	526	3	175.33	-	0.00	= 175.33	182	526	229	667
2	09/16/24	bk168	47	166	197	130	493	634	1019	6	169.83	-	175.33	= -5.50	197	526	244	667
3	09/23/24	bk168	47	128	153	172	453	594	1472	9	163.56	-	169.83	= -6.28	197	526	244	667
4	09/30/24	163	52	136	184	151	471	627	1943	12	161.92	-	163.56	= -1.64	197	526	244	667
5	10/07/24	161	54	256	204	148	608	770	2551	15	170.07	-	161.92	= 8.15	256	608	310	770
6	10/14/24	170	45	246	169	175	590	725	3141	18	174.50	-	170.07	= 4.43	256	608	310	770
7	10/21/24	174	41	122	162	155	439	562	3580	21	170.48	-	174.50	= -4.02	256	608	310	770
8	10/28/24	170	45	138	158	171	467	602	4047	24	168.63	-	170.48	= -1.85	256	608	310	770
9	11/04/24	168	47	171	173	135	479	620	4526	27	167.63	-	168.63	= -1.00	256	608	310	770
10	11/11/24	167	48	180	203	159	542	686	5068	30	168.93	-	167.63	= 1.30	256	608	310	770

### End of 1st split

11	11/18/24	168	47	173	149	146	468	609	5536	33	167.76	-	168.93	= -1.18	256	608	310	770
12	11/25/24	167	48	188	130	190	508	652	6044	36	167.89	-	167.76	= 0.13	256	608	310	770
13	12/02/24	167	48	200	181	184	565	709	6609	39	169.46	-	167.89	= 1.57	256	608	310	770
14	12/09/24	169	46	173	138	134	445	583	7054	42	167.95	-	169.46	= -1.51	256	608	310	770
15	12/16/24	167	48	191	191	159	541	685	7595	45	168.78	-	167.95	= 0.83	256	608	310	770

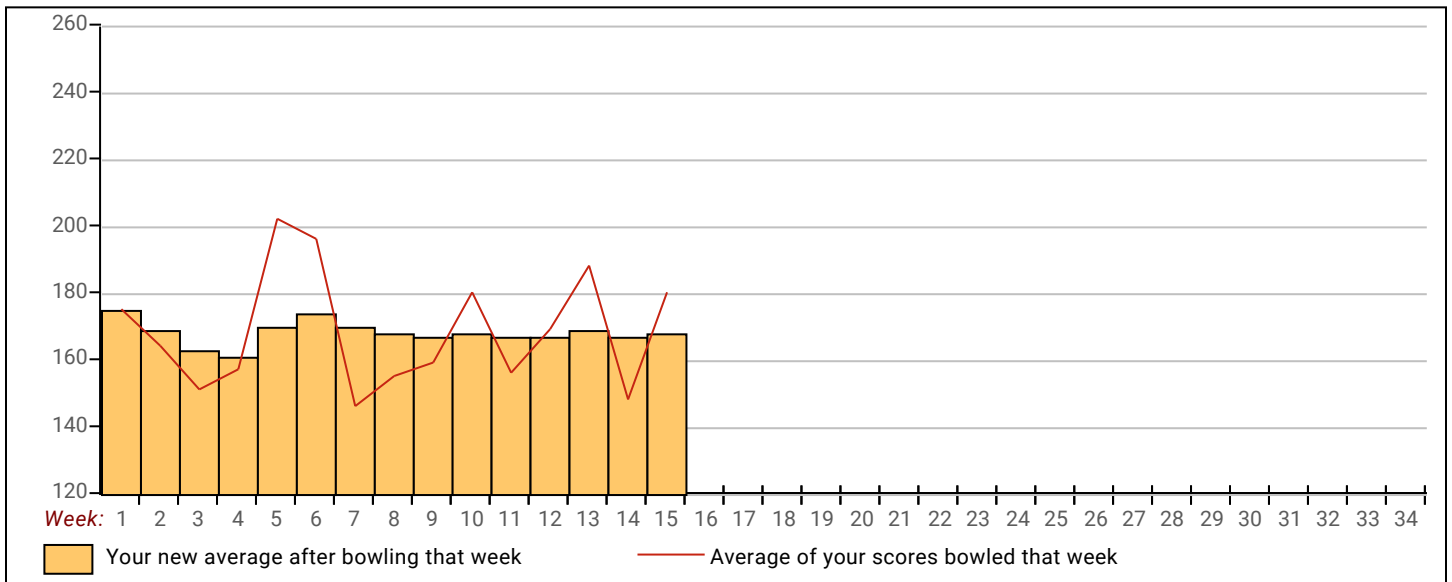


<u>&lt;100</u>	<u>100's</u>	<u>125's</u>	<u>150's</u>	<u>175's</u>	<u>200's</u>	<u>225's</u>	<u>250's</u>	<u>275's</u>	<u>300's</u>
	1	11	16	12	3	1	1		
<u>&lt;400</u>	<u>400's</u>	<u>450's</u>	<u>500's</u>	<u>550's</u>	<u>600's</u>	<u>650's</u>	<u>700's</u>	<u>750's</u>	<u>800's</u>
	2	6	4	2	1				

<u>Avg of Game 1</u>	<u>Avg of Game 2</u>	<u>Avg of Game 3</u>
175.67	171.60	159.07

High game of 256 on week 5      High series of 608 on week 5      High average of 175.33 after bowling week 1  
 Low game of 122 on week 7      Low series of 439 on week 7      Low average of 161.92 after bowling week 4

High Scores by Game  
 Game #1: 256 on week 5    Game #2: 204 on week 5    Game #3: 190 on week 12



Note: This report includes information through December 16 which is Week 15 of 32

## Shawn E. Mizner's Bowling Record - Team 12: Common Cents Bookkeeping

Week No.	Bowling Date	Old Avg	Old HDCP	Scores				HDCP Total	Pins Gms		---Average Change---			High Game	High Sers	HDCP Game	HDCP Sers		
				-1-	-2-	-3-	Total		Total	Gms	New	Old	+/-						
1	09/09/24	bk172	43	189	158	166	513	642	513	3	171.00	-	0.00	=	171.00	189	513	232	642
2	09/16/24	bk172	43	223	191	181	595	724	1108	6	184.67	-	171.00	=	13.67	223	595	266	724
3	09/23/24	bk172	43	149	199	219	567	696	1675	9	186.11	-	184.67	=	1.44	223	595	266	724
4	09/30/24	186	29	154	131	229	514	601	2189	12	182.42	-	186.11	=	-3.69	229	595	266	724
5	10/07/24	182	33	202	123	171	496	595	2685	15	179.00	-	182.42	=	-3.42	229	595	266	724
6	10/14/24	179	36	159	209	180	548	656	3233	18	179.61	-	179.00	=	0.61	229	595	266	724
7	10/21/24	179	36	220	161	190	571	679	3804	21	181.14	-	179.61	=	1.53	229	595	266	724
8	10/28/24	181	34	165	153	163	481	583	4285	24	178.54	-	181.14	=	-2.60	229	595	266	724
9	11/04/24	178	37	200	173	167	540	651	4825	27	178.70	-	178.54	=	0.16	229	595	266	724
10	11/11/24	178	37	165	201	153	519	630	5344	30	178.13	-	178.70	=	-0.57	229	595	266	724

### End of 1st split

11	11/18/24	178	0				0	0	5344	30	178.13	-	178.13	=	0.00	229	595	266	724
12	11/25/24	178	0				0	0	5344	30	178.13	-	178.13	=	0.00	229	595	266	724
13	12/02/24	178	37	182	149	200	531	642	5875	33	178.03	-	178.13	=	-0.10	229	595	266	724
14	12/09/24	178	37	165	188	180	533	644	6408	36	178.00	-	178.03	=	-0.03	229	595	266	724
15	12/16/24	178	37	164	158	168	490	601	6898	39	176.87	-	178.00	=	-1.13	229	595	266	724

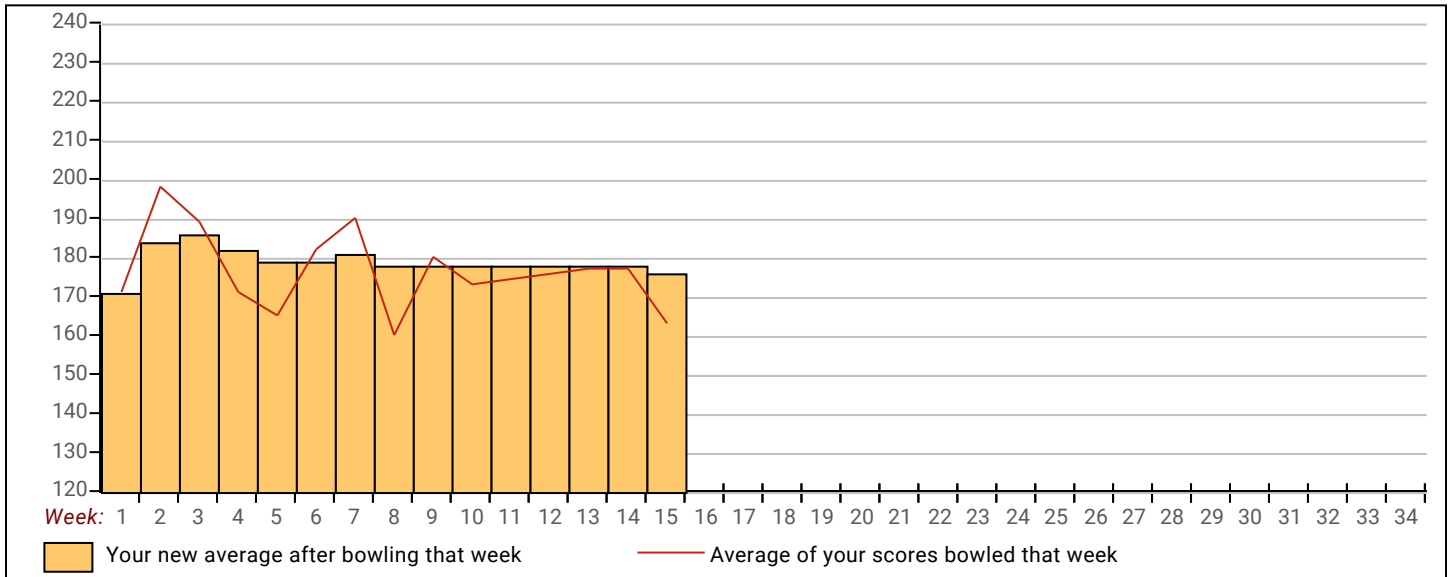
<u>&lt;100</u>	<u>100's</u>	<u>125's</u>	<u>150's</u>	<u>175's</u>	<u>200's</u>	<u>225's</u>	<u>250's</u>	<u>275's</u>	<u>300's</u>
	1	3	17	9	8	1			
<u>&lt;400</u>	<u>400's</u>	<u>450's</u>	<u>500's</u>	<u>550's</u>	<u>600's</u>	<u>650's</u>	<u>700's</u>	<u>750's</u>	<u>800's</u>
		3	7	3					

Avg of Game 1	Avg of Game 2	Avg of Game 3
179.77	168.77	182.08

High game of **229** on week **4**      High series of **595** on week **2**      High average of **186.11** after bowling week **3**  
 Low game of **123** on week **5**      Low series of **481** on week **8**      Low average of **171.00** after bowling week **1**

### High Scores by Game

Game #1: **223** on week **2**    Game #2: **209** on week **6**    Game #3: **229** on week **4**



Note: This report includes information through December 16 which is Week 15 of 32

## Tyler L. Mizner's Bowling Record - Team 12: Common Cents Bookkeeping

Week No.	Bowling Date	Old Avg	Old HDCP	HDCP				HDCP Total		Pins Gms		---Average Change---			High Game	High Sers	HDCP Game	HDCP Sers
				-1-	-2-	-3-	Total	Total			New - Old	---> +/-						
1	09/09/24	bk186	29	162	179	193	534	621	534	3	178.00	-	0.00	= 178.00	193	534	222	621
2	09/16/24	bk186	29	170	145	175	490	577	1024	6	170.67	-	178.00	= -7.33	193	534	222	621
3	09/23/24	bk186	29	203	175	189	567	654	1591	9	176.78	-	170.67	= 6.11	203	567	232	654
4	09/30/24	176	39	178	210	168	556	673	2147	12	178.92	-	176.78	= 2.14	210	567	249	673
5	10/07/24	178	37	229	182	162	573	684	2720	15	181.33	-	178.92	= 2.42	229	573	266	684
6	10/14/24	181	34	195	233	159	587	689	3307	18	183.72	-	181.33	= 2.39	233	587	267	689
7	10/21/24	183	32	166	213	164	543	639	3850	21	183.33	-	183.72	= -0.39	233	587	267	689
8	10/28/24	183	32	201	172	159	532	628	4382	24	182.58	-	183.33	= -0.75	233	587	267	689
9	11/04/24	182	0				0	0	4382	24	182.58	-	182.58	= 0.00	233	587	267	689
10	11/11/24	182	33	175	190	215	580	679	4962	27	183.78	-	182.58	= 1.19	233	587	267	689

### End of 1st split

11	11/18/24	183	32	177	196	180	553	649	5515	30	183.83	-	183.78	= 0.06	233	587	267	689
12	11/25/24	183	32	150	191	202	543	639	6058	33	183.58	-	183.83	= -0.26	233	587	267	689
13	12/02/24	183	32	143	221	212	576	672	6634	36	184.28	-	183.58	= 0.70	233	587	267	689
14	12/09/24	184	0				0	0	6634	36	184.28	-	184.28	= 0.00	233	587	267	689
15	12/16/24	184	31	206	205	199	610	703	7244	39	185.74	-	184.28	= 1.47	233	610	267	703

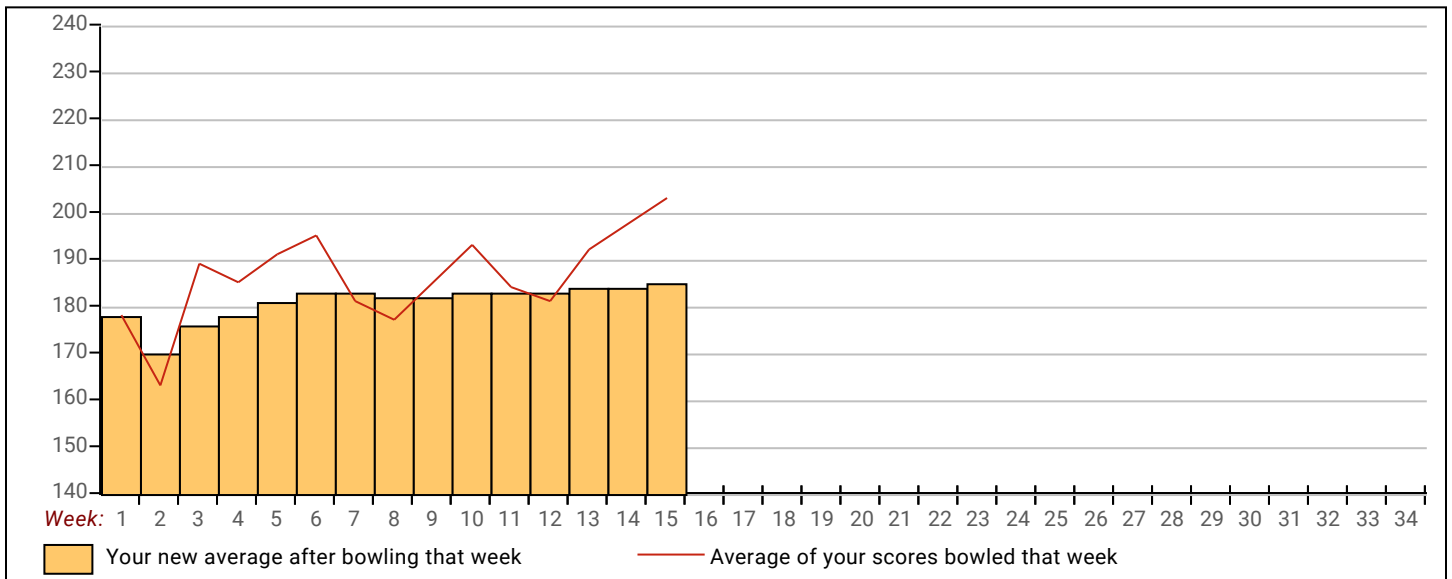
<u>&lt;100</u>	<u>100's</u>	<u>125's</u>	<u>150's</u>	<u>175's</u>	<u>200's</u>	<u>225's</u>	<u>250's</u>	<u>275's</u>	<u>300's</u>
		2	10	15	10	2			
<u>&lt;400</u>	<u>400's</u>	<u>450's</u>	<u>500's</u>	<u>550's</u>	<u>600's</u>	<u>650's</u>	<u>700's</u>	<u>750's</u>	<u>800's</u>
		1	4	7	1				

<u>Avg of Game 1</u>	<u>Avg of Game 2</u>	<u>Avg of Game 3</u>
181.15	193.23	182.85

High game of **233** on week **6**      High series of **610** on week **15**      High average of **185.74** after bowling week **15**  
 Low game of **143** on week **13**      Low series of **490** on week **2**      Low average of **170.67** after bowling week **2**

### High Scores by Game

Game #1: **229** on week **5**    Game #2: **233** on week **6**    Game #3: **215** on week **10**



Note: This report includes information through December 16 which is Week 15 of 32

## Michael G. Marcellus's Bowling Record - Team 12: Common Cents Bookkeeping

Week No.	Bowling Date	Old Avg	Old HDCP	HDCP				---Average Change---			High Game	High Sers	HDCP Game	HDCP Sers					
				-1-	-2-	-3-	Total	New	Old	+/-									
1	09/09/24	bk185	30	214	245	185	644	734	644	3	214.67	-	0.00	=	214.67	245	644	275	734
2	09/16/24	bk185	30	239	195	199	633	723	1277	6	212.83	-	214.67	=	-1.83	245	644	275	734
3	09/23/24	bk185	30	172	200	194	566	656	1843	9	204.78	-	212.83	=	-8.06	245	644	275	734
4	09/30/24	204	11	171	149	179	499	532	2342	12	195.17	-	204.78	=	-9.61	245	644	275	734
5	10/07/24	195	20	210	204	224	638	698	2980	15	198.67	-	195.17	=	3.50	245	644	275	734
6	10/14/24	198	17	172	152	143	467	518	3447	18	191.50	-	198.67	=	-7.17	245	644	275	734
7	10/21/24	191	24	199	189	206	594	666	4041	21	192.43	-	191.50	=	0.93	245	644	275	734
8	10/28/24	192	23	203	189	224	616	685	4657	24	194.04	-	192.43	=	1.61	245	644	275	734
9	11/04/24	194	21	196	180	156	532	595	5189	27	192.19	-	194.04	=	-1.86	245	644	275	734
10	11/11/24	192	23	158	178	175	511	580	5700	30	190.00	-	192.19	=	-2.19	245	644	275	734

### End of 1st split

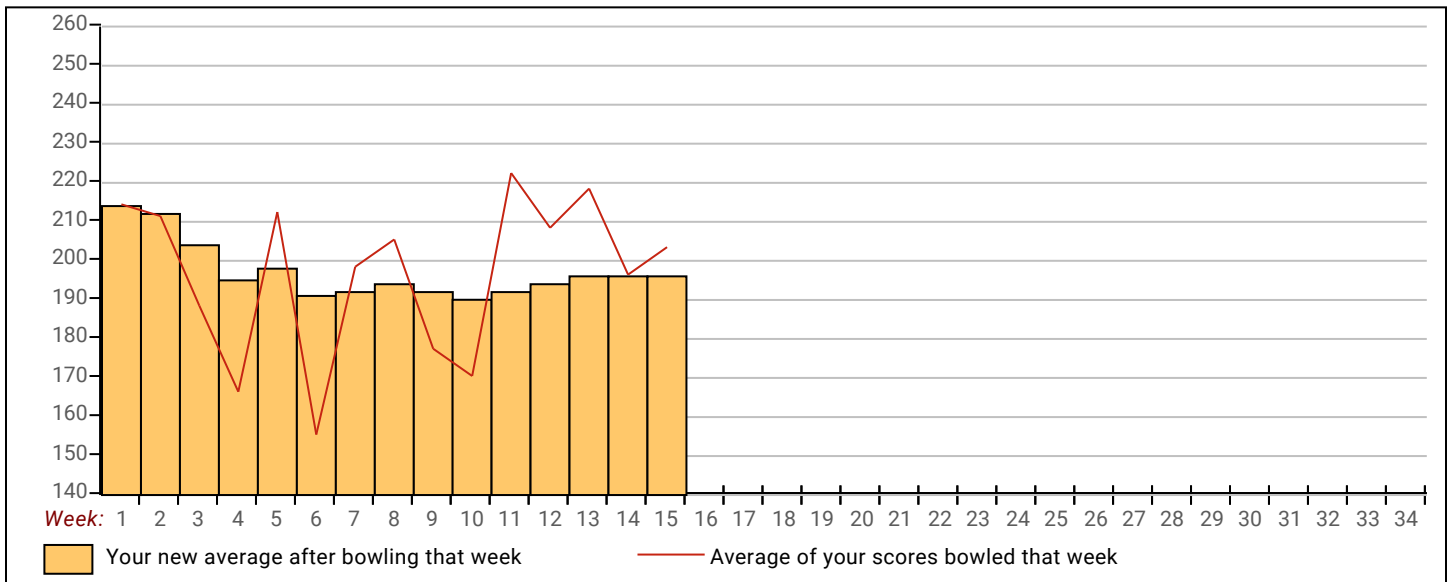
11	11/18/24	190	25	224	235	208	667	742	6367	33	192.94	-	190.00	=	2.94	245	667	275	742
12	11/25/24	192	23	205	251	169	625	694	6992	36	194.22	-	192.94	=	1.28	251	667	275	742
13	12/02/24	194	21	246	174	235	655	718	7647	39	196.08	-	194.22	=	1.85	251	667	275	742
14	12/09/24	196	19	156	236	197	589	646	8236	42	196.10	-	196.08	=	0.02	251	667	275	742
15	12/16/24	196	19	193	213	203	609	666	8845	45	196.56	-	196.10	=	0.46	251	667	275	742

<u>&lt;100</u>	<u>100's</u>	<u>125's</u>	<u>150's</u>	<u>175's</u>	<u>200's</u>	<u>225's</u>	<u>250's</u>	<u>275's</u>	<u>300's</u>
		2	9	14	13	6	1		
<u>&lt;400</u>	<u>400's</u>	<u>450's</u>	<u>500's</u>	<u>550's</u>	<u>600's</u>	<u>650's</u>	<u>700's</u>	<u>750's</u>	<u>800's</u>
		2	2	3	6	2			

<u>Avg of Game 1</u>	<u>Avg of Game 2</u>	<u>Avg of Game 3</u>
197.20	199.33	193.13

High game of **251** on week **12**      High series of **667** on week **11**      High average of **214.67** after bowling week **1**  
 Low game of **143** on week **6**      Low series of **467** on week **6**      Low average of **190.00** after bowling week **10**

High Scores by Game  
 Game #1: **246** on week **13**    Game #2: **251** on week **12**    Game #3: **235** on week **13**



Note: This report includes information through December 16 which is Week 15 of 32

## Austin M. Longmore's Bowling Record - Team 12: Common Cents Bookkeeping

Week No.	Bowling Date	Old Avg	Old HDCP	Score Breakdown				HDCP Total	Pins Gms		---Average Change---			High Game	High Sers	HDCP Game	HDCP Sers		
				-1-	-2-	-3-	Total		Total	Gms	New	Old	+/-						
1	09/09/24	bk178	37	201	214	196	611	722	611	3	203.67	-	0.00	=	203.67	214	611	251	722
2	09/16/24	bk178	37	222	244	191	657	768	1268	6	211.33	-	203.67	=	7.67	244	657	281	768
3	09/23/24	bk178	37	176	190	172	538	649	1806	9	200.67	-	211.33	=	-10.67	244	657	281	768
4	09/30/24	200	15	198	205	215	618	663	2424	12	202.00	-	200.67	=	1.33	244	657	281	768
5	10/07/24	202	13	171	181	158	510	549	2934	15	195.60	-	202.00	=	-6.40	244	657	281	768
6	10/14/24	195	20	124	169	131	424	484	3358	18	186.56	-	195.60	=	-9.04	244	657	281	768
7	10/21/24	186	29	233	146	212	591	678	3949	21	188.05	-	186.56	=	1.49	244	657	281	768
8	10/28/24	188	27	188	179	225	592	673	4541	24	189.21	-	188.05	=	1.16	244	657	281	768
9	11/04/24	189	26	160	213	191	564	642	5105	27	189.07	-	189.21	=	-0.13	244	657	281	768
10	11/11/24	189	0				0	0	5105	27	189.07	-	189.07	=	0.00	244	657	281	768

### End of 1st split

11	11/18/24	189	26	203	147	172	522	600	5627	30	187.57	-	189.07	=	-1.51	244	657	281	768
12	11/25/24	187	28	234	220	212	666	750	6293	33	190.70	-	187.57	=	3.13	244	666	281	768
13	12/02/24	190	25	235	194	244	673	748	6966	36	193.50	-	190.70	=	2.80	244	673	281	768
14	12/09/24	193	22	139	181	207	527	593	7493	39	192.13	-	193.50	=	-1.37	244	673	281	768
15	12/16/24	192	23				0	0	7493	39	192.13	-	192.13	=	0.00	244	673	281	768



<u>&lt;100</u>	<u>100's</u>	<u>125's</u>	<u>150's</u>	<u>175's</u>	<u>200's</u>	<u>225's</u>	<u>250's</u>	<u>275's</u>	<u>300's</u>
	1	4	6	11	11	6			
<u>&lt;400</u>	<u>400's</u>	<u>450's</u>	<u>500's</u>	<u>550's</u>	<u>600's</u>	<u>650's</u>	<u>700's</u>	<u>750's</u>	<u>800's</u>
	1		4	3	2	3			

Avg of Game 1	Avg of Game 2	Avg of Game 3
191.08	191.00	194.31

High game of **244** on week **2**      High series of **673** on week **13**      High average of **211.33** after bowling week **2**  
 Low game of **124** on week **6**      Low series of **424** on week **6**      Low average of **186.56** after bowling week **6**

High Scores by Game  
 Game #1: **235** on week **13**    Game #2: **244** on week **2**    Game #3: **244** on week **13**

