

## Team 11: Cornhusker Ag/Rising Ag

Name	Avg HDCP		Pins Gms		True Average	To Raise Avg +1	High Game	High Sers	HDCP Game	HDCP Sers	Most Improved Avg +/-	
Doug Samuelson	136	79	4511	33	136.70	421	192	485	274	741	134	+2.70
Brent E. Hollis	156	59	936	6	156.00	477	226	511	300	733		
Hewitt P. Moyer	172	43	5174	30	172.47	535	213	573	250	709	171	+1.47
Danny Jeffryes	171	44	4625	27	171.30	535	205	573	256	726	172	-0.70
Carter R. Hollis	202	13	8525	42	202.98	610	267	649	280	686	202	+0.98
Jared J. Samuelson	210	5	8835	42	210.36	660	269	684	282	710	213	-2.64
Blake R. Bogus	134	81	4038	30	134.60	417	172	465	262	729	134	+0.60
Bob G. Vogt	bk164	51	552	3	184.00	558	201	552	252	705		

## Team History

Week No.	Bowling Date	Opp. Team	-1-	-2-	-3-	Total	Avg p/gm	Last Wk WON	Last Wk Lost	Points Won	Points Lost	High Game	High Sers	HDCP Game	HDCP Sers
1	09/09/24	12	713	795	878	2386	795	13	27	13	27	878	2386	1177	3283
2	09/16/24	2	<b>870</b>	<b>879</b>	<b>876</b>	<b>2625</b>	835	14½	25½	27½	52½	879	2625	1177	3393
3	09/23/24	10	<b>983</b>	<b>891</b>	<b>895</b>	<b>2769</b>	864	25	15	52½	67½	983	2769	1195	3405
4	09/30/24	8	892	822	<b>900</b>	2614	866	33	7	85½	74½	983	2769	1195	3405
5	10/07/24	3	853	<b>853</b>	<b>968</b>	<b>2674</b>	871	13	27	98½	101½	983	2769	1199	3405
6	10/14/24	14	<b>880</b>	852	782	2514	865	9½	30½	108	132	983	2769	1199	3405
7	10/21/24	1	<b>918</b>	800	747	2465	859	3	37	111	169	983	2769	1199	3405
8	10/28/24	9	797	844	<b>944</b>	<b>2585</b>	859	20	20	131	189	983	2769	1199	3405
9	11/04/24	13	<b>942</b>	<b>894</b>	<b>955</b>	<b>2791</b>	867	14	26	145	215	983	2791	1199	3405
10	11/11/24	8	<b>863</b>	897	<b>925</b>	<b>2685</b>	870	21½	18½	166½	233½	983	2791	1199	3405

### End of 1st split

11	11/18/24	4	<b>842</b>	789	744	<b>2375</b>	863	10	30	10	30	983	2791	1199	3405
12	11/25/24	5	897	832	<b>941</b>	2670	865	14	26	24	56	983	2791	1199	3405
13	12/02/24	6	852	855	879	2586	865	21	19	45	75	983	2791	1199	3405
14	12/09/24	7	<b>908</b>	<b>922</b>	<b>907</b>	<b>2737</b>	868	15	25	60	100	983	2791	1199	3405
15	12/16/24	12	887	859	819	2565	867	31½	8½	91½	108½	983	2791	1199	3405

Note: This report includes information through December 16 which is Week 15 of 32

## Douglas J. Samuelson's Bowling Record - Team 11: Cornhusker Ag/Rising Ag

Week No.	Bowling Date	Old Avg	Old HDCP	Score Breakdown			Total	HDCP Total	Pins Gms		---Average Change---			High Game	High Sers	HDCP Game	HDCP Sers		
				-1-	-2-	-3-			New	Old	Change								
1	09/09/24	113	102	92	125	123	340	646	340	3	113.33	-	0.00	=	113.33	125	340	227	646
2	09/16/24	113	102	119	142	118	379	685	719	6	119.83	-	113.33	=	6.50	142	379	244	685
3	09/23/24	119	96	141	168	144	453	741	1172	9	130.22	-	119.83	=	10.39	168	453	264	741
4	09/30/24	130	85	132	176	165	473	728	1645	12	137.08	-	130.22	=	6.86	176	473	264	741
5	10/07/24	137	78	143	142	118	403	637	2048	15	136.53	-	137.08	=	-0.55	176	473	264	741
6	10/14/24	136	79	136	110	113	359	596	2407	18	133.72	-	136.53	=	-2.81	176	473	264	741
7	10/21/24	133	0				0	0	2407	18	133.72	-	133.72	=	0.00	176	473	264	741
8	10/28/24	133	82	95	151	176	422	668	2829	21	134.71	-	133.72	=	0.99	176	473	264	741
9	11/04/24	134	0				0	0	2829	21	134.71	-	134.71	=	0.00	176	473	264	741
10	11/11/24	134	0				0	0	2829	21	134.71	-	134.71	=	0.00	176	473	264	741

### End of 1st split

11	11/18/24	134	81	122	130	125	377	620	3206	24	133.58	-	134.71	=	-1.13	176	473	264	741
12	11/25/24	133	82	192	140	153	485	731	3691	27	136.70	-	133.58	=	3.12	192	485	274	741
13	12/02/24	136	79	140	151	155	446	683	4137	30	137.90	-	136.70	=	1.20	192	485	274	741
14	12/09/24	137	0				0	0	4137	30	137.90	-	137.90	=	0.00	192	485	274	741
15	12/16/24	137	78	117	120	137	374	608	4511	33	136.70	-	137.90	=	-1.20	192	485	274	741



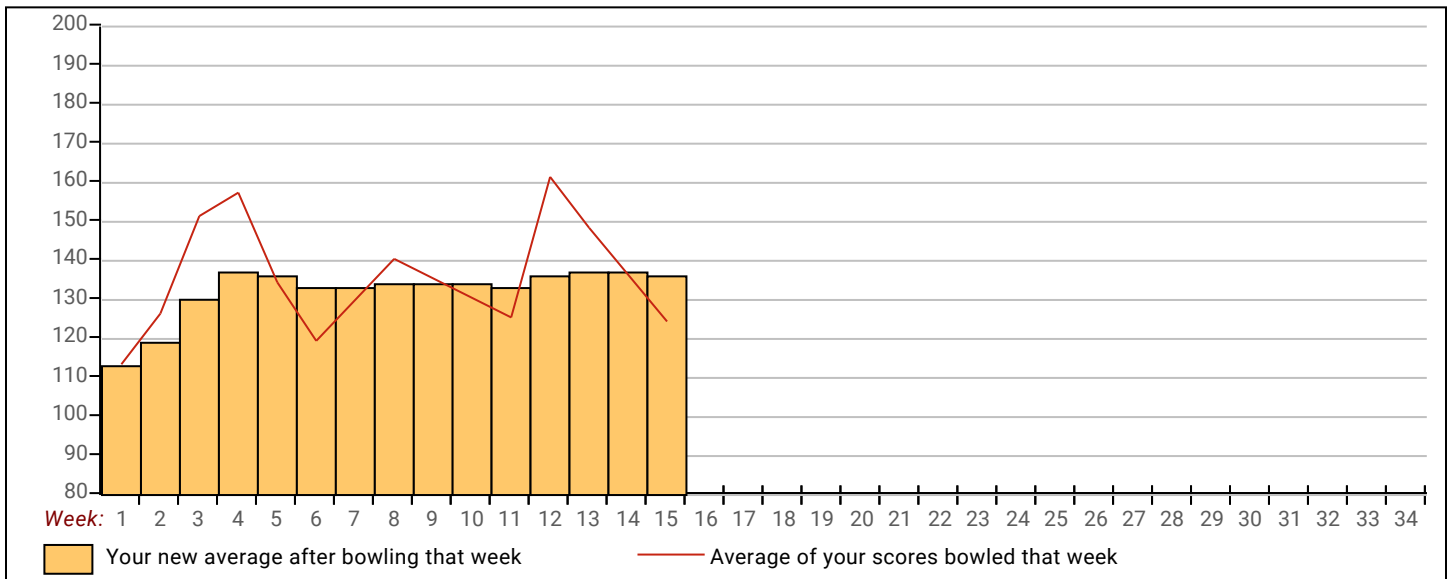
<u>&lt;100</u>	<u>100's</u>	<u>125's</u>	<u>150's</u>	<u>175's</u>	<u>200's</u>	<u>225's</u>	<u>250's</u>	<u>275's</u>	<u>300's</u>
2	9	13	6	3					
<u>&lt;400</u>	<u>400's</u>	<u>450's</u>	<u>500's</u>	<u>550's</u>	<u>600's</u>	<u>650's</u>	<u>700's</u>	<u>750's</u>	<u>800's</u>
5	3	3							

<u>Avg of Game 1</u>	<u>Avg of Game 2</u>	<u>Avg of Game 3</u>
129.91	141.36	138.82

High game of **192** on week **12**      High series of **485** on week **12**      High average of **137.90** after bowling week **13**  
 Low game of **92** on week **1**      Low series of **340** on week **1**      Low average of **113.33** after bowling week **1**

### High Scores by Game

Game #1: **192** on week **12**    Game #2: **176** on week **4**    Game #3: **176** on week **8**



Note: This report includes information through December 16 which is Week 15 of 32

## Brent E. Hollis's Bowling Record - Team 11: Cornhusker Ag/Rising Ag

Week No.	Bowling Date	Old Avg	Old HDCP	Score Breakdown				HDCP		Pins Gms		---Average Change---			High Game	High Sers	HDCP Game	HDCP Sers	
				-1-	-2-	-3-	Total	Total			New	Old	---> +/-						
1	09/09/24	141	74	113	157	155	425	647	425	3	141.67	-	0.00	=	141.67	157	425	231	647
2	09/16/24	141	0				0	0	425	3	141.67	-	141.67	=	0.00	157	425	231	647
3	09/23/24	141	0				0	0	425	3	141.67	-	141.67	=	0.00	157	425	231	647
4	09/30/24	141	0				0	0	425	3	141.67	-	141.67	=	0.00	157	425	231	647
5	10/07/24	141	0				0	0	425	3	141.67	-	141.67	=	0.00	157	425	231	647
6	10/14/24	141	0				0	0	425	3	141.67	-	141.67	=	0.00	157	425	231	647
7	10/21/24	141	0				0	0	425	3	141.67	-	141.67	=	0.00	157	425	231	647
8	10/28/24	141	0				0	0	425	3	141.67	-	141.67	=	0.00	157	425	231	647
9	11/04/24	141	0				0	0	425	3	141.67	-	141.67	=	0.00	157	425	231	647
10	11/11/24	141	0				0	0	425	3	141.67	-	141.67	=	0.00	157	425	231	647

### End of 1st split

11	11/18/24	141	0				0	0	425	3	141.67	-	141.67	=	0.00	157	425	231	647
12	11/25/24	141	0				0	0	425	3	141.67	-	141.67	=	0.00	157	425	231	647
13	12/02/24	141	0				0	0	425	3	141.67	-	141.67	=	0.00	157	425	231	647
14	12/09/24	141	0				0	0	425	3	141.67	-	141.67	=	0.00	157	425	231	647
15	12/16/24	141	74	226	170	115	511	733	936	6	156.00	-	141.67	=	14.33	226	511	300	733

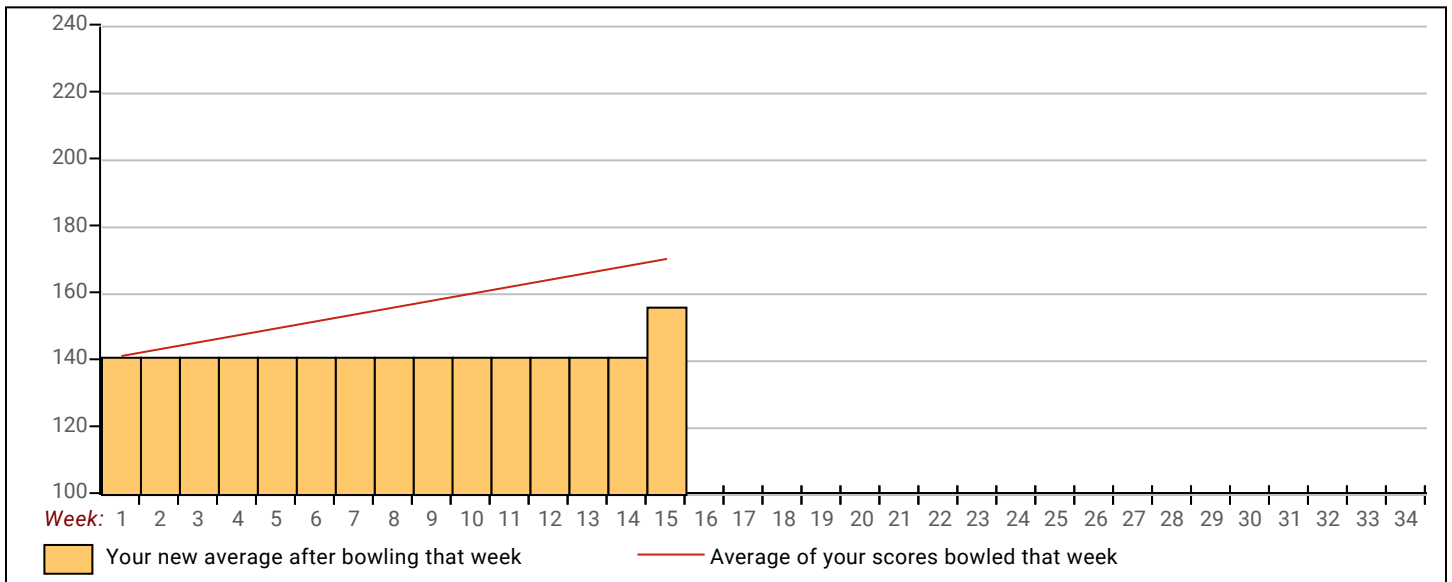


<u>&lt;100</u>	<u>100's</u>	<u>125's</u>	<u>150's</u>	<u>175's</u>	<u>200's</u>	<u>225's</u>	<u>250's</u>	<u>275's</u>	<u>300's</u>
	2		3			1			
<u>&lt;400</u>	<u>400's</u>	<u>450's</u>	<u>500's</u>	<u>550's</u>	<u>600's</u>	<u>650's</u>	<u>700's</u>	<u>750's</u>	<u>800's</u>
	1		1						

<u>Avg of Game 1</u>	<u>Avg of Game 2</u>	<u>Avg of Game 3</u>
169.50	163.50	135.00

High game of **226** on week **15**      High series of **511** on week **15**      High average of **156.00** after bowling week **15**  
 Low game of **113** on week **1**      Low series of **425** on week **1**      Low average of **141.67** after bowling week **1**

High Scores by Game  
 Game #1: **226** on week **15**    Game #2: **170** on week **15**    Game #3: **155** on week **1**



Note: This report includes information through December 16 which is Week 15 of 32

## Hewitt P. Moyer's Bowling Record - Team 11: Cornhusker Ag/Rising Ag

Week No.	Bowling Date	Old Avg	Old HDCP	Scores				HDCP Total	Pins Gms		---Average Change---			High Game	High Sers	HDCP Game	HDCP Sers		
				-1-	-2-	-3-	Total		Total	Gms	New	Old	+/-						
1	09/09/24	178	37	166	212	158	536	647	536	3	178.67	-	0.00	=	178.67	212	536	249	647
2	09/16/24	178	0				0	0	536	3	178.67	-	178.67	=	0.00	212	536	249	647
3	09/23/24	178	37	213	168	147	528	639	1064	6	177.33	-	178.67	=	-1.33	213	536	250	647
4	09/30/24	177	0				0	0	1064	6	177.33	-	177.33	=	0.00	213	536	250	647
5	10/07/24	177	0				0	0	1064	6	177.33	-	177.33	=	0.00	213	536	250	647
6	10/14/24	177	38	166	193	137	496	610	1560	9	173.33	-	177.33	=	-4.00	213	536	250	647
7	10/21/24	173	42	180	133	159	472	598	2032	12	169.33	-	173.33	=	-4.00	213	536	250	647
8	10/28/24	169	46	121	143	195	459	597	2491	15	166.07	-	169.33	=	-3.27	213	536	250	647
9	11/04/24	166	49	183	200	179	562	709	3053	18	169.61	-	166.07	=	3.54	213	562	250	709
10	11/11/24	169	46	189	160	192	541	679	3594	21	171.14	-	169.61	=	1.53	213	562	250	709

### End of 1st split

11	11/18/24	171	0				0	0	3594	21	171.14	-	171.14	=	0.00	213	562	250	709
12	11/25/24	171	44	171	121	171	463	595	4057	24	169.04	-	171.14	=	-2.10	213	562	250	709
13	12/02/24	169	0				0	0	4057	24	169.04	-	169.04	=	0.00	213	562	250	709
14	12/09/24	169	46	201	171	172	544	682	4601	27	170.41	-	169.04	=	1.37	213	562	250	709
15	12/16/24	170	45	200	199	174	573	708	5174	30	172.47	-	170.41	=	2.06	213	573	250	709

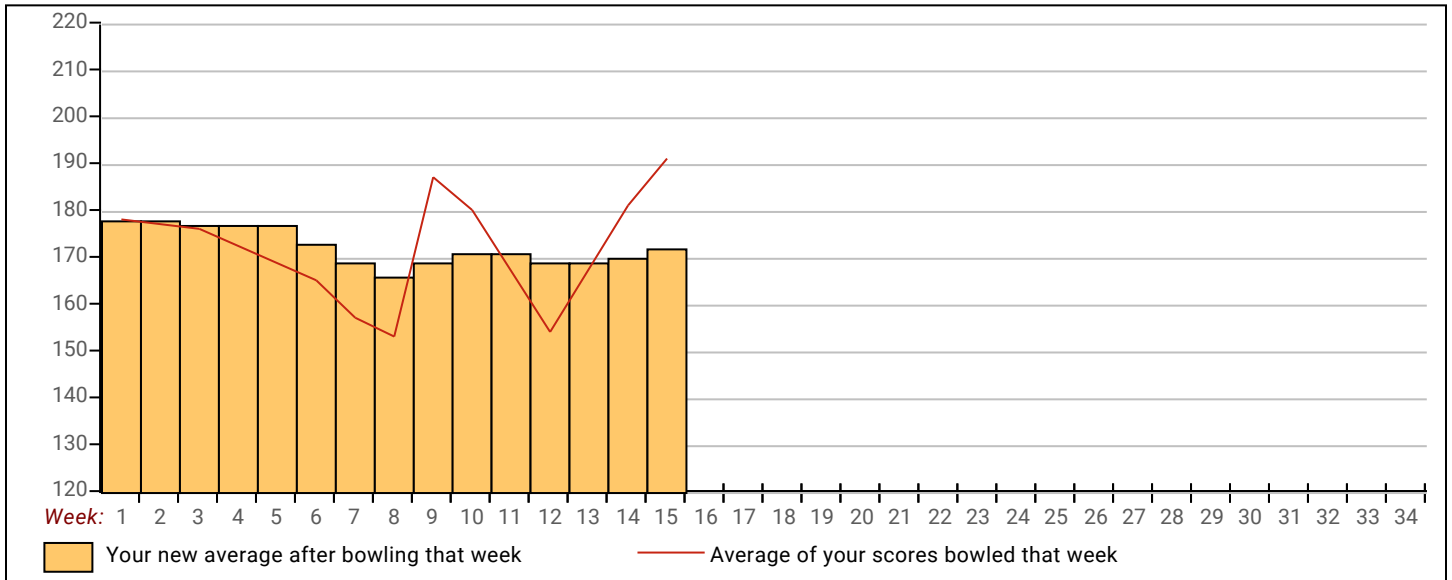
<u>&lt;100</u>	<u>100's</u>	<u>125's</u>	<u>150's</u>	<u>175's</u>	<u>200's</u>	<u>225's</u>	<u>250's</u>	<u>275's</u>	<u>300's</u>
	2	4	11	8	5				
<u>&lt;400</u>	<u>400's</u>	<u>450's</u>	<u>500's</u>	<u>550's</u>	<u>600's</u>	<u>650's</u>	<u>700's</u>	<u>750's</u>	<u>800's</u>
		4	4	2					

<u>Avg of Game 1</u>	<u>Avg of Game 2</u>	<u>Avg of Game 3</u>
179.00	170.00	168.40

High game of 213 on week 3      High series of 573 on week 15      High average of 178.67 after bowling week 1  
 Low game of 121 on week 8      Low series of 459 on week 8      Low average of 166.07 after bowling week 8

### High Scores by Game

Game #1: 213 on week 3    Game #2: 212 on week 1    Game #3: 195 on week 8



Note: This report includes information through December 16 which is Week 15 of 32

## Dan R. Jeffryes's Bowling Record - Team 11: Cornhusker Ag/Rising Ag

Week No.	Bowling Date	Old Avg	Old HDCP	Bowling			Total	HDCP Total	Pins Gms		---Average Change---			High Game	High Sers	HDCP Game	HDCP Sers		
				-1-	-2-	-3-			New	Old	Change								
1	09/09/24	bk164	0				0	0	0	0	-	0.00	=	0.00	0	0			
2	09/16/24	bk164	0				0	0	0	0	-	0.00	=	0.00	0	0			
3	09/23/24	bk164	51	194	174	205	573	726	573	3	191.00	-	0.00	=	191.00	205	573	256	726
4	09/30/24	bk164	51	180	161	169	510	663	1083	6	180.50	-	191.00	=	-10.50	205	573	256	726
5	10/07/24	bk164	51	193	181	195	569	722	1652	9	183.56	-	180.50	=	3.06	205	573	256	726
6	10/14/24	183	0				0	0	1652	9	183.56	-	183.56	=	0.00	205	573	256	726
7	10/21/24	183	0				0	0	1652	9	183.56	-	183.56	=	0.00	205	573	256	726
8	10/28/24	183	0				0	0	1652	9	183.56	-	183.56	=	0.00	205	573	256	726
9	11/04/24	183	32	187	168	139	494	590	2146	12	178.83	-	183.56	=	-4.72	205	573	256	726
10	11/11/24	178	37	142	168	175	485	596	2631	15	175.40	-	178.83	=	-3.43	205	573	256	726

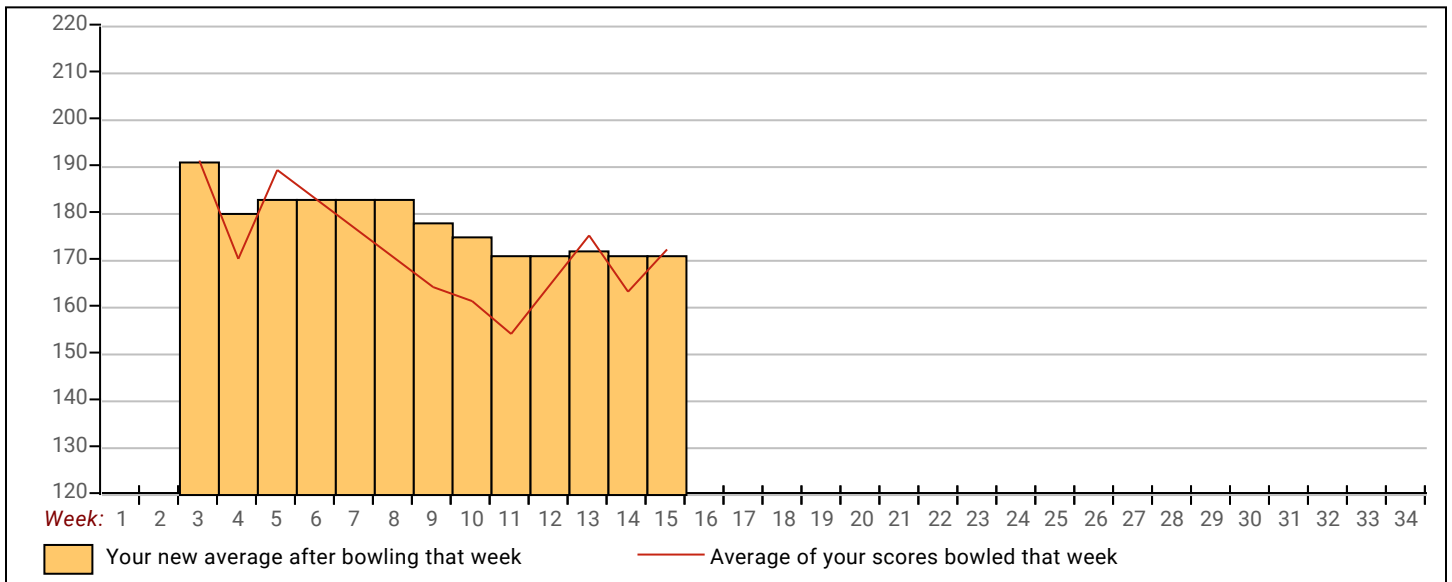
End of 1st split																			
11	11/18/24	175	40	137	188	137	462	582	3093	18	171.83	-	175.40	=	-3.57	205	573	256	726
12	11/25/24	171	0				0	0	3093	18	171.83	-	171.83	=	0.00	205	573	256	726
13	12/02/24	171	44	186	174	165	525	657	3618	21	172.29	-	171.83	=	0.45	205	573	256	726
14	12/09/24	172	43	163	149	178	490	619	4108	24	171.17	-	172.29	=	-1.12	205	573	256	726
15	12/16/24	171	44	178	201	138	517	649	4625	27	171.30	-	171.17	=	0.13	205	573	256	726

<u>&lt;100</u>	<u>100's</u>	<u>125's</u>	<u>150's</u>	<u>175's</u>	<u>200's</u>	<u>225's</u>	<u>250's</u>	<u>275's</u>	<u>300's</u>
		6	8	11	2				
<u>&lt;400</u>	<u>400's</u>	<u>450's</u>	<u>500's</u>	<u>550's</u>	<u>600's</u>	<u>650's</u>	<u>700's</u>	<u>750's</u>	<u>800's</u>
		4	3	2					

<u>Avg of Game 1</u>	<u>Avg of Game 2</u>	<u>Avg of Game 3</u>
173.33	173.78	166.78

High game of 205 on week 3      High series of 573 on week 3      High average of 191.00 after bowling week 3  
 Low game of 137 on week 11      Low series of 462 on week 11      Low average of 171.17 after bowling week 14

High Scores by Game  
 Game #1: 194 on week 3    Game #2: 201 on week 15    Game #3: 205 on week 3



Note: This report includes information through December 16 which is Week 15 of 32

## Carter R. Hollis's Bowling Record - Team 11: Cornhusker Ag/Rising Ag

Week No.	Bowling Date	Old Avg	Old HDCP	-			Total	HDCP Total	Pins	Gms	---Average Change---			High Game	High Sers	HDCP Game	HDCP Sers		
				-1-	-2-	-3-					New	Old	---> +/-						
1	09/09/24	bk202	13	177	220	207	604	643	604	3	201.33	-	0.00	=	201.33	220	604	233	643
2	09/16/24	bk202	13	200	<b>222</b>	<b>225</b>	647	<b>686</b>	1251	6	208.50	-	201.33	=	7.17	225	647	238	686
3	09/23/24	bk202	13	<b>232</b>	181	208	621	660	1872	9	208.00	-	208.50	=	-0.50	232	647	245	686
4	09/30/24	208	7	<b>245</b>	213	<b>191</b>	649	<b>670</b>	2521	12	210.08	-	208.00	=	2.08	245	649	252	686
5	10/07/24	210	5	154	184	<b>264</b>	602	617	3123	15	208.20	-	210.08	=	-1.88	264	649	269	686
6	10/14/24	208	7	<b>215</b>	185	205	605	626	3728	18	207.11	-	208.20	=	-1.09	264	649	269	686
7	10/21/24	207	8	161	237	134	532	556	4260	21	202.86	-	207.11	=	-4.25	264	649	269	686
8	10/28/24	202	0				0	0	4260	21	202.86	-	202.86	=	0.00	264	649	269	686
9	11/04/24	202	13	193	<b>184</b>	<b>267</b>	644	<b>683</b>	4904	24	204.33	-	202.86	=	1.48	267	649	280	686
10	11/11/24	204	11	<b>202</b>	<b>225</b>	175	602	635	5506	27	203.93	-	204.33	=	-0.41	267	649	280	686

### End of 1st split

11	11/18/24	203	12	<b>254</b>	183	170	607	<b>643</b>	6113	30	203.77	-	203.93	=	-0.16	267	649	280	686
12	11/25/24	203	12	<b>213</b>	168	<b>223</b>	604	640	6717	33	203.55	-	203.77	=	-0.22	267	649	280	686
13	12/02/24	203	12	156	215	202	573	609	7290	36	202.50	-	203.55	=	-1.05	267	649	280	686
14	12/09/24	202	13	187	<b>266</b>	192	645	684	7935	39	203.46	-	202.50	=	0.96	267	649	280	686
15	12/16/24	203	12	166	169	<b>255</b>	590	626	8525	42	202.98	-	203.46	=	-0.49	267	649	280	686

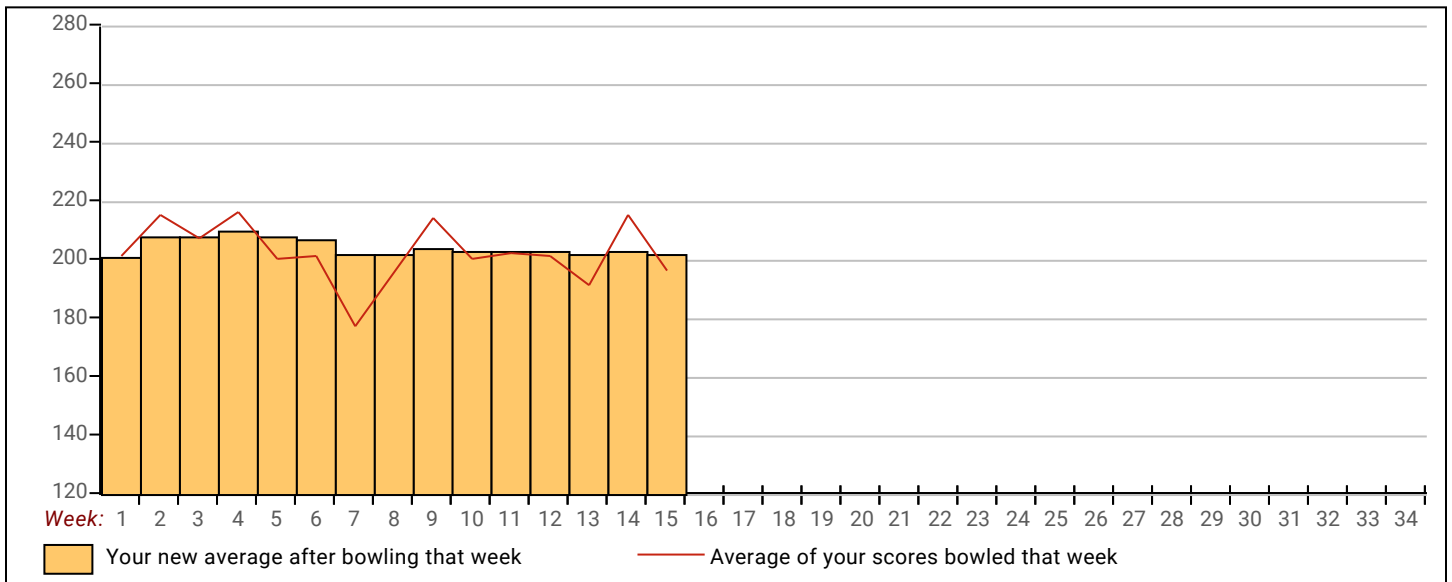


<u>&lt;100</u>	<u>100's</u>	<u>125's</u>	<u>150's</u>	<u>175's</u>	<u>200's</u>	<u>225's</u>	<u>250's</u>	<u>275's</u>	<u>300's</u>
		1	7	11	13	5	5		
<u>&lt;400</u>	<u>400's</u>	<u>450's</u>	<u>500's</u>	<u>550's</u>	<u>600's</u>	<u>650's</u>	<u>700's</u>	<u>750's</u>	<u>800's</u>
			1	2	11				

<u>Avg of Game 1</u>	<u>Avg of Game 2</u>	<u>Avg of Game 3</u>
196.79	203.71	208.43

High game of **267** on week **9**      High series of **649** on week **4**      High average of **210.08** after bowling week **4**  
 Low game of **134** on week **7**      Low series of **532** on week **7**      Low average of **201.33** after bowling week **1**

High Scores by Game  
 Game #1: **254** on week **11**    Game #2: **266** on week **14**    Game #3: **267** on week **9**



Note: This report includes information through December 16 which is Week 15 of 32

## Jared J. Samuelson's Bowling Record - Team 11: Cornhusker Ag/Rising Ag

Week No.	Bowling Date	Old Avg	Old HDCP	Scores			Total	HDCP Total	Pins Gms		---Average Change---			High Game	High Sers	HDCP Game	HDCP Sers		
				-1-	-2-	-3-			New	Old	Change								
1	09/09/24	bk200	15	220	193	<b>244</b>	657	702	657	3	219.00	-	0.00	=	219.00	244	657	259	702
2	09/16/24	bk200	15	<b>211</b>	187	<b>267</b>	665	710	1322	6	220.33	-	219.00	=	1.33	267	665	282	710
3	09/23/24	bk200	15	<b>203</b>	200	191	594	639	1916	9	212.89	-	220.33	=	-7.44	267	665	282	710
4	09/30/24	212	3	209	183	<b>269</b>	661	<b>670</b>	2577	12	214.75	-	212.89	=	1.86	269	665	282	710
5	10/07/24	214	1	214	<b>233</b>	<b>225</b>	672	675	3249	15	216.60	-	214.75	=	1.85	269	672	282	710
6	10/14/24	216	0	<b>191</b>	245	206	642	642	3891	18	216.17	-	216.60	=	-0.43	269	672	282	710
7	10/21/24	216	0	240	191	167	598	598	4489	21	213.76	-	216.17	=	-2.40	269	672	282	710
8	10/28/24	213	2	223	<b>221</b>	<b>226</b>	670	<b>676</b>	5159	24	214.96	-	213.76	=	1.20	269	672	282	710
9	11/04/24	214	1	<b>267</b>	183	234	684	687	5843	27	216.41	-	214.96	=	1.45	269	684	282	710
10	11/11/24	216	0	<b>189</b>	203	214	606	606	6449	30	214.97	-	216.41	=	-1.44	269	684	282	710

### End of 1st split

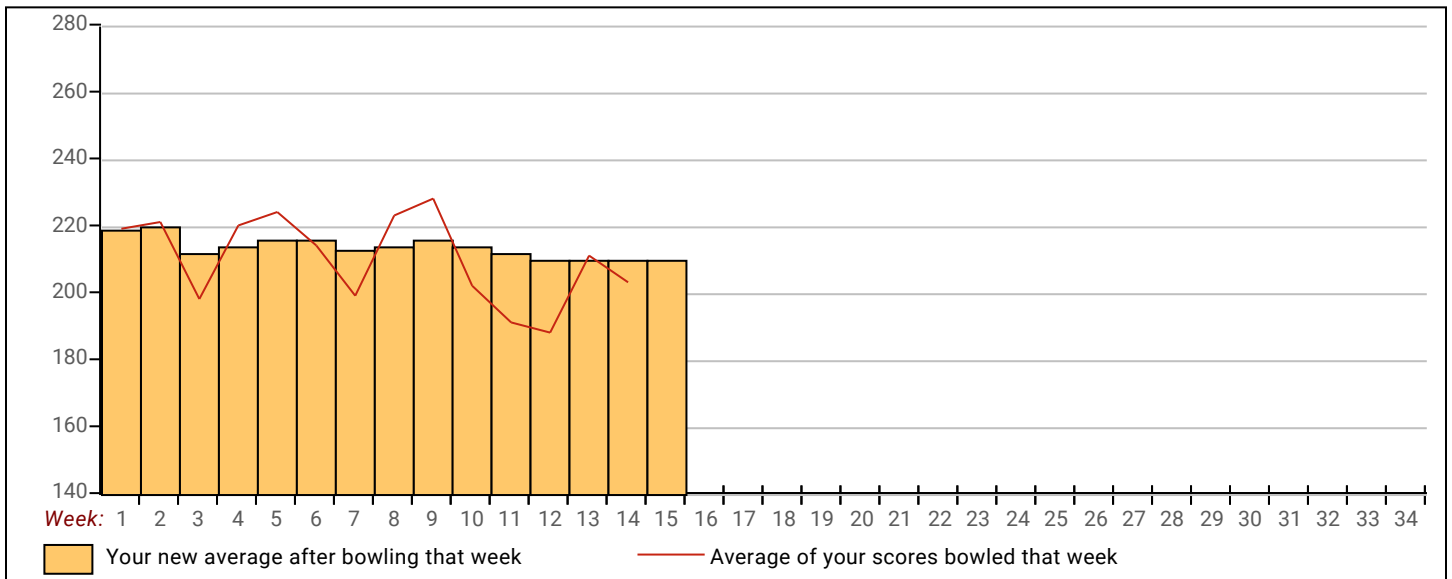
11	11/18/24	214	1	<b>202</b>	173	199	574	577	7023	33	212.82	-	214.97	=	-2.15	269	684	282	710
12	11/25/24	212	3	160	<b>213</b>	<b>193</b>	566	575	7589	36	210.81	-	212.82	=	-2.01	269	684	282	710
13	12/02/24	210	5	<b>224</b>	195	<b>216</b>	635	650	8224	39	210.87	-	210.81	=	0.07	269	684	282	710
14	12/09/24	210	5	214	183	214	611	626	8835	42	210.36	-	210.87	=	-0.51	269	684	282	710
15	12/16/24	210	5				0	0	8835	42	210.36	-	210.36	=	0.00	269	684	282	710

<u>&lt;100</u>	<u>100's</u>	<u>125's</u>	<u>150's</u>	<u>175's</u>	<u>200's</u>	<u>225's</u>	<u>250's</u>	<u>275's</u>	<u>300's</u>
			3	12	17	7	3		
<u>&lt;400</u>	<u>400's</u>	<u>450's</u>	<u>500's</u>	<u>550's</u>	<u>600's</u>	<u>650's</u>	<u>700's</u>	<u>750's</u>	<u>800's</u>
				4	4	6			

<u>Avg of Game 1</u>	<u>Avg of Game 2</u>	<u>Avg of Game 3</u>
211.93	200.21	218.93

High game of **269** on week **4**      High series of **684** on week **9**      High average of **220.33** after bowling week **2**  
 Low game of **160** on week **12**      Low series of **566** on week **12**      Low average of **210.36** after bowling week **14**

High Scores by Game  
 Game #1: **267** on week **9**    Game #2: **245** on week **6**    Game #3: **269** on week **4**



Note: This report includes information through December 16 which is Week 15 of 32

## Blake R. Bogus's Bowling Record - Team 11: Cornhusker Ag/Rising Ag

Week No.	Bowling Date	Old Avg	Old HDCP	Scores			Total	HDCP Total	Pins Gms		---Average Change---			High Game	High Sers	HDCP Game	HDCP Sers		
				-1-	-2-	-3-			New	Old	Change								
1	09/09/24	120	95	111	100	149	360	645	360	3	120.00	-	0.00	=	120.00	149	360	244	645
2	09/16/24	120	95	149	145	98	392	677	752	6	125.33	-	120.00	=	5.33	149	392	244	677
3	09/23/24	125	0				0	0	752	6	125.33	-	125.33	=	0.00	149	392	244	677
4	09/30/24	125	90	126	89	106	321	591	1073	9	119.22	-	125.33	=	-6.11	149	392	244	677
5	10/07/24	119	96	149	113	166	428	716	1501	12	125.08	-	119.22	=	5.86	166	428	262	716
6	10/14/24	125	90	172	119	121	412	682	1913	15	127.53	-	125.08	=	2.45	172	428	262	716
7	10/21/24	127	0				0	0	1913	15	127.53	-	127.53	=	0.00	172	428	262	716
8	10/28/24	127	88	146	163	156	465	729	2378	18	132.11	-	127.53	=	4.58	172	465	262	729
9	11/04/24	132	0				0	0	2378	18	132.11	-	132.11	=	0.00	172	465	262	729
10	11/11/24	132	83	141	141	169	451	700	2829	21	134.71	-	132.11	=	2.60	172	465	262	729

### End of 1st split

11	11/18/24	134	81	127	115	113	355	598	3184	24	132.67	-	134.71	=	-2.05	172	465	262	729
12	11/25/24	132	0				0	0	3184	24	132.67	-	132.67	=	0.00	172	465	262	729
13	12/02/24	132	83	146	120	141	407	656	3591	27	133.00	-	132.67	=	0.33	172	465	262	729
14	12/09/24	133	82	143	153	151	447	693	4038	30	134.60	-	133.00	=	1.60	172	465	262	729
15	12/16/24	134	81				0	0	4038	30	134.60	-	134.60	=	0.00	172	465	262	729

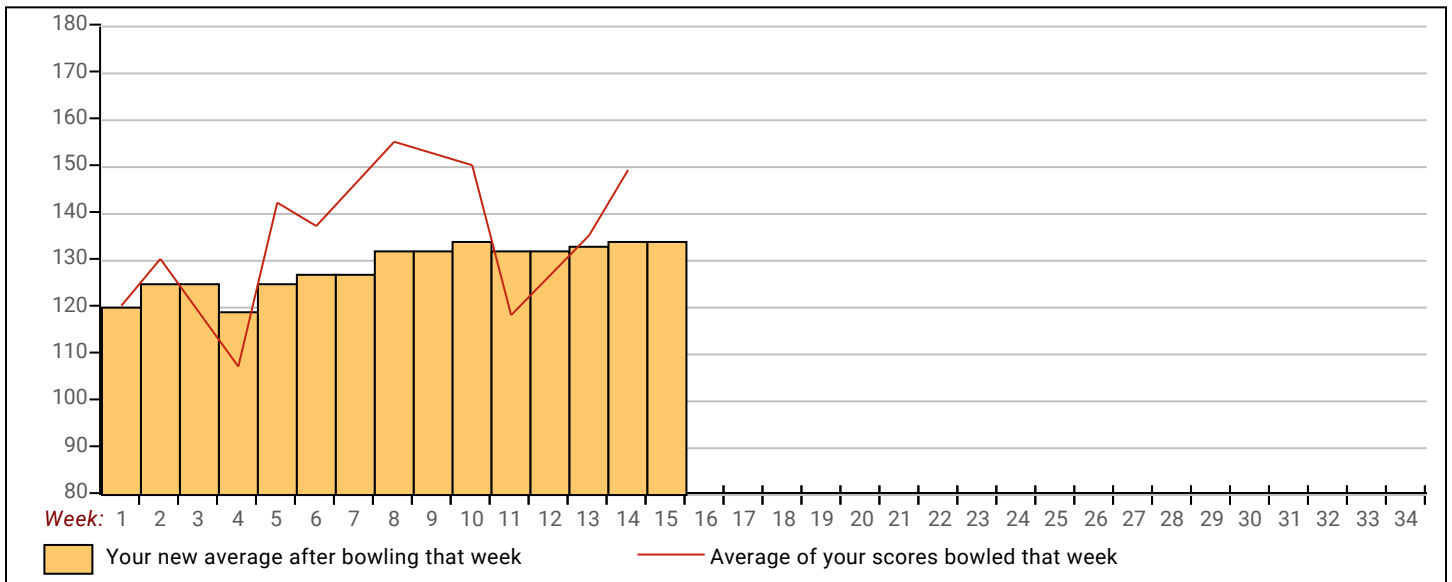


<u>&lt;100</u>	<u>100's</u>	<u>125's</u>	<u>150's</u>	<u>175's</u>	<u>200's</u>	<u>225's</u>	<u>250's</u>	<u>275's</u>	<u>300's</u>
2	9	12	7						
<u>&lt;400</u>	<u>400's</u>	<u>450's</u>	<u>500's</u>	<u>550's</u>	<u>600's</u>	<u>650's</u>	<u>700's</u>	<u>750's</u>	<u>800's</u>
4	4	2							

<u>Avg of Game 1</u>	<u>Avg of Game 2</u>	<u>Avg of Game 3</u>
141.00	125.80	137.00

High game of **172** on week **6**      High series of **465** on week **8**      High average of **134.71** after bowling week **10**  
 Low game of **89** on week **4**      Low series of **321** on week **4**      Low average of **119.22** after bowling week **4**

High Scores by Game  
 Game #1: **172** on week **6**    Game #2: **163** on week **8**    Game #3: **169** on week **10**





Note: This report includes information through December 16 which is Week 15 of 32

## Bob G. Vogt's Bowling Record - Team 11: Cornhusker Ag/Rising Ag

Week No.	Bowling Date	Old Avg	Old HDCP	HDCP				---Average Change---				High Game	High Sers	HDCP Game	HDCP Sers			
				-1-	-2-	-3-	Total	Total	Pins	Gms	New - Old					---> +/-		
1	09/09/24	bk164	0				0	0	0	0	-	0.00	=	0.00	0	0		
2	09/16/24	bk164	0				0	0	0	0	-	0.00	=	0.00	0	0		
3	09/23/24	bk164	0				0	0	0	0	-	0.00	=	0.00	0	0		
4	09/30/24	bk164	0				0	0	0	0	-	0.00	=	0.00	0	0		
5	10/07/24	bk164	0				0	0	0	0	-	0.00	=	0.00	0	0		
6	10/14/24	bk164	0				0	0	0	0	-	0.00	=	0.00	0	0		
7	10/21/24	bk164	0				0	0	0	0	-	0.00	=	0.00	0	0		
8	10/28/24	bk164	0				0	0	0	0	-	0.00	=	0.00	0	0		
9	11/04/24	bk164	0				0	0	0	0	-	0.00	=	0.00	0	0		
10	11/11/24	bk164	0				0	0	0	0	-	0.00	=	0.00	0	0		

### End of 1st split

11	11/18/24	bk164	0				0	0	0	0	-	0.00	=	0.00	0	0			
12	11/25/24	bk164	51	161	190	201	552	705	552	3	184.00	-	0.00	=	184.00	201	552	252	705
13	12/02/24	bk164	0				0	0	552	3	184.00	-	184.00	=	0.00	201	552	252	705
14	12/09/24	bk164	0				0	0	552	3	184.00	-	184.00	=	0.00	201	552	252	705
15	12/16/24	bk164	51				0	0	552	3	184.00	-	184.00	=	0.00	201	552	252	705



<u>&lt;100</u>	<u>100's</u>	<u>125's</u>	<u>150's</u>	<u>175's</u>	<u>200's</u>	<u>225's</u>	<u>250's</u>	<u>275's</u>	<u>300's</u>
			1	1	1				
<u>&lt;400</u>	<u>400's</u>	<u>450's</u>	<u>500's</u>	<u>550's</u>	<u>600's</u>	<u>650's</u>	<u>700's</u>	<u>750's</u>	<u>800's</u>
				1					

<u>Avg of Game 1</u>	<u>Avg of Game 2</u>	<u>Avg of Game 3</u>
161.00	190.00	201.00

High game of 201 on week 12      High series of 552 on week 12      High average of 184.00 after bowling week 12  
 Low game of 161 on week 12      Low series of 552 on week 12      Low average of 184.00 after bowling week 12

High Scores by Game  
 Game #1: 161 on week 12    Game #2: 190 on week 12    Game #3: 201 on week 12

