

Note: This report includes information through April 22 which is Week 30 of 32

Team 5: Boom Goes Dynamite

Name	Avg HDCP		Pins Gms		True Average	To Raise Avg +1	High Game	High Sers	HDCP Game	HDCP Sers	Most Improved Avg +/-	
Scott R. Hickel	140	75	8277	59	140.29	465	190	463	268	711	134	+6.29
Nathan Banks	173	42	11455	66	173.56	551	235	593	273	707	180	-6.44
Nolan P. Parr	137	78	7863	57	137.95	417	191	457	269	697	135	+2.95
Zack Journey	149	66	7171	48	149.40	479	198	554	273	779	147	+2.40
Craig A. Schutt	167	48	12591	75	167.88	513	207	560	256	708	178	-10.12
Trevor A. Roberts	151	64	9867	65	151.80	469	202	523	267	718	151	+0.80
Cruz A. Evans	165	50	11429	69	165.64	523	243	576	294	729	164	+1.64

Team History

Week No.	Bowling Date	Opp. Team	-1-	-2-	-3-	Total	Avg p/gm	Last Wk WON	Last Wk Lost	Points Won	Points Lost	High Game	High Sers	HDCP Game	HDCP Sers
1	09/11/23	6	819	725	769	2313	771	13	27	13	27	819	2313	1131	3249
2	09/18/23	10	851	813	875	2539	808	36	4	49	31	875	2539	1155	3379
3	09/25/23	4	745	757	708	2210	784	15½	24½	64½	55½	875	2539	1155	3379
4	10/02/23	3	808	728	782	2318	781	14	26	78½	81½	875	2539	1155	3379
5	10/09/23	9	749	707	776	2232	774	7	33	85½	114½	875	2539	1155	3379
6	10/16/23	8	812	792	896	2500	784	16	24	101½	138½	896	2539	1166	3379
7	10/23/23	1	732	721	814	2267	779	9	31	110½	169½	896	2539	1166	3379
8	10/30/23	7	733	785	768	2286	777	29½	10½	140	180	896	2539	1166	3379
9	11/06/23	2	849	835	842	2526	784	14	26	154	206	896	2539	1166	3379
10	11/13/23	4	733	767	684	2184	779	14	26	168	232	896	2539	1166	3379

End of 1st split

11	11/20/23	6	870	762	733	2365	780	18	22	18	22	896	2539	1166	3379
12	11/27/23	10	805	739	704	2248	777	11	29	29	51	896	2539	1166	3379
13	12/04/23	4	866	870	708	2444	780	26	14	55	65	896	2539	1166	3379
14	12/11/23	3	852	812	766	2430	782	14½	25½	69½	90½	896	2539	1166	3379
15	12/18/23	9	806	755	784	2345	782	20	20	89½	110½	896	2539	1166	3379
16	01/15/24	8	825	754	838	2417	783	9	31	98½	141½	896	2539	1166	3379
17	01/22/24	1	805	788	868	2461	785	7	33	105½	174½	896	2539	1166	3379
18	01/29/24	7	707	774	789	2270	784	13	27	118½	201½	896	2539	1166	3379
19	02/05/24	2	739	708	726	2173	781	6	34	124½	235½	896	2539	1166	3379
20	02/12/24	6	769	627	728	2124	777	11½	28½	136	264	896	2539	1166	3379

End of 2nd split

21	02/19/24	6	787	789	887	2463	779	30	10	30	10	896	2539	1180	3379
22	02/26/24	10	742	765	749	2256	778	5	35	35	45	896	2539	1180	3379
23	03/04/24	4	810	859	731	2400	779	11	29	46	74	896	2539	1180	3379
24	03/11/24	3	783	703	829	2315	778	12	28	58	102	896	2539	1180	3379
25	03/18/24	9	814	804	735	2353	779	28	12	86	114	896	2539	1180	3379
26	03/25/24	8	916	701	819	2436	780	30	10	116	124	916	2539	1197	3379
27	04/01/24	1	734	796	777	2307	780	14	26	130	150	916	2539	1197	3379
28	04/08/24	7	674	768	812	2254	779	12	28	142	178	916	2539	1197	3379
29	04/15/24	2	783	717	823	2323	778	12	28	154	206	916	2539	1197	3379
30	04/22/24	3	795	794	831	2420	779	32	8	186	214	916	2539	1197	3379

End of 3rd split

Note: This report includes information through April 22 which is Week 30 of 32

Scott R. Hickel's Bowling Record - Team 5: Boom Goes Dynamite

Week No.	Bowling Date	Old Avg	Old HDCP	---Average Change---				HDCP Total	Pins Gms		New	Old	+/-	High Game	High Sers	HDCP Game	HDCP Sers
				-1-	-2-	-3-	Total		Total	Total							
1	09/11/23	bk125	90	125	109	137	371	641	371	3	123.67	- 0.00	= 123.67	137	371	227	641
2	09/18/23	bk125	0				0	0	371	3	123.67	- 123.67	= 0.00	137	371	227	641
3	09/25/23	bk125	90	93	119	154	366	636	737	6	122.83	- 123.67	= -0.83	154	371	244	641
4	10/02/23	bk125	0		96	134	230	410	967	8	120.88	- 122.83	= -1.96	154	371	244	641
5	10/09/23	bk125	90	106	157	130	393	663	1360	11	123.64	- 120.88	= 2.76	157	393	247	663
6	10/16/23	123	0				0	0	1360	11	123.64	- 123.64	= 0.00	157	393	247	663
7	10/23/23	123	92	159	125	138	422	698	1782	14	127.29	- 123.64	= 3.65	159	422	251	698
8	10/30/23	127	88	145	163	139	447	711	2229	17	131.12	- 127.29	= 3.83	163	447	251	711
9	11/06/23	131	0				0	0	2229	17	131.12	- 131.12	= 0.00	163	447	251	711
10	11/13/23	131	84	161	142	127	430	682	2659	20	132.95	- 131.12	= 1.83	163	447	251	711

End of 1st split

11	11/20/23	132	83	a122			117	200	2659	20	132.95	- 132.95	= 0.00	163	447	251	711
12	11/27/23	132	83	169	155	124	448	697	3107	23	135.09	- 132.95	= 2.14	169	448	252	711
13	12/04/23	135	80	133	157	135	425	665	3532	26	135.85	- 135.09	= 0.76	169	448	252	711
14	12/11/23	135	0				0	0	3532	26	135.85	- 135.85	= 0.00	169	448	252	711
15	12/18/23	135	80	175	147	134	456	696	3988	29	137.52	- 135.85	= 1.67	175	456	255	711
16	01/15/24	137	0				0	0	3988	29	137.52	- 137.52	= 0.00	175	456	255	711
17	01/22/24	137	78	138	122	152	412	646	4400	32	137.50	- 137.52	= -0.02	175	456	255	711
18	01/29/24	137	78	139	121	130	390	624	4790	35	136.86	- 137.50	= -0.64	175	456	255	711
19	02/05/24	136	0				0	0	4790	35	136.86	- 136.86	= 0.00	175	456	255	711
20	02/12/24	136	79	129	114	151	394	631	5184	38	136.42	- 136.86	= -0.44	175	456	255	711

End of 2nd split

21	02/19/24	136	79	114	158	152	424	661	5608	41	136.78	- 136.42	= 0.36	175	456	255	711
22	02/26/24	136	0				0	0	5608	41	136.78	- 136.78	= 0.00	175	456	255	711
23	03/04/24	136	79	141	168	146	455	692	6063	44	137.80	- 136.78	= 1.01	175	456	255	711
24	03/11/24	137	78	190	138	135	463	697	6526	47	138.85	- 137.80	= 1.06	190	463	268	711
25	03/18/24	138	77	122	169	169	460	691	6986	50	139.72	- 138.85	= 0.87	190	463	268	711
26	03/25/24	139	0				0	0	6986	50	139.72	- 139.72	= 0.00	190	463	268	711
27	04/01/24	139	76	147	137	146	430	658	7416	53	139.92	- 139.72	= 0.20	190	463	268	711
28	04/08/24	139	76	111	160	151	422	650	7838	56	139.96	- 139.92	= 0.04	190	463	268	711
29	04/15/24	139	0				0	0	7838	56	139.96	- 139.96	= 0.00	190	463	268	711
30	04/22/24	139	76	139	123	177	439	667	8277	59	140.29	- 139.96	= 0.32	190	463	268	711

End of 3rd split

<u><100</u>	<u>100's</u>	<u>125's</u>	<u>150's</u>	<u>175's</u>	<u>200's</u>	<u>225's</u>	<u>250's</u>	<u>275's</u>	<u>300's</u>
2	11	26	17	3					
<u><400</u>	<u>400's</u>	<u>450's</u>	<u>500's</u>	<u>550's</u>	<u>600's</u>	<u>650's</u>	<u>700's</u>	<u>750's</u>	<u>800's</u>
5	10	4							

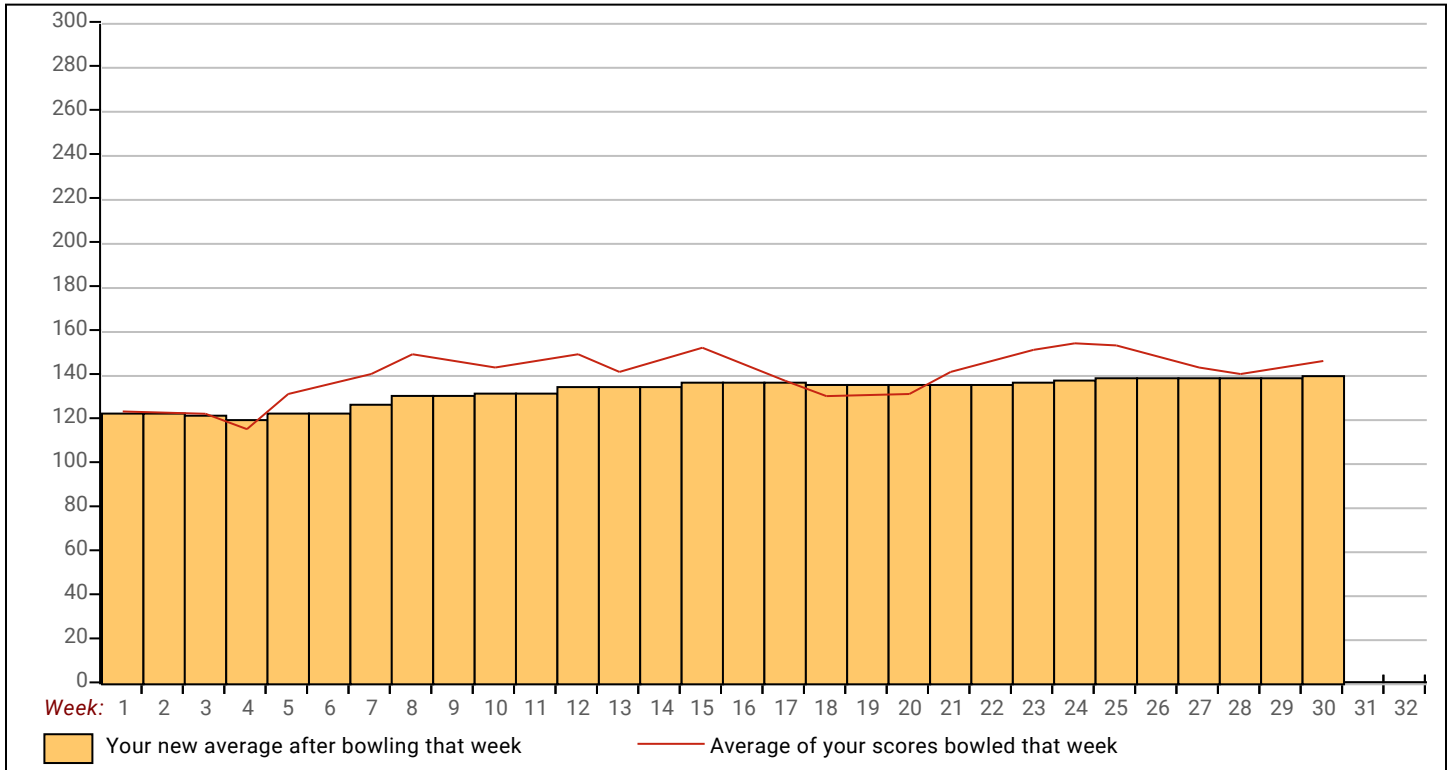
<u>Avg of Game 1</u>	<u>Avg of Game 2</u>	<u>Avg of Game 3</u>
138.74	139.00	143.05

High game of 190 on week 24 High series of 463 on week 24 High average of 140.29 after bowling week 30
 Low game of 93 on week 3 Low series of 230 on week 4 Low average of 120.88 after bowling week 4

High Scores by Game

Game #1: 190 on week 24 Game #2: 169 on week 25 Game #3: 177 on week 30

Note: This report includes information through April 22 which is Week 30 of 32



Note: This report includes information through April 22 which is Week 30 of 32

Nathaniel E. Banks's Bowling Record - Team 5: Boom Goes Dynamite

Week No.	Bowling Date	Old Avg	Old HDCP	HDCP				HDCP		---Average Change---			High Game	High Sers	HDCP Game	HDCP Sers			
				-1-	-2-	-3-	Total	Total	Pins	Gms	New	Old					+/-		
1	09/11/23	bk178	37	225	130	172	527	638	527	3	175.67	-	0.00	=	175.67	225	527	262	638
2	09/18/23	bk178	37	182	194	193	569	680	1096	6	182.67	-	175.67	=	7.00	225	569	262	680
3	09/25/23	bk178	37	148	176	121	445	556	1541	9	171.22	-	182.67	=	-11.44	225	569	262	680
4	10/02/23	171	44	198	177	193	568	700	2109	12	175.75	-	171.22	=	4.53	225	569	262	700
5	10/09/23	175	0				0	0	2109	12	175.75	-	175.75	=	0.00	225	569	262	700
6	10/16/23	175	40	175	178	206	559	679	2668	15	177.87	-	175.75	=	2.12	225	569	262	700
7	10/23/23	177	38	178	202	213	593	707	3261	18	181.17	-	177.87	=	3.30	225	593	262	707
8	10/30/23	181	0				0	0	3261	18	181.17	-	181.17	=	0.00	225	593	262	707
9	11/06/23	181	34	181	193	162	536	638	3797	21	180.81	-	181.17	=	-0.36	225	593	262	707
10	11/13/23	180	35	129	204	140	473	578	4270	24	177.92	-	180.81	=	-2.89	225	593	262	707

End of 1st split

11	11/20/23	177	0				0	0	4270	24	177.92	-	177.92	=	0.00	225	593	262	707
12	11/27/23	177	38	203	158	149	510	624	4780	27	177.04	-	177.92	=	-0.88	225	593	262	707
13	12/04/23	177	38	235	192	151	578	692	5358	30	178.60	-	177.04	=	1.56	235	593	273	707
14	12/11/23	178	37	176	181	171	528	639	5886	33	178.36	-	178.60	=	-0.24	235	593	273	707
15	12/18/23	178	37	181	157	163	501	612	6387	36	177.42	-	178.36	=	-0.95	235	593	273	707
16	01/15/24	177	38	176	160	179	515	629	6902	39	176.97	-	177.42	=	-0.44	235	593	273	707
17	01/22/24	176	39	179	179	174	532	649	7434	42	177.00	-	176.97	=	0.03	235	593	273	707
18	01/29/24	177	0				0	0	7434	42	177.00	-	177.00	=	0.00	235	593	273	707
19	02/05/24	177	38	143	144	155	442	556	7876	45	175.02	-	177.00	=	-1.98	235	593	273	707
20	02/12/24	175	0				0	0	7876	45	175.02	-	175.02	=	0.00	235	593	273	707

End of 2nd split

21	02/19/24	175	40	158	172	217	547	667	8423	48	175.48	-	175.02	=	0.46	235	593	273	707
22	02/26/24	175	40	126	203	180	509	629	8932	51	175.14	-	175.48	=	-0.34	235	593	273	707
23	03/04/24	175	40	158	161	146	465	585	9397	54	174.02	-	175.14	=	-1.12	235	593	273	707
24	03/11/24	174	0				0	0	9397	54	174.02	-	174.02	=	0.00	235	593	273	707
25	03/18/24	174	0				0	0	9397	54	174.02	-	174.02	=	0.00	235	593	273	707
----- Week 26 was bowled after week 27 -----																			
26	03/25/24	173	42	201	165	189	555	681	9397	54	174.02	-	0.00	=	174.02	235	593	416	1200
Scores were bowled after week 27 for weeks: 26																			
27	04/01/24	174	41	157	153	179	489	612	10441	60	174.02	-	174.02	=	0.00	235	593	273	707
28	04/08/24	174	0				0	0	10441	60	174.02	-	174.02	=	0.00	235	593	273	707
29	04/15/24	174	41	191	136	172	499	622	10940	63	173.65	-	174.02	=	-0.37	235	593	273	707
30	04/22/24	173	42	160	163	192	515	641	11455	66	173.56	-	173.65	=	-0.09	235	593	273	707

End of 3rd split

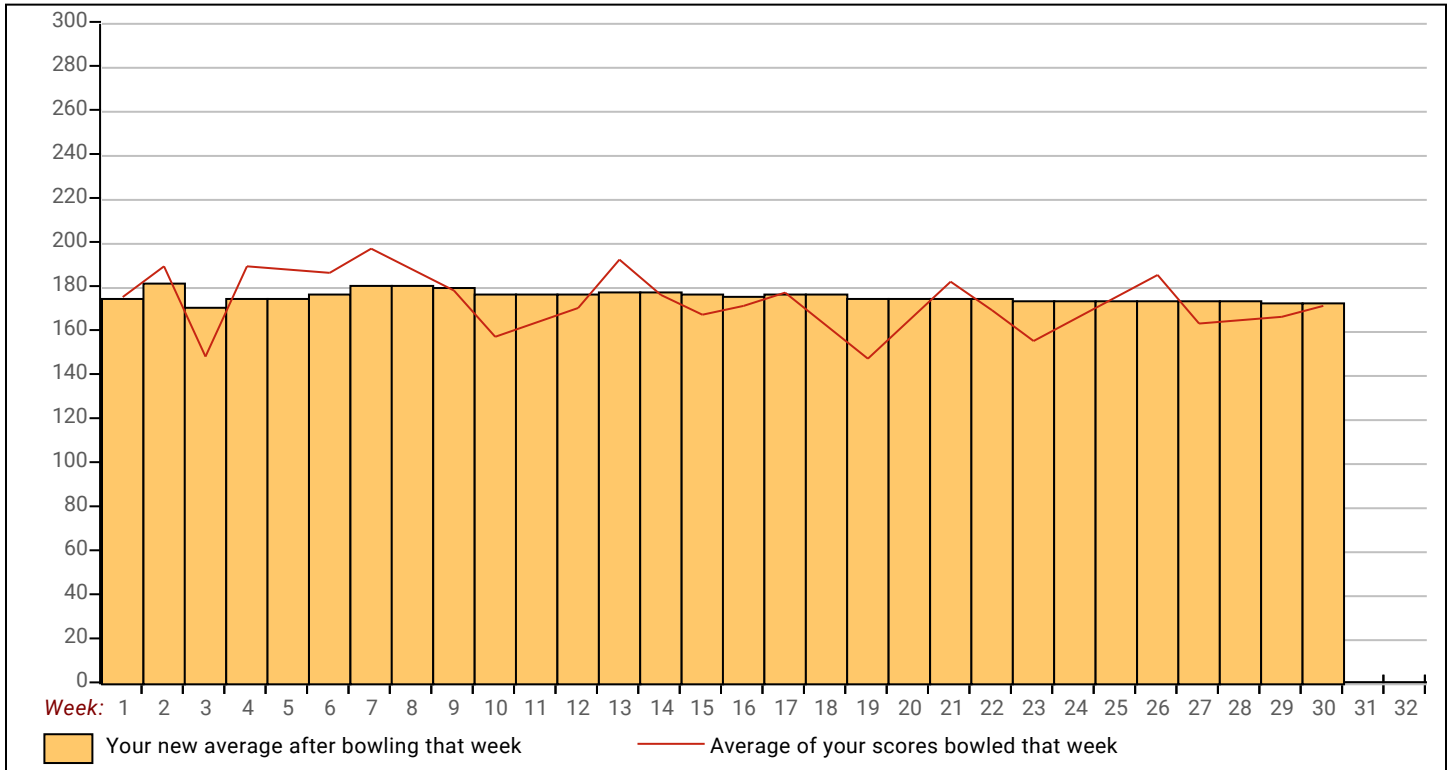
<100	100's	125's	150's	175's	200's	225's	250's	275's	300's
	1	10	20	25	8	2			
<400	400's	450's	500's	550's	600's	650's	700's	750's	800's
	2	4	10	6					
<u>Avg of Game 1</u>			<u>Avg of Game 2</u>			<u>Avg of Game 3</u>			
175.45			171.73			173.50			

High game of 235 on week 13 High series of 593 on week 7 High average of 182.67 after bowling week 2
 Low game of 121 on week 3 Low series of 442 on week 19 Low average of 171.22 after bowling week 3

High Scores by Game

Game #1: 235 on week 13 Game #2: 204 on week 10 Game #3: 217 on week 21

Note: This report includes information through April 22 which is Week 30 of 32



Classic 2023-24

Note: This report includes information through April 22 which is Week 30 of 32

Nolan P. Parr's Bowling Record - Team 5: Boom Goes Dynamite

Week No.	Bowling Date	Old Avg	Old HDCP	HDCP				HDCP		---Average Change---			High Game	High Sers	HDCP Game	HDCP Sers			
				-1-	-2-	-3-	Total	Total	Pins	Gms	New	Old					---> +/-		
1	09/11/23	140	75	141	143	136	420	645	420	3	140.00	-	0.00	=	140.00	143	420	218	645
2	09/18/23	140	75	173	94	147	414	639	834	6	139.00	-	140.00	=	-1.00	173	420	248	645
3	09/25/23	139	0				0	0	834	6	139.00	-	139.00	=	0.00	173	420	248	645
4	10/02/23	139	0				0	0	834	6	139.00	-	139.00	=	0.00	173	420	248	645
5	10/09/23	139	76	149	135	115	399	627	1233	9	137.00	-	139.00	=	-2.00	173	420	248	645
6	10/16/23	137	78	128	149	136	413	647	1646	12	137.17	-	137.00	=	0.17	173	420	248	647
7	10/23/23	137	78	134	114	135	383	617	2029	15	135.27	-	137.17	=	-1.90	173	420	248	647
8	10/30/23	135	0				0	0	2029	15	135.27	-	135.27	=	0.00	173	420	248	647
9	11/06/23	135	80	142	155	155	452	692	2481	18	137.83	-	135.27	=	2.57	173	452	248	692
10	11/13/23	137	78	140	112	109	361	595	2842	21	135.33	-	137.83	=	-2.50	173	452	248	692

End of 1st split

11	11/20/23	135	0				0	0	2842	21	135.33	-	135.33	=	0.00	173	452	248	692
12	11/27/23	135	80	125	154	139	418	658	3260	24	135.83	-	135.33	=	0.50	173	452	248	692
13	12/04/23	135	0				0	0	3260	24	135.83	-	135.83	=	0.00	173	452	248	692
14	12/11/23	135	80	167	106	130	403	643	3663	27	135.67	-	135.83	=	-0.17	173	452	248	692
15	12/18/23	135	0				0	0	3663	27	135.67	-	135.67	=	0.00	173	452	248	692
16	01/15/24	135	80	142	159	156	457	697	4120	30	137.33	-	135.67	=	1.67	173	457	248	697
17	01/22/24	137	0				0	0	4120	30	137.33	-	137.33	=	0.00	173	457	248	697
18	01/29/24	137	78	87	148	175	410	644	4530	33	137.27	-	137.33	=	-0.06	175	457	253	697
19	02/05/24	137	78	119	156	134	409	643	4939	36	137.19	-	137.27	=	-0.08	175	457	253	697
20	02/12/24	137	0				0	0	4939	36	137.19	-	137.19	=	0.00	175	457	253	697

End of 2nd split

21	02/19/24	137	78	156	164	137	457	691	5396	39	138.36	-	137.19	=	1.16	175	457	253	697
22	02/26/24	138	77	117	137	108	362	593	5758	42	137.10	-	138.36	=	-1.26	175	457	253	697
23	03/04/24	137	0				0	0	5758	42	137.10	-	137.10	=	0.00	175	457	253	697
24	03/11/24	137	0				0	0	5758	42	137.10	-	137.10	=	0.00	175	457	253	697
25	03/18/24	137	78	a122	a122	a122	366	600	5758	42	137.10	-	137.10	=	0.00	175	457	253	697
----- Week 26 was bowled after week 27 -----																			
26	03/25/24	137	78	150	120	132	402	636	5758	42	137.10	-	0.00	=	137.10	175	457	365	1047
Scores were bowled after week 27 for weeks: 26																			
27	04/01/24	137	78	118	191	142	451	685	6611	48	137.73	-	137.10	=	0.63	191	457	269	697
28	04/08/24	137	78	135	108	153	396	630	7007	51	137.39	-	137.73	=	-0.34	191	457	269	697
29	04/15/24	137	78	139	140	158	437	671	7444	54	137.85	-	137.39	=	0.46	191	457	269	697
30	04/22/24	137	78	139	156	124	419	653	7863	57	137.95	-	137.85	=	0.10	191	457	269	697

End of 3rd split

<100	100's	125's	150's	175's	200's	225's	250's	275's	300's
2	12	27	14	2					
<400	400's	450's	500's	550's	600's	650's	700's	750's	800's
5	10	4							

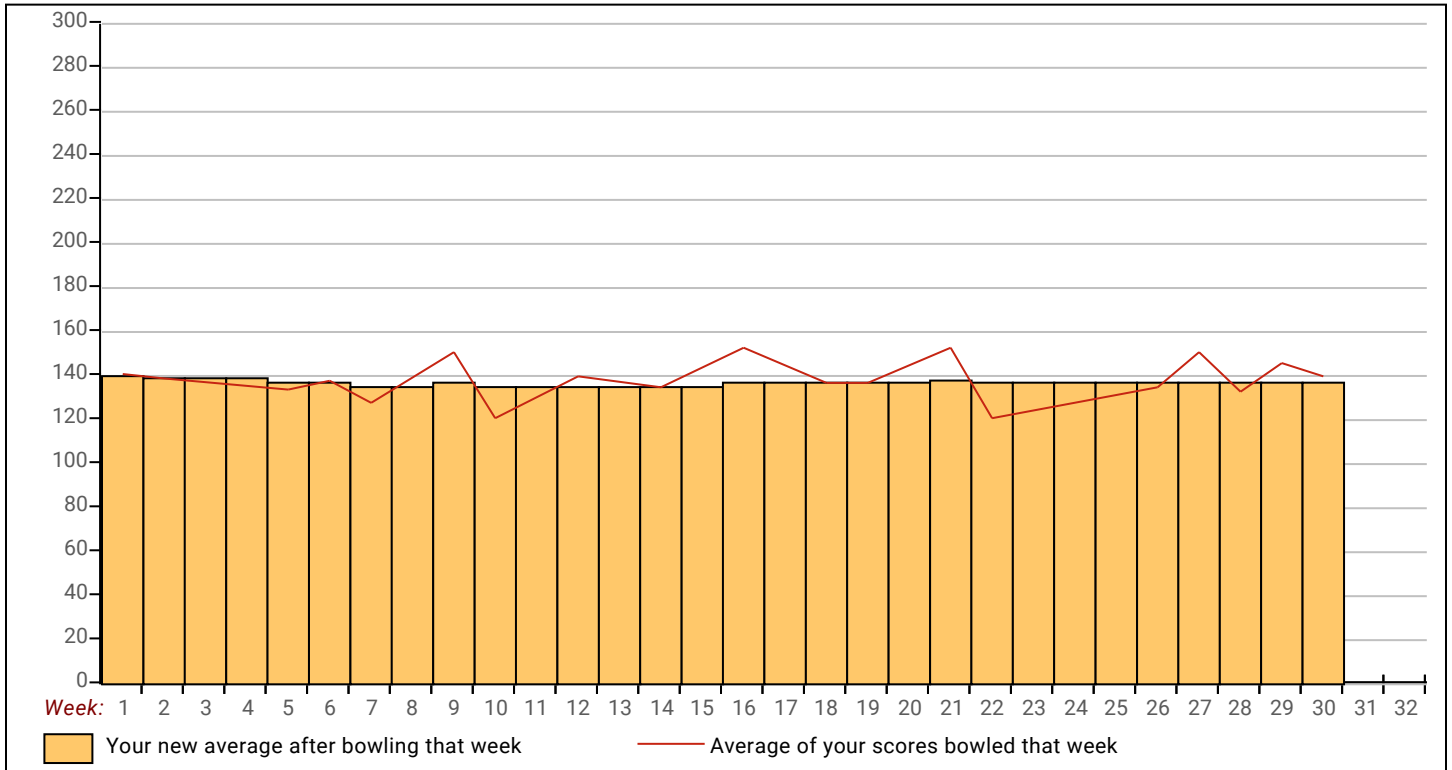
Avg of Game 1	Avg of Game 2	Avg of Game 3
136.89	139.00	137.95

High game of 191 on week 27 High series of 457 on week 16 High average of 140.00 after bowling week 1
 Low game of 87 on week 18 Low series of 361 on week 10 Low average of 135.27 after bowling week 7

High Scores by Game

Game #1: 173 on week 2 Game #2: 191 on week 27 Game #3: 175 on week 18

Note: This report includes information through April 22 which is Week 30 of 32



Note: This report includes information through April 22 which is Week 30 of 32

Zachary T. Journey's Bowling Record - Team 5: Boom Goes Dynamite

Week No.	Bowling Date	Old Avg	Old HDCP	HDCP			Total	HDCP Total	Pins Gms		---Average Change---			High Game	High Sers	HDCP Game	HDCP Sers		
				-1-	-2-	-3-			New	Old	---> +/-								
1	09/11/23	bk158	0				0	0	0	0	-	0.00	=	0.00	0	0			
2	09/18/23	bk158	0				0	0	0	0	-	0.00	=	0.00	0	0			
3	09/25/23	bk158	57	154	105	130	389	560	389	3	129.67	-	0.00	=	129.67	154	389	211	560
4	10/02/23	bk158	57	166	152	142	460	631	849	6	141.50	-	129.67	=	11.83	166	460	223	631
5	10/09/23	bk158	0				0	0	849	6	141.50	-	141.50	=	0.00	166	460	223	631
6	10/16/23	bk158	0				0	0	849	6	141.50	-	141.50	=	0.00	166	460	223	631
7	10/23/23	bk158	57	137	115	150	402	573	1251	9	139.00	-	141.50	=	-2.50	166	460	223	631
8	10/30/23	139	76	148	142	150	440	668	1691	12	140.92	-	139.00	=	1.92	166	460	226	668
9	11/06/23	140	0				0	0	1691	12	140.92	-	140.92	=	0.00	166	460	226	668
10	11/13/23	140	75	174	182	198	554	779	2245	15	149.67	-	140.92	=	8.75	198	554	273	779

End of 1st split

11	11/20/23	149	66	183	117	143	443	641	2688	18	149.33	-	149.67	=	-0.33	198	554	273	779
12	11/27/23	149	66	157	125	137	419	617	3107	21	147.95	-	149.33	=	-1.38	198	554	273	779
13	12/04/23	147	68	175	175	125	475	679	3582	24	149.25	-	147.95	=	1.30	198	554	273	779
14	12/11/23	149	0				0	0	3582	24	149.25	-	149.25	=	0.00	198	554	273	779
15	12/18/23	149	66	176	156	176	508	706	4090	27	151.48	-	149.25	=	2.23	198	554	273	779
16	01/15/24	151	64	169	147	145	461	653	4551	30	151.70	-	151.48	=	0.22	198	554	273	779
17	01/22/24	151	0				0	0	4551	30	151.70	-	151.70	=	0.00	198	554	273	779
18	01/29/24	151	64	135	141	134	410	602	4961	33	150.33	-	151.70	=	-1.37	198	554	273	779
19	02/05/24	150	65	177	135	151	463	658	5424	36	150.67	-	150.33	=	0.33	198	554	273	779
20	02/12/24	150	65	161	92	132	385	580	5809	39	148.95	-	150.67	=	-1.72	198	554	273	779

End of 2nd split

21	02/19/24	148	0				0	0	5809	39	148.95	-	148.95	=	0.00	198	554	273	779
22	02/26/24	148	67	140	137	122	399	600	6208	42	147.81	-	148.95	=	-1.14	198	554	273	779
23	03/04/24	147	0				0	0	6208	42	147.81	-	147.81	=	0.00	198	554	273	779
24	03/11/24	147	68	a132	a132	a132	396	600	6208	42	147.81	-	147.81	=	0.00	198	554	273	779
25	03/18/24	147	0				0	0	6208	42	147.81	-	147.81	=	0.00	198	554	273	779
26	03/25/24	147	0				0	0	6208	42	147.81	-	147.81	=	0.00	198	554	273	779
27	04/01/24	147	0				0	0	6208	42	147.81	-	147.81	=	0.00	198	554	273	779
28	04/08/24	147	68	140	148	159	447	651	6655	45	147.89	-	147.81	=	0.08	198	554	273	779
29	04/15/24	147	0				0	0	6655	45	147.89	-	147.89	=	0.00	198	554	273	779
30	04/22/24	147	68	176	173	167	516	720	7171	48	149.40	-	147.89	=	1.51	198	554	273	779

End of 3rd split

<u><100</u>	<u>100's</u>	<u>125's</u>	<u>150's</u>	<u>175's</u>	<u>200's</u>	<u>225's</u>	<u>250's</u>	<u>275's</u>	<u>300's</u>
1	4	20	14	9					
<u><400</u>	<u>400's</u>	<u>450's</u>	<u>500's</u>	<u>550's</u>	<u>600's</u>	<u>650's</u>	<u>700's</u>	<u>750's</u>	<u>800's</u>
3	6	4	2	1					

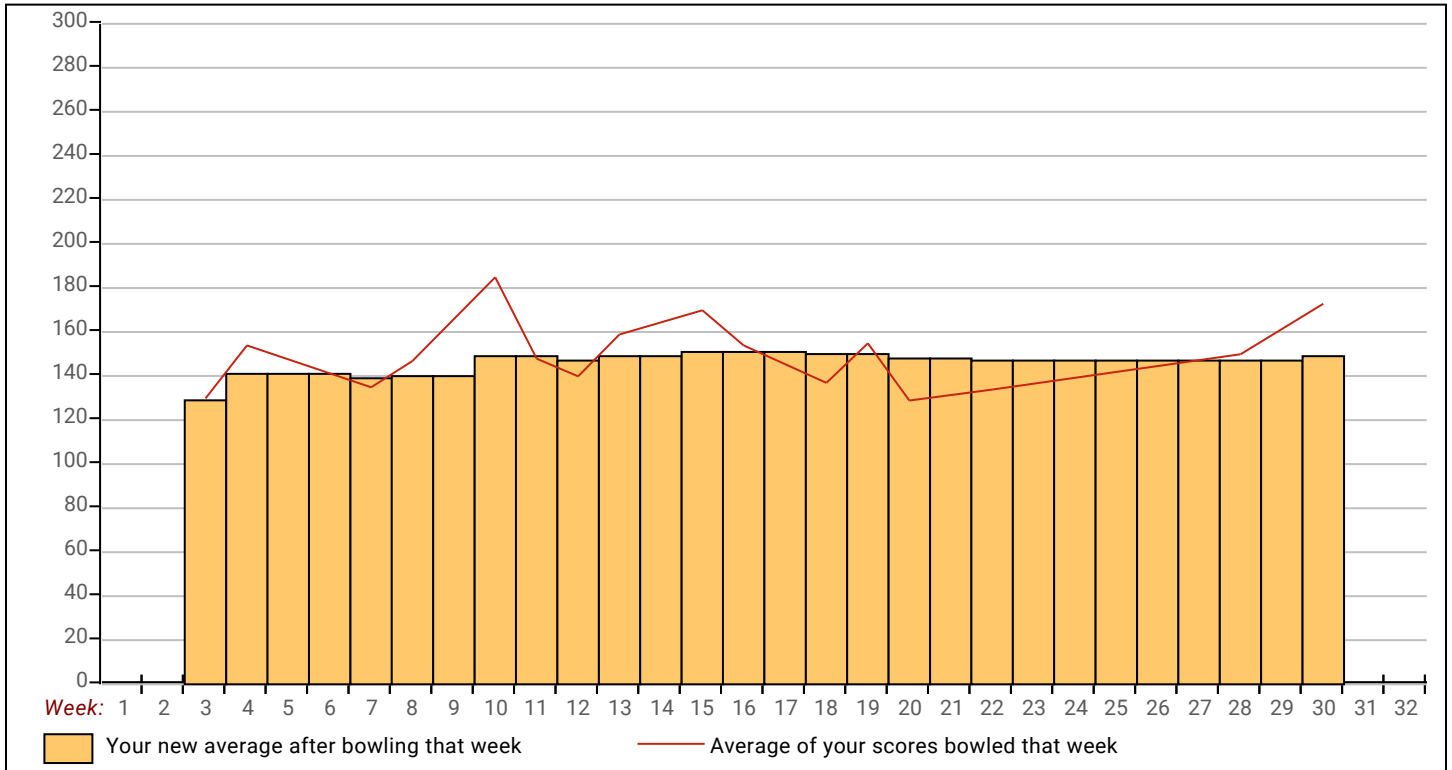
<u>Avg of Game 1</u>	<u>Avg of Game 2</u>	<u>Avg of Game 3</u>
160.50	140.13	147.56

High game of **198** on week **10** High series of **554** on week **10** High average of **151.70** after bowling week **16**
 Low game of **92** on week **20** Low series of **385** on week **20** Low average of **129.67** after bowling week **3**

High Scores by Game

Game #1: **183** on week **11** Game #2: **182** on week **10** Game #3: **198** on week **10**

Note: This report includes information through April 22 which is Week 30 of 32



Note: This report includes information through April 22 which is Week 30 of 32

Craig A. Schutt's Bowling Record - Team 5: Boom Goes Dynamite

Week No.	Bowling Date	Old Avg	Old HDCP	HDCP				HDCP		---Average Change---			High Game	High Sers	HDCP Game	HDCP Sers			
				-1-	-2-	-3-	Total	Total	Pins	Gms	New	Old					---> +/-		
1	09/11/23	bk165	50	204	206	131	541	691	541	3	180.33	-	0.00	=	180.33	206	541	256	691
2	09/18/23	bk165	50	152	151	202	505	655	1046	6	174.33	-	180.33	=	-6.00	206	541	256	691
3	09/25/23	bk165	50	192	202	164	558	708	1604	9	178.22	-	174.33	=	3.89	206	558	256	708
4	10/02/23	178	0				0	0	1604	9	178.22	-	178.22	=	0.00	206	558	256	708
5	10/09/23	178	37	207	169	179	555	666	2159	12	179.92	-	178.22	=	1.69	207	558	256	708
6	10/16/23	179	36	179	178	171	528	636	2687	15	179.13	-	179.92	=	-0.78	207	558	256	708
7	10/23/23	179	0				0	0	2687	15	179.13	-	179.13	=	0.00	207	558	256	708
8	10/30/23	179	36	147	168	182	497	605	3184	18	176.89	-	179.13	=	-2.24	207	558	256	708
9	11/06/23	176	39	185	175	200	560	677	3744	21	178.29	-	176.89	=	1.40	207	560	256	708
10	11/13/23	178	0				0	0	3744	21	178.29	-	178.29	=	0.00	207	560	256	708

End of 1st split

11	11/20/23	178	37	203	145	152	500	611	4244	24	176.83	-	178.29	=	-1.45	207	560	256	708
12	11/27/23	176	0				0	0	4244	24	176.83	-	176.83	=	0.00	207	560	256	708
13	12/04/23	176	39	158	169	164	491	608	4735	27	175.37	-	176.83	=	-1.46	207	560	256	708
14	12/11/23	175	40	203	166	142	511	631	5246	30	174.87	-	175.37	=	-0.50	207	560	256	708
15	12/18/23	174	41	134	155	151	440	563	5686	33	172.30	-	174.87	=	-2.56	207	560	256	708
16	01/15/24	172	43	170	146	197	513	642	6199	36	172.19	-	172.30	=	-0.11	207	560	256	708
17	01/22/24	172	43	187	196	162	545	674	6744	39	172.92	-	172.19	=	0.73	207	560	256	708
18	01/29/24	172	43	190	158	158	506	635	7250	42	172.62	-	172.92	=	-0.30	207	560	256	708
19	02/05/24	172	0				0	0	7250	42	172.62	-	172.62	=	0.00	207	560	256	708
20	02/12/24	172	43	162	137	178	477	606	7727	45	171.71	-	172.62	=	-0.91	207	560	256	708

End of 2nd split

21	02/19/24	171	44	159	166	176	501	633	8228	48	171.42	-	171.71	=	-0.29	207	560	256	708
22	02/26/24	171	44	165	121	187	473	605	8701	51	170.61	-	171.42	=	-0.81	207	560	256	708
23	03/04/24	170	45	198	176	165	539	674	9240	54	171.11	-	170.61	=	0.50	207	560	256	708
24	03/11/24	171	44	131	138	196	465	597	9705	57	170.26	-	171.11	=	-0.85	207	560	256	708
25	03/18/24	170	45	188	152	154	494	629	10199	60	169.98	-	170.26	=	-0.28	207	560	256	708
----- Week 26 was bowled after week 27 -----																			
26	03/25/24	169	46	189	138	148	475	613	10199	60	169.98	-	0.00	=	169.98	207	560	404	1120
Scores were bowled after week 27 for weeks: 26																			
27	04/01/24	169	46	157	147	147	451	589	11125	66	168.56	-	169.98	=	-1.42	207	560	256	708
28	04/08/24	168	47	161	166	149	476	617	11601	69	168.13	-	168.56	=	-0.43	207	560	256	708
29	04/15/24	168	47	136	156	167	459	600	12060	72	167.50	-	168.13	=	-0.63	207	560	256	708
30	04/22/24	167	48	181	179	171	531	675	12591	75	167.88	-	167.50	=	0.38	207	560	256	708

End of 3rd split

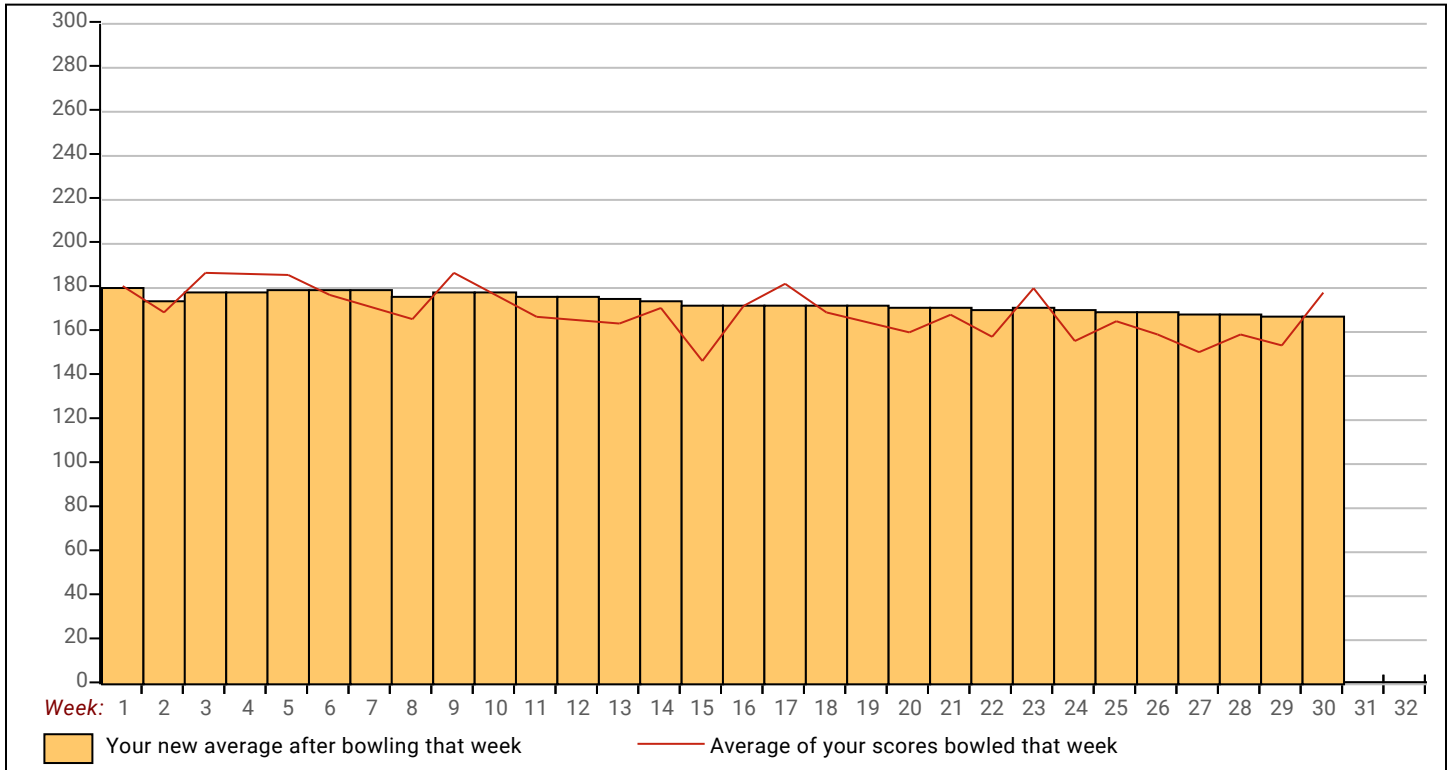
<100	100's	125's	150's	175's	200's	225's	250's	275's	300's
	1	15	30	21	8				
<400	400's	450's	500's	550's	600's	650's	700's	750's	800's
	1	10	11	3					
Avg of Game 1			Avg of Game 2			Avg of Game 3			
173.52			162.40			167.72			

High game of 207 on week 5 High series of 560 on week 9 High average of 180.33 after bowling week 1
 Low game of 121 on week 22 Low series of 440 on week 15 Low average of 167.50 after bowling week 29

High Scores by Game

Game #1: 207 on week 5 Game #2: 206 on week 1 Game #3: 202 on week 2

Note: This report includes information through April 22 which is Week 30 of 32



Note: This report includes information through April 22 which is Week 30 of 32

Trevor A. Roberts's Bowling Record - Team 5: Boom Goes Dynamite

Week No.	Bowling Date	Old Avg	Old HDCP	HDCP				HDCP		---Average Change---			High Game	High Sers	HDCP Game	HDCP Sers			
				-1-	-2-	-3-	Total	Total	Pins	Gms	New	Old					+/-		
1	09/11/23	bk155	60	124	137	193	454	634	454	3	151.33	-	0.00	=	151.33	193	454	253	634
2	09/18/23	bk155	60	179	162	157	498	678	952	6	158.67	-	151.33	=	7.33	193	498	253	678
3	09/25/23	bk155	0				0	0	952	6	158.67	-	158.67	=	0.00	193	498	253	678
4	10/02/23	bk155	60	170	137	135	442	622	1394	9	154.89	-	158.67	=	-3.78	193	498	253	678
5	10/09/23	154	61	152	97	169	418	601	1812	12	151.00	-	154.89	=	-3.89	193	498	253	678
6	10/16/23	151	64	156	161	161	478	670	2290	15	152.67	-	151.00	=	1.67	193	498	253	678
7	10/23/23	152	0				0	0	2290	15	152.67	-	152.67	=	0.00	193	498	253	678
8	10/30/23	152	63	122	159	126	407	596	2697	18	149.83	-	152.67	=	-2.83	193	498	253	678
9	11/06/23	149	66	189	142	157	488	686	3185	21	151.67	-	149.83	=	1.83	193	498	255	686
10	11/13/23	151	64	129	127	110	366	558	3551	24	147.96	-	151.67	=	-3.71	193	498	255	686

End of 1st split

11	11/20/23	147	0		145	146	291	427	3842	26	147.77	-	147.96	=	-0.19	193	498	255	686
12	11/27/23	147	0				0	0	3842	26	147.77	-	147.77	=	0.00	193	498	255	686
13	12/04/23	147	0				0	0	3842	26	147.77	-	147.77	=	0.00	193	498	255	686
14	12/11/23	147	68	151	139	146	436	640	4278	29	147.52	-	147.77	=	-0.25	193	498	255	686
15	12/18/23	147	68	140	140	160	440	644	4718	32	147.44	-	147.52	=	-0.08	193	498	255	686
16	01/15/24	147	68	168	142	161	471	675	5189	35	148.26	-	147.44	=	0.82	193	498	255	686
17	01/22/24	148	67	156	145	166	467	668	5656	38	148.84	-	148.26	=	0.58	193	498	255	686
18	01/29/24	148	0				0	0	5656	38	148.84	-	148.84	=	0.00	193	498	255	686
19	02/05/24	148	67	165	153	156	474	675	6130	41	149.51	-	148.84	=	0.67	193	498	255	686
20	02/12/24	149	66	161	124	107	392	590	6522	44	148.23	-	149.51	=	-1.28	193	498	255	686

End of 2nd split

21	02/19/24	148	0				0	0	6522	44	148.23	-	148.23	=	0.00	193	498	255	686
22	02/26/24	148	67	194	167	152	513	714	7035	47	149.68	-	148.23	=	1.45	194	513	261	714
23	03/04/24	149	66	155	191	115	461	659	7496	50	149.92	-	149.68	=	0.24	194	513	261	714
24	03/11/24	149	66	166	154	148	468	666	7964	53	150.26	-	149.92	=	0.34	194	513	261	714
25	03/18/24	150	65	155	202	166	523	718	8487	56	151.55	-	150.26	=	1.29	202	523	267	718
----- Week 26 was bowled after week 27 -----																			
26	03/25/24	151	64	133	139	156	428	620	8487	56	151.55	-	0.00	=	151.55	202	523	371	1073
Scores were bowled after week 27 for weeks: 26																			
27	04/01/24	151	0				0	0	8915	59	151.10	-	151.55	=	-0.45	202	523	267	718
28	04/08/24	151	64	127	186	200	513	705	9428	62	152.06	-	151.10	=	0.96	202	523	267	718
29	04/15/24	152	63	147	117	175	439	628	9867	65	151.80	-	152.06	=	-0.26	202	523	267	718
30	04/22/24	151	64				0	0	9867	65	151.80	-	151.80	=	0.00	202	523	267	718

End of 3rd split

<u><100</u>	<u>100's</u>	<u>125's</u>	<u>150's</u>	<u>175's</u>	<u>200's</u>	<u>225's</u>	<u>250's</u>	<u>275's</u>	<u>300's</u>
1	7	20	28	7	2				
<u><400</u>	<u>400's</u>	<u>450's</u>	<u>500's</u>	<u>550's</u>	<u>600's</u>	<u>650's</u>	<u>700's</u>	<u>750's</u>	<u>800's</u>
2	7	9	3						

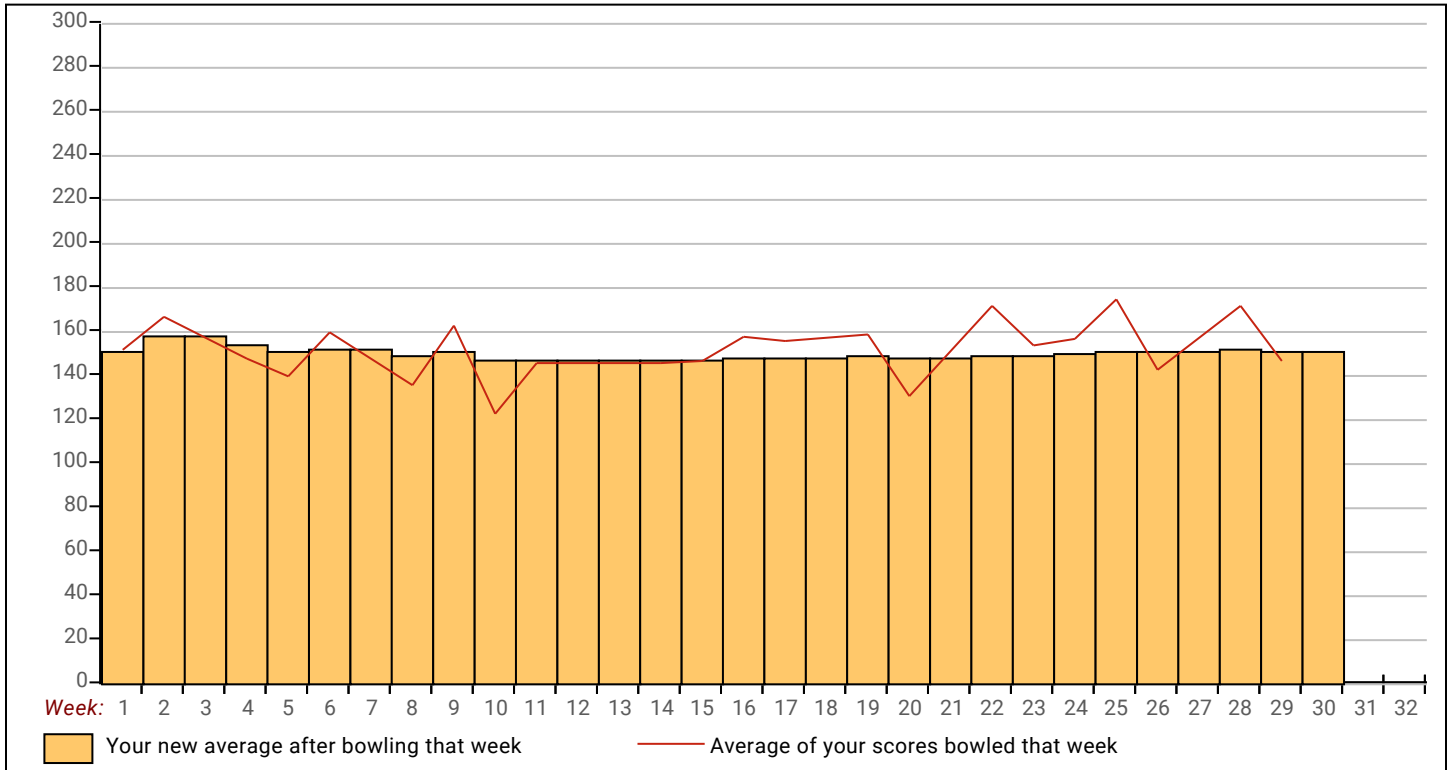
<u>Avg of Game 1</u>	<u>Avg of Game 2</u>	<u>Avg of Game 3</u>
154.24	148.45	152.82

High game of **202** on week **25** High series of **523** on week **25** High average of **158.67** after bowling week **2**
 Low game of **97** on week **5** Low series of **291** on week **11** Low average of **147.44** after bowling week **15**

High Scores by Game

Game #1: **194** on week **22** Game #2: **202** on week **25** Game #3: **200** on week **28**

Note: This report includes information through April 22 which is Week 30 of 32



Note: This report includes information through April 22 which is Week 30 of 32

Cruz A. Evans's Bowling Record - Team 5: Boom Goes Dynamite

Week No.	Bowling Date	Old Avg	Old HDCP	HDCP				---Average Change---				High Game	High Sers	HDCP Game	HDCP Sers				
				-1-	-2-	-3-	Total	Total	Pins	Gms	New - Old					---> +/-			
1	09/11/23	bk157	0				0	0	0	0	0	-	0.00	=	0.00	0	0		
2	09/18/23	bk157	58	165	212	176	553	727	553	3	184.33	-	0.00	=	184.33	212	553	270	727
3	09/25/23	bk157	58	158	155	139	452	626	1005	6	167.50	-	184.33	=	-16.83	212	553	270	727
4	10/02/23	bk157	58	151	166	178	495	669	1500	9	166.67	-	167.50	=	-0.83	212	553	270	727
5	10/09/23	166	49	135	149	183	467	614	1967	12	163.92	-	166.67	=	-2.75	212	553	270	727
6	10/16/23	163	52	174	126	222	522	678	2489	15	165.93	-	163.92	=	2.02	222	553	274	727
7	10/23/23	165	50	124	165	178	467	617	2956	18	164.22	-	165.93	=	-1.71	222	553	274	727
8	10/30/23	164	51	171	153	171	495	648	3451	21	164.33	-	164.22	=	0.11	222	553	274	727
9	11/06/23	164	51	152	170	168	490	643	3941	24	164.21	-	164.33	=	-0.13	222	553	274	727
10	11/13/23	164	0				0	0	3941	24	164.21	-	164.21	=	0.00	222	553	274	727

End of 1st split

11	11/20/23	164	51	183	180	127	490	643	4431	27	164.11	-	164.21	=	-0.10	222	553	274	727
12	11/27/23	164	51	151	147	155	453	606	4884	30	162.80	-	164.11	=	-1.31	222	553	274	727
13	12/04/23	162	53	165	177	133	475	634	5359	33	162.39	-	162.80	=	-0.41	222	553	274	727
14	12/11/23	162	53	155	220	177	552	711	5911	36	164.19	-	162.39	=	1.80	222	553	274	727
15	12/18/23	164	0				0	0	5911	36	164.19	-	164.19	=	0.00	222	553	274	727
16	01/15/24	164	0				0	0	5911	36	164.19	-	164.19	=	0.00	222	553	274	727
17	01/22/24	164	51	145	146	214	505	658	6416	39	164.51	-	164.19	=	0.32	222	553	274	727
18	01/29/24	164	51	156	206	192	554	707	6970	42	165.95	-	164.51	=	1.44	222	554	274	727
19	02/05/24	165	50	135	120	130	385	535	7355	45	163.44	-	165.95	=	-2.51	222	554	274	727
20	02/12/24	163	52	156	160	160	476	632	7831	48	163.15	-	163.44	=	-0.30	222	554	274	727

End of 2nd split

21	02/19/24	163	52	200	129	205	534	690	8365	51	164.02	-	163.15	=	0.87	222	554	274	727
22	02/26/24	164	0				0	0	8365	51	164.02	-	164.02	=	0.00	222	554	274	727
23	03/04/24	164	51	158	163	159	480	633	8845	54	163.80	-	164.02	=	-0.22	222	554	274	727
24	03/11/24	163	52	164	141	218	523	679	9368	57	164.35	-	163.80	=	0.55	222	554	274	727
25	03/18/24	164	51	227	159	124	510	663	9878	60	164.63	-	164.35	=	0.28	227	554	278	727
----- Week 26 was bowled after week 27 -----																			
26	03/25/24	164	51	243	139	194	576	729	9878	60	164.63	-	0.00	=	164.63	243	576	458	1221
Scores were bowled after week 27 for weeks: 26																			
27	04/01/24	164	51	155	168	163	486	639	10940	66	165.76	-	164.63	=	1.12	243	576	294	729
28	04/08/24	165	0				0	0	10940	66	165.76	-	165.76	=	0.00	243	576	294	729
29	04/15/24	165	50	170	168	151	489	639	11429	69	165.64	-	165.76	=	-0.12	243	576	294	729
30	04/22/24	165	50				0	0	11429	69	165.64	-	165.64	=	0.00	243	576	294	729

End of 3rd split

<u><100</u>	<u>100's</u>	<u>125's</u>	<u>150's</u>	<u>175's</u>	<u>200's</u>	<u>225's</u>	<u>250's</u>	<u>275's</u>	<u>300's</u>
	3	14	32	10	8	2			
<u><400</u>	<u>400's</u>	<u>450's</u>	<u>500's</u>	<u>550's</u>	<u>600's</u>	<u>650's</u>	<u>700's</u>	<u>750's</u>	<u>800's</u>
1		13	5	4					

<u>Avg of Game 1</u>	<u>Avg of Game 2</u>	<u>Avg of Game 3</u>
164.91	161.70	170.30

High game of 243 on week 26 High series of 576 on week 26 High average of 184.33 after bowling week 2
 Low game of 120 on week 19 Low series of 385 on week 19 Low average of 162.39 after bowling week 13

High Scores by Game

Game #1: 243 on week 26 Game #2: 220 on week 14 Game #3: 222 on week 6

Note: This report includes information through April 22 which is Week 30 of 32

