4/11/2024 Week 29 of 31

# Applette 2023-24

Thursday 6:30 pm

## Big Apple Fun Center

Lanes 19 - 24

*President: Michelle Limbach (308)627-5811*
*Vice President: Krista Wiester (402)677-7680*
*Secretary/Treasurer: Rebecca McPherson (402)984-0342*

## Team Standings

| Place | Lane | # | Team Name | Points Won | Points Lost | %Won | Pins + HDCP | Scratch Pins | Avg p/gm | High Game | High Sers | HDCP Game | HDCP Sers |
|---|---|---|---|---|---|---|---|---|---|---|---|---|---|
| 1 | 19 | 3 | Joe's Honky Tonk | 71½ | 54½ | 56.7 | 73717 | 51187 | 588 | 702 | 2019 | 952 | 2674 |
| 2 | 20 | 5 | Living on a Spare | 67½ | 58½ | 53.6 | 74099 | 60014 | 689 | 875 | 2448 | 981 | 2766 |
| 3 | 21 | 1 | Streamline Painting | 67 | 59 | 53.2 | 74596 | 46123 | 530 | 668 | 1871 | 955 | 2710 |
| 4 | 22 | 2 | Cost Gutterz | 60 | 57 | 51.3 | 68947 | 30694 | 378 | 492 | 1357 | 947 | 2701 |
| 5 | 23 | 4 | Sequel Bowling Bookworms | 54½ | 71½ | 43.3 | 72889 | 46558 | 535 | 651 | 1809 | 956 | 2697 |
| 6 | 24 | 6 | Riches Rollin Smoke BBQ | 48½ | 68½ | 41.5 | 74082 | 47139 | 541 | 632 | 1807 | 947 | 2759 |

### Review of Last Week's Bowling.....

| Lanes | Team Name | HDCP -1- | HDCP -2- | HDCP -3- | HDCP Total | Last Wk WON | | Team Name | HDCP -1- | HDCP -2- | HDCP -3- | HDCP Total | Last Wk WON |
|---|---|---|---|---|---|---|---|---|---|---|---|---|---|
| 19-20 | Riches Rollin Smoke | 892 | 834 | 859 | 2585 | 0 | <---> | Cost Gutterz | **0** | **0** | **0** | **0** | 0 |
| 21-22 | Streamline Painting | 834 | **878** | **879** | 2591 | 4 | <---> | Sequel Bowling Book | **915** | 823 | 854 | **2592** | 5 |
| 23-24 | Living on a Spare | 795 | 818 | **859** | 2472 | 4 | <---> | Joe's Honky Tonk | **843** | **832** | 832 | **2507** | 5 |

## Lane Assignments

| | 19-20 | 21-22 | 23-24 | |
|---|---|---|---|---|
| Wk30 04/18 | 3- 5 | 1- 2 | 4- 6 | *Position Round- Start Lane - 19* |
| Wk31 04/25 ☞ | *Play-Off* | | | |

## Last Week's Top Scores

| Team Scratch Game | | Team Scratch Series | | Team Handicap Game | | Team Handicap Series | |
|---|---|---|---|---|---|---|---|
| 705 | Living on a Spare | 2010 | Living on a Spare | 915 | Sequel Bowling Bookworm | 2592 | Sequel Bowling Bo |
| 609 | Sequel Bowling Bookworm | 1718 | Joe's Honky Tonk | 892 | Riches Rollin Smoke BBQ | 2591 | Streamline Paintin |
| 588 | Riches Rollin Smoke BBQ | 1674 | Sequel Bowling Bookworm | 879 | Streamline Painting | 2585 | Riches Rollin Smok |
| 580 | Joe's Honky Tonk | 1673 | Riches Rollin Smoke BBQ | 859 | Living on a Spare | 2507 | Joe's Honky Tonk |
| 490 | Streamline Painting | 1424 | Streamline Painting | 843 | Joe's Honky Tonk | 2472 | Living on a Spare |

| | Scratch Game | | Scratch Series | | Handicap Game | | Handicap Series | |
|---|---|---|---|---|---|---|---|---|
| ***Men*** | 174 | David Hibberd | 512 | David Hibberd | 200 | David Hibberd | 590 | David Hibberd |
| ***Women*** | 222 | Rebecca McPherson | 586 | Rebecca McPherson | 263 | Peg Hickman | 706 | Peg Hickman |
| | 202 | Dani Krotz | 551 | Dani Krotz | 252 | Kira Hancock | 695 | Dani Krotz |
| | 194 | Krista Wiester | 505 | Krista Wiester | 251 | Wendy Pohl | 687 | Kira Hancock |
| | 180 | Peg Hickman | 466 | Cindy Stones | 250 | Dani Krotz | 674 | Angie Hauserman |
| | 177 | Wendy Pohl | 462 | Kira Hancock | 246 | Rebecca McPherson | 667 | Misty Hasselquist |
| | 177 | Kira Hancock | 457 | Peg Hickman | 246 | Misty Hasselquist | 661 | Lindsay McLaughlin |
| | 170 | Cindy Stones | 453 | Ann Graham | 240 | Lindsay McLaughlin | 658 | Rebecca McPherson |
| | 170 | Deb Hatcher | 447 | Deb Hatcher | 240 | Angie Hauserman | 652 | Colleen Jorgensen |
| | 166 | Ann Graham | 427 | Lindsay McLaughlin | 237 | Colleen Jorgensen | 640 | Wendy Pohl |
| | 166 | Beckie King | 419 | Angie Hauserman | 236 | Beckie King | 632 | Dawn Chadrick |
| | | | | | | | 632 | Sheri Londer |

## Season High Scores

| Team Scratch Game | | Team Scratch Series | | Team Handicap Game | | Team Handicap Series | |
|---|---|---|---|---|---|---|---|
| 875 | Living on a Spare | 2448 | Living on a Spare | 981 | Living on a Spare | 2766 | Living on a Spare |
| 702 | Joe's Honky Tonk | 2019 | Joe's Honky Tonk | 956 | Sequel Bowling Bookworm | 2759 | Riches Rollin Smok |
| 668 | Streamline Painting | 1871 | Streamline Painting | 955 | Streamline Painting | 2710 | Streamline Paintin |
| 651 | Sequel Bowling Bookworm | 1809 | Sequel Bowling Bookworm | 952 | Joe's Honky Tonk | 2701 | Cost Gutterz |
| 632 | Riches Rollin Smoke BBQ | 1807 | Riches Rollin Smoke BBQ | 947 | Cost Gutterz | 2697 | Sequel Bowling Bo |
| 492 | Cost Gutterz | 1357 | Cost Gutterz | 947 | Riches Rollin Smoke BBQ | 2674 | Joe's Honky Tonk |

| | Scratch Game | | Scratch Series | | Handicap Game | | Handicap Series | |
|---|---|---|---|---|---|---|---|---|
| ***Men*** | 268 | Dustin Graham | 724 | Dustin Graham | 296 | Arlen Jorgensen | 792 | Arlen Jorgensen |
| | 257 | Arlen Jorgensen | 675 | Arlen Jorgensen | 268 | Dustin Graham | 724 | Dustin Graham |
| | 213 | David Hibberd | 583 | David Hibberd | 248 | David Hibberd | 673 | David Hibberd |
| | 158 | Allen Noltersmeier | 376 | Allen Noltersmeier | 243 | Allen Noltersmeier | 631 | Allen Noltersmeier |

| | Scratch Game | Scratch Series | Handicap Game | Handicap Series |
|---|---|---|---|---|
| | 103 Sam Foster | 244 Sam Foster | 232 Sam Foster | 631 Sam Foster |
| ***Women*** | 256 Rebecca McPherson | 657 Rebecca McPherson | 307 Kira Hancock | 779 Kira Hancock |
| | 228 Ann Graham | 638 Ann Graham | 295 Ashley Schroeder | 761 Ann Graham |
| | 228 Kira Hancock | 596 Michelle Limbach | 286 Angie Hauserman | 751 Deb Hatcher |
| | 226 Michelle Limbach | 594 Krista Wiester | 284 Rebecca McPherson | 741 Rebecca McPherson |
| | 225 Krista Wiester | 562 Deb Hatcher | 280 Brooke Thiessen | 738 Sheri Jorgensen |
| | 211 Cindy Stones | 551 Cindy Stones | 274 Trish Hancock | 734 Lindsay McLaughlin |
| | 211 Dani Krotz | 551 Dani Krotz | 273 Shelli Krotz | 734 Misty Hasselquist |
| | 210 Deb Hatcher | 526 Kira Hancock | 272 Krista Wiester | 720 Sheri Londer |
| | 208 Lisa Poff | 510 Sheri Jorgensen | 270 Sheri Londer | 714 Jacqui Moore |
| | 206 Shelli Krotz | 500 Lisa Poff | 269 Wendy Pohl | 713 Cindy Stones |
| | | | 269 Ann Graham | 713 Trish Hancock |
| | | | 269 Ashley Hancock | |

## *Team Rosters*

### 1 - Streamline Painting

| Name | Avg | HDCP | Pins | Gms | Points Won | High Game | High Sers | HDCP Game | HDCP Sers | Most Improved Avg | Most Improved +/- | To Raise Avg +1 | To Drop Avg -1 | Weekly Over Avg Series Avg +/- |
|---|---|---|---|---|---|---|---|---|---|---|---|---|---|---|
| Monica R. Eder | 93 | 117 | 279 | 3 | | 107 | 279 | 224 | 630 | | | 285 | 278 | |
| Dawn M. Chadrick | 97 | 113 | 3511 | 36 | 6.0 | 134 | 330 | 247 | 669 | 97 | +0.53 | 311 | 271 | 293 - 291=2 |
| Colleen R. Jorgensen | 98 | 112 | 5047 | 51 | 9.5 | 144 | 357 | 258 | 711 | 96 | +2.96 | 299 | 244 | 316 - 294=22 |
| Kathy Maxson | 136 | 74 | 8585 | 63 | 13.0 | 178 | 475 | 262 | 710 | 128 | +8.27 | 457 | 390 | |
| Wendy L. Pohl | 136 | 74 | 4911 | 36 | 7.5 | 190 | 454 | 269 | 691 | 131 | +5.42 | 432 | 392 | 418 - 408=10 |
| Sheri L. Jorgensen | 140 | 70 | 9257 | 66 | 15.0 | 188 | 510 | 264 | 738 | 139 | +1.26 | 472 | 402 | |

### 2 - Cost Gutterz

| Name | Avg | HDCP | Pins | Gms | Points Won | High Game | High Sers | HDCP Game | HDCP Sers | Most Improved Avg | Most Improved +/- | To Raise Avg +1 | To Drop Avg -1 | Weekly Over Avg Series Avg +/- |
|---|---|---|---|---|---|---|---|---|---|---|---|---|---|---|
| Erika A. Carrillo | 52 | 158 | 1673 | 32 | 5.5 | 98 | 196 | 263 | 703 | 48 | +4.28 | 182 | 146 | |
| Macy C. Nickel | 91 | 119 | 6797 | 74 | 12.5 | 125 | 333 | 246 | 696 | 85 | +6.85 | 287 | 209 | |
| Olivia R. Burival | 96 | 114 | 7684 | 80 | 19.0 | 139 | 344 | 256 | 689 | 88 | +8.05 | 367 | 283 | |
| Brooke L. Thiessen | 107 | 103 | 7396 | 69 | 13.0 | 174 | 366 | 280 | 696 | 103 | +4.19 | 380 | 307 | |
| Jenna N. Banzhaf | 116 | 94 | 3837 | 33 | 9.0 | 155 | 385 | 248 | 689 | 117 | -0.73 | 375 | 338 | |
| Ashley K. Schroeder | 122 | 88 | 856 | 7 | 1.0 | 193 | 327 | 295 | 630 | | | 374 | 363 | |

### 3 - Joe's Honky Tonk

| Name | Avg | HDCP | Pins | Gms | Points Won | High Game | High Sers | HDCP Game | HDCP Sers | Most Improved Avg | Most Improved +/- | To Raise Avg +1 | To Drop Avg -1 | Weekly Over Avg Series Avg +/- |
|---|---|---|---|---|---|---|---|---|---|---|---|---|---|---|
| Brenda J. Sonnenfeld | 102 | 108 | 4598 | 45 | 8.0 | 145 | 366 | 257 | 696 | 98 | +4.18 | 346 | 297 | 269 - 309=-40 |
| Sheri J. Londer | 128 | 82 | 9989 | 78 | 14.0 | 186 | 468 | 270 | 720 | 132 | -3.94 | 460 | 378 | 386 - 384=2 |
| Amanda B. Smallcomb | 131 | 79 | 3557 | 27 | 3.5 | 176 | 431 | 257 | 662 | 135 | -3.26 | 403 | 372 | |
| Shelli Krotz | 144 | 66 | 4760 | 33 | 9.0 | 206 | 473 | 273 | 673 | 146 | -1.76 | 460 | 423 | |
| Dani Krotz | 164 | 46 | 8368 | 51 | 16.5 | 211 | 551 | 264 | 702 | 159 | +5.08 | 542 | 487 | 551 - 486=65 |
| Michelle L. Limbach | 176 | 34 | 13200 | 75 | 28.5 | 226 | 596 | 261 | 709 | 165 | +11.00 | 606 | 527 | |

### 4 - Sequel Bowling Bookworms

| Name | Avg | HDCP | Pins | Gms | Points Won | High Game | High Sers | HDCP Game | HDCP Sers | Most Improved Avg | Most Improved +/- | To Raise Avg +1 | To Drop Avg -1 | Weekly Over Avg Series Avg +/- |
|---|---|---|---|---|---|---|---|---|---|---|---|---|---|---|
| Angie C. Hauserman | 125 | 85 | 10946 | 87 | 15.0 | 203 | 443 | 286 | 695 | 130 | -4.18 | 394 | 303 | 419 - 375=44 |
| Peg Hickman | 128 | 82 | 6959 | 54 | 11.5 | 183 | 458 | 263 | 706 | 129 | -0.13 | 394 | 336 | 457 - 381=76 |
| Jacqui Moore | 129 | 81 | 10213 | 79 | 10.0 | 180 | 459 | 263 | 714 | 125 | +4.28 | 447 | 364 | 351 - 387=-36 |
| Deb L. Hatcher | 153 | 57 | 13367 | 87 | 20.0 | 210 | 562 | 268 | 751 | 151 | +2.64 | 493 | 402 | 447 - 459=-12 |

### 5 - Living on a Spare

| Name | Avg | HDCP | Pins | Gms | Points Won | High Game | High Sers | HDCP Game | HDCP Sers | Most Improved Avg | Most Improved +/- | To Raise Avg +1 | To Drop Avg -1 | Weekly Over Avg Series Avg +/- |
|---|---|---|---|---|---|---|---|---|---|---|---|---|---|---|
| Cindy Stones | 156 | 54 | 13117 | 84 | 12.5 | 211 | 551 | 264 | 713 | 157 | -0.85 | 542 | 454 | 466 - 468=-2 |
| Lisa S. Poff | 166 | 44 | 500 | 3 | | 208 | 500 | 252 | 632 | | | 502 | 495 | |
| Ann M. Graham | 170 | 40 | 13811 | 81 | 17.0 | 228 | 638 | 269 | 761 | 167 | +3.51 | 553 | 468 | 453 - 513=-60 |
| Krista K. Wiester | 173 | 37 | 13499 | 78 | 16.5 | 225 | 594 | 272 | 708 | 166 | +7.06 | 595 | 513 | 505 - 519=-14 |
| Rebecca L. McPherson | 186 | 24 | 16252 | 87 | 33.5 | 256 | 657 | 284 | 741 | 175 | +11.80 | 578 | 487 | 586 - 558=28 |

## 6 - Riches Rollin Smoke BBQ

| Name | Avg | HDCP | Pins | Gms | Points Won | High Game | High Sers | HDCP Game | HDCP Sers | Most Improved Avg | Most Improved +/- | To Raise Avg +1 | To Drop Avg -1 | Weekly Over Avg Series Avg +/- |
|---|---|---|---|---|---|---|---|---|---|---|---|---|---|---|
| Allen S. Noltersmeier | 125 | 85 | 376 | 3 | 1.0 | 158 | 376 | 243 | 631 | | | 380 | 373 | |
| Trish R. Hancock | 129 | 81 | 10089 | 78 | 14.5 | 187 | 458 | 274 | 713 | 125 | +4.35 | 441 | 359 | 370 - 387=-17 |
| Lindsay L. McLaughlin | 132 | 78 | 11125 | 84 | 15.5 | 176 | 494 | 256 | 734 | 135 | -2.56 | 446 | 358 | 427 - 396=31 |
| Kira L. Hancock | 135 | 75 | 11829 | 87 | 19.5 | 228 | 526 | 307 | 779 | 128 | +7.97 | 411 | 320 | 462 - 405=57 |
| Beckie S. King | 140 | 70 | 9959 | 71 | 14.5 | 193 | 478 | 259 | 688 | 142 | -1.73 | 475 | 400 | 414 - 420=-6 |

## Temporary Substitutes

### Men

| Name | Avg | HDCP | Pins | Gms | Points Won | High Game | High Sers | HDCP Game | HDCP Sers | Most Improved Avg | Most Improved +/- | To Raise Avg +1 | To Drop Avg -1 | Weekly Over Avg Series Avg +/- |
|---|---|---|---|---|---|---|---|---|---|---|---|---|---|---|
| Sam B. Foster | 81 | 129 | 244 | 3 | | 103 | 244 | 232 | 631 | | | 248 | 241 | |
| Dustin W. Graham | 241 | 0 | 724 | 3 | 2.0 | 268 | 724 | 268 | 724 | | | 728 | 721 | |
| David D. Hibberd | 183 | 27 | 6603 | 36 | 5.0 | 213 | 583 | 248 | 673 | 184 | -0.58 | 573 | 533 | 512 - 552=-40 |
| Arlen L. Jorgensen | 183 | 27 | 10446 | 57 | 23.0 | 257 | 675 | 296 | 792 | 177 | +6.26 | 594 | 533 | |

### Women

| Name | Avg | HDCP | Pins | Gms | Points Won | High Game | High Sers | HDCP Game | HDCP Sers | Most Improved Avg | Most Improved +/- | To Raise Avg +1 | To Drop Avg -1 | Weekly Over Avg Series Avg +/- |
|---|---|---|---|---|---|---|---|---|---|---|---|---|---|---|
| Jackie Clapp | 131 | 79 | 788 | 6 | 1.0 | 153 | 405 | 236 | 654 | | | 400 | 390 | |
| Ashley K. Hancock | 151 | 59 | 3625 | 24 | 4.5 | 199 | 499 | 269 | 709 | 152 | -0.96 | 479 | 451 | |
| Misty M. Hasselquist | 121 | 89 | 2917 | 24 | 3.0 | 164 | 431 | 265 | 734 | 120 | +1.54 | 377 | 349 | 397 - 360=37 |

## High Individual Match Points

| | | | | | | | |
|---|---|---|---|---|---|---|---|
| 33.5 | Rebecca McPherson | 28.5 | Michelle Limbach | 23 | Arlen Jorgensen | 20 | Deb Hatcher |
| 19.5 | Kira Hancock | 19 | Olivia Burival | 17 | Ann Graham | 16.5 | Dani Krotz |

## Individual High Averages

**Men**

| | |
|---|---|
| 183.42 | David Hibberd |
| 183.26 | Arlen Jorgensen |

**Women**

| | |
|---|---|
| 186.80 | Rebecca McPherson |
| 176.00 | Michelle Limbach |
| 173.06 | Krista Wiester |
| 170.51 | Ann Graham |
| 164.08 | Dani Krotz |
| 156.15 | Cindy Stones |
| 153.64 | Deb Hatcher |
| 151.04 | Ashley Hancock |
| 144.24 | Shelli Krotz |
| 140.27 | Beckie King |

## Most Improved Average

| | | | | | | | | | | | |
|---|---|---|---|---|---|---|---|---|---|---|---|
| 175 | to | 186.80 | =+11.80 | Rebecca McPhers | 165 | to | 176.00 | =+11.00 | Michelle Limbach | 128 | to 136.27 = +8.27 Kathy Maxson |
| 88 | to | 96.05 | = +8.05 | Olivia Burival | 128 | to | 135.97 | = +7.97 | Kira Hancock | 166 | to 173.06 = +7.06 Krista Wiester |

## Most Un-Improved Averages

| | | | | | | | | | | | |
|---|---|---|---|---|---|---|---|---|---|---|---|
| 130 | to | 125.82 | = -4.18 | Angie Hauserma | 132 | to | 128.06 | = -3.94 | Sheri Londer | 135 | to 131.74 = -3.26 Amanda Smallco |
| 135 | to | 132.44 | = -2.56 | Lindsay McLaugh | 146 | to | 144.24 | = -1.76 | Shelli Krotz | 142 | to 140.27 = -1.73 Beckie King |

# Applette 2023-24

## *Big Apple Fun Center*

### *Reprint of Scores -- Week 29*

**Lane 19** ***6 - Riches Rollin Smoke BBQ*** Week 29 4/11/2024

| Name | Old Avg | Old HDCP | -1- | -2- | -3- | Total | HDCP Total |
|---|---|---|---|---|---|---|---|
| Trish R. Hancock | 129 | 81 | **139** | ~~115~~ | ~~116~~ | 370 | **613** |
| Lindsay L. McLaughlin | 132 | 78 | **162** | **125** | **140** | 427 | **661** |
| Kira L. Hancock | 135 | 75 | **177** | ~~124~~ | **161** | 462 | **687** |
| Beckie S. King | 140 | 70 | ~~110~~ | **166** | **138** | 414 | **624** |
| | | | ==== | ==== | ==== | ==== | ==== |
| *Scratch Total* | | | **588** | **530** | **555** | **1673** | **1673** |
| *Handicap* | | | 304 | 304 | 304 | | 912 |
| *Total* | | | 892 | 834 | 859 | **1673** | 2585 |
| *Team Points Won* | | | 0.0 | 0.0 | 0.0 | 0.0 | 0.0 |
| *Match Points Won* | | | 0.0 | 0.0 | 0.0 | 0.0 | 0.0 |
| *Total Points Won* | | | 0.0 | 0.0 | 0.0 | 0.0 | 0.0 |

**Lane 20** ***2 - Cost Gutterz*** Week 29 4/11/2024

| Name | Old Avg | Old HDCP | -1- | -2- | -3- | Total | HDCP Total |
|---|---|---|---|---|---|---|---|
| *No one bowled* | | | | | | | |

**Lane 21** ***1 - Streamline Painting*** Week 29 4/11/2024

| Name | Old Avg | Old HDCP | -1- | -2- | -3- | Total | HDCP Total |
|---|---|---|---|---|---|---|---|
| Dawn M. Chadrick | 97 | 113 | 86 | 88 | 119 | 293 | 632 |
| Colleen R. Jorgensen | 98 | 112 | 125 | 111 | 80 | 316 | 652 |
| Misty M. Hasselquist | 120 | 90 | **128** | **113** | **156** | 397 | **667** |
| Wendy L. Pohl | 136 | 74 | 106 | **177** | **135** | 418 | **640** |
| | | | ==== | ==== | ==== | ==== | ==== |
| *Scratch Total* | | | 445 | 489 | 490 | 1424 | 1424 |
| *Handicap* | | | 389 | 389 | 389 | | 1167 |
| *Total* | | | 834 | **878** | **879** | 1424 | 2591 |
| *Team Points Won* | | | 0.0 | 1.0 | 1.0 | 2.0 | 2.0 |
| *Match Points Won* | | | 0.0 | 0.0 | 0.0 | 2.0 | 2.0 |
| *Total Points Won* | | | 0.0 | 1.0 | 1.0 | 4.0 | 4.0 |

**Lane 22** ***4 - Sequel Bowling Bookworms*** Week 29 4/11/2024

| Name | Old Avg | Old HDCP | -1- | -2- | -3- | Total | HDCP Total |
|---|---|---|---|---|---|---|---|
| Angie C. Hauserman | 125 | 85 | **131** | **133** | **155** | 419 | **674** |
| Peg Hickman | 127 | 83 | **180** | **149** | **128** | 457 | **706** |
| Jacqui Moore | 129 | 81 | 128 | 97 | 126 | 351 | 594 |
| Deb L. Hatcher | 153 | 57 | **170** | 138 | 139 | 447 | 618 |
| | | | ==== | ==== | ==== | ==== | ==== |
| *Scratch Total* | | | **609** | **517** | **548** | **1674** | **1674** |
| *Handicap* | | | 306 | 306 | 306 | | 918 |
| *Total* | | | **915** | 823 | 854 | **1674** | **2592** |
| *Team Points Won* | | | 1.0 | 0.0 | 0.0 | 2.0 | 2.0 |
| *Match Points Won* | | | 0.0 | 0.0 | 0.0 | 3.0 | 3.0 |
| *Total Points Won* | | | 1.0 | 0.0 | 0.0 | 5.0 | 5.0 |

**Lane 23** ***5 - Living on a Spare*** Week 29 4/11/2024

| Name | Old Avg | Old HDCP | -1- | -2- | -3- | Total | HDCP Total |
|---|---|---|---|---|---|---|---|
| Cindy Stones | 156 | 54 | **170** | **146** | **150** | 466 | **628** |
| Ann M. Graham | 171 | 39 | 146 | 141 | 166 | 453 | 570 |
| Krista K. Wiester | 173 | 37 | 156 | 155 | **194** | 505 | 616 |
| Rebecca L. McPherson | 186 | 24 | 169 | **222** | **195** | 586 | **658** |
| | | | ==== | ==== | ==== | ==== | ==== |
| *Scratch Total* | | | **641** | **664** | **705** | **2010** | **2010** |
| *Handicap* | | | 154 | 154 | 154 | | 462 |
| *Total* | | | 795 | 818 | **859** | **2010** | 2472 |
| *Team Points Won* | | | 0.0 | 0.0 | 1.0 | 1.0 | 1.0 |
| *Match Points Won* | | | 0.0 | 0.0 | 0.0 | 3.0 | 3.0 |
| *Total Points Won* | | | 0.0 | 0.0 | 1.0 | 4.0 | 4.0 |

**Lane 24** ***3 - Joe's Honky Tonk*** Week 29 4/11/2024

| Name | Old Avg | Old HDCP | -1- | -2- | -3- | Total | HDCP Total |
|---|---|---|---|---|---|---|---|
| Brenda J. Sonnenfeld | 103 | 107 | 114 | 74 | 81 | 269 | 590 |
| Sheri J. Londer | 128 | 82 | **121** | **119** | **146** | 386 | **632** |
| Dani Krotz | 162 | 48 | **177** | **202** | 172 | 551 | **695** |
| David D. Hibberd | 184 | 26 | **168** | 174 | 170 | 512 | 590 |
| | | | ==== | ==== | ==== | ==== | ==== |
| *Scratch Total* | | | 580 | 569 | 569 | 1718 | 1718 |
| *Handicap* | | | 263 | 263 | 263 | | 789 |
| *Total* | | | **843** | **832** | 832 | 1718 | **2507** |
| *Team Points Won* | | | 1.0 | 1.0 | 0.0 | 3.0 | 3.0 |
| *Match Points Won* | | | 0.0 | 0.0 | 0.0 | 2.0 | 2.0 |
| *Total Points Won* | | | 1.0 | 1.0 | 0.0 | 5.0 | 5.0 |

# Applette 2023-24

## *Big Apple Fun Center*

### *Match Points Won (This Week) -- Week 29*

**Lane 19** ***6 - Riches Rollin Smoke BBQ*** Week 29 4/11/2024

| Name | Last Wk Won | Last Wk Lost | HDCP -1- | HDCP -2- | HDCP -3- | HDCP Total |
|---|---|---|---|---|---|---|
| Trish R. Hancock | | | **220** | ~~196~~ | ~~197~~ | **613** |
| Lindsay L. McLaughlin | | | **240** | **203** | **218** | **661** |
| Kira L. Hancock | | | **252** | ~~199~~ | **236** | **687** |
| Beckie S. King | | | ~~180~~ | **236** | **208** | **624** |
| | | | ========== | | | ==== |
| *Scratch Total* | | | **588** | **530** | **555** | **1673** |
| *Handicap* | | | 304 | 304 | 304 | 912 |
| *Total* | | | 892 | 834 | 859 | 2585 |
| *Team Points Won* | | | 0.0 | 0.0 | 0.0 | 0.0 |
| *Match Points Won* | | | 0.0 | 0.0 | 0.0 | 0.0 |
| *Total Points Won* | | | 0.0 | 0.0 | 0.0 | 0.0 |

**Lane 20** ***2 - Cost Gutterz*** Week 29 4/11/2024

| Name | Last Wk Won | Last Wk Lost | HDCP -1- | HDCP -2- | HDCP -3- | HDCP Total |
|---|---|---|---|---|---|---|
| *No one bowled* | | | | | | |

**Lane 21** ***1 - Streamline Painting*** Week 29 4/11/2024

| Name | Last Wk Won | Last Wk Lost | HDCP -1- | HDCP -2- | HDCP -3- | HDCP Total |
|---|---|---|---|---|---|---|
| Dawn M. Chadrick | | 1.0 | 199 | 201 | 232 | 632 |
| Colleen R. Jorgensen | | 1.0 | 237 | 223 | 192 | 652 |
| Misty M. Hasselquist | 1.0 | | **218** | **203** | **246** | **667** |
| Wendy L. Pohl | 1.0 | | 180 | **251** | **209** | **640** |
| | | | ========== | | | ==== |
| *Scratch Total* | | | 445 | 489 | 490 | 1424 |
| *Handicap* | | | 389 | 389 | 389 | 1167 |
| *Total* | | | 834 | **878** | **879** | 2591 |
| *Team Points Won* | | | 0.0 | 1.0 | 1.0 | 2.0 |
| *Match Points Won* | | | 0.0 | 0.0 | 0.0 | 2.0 |
| *Total Points Won* | | | 0.0 | 1.0 | 1.0 | 4.0 |

**Lane 22** ***4 - Sequel Bowling Bookworms*** Week 29 4/11/2024

| Name | Last Wk Won | Last Wk Lost | HDCP -1- | HDCP -2- | HDCP -3- | HDCP Total |
|---|---|---|---|---|---|---|
| Angie C. Hauserman | 1.0 | | **216** | **218** | **240** | **674** |
| Peg Hickman | 2.0 | | **263** | **232** | **211** | **706** |
| Jacqui Moore | | 1.0 | 209 | 178 | 207 | 594 |
| Deb L. Hatcher | | 1.0 | **227** | 195 | 196 | 618 |
| | | | ========== | | | ==== |
| *Scratch Total* | | | **609** | **517** | **548** | **1674** |
| *Handicap* | | | 306 | 306 | 306 | 918 |
| *Total* | | | **915** | 823 | 854 | **2592** |
| *Team Points Won* | | | 1.0 | 0.0 | 0.0 | 2.0 |
| *Match Points Won* | | | 0.0 | 0.0 | 0.0 | 3.0 |
| *Total Points Won* | | | 1.0 | 0.0 | 0.0 | 5.0 |

**Lane 23** ***5 - Living on a Spare*** Week 29 4/11/2024

| Name | Last Wk Won | Last Wk Lost | HDCP -1- | HDCP -2- | HDCP -3- | HDCP Total |
|---|---|---|---|---|---|---|
| Cindy Stones | 1.0 | | **224** | **200** | **204** | **628** |
| Ann M. Graham | | 1.0 | 185 | 180 | 205 | 570 |
| Krista K. Wiester | | 1.0 | 193 | 192 | **231** | 616 |
| Rebecca L. McPherson | 2.0 | | 193 | **246** | **219** | **658** |
| | | | ========== | | | ==== |
| *Scratch Total* | | | **641** | **664** | **705** | **2010** |
| *Handicap* | | | 154 | 154 | 154 | 462 |
| *Total* | | | 795 | 818 | **859** | 2472 |
| *Team Points Won* | | | 0.0 | 0.0 | 1.0 | 1.0 |
| *Match Points Won* | | | 0.0 | 0.0 | 0.0 | 3.0 |
| *Total Points Won* | | | 0.0 | 0.0 | 1.0 | 4.0 |

**Lane 24** ***3 - Joe's Honky Tonk*** Week 29 4/11/2024

| Name | Last Wk Won | Last Wk Lost | HDCP -1- | HDCP -2- | HDCP -3- | HDCP Total |
|---|---|---|---|---|---|---|
| Brenda J. Sonnenfeld | | 1.0 | 221 | 181 | 188 | 590 |
| Sheri J. Londer | 1.0 | | **203** | **201** | **228** | **632** |
| Dani Krotz | 1.0 | | **225** | **250** | 220 | **695** |
| David D. Hibberd | | 1.0 | **194** | 200 | 196 | 590 |
| | | | ========== | | | ==== |
| *Scratch Total* | | | 580 | 569 | 569 | 1718 |
| *Handicap* | | | 263 | 263 | 263 | 789 |
| *Total* | | | **843** | **832** | 832 | **2507** |
| *Team Points Won* | | | 1.0 | 1.0 | 0.0 | 3.0 |
| *Match Points Won* | | | 0.0 | 0.0 | 0.0 | 2.0 |
| *Total Points Won* | | | 1.0 | 1.0 | 0.0 | 5.0 |

# Applette 2023-24

## *Big Apple Fun Center*

### *Match Points Won (Total for Year)*

| Name | Points Won | Points Lost | %Won | Avg | Gms |
|---|---|---|---|---|---|
| Rebecca L. McPherson | 33.5 | 9.5 | 77.91% | 186 | 87 |
| Michelle L. Limbach | 28.5 | 8.0 | 78.08% | 176 | 75 |
| Arlen L. Jorgensen | 23.0 | 9.5 | 70.77% | 183 | 57 |
| Deb L. Hatcher | 20.0 | 17.0 | 54.05% | 153 | 87 |
| Kira L. Hancock | 19.5 | 9.5 | 67.24% | 135 | 87 |
| Olivia R. Burival | 19.0 | 8.0 | 70.37% | 96 | 80 |
| Ann M. Graham | 17.0 | 16.5 | 50.75% | 170 | 81 |
| Dani Krotz | 16.5 | 5.0 | 76.74% | 164 | 51 |
| Krista K. Wiester | 16.5 | 15.5 | 51.56% | 173 | 78 |
| Lindsay L. McLaughlin | 15.5 | 14.0 | 52.54% | 132 | 84 |
| Sheri L. Jorgensen | 15.0 | 9.0 | 62.50% | 140 | 66 |
| Angie C. Hauserman | 15.0 | 16.0 | 48.39% | 125 | 87 |
| Trish R. Hancock | 14.5 | 10.5 | 58.00% | 129 | 78 |
| Beckie S. King | 14.5 | 11.5 | 55.77% | 140 | 71 |
| Sheri J. Londer | 14.0 | 12.0 | 53.85% | 128 | 78 |
| Brooke L. Thiessen | 13.0 | 13.0 | 50.00% | 107 | 69 |
| Kathy Maxson | 13.0 | 10.0 | 56.52% | 136 | 63 |
| Cindy Stones | 12.5 | 17.5 | 41.67% | 156 | 84 |
| Macy C. Nickel | 12.5 | 14.5 | 46.30% | 91 | 74 |
| Peg Hickman | 11.5 | 16.5 | 41.07% | 128 | 54 |

| Name | Points Won | Points Lost | %Won | Avg | Gms |
|---|---|---|---|---|---|
| Jacqui Moore | 10.0 | 18.0 | 35.71% | 129 | 79 |
| Colleen R. Jorgensen | 9.5 | 7.5 | 55.88% | 98 | 51 |
| Shelli Krotz | 9.0 | 5.0 | 64.29% | 144 | 33 |
| Jenna N. Banzhaf | 9.0 | 4.0 | 69.23% | 116 | 33 |
| Brenda J. Sonnenfeld | 8.0 | 7.0 | 53.33% | 102 | 45 |
| Wendy L. Pohl | 7.5 | 5.0 | 60.00% | 136 | 36 |
| Dawn M. Chadrick | 6.0 | 9.0 | 40.00% | 97 | 36 |
| Erika A. Carrillo | 5.5 | 6.5 | 45.83% | 52 | 32 |
| David D. Hibberd | 5.0 | 10.0 | 33.33% | 183 | 36 |
| Ashley K. Hancock | 4.5 | 4.5 | 50.00% | 151 | 24 |
| Amanda B. Smallcomb | 3.5 | 6.5 | 35.00% | 131 | 27 |
| Misty M. Hasselquist | 3.0 | 5.0 | 37.50% | 121 | 24 |
| Dustin W. Graham | 2.0 | | 100.00% | 241 | 3 |
| Ashley K. Schroeder | 1.0 | 2.0 | 33.33% | 122 | 7 |
| Allen S. Noltersmeier | 1.0 | | 100.00% | 125 | 3 |
| Jackie Clapp | 1.0 | 1.0 | 50.00% | 131 | 6 |
| Lisa S. Poff | | 1.0 | 0.00% | 166 | 3 |
| Monica R. Eder | | 1.0 | 0.00% | 93 | 3 |
| Sam B. Foster | | 1.0 | 0.00% | 81 | 3 |

# Applette 2023-24

## *Big Apple Fun Center*

** Bowlers listed must have a minimum of 1 games.*

### *Change in Average*

| Name | -----Old----- Pins | Games | Old Avg | -1- | -2- | -3- | Total | ---Average Change--- New | - Old | ---> +/- | Weekly Over Avg Series Avg +/- |
|---|---|---|---|---|---|---|---|---|---|---|---|
| Jenna N. Banzhaf | 3837 | 33 | 116 | | | | 0 | 116.27 | - 116.27 | = 0.00 | |
| Olivia R. Burival | 7684 | 80 | 96 | | | | 0 | 96.05 | - 96.05 | = 0.00 | |
| Erika A. Carrillo | 1673 | 32 | 52 | | | | 0 | 52.28 | - 52.28 | = 0.00 | |
| Dawn M. Chadrick | 3218 | 33 | 97 | 86 | 88 | 119 | 293 | 97.53 | - 97.52 | = 0.01 | 293 - 291=2 |
| Jackie Clapp | 788 | 6 | 131 | | | | 0 | 131.33 | - 131.33 | = 0.00 | |
| Monica R. Eder | 279 | 3 | 93 | | | | 0 | 93.00 | - 93.00 | = 0.00 | |
| Sam B. Foster | 244 | 3 | 81 | | | | 0 | 81.33 | - 81.33 | = 0.00 | |
| Ann M. Graham | 13358 | 78 | 171 | 146 | 141 | 166 | 453 | 170.51 | - 171.26 | = -0.75 | 453 - 513=-60 |
| Dustin W. Graham | 724 | 3 | 241 | | | | 0 | 241.33 | - 241.33 | = 0.00 | |
| Ashley K. Hancock | 3625 | 24 | 151 | | | | 0 | 151.04 | - 151.04 | = 0.00 | |
| Kira L. Hancock | 11367 | 84 | 135 | **177** | ~~124~~ | **161** | 462 | 135.97 | - 135.32 | = 0.64 | 462 - 405=57 |
| Trish R. Hancock | 9719 | 75 | 129 | **139** | ~~115~~ | ~~116~~ | 370 | 129.35 | - 129.59 | = -0.24 | 370 - 387=-17 |
| Misty M. Hasselquist | 2520 | 21 | 120 | **128** | **113** | **156** | 397 | 121.54 | - 120.00 | = 1.54 | 397 - 360=37 |
| Deb L. Hatcher | 12920 | 84 | 153 | **170** | 138 | 139 | 447 | 153.64 | - 153.81 | = -0.17 | 447 - 459=-12 |
| Angie C. Hauserman | 10527 | 84 | 125 | **131** | **133** | **155** | 419 | 125.82 | - 125.32 | = 0.49 | 419 - 375=44 |
| David D. Hibberd | 6091 | 33 | 184 | **168** | 174 | 170 | 512 | 183.42 | - 184.58 | = -1.16 | 512 - 552=-40 |
| Peg Hickman | 6502 | 51 | 127 | **180** | **149** | **128** | 457 | 128.87 | - 127.49 | = 1.38 | 457 - 381=76 |
| Arlen L. Jorgensen | 10446 | 57 | 183 | | | | 0 | 183.26 | - 183.26 | = 0.00 | |
| Colleen R. Jorgensen | 4731 | 48 | 98 | 125 | 111 | 80 | 316 | 98.96 | - 98.56 | = 0.40 | 316 - 294=22 |
| Sheri L. Jorgensen | 9257 | 66 | 140 | | | | 0 | 140.26 | - 140.26 | = 0.00 | |
| Beckie S. King | 9545 | 68 | 140 | ~~110~~ | **166** | **138** | 414 | 140.27 | - 140.37 | = -0.10 | 414 - 420=-6 |
| Dani Krotz | 7817 | 48 | 162 | **177** | **202** | 172 | 551 | 164.08 | - 162.85 | = 1.22 | 551 - 486=65 |
| Shelli Krotz | 4760 | 33 | 144 | | | | 0 | 144.24 | - 144.24 | = 0.00 | |
| Michelle L. Limbach | 13200 | 75 | 176 | | | | 0 | 176.00 | - 176.00 | = 0.00 | |
| Sheri J. Londer | 9603 | 75 | 128 | **121** | **119** | **146** | 386 | 128.06 | - 128.04 | = 0.02 | 386 - 384=2 |
| Kathy Maxson | 8585 | 63 | 136 | | | | 0 | 136.27 | - 136.27 | = 0.00 | |
| Lindsay L. McLaughlin | 10698 | 81 | 132 | **162** | **125** | **140** | 427 | 132.44 | - 132.07 | = 0.37 | 427 - 396=31 |
| Rebecca L. McPherson | 15666 | 84 | 186 | 169 | **222** | **195** | 586 | 186.80 | - 186.50 | = 0.30 | 586 - 558=28 |
| Jacqui Moore | 9862 | 76 | 129 | 128 | 97 | 126 | 351 | 129.28 | - 129.76 | = -0.48 | 351 - 387=-36 |
| Macy C. Nickel | 6797 | 74 | 91 | | | | 0 | 91.85 | - 91.85 | = 0.00 | |
| Allen S. Noltersmeier | 376 | 3 | 125 | | | | 0 | 125.33 | - 125.33 | = 0.00 | |
| Lisa S. Poff | 500 | 3 | 166 | | | | 0 | 166.67 | - 166.67 | = 0.00 | |
| Wendy L. Pohl | 4493 | 33 | 136 | 106 | **177** | **135** | 418 | 136.42 | - 136.15 | = 0.27 | 418 - 408=10 |
| Ashley K. Schroeder | 856 | 7 | 122 | | | | 0 | 122.29 | - 122.29 | = 0.00 | |
| Amanda B. Smallcomb | 3557 | 27 | 131 | | | | 0 | 131.74 | - 131.74 | = 0.00 | |
| Brenda J. Sonnenfeld | 4329 | 42 | 103 | 114 | 74 | 81 | 269 | 102.18 | - 103.07 | = -0.89 | 269 - 309=-40 |
| Cindy Stones | 12651 | 81 | 156 | **170** | **146** | **150** | 466 | 156.15 | - 156.19 | = -0.03 | 466 - 468=-2 |

| Name | -----Old----- Pins | Games | Old Avg | -1- | -2- | -3- | Total | ---Average Change--- New - Old ---> +/- | | | | | Weekly Over Avg Series Avg +/- |
|---|---|---|---|---|---|---|---|---|---|---|---|---|---|
| Brooke L. Thiessen | 7396 | 69 | 107 | | | | 0 | 107.19 | - | 107.19 | = | 0.00 | |
| Krista K. Wiester | 12994 | 75 | 173 | 156 | 155 | **194** | 505 | 173.06 | - | 173.25 | = | -0.19 | 505 - 519=-14 |

# Applette 2023-24

## *Big Apple Fun Center*

** Bowlers listed must have a minimum of 1 games.*

### *High Average Listing*

| | Name | True Average | Pins | Gms | To Raise Avg +1 | To Drop Avg -1 |
|---|---|---|---|---|---|---|
| 1 | Dustin W. Graham | 241.33 | 724 | 3 | 728 | 721 |
| 2 | Rebecca L. McPherson | 186.80 | 16252 | 87 | 578 | 487 |
| 3 | David D. Hibberd | 183.42 | 6603 | 36 | 573 | 533 |
| 4 | Arlen L. Jorgensen | 183.26 | 10446 | 57 | 594 | 533 |
| 5 | Michelle L. Limbach | 176.00 | 13200 | 75 | 606 | 527 |
| 6 | Krista K. Wiester | 173.06 | 13499 | 78 | 595 | 513 |
| 7 | Ann M. Graham | 170.51 | 13811 | 81 | 553 | 468 |
| 8 | Lisa S. Poff | 166.67 | 500 | 3 | 502 | 495 |
| 9 | Dani Krotz | 164.08 | 8368 | 51 | 542 | 487 |
| 10 | Cindy Stones | 156.15 | 13117 | 84 | 542 | 454 |
| 11 | Deb L. Hatcher | 153.64 | 13367 | 87 | 493 | 402 |
| 12 | Ashley K. Hancock | 151.04 | 3625 | 24 | 479 | 451 |
| 13 | Shelli Krotz | 144.24 | 4760 | 33 | 460 | 423 |
| 14 | Beckie S. King | 140.27 | 9959 | 71 | 475 | 400 |
| 15 | Sheri L. Jorgensen | 140.26 | 9257 | 66 | 472 | 402 |
| 16 | Wendy L. Pohl | 136.42 | 4911 | 36 | 432 | 392 |
| 17 | Kathy Maxson | 136.27 | 8585 | 63 | 457 | 390 |
| 18 | Kira L. Hancock | 135.97 | 11829 | 87 | 411 | 320 |
| 19 | Lindsay L. McLaughlin | 132.44 | 11125 | 84 | 446 | 358 |
| 20 | Amanda B. Smallcomb | 131.74 | 3557 | 27 | 403 | 372 |
| 21 | Jackie Clapp | 131.33 | 788 | 6 | 400 | 390 |
| 22 | Trish R. Hancock | 129.35 | 10089 | 78 | 441 | 359 |
| 23 | Jacqui Moore | 129.28 | 10213 | 79 | 447 | 364 |
| 24 | Peg Hickman | 128.87 | 6959 | 54 | 394 | 336 |
| 25 | Sheri J. Londer | 128.06 | 9989 | 78 | 460 | 378 |
| 26 | Angie C. Hauserman | 125.82 | 10946 | 87 | 394 | 303 |
| 27 | Allen S. Noltersmeier | 125.33 | 376 | 3 | 380 | 373 |
| 28 | Ashley K. Schroeder | 122.29 | 856 | 7 | 374 | 363 |
| 29 | Misty M. Hasselquist | 121.54 | 2917 | 24 | 377 | 349 |
| 30 | Jenna N. Banzhaf | 116.27 | 3837 | 33 | 375 | 338 |
| 31 | Brooke L. Thiessen | 107.19 | 7396 | 69 | 380 | 307 |
| 32 | Brenda J. Sonnenfeld | 102.18 | 4598 | 45 | 346 | 297 |
| 33 | Colleen R. Jorgensen | 98.96 | 5047 | 51 | 299 | 244 |
| 34 | Dawn M. Chadrick | 97.53 | 3511 | 36 | 311 | 271 |
| 35 | Olivia R. Burival | 96.05 | 7684 | 80 | 367 | 283 |
| 36 | Monica R. Eder | 93.00 | 279 | 3 | 285 | 278 |
| 37 | Macy C. Nickel | 91.85 | 6797 | 74 | 287 | 209 |
| 38 | Sam B. Foster | 81.33 | 244 | 3 | 248 | 241 |
| 39 | Erika A. Carrillo | 52.28 | 1673 | 32 | 182 | 146 |

# Applette 2023-24

## *Big Apple Fun Center*

** Bowlers listed must have a minimum of 22 games.*

*Note: This report includes information through April 11 which is Week 29 of 31*

## *Most Improved Averages*

| Name | True Average | Most Improved Avg | Most Improved +/- |
|---|---|---|---|
| Rebecca L. McPherson | 186.80 | 175 | +11.80 |
| Michelle L. Limbach | 176.00 | 165 | +11.00 |
| Kathy Maxson | 136.27 | 128 | +8.27 |
| Olivia R. Burival | 96.05 | 88 | +8.05 |
| Kira L. Hancock | 135.97 | 128 | +7.97 |
| Krista K. Wiester | 173.06 | 166 | +7.06 |
| Macy C. Nickel | 91.85 | 85 | +6.85 |
| Arlen L. Jorgensen | 183.26 | 177 | +6.26 |
| Wendy L. Pohl | 136.42 | 131 | +5.42 |
| Dani Krotz | 164.08 | 159 | +5.08 |
| Trish R. Hancock | 129.35 | 125 | +4.35 |
| Erika A. Carrillo | 52.28 | 48 | +4.28 |
| Jacqui Moore | 129.28 | 125 | +4.28 |
| Brooke L. Thiessen | 107.19 | 103 | +4.19 |
| Brenda J. Sonnenfeld | 102.18 | 98 | +4.18 |
| Ann M. Graham | 170.51 | 167 | +3.51 |
| Colleen R. Jorgensen | 98.96 | 96 | +2.96 |
| Deb L. Hatcher | 153.64 | 151 | +2.64 |
| Misty M. Hasselquist | 121.54 | 120 | +1.54 |
| Sheri L. Jorgensen | 140.26 | 139 | +1.26 |
| Dawn M. Chadrick | 97.53 | 97 | +0.53 |
| Peg Hickman | 128.87 | 129 | -0.13 |
| David D. Hibberd | 183.42 | 184 | -0.58 |
| Jenna N. Banzhaf | 116.27 | 117 | -0.73 |
| Cindy Stones | 156.15 | 157 | -0.85 |
| Ashley K. Hancock | 151.04 | 152 | -0.96 |
| Beckie S. King | 140.27 | 142 | -1.73 |
| Shelli Krotz | 144.24 | 146 | -1.76 |
| Lindsay L. McLaughlin | 132.44 | 135 | -2.56 |
| Amanda B. Smallcomb | 131.74 | 135 | -3.26 |
| Sheri J. Londer | 128.06 | 132 | -3.94 |
| Angie C. Hauserman | 125.82 | 130 | -4.18 |

# Applette 2023-24

## *Big Apple Fun Center*

** Bowlers listed must have a minimum of 1 games.*

### *Most Pins Over Average*

| Name | -----Old----- Pins | Games | Old Avg | -1- | -2- | -3- | Total | ---Average Change--- New | - Old | ---> +/- | Weekly Over Avg Series Avg +/- |
|---|---|---|---|---|---|---|---|---|---|---|---|
| Peg Hickman | 6502 | 51 | 127 | **180** | **149** | **128** | 457 | 128.87 | - 127.49 | = 1.38 | 457 - 381=76 |
| Dani Krotz | 7817 | 48 | 162 | **177** | **202** | 172 | 551 | 164.08 | - 162.85 | = 1.22 | 551 - 486=65 |
| Kira L. Hancock | 11367 | 84 | 135 | **177** | ~~124~~ | **161** | 462 | 135.97 | - 135.32 | = 0.64 | 462 - 405=57 |
| Angie C. Hauserman | 10527 | 84 | 125 | **131** | **133** | **155** | 419 | 125.82 | - 125.32 | = 0.49 | 419 - 375=44 |
| Misty M. Hasselquist | 2520 | 21 | 120 | **128** | **113** | **156** | 397 | 121.54 | - 120.00 | = 1.54 | 397 - 360=37 |
| Lindsay L. McLaughlin | 10698 | 81 | 132 | **162** | **125** | **140** | 427 | 132.44 | - 132.07 | = 0.37 | 427 - 396=31 |
| Rebecca L. McPherson | 15666 | 84 | 186 | 169 | **222** | **195** | 586 | 186.80 | - 186.50 | = 0.30 | 586 - 558=28 |
| Colleen R. Jorgensen | 4731 | 48 | 98 | 125 | 111 | 80 | 316 | 98.96 | - 98.56 | = 0.40 | 316 - 294=22 |
| Wendy L. Pohl | 4493 | 33 | 136 | 106 | **177** | **135** | 418 | 136.42 | - 136.15 | = 0.27 | 418 - 408=10 |
| Dawn M. Chadrick | 3218 | 33 | 97 | 86 | 88 | 119 | 293 | 97.53 | - 97.52 | = 0.01 | 293 - 291=2 |
| Sheri J. Londer | 9603 | 75 | 128 | **121** | **119** | **146** | 386 | 128.06 | - 128.04 | = 0.02 | 386 - 384=2 |
| Cindy Stones | 12651 | 81 | 156 | **170** | **146** | **150** | 466 | 156.15 | - 156.19 | = -0.03 | 466 - 468=-2 |
| Beckie S. King | 9545 | 68 | 140 | ~~110~~ | **166** | **138** | 414 | 140.27 | - 140.37 | = -0.10 | 414 - 420=-6 |
| Deb L. Hatcher | 12920 | 84 | 153 | **170** | 138 | 139 | 447 | 153.64 | - 153.81 | = -0.17 | 447 - 459=-12 |
| Krista K. Wiester | 12994 | 75 | 173 | 156 | 155 | **194** | 505 | 173.06 | - 173.25 | = -0.19 | 505 - 519=-14 |
| Trish R. Hancock | 9719 | 75 | 129 | **139** | ~~115~~ | ~~116~~ | 370 | 129.35 | - 129.59 | = -0.24 | 370 - 387=-17 |
| Jacqui Moore | 9862 | 76 | 129 | 128 | 97 | 126 | 351 | 129.28 | - 129.76 | = -0.48 | 351 - 387=-36 |
| Brenda J. Sonnenfeld | 4329 | 42 | 103 | 114 | 74 | 81 | 269 | 102.18 | - 103.07 | = -0.89 | 269 - 309=-40 |
| David D. Hibberd | 6091 | 33 | 184 | **168** | 174 | 170 | 512 | 183.42 | - 184.58 | = -1.16 | 512 - 552=-40 |
| Ann M. Graham | 13358 | 78 | 171 | 146 | 141 | 166 | 453 | 170.51 | - 171.26 | = -0.75 | 453 - 513=-60 |

# Applette 2023-24

## Big Apple Fun Center

*This report is for scores bowled April 11 which is Week 29 of 31*

### This Week's Statistics: Lefties vs Righties

**Unless designated left handed, bowlers are considered right handed.**

| | Over All | Right | Left |
|---|---|---|---|
| How many people bowled | 20 | 20 | 0 |
| Number of games bowled | 60 | 60 | 0 |
| Actual average of week's scores | 141.65 | 141.65 | 0.00 |
| How many games above average | 28 | 28 | 0 |
| How many games below average | 32 | 32 | 0 |
| Pins above/below average per game | 2.45 | 2.45 | 0.00 |
| How many people raised average | 11 | 11 | -- |
| by this amount | 0.61 | 0.61 | 0.00 |
| How many people went down | 9 | 9 | -- |
| by this amount | -0.45 | -0.45 | 0.00 |
| | | | |
| League average before bowling | 139.58 | 139.58 | 0.00 |
| League average after bowling | 139.72 | 139.72 | 0.00 |
| Change in league average | 0.13 | 0.13 | 0.00 |
| | | | |
| 800s | -- | -- | -- |
| 775s | -- | -- | -- |
| 750s | -- | -- | -- |
| 725s | -- | -- | -- |
| 700s | -- | -- | -- |
| 675s | -- | -- | -- |
| 650s | -- | -- | -- |
| 625s | -- | -- | -- |
| 600s | -- | -- | -- |
| 575s | 1 | 1 | -- |
| 550s | 1 | 1 | -- |
| 525s | -- | -- | -- |
| 500s | 2 | 2 | -- |
| 475s | -- | -- | -- |
| 450s | 4 | 4 | -- |
| 425s | 2 | 2 | -- |
| 400s | 3 | 3 | -- |
| below 400 | 7 | 7 | -- |
| | | | |
| 300s | -- | -- | -- |
| 275s | -- | -- | -- |
| 250s | -- | -- | -- |
| 225s | -- | -- | -- |
| 200s | 2 | 2 | -- |
| 175s | 6 | 6 | -- |
| 150s | 16 | 16 | -- |
| 125s | 19 | 19 | -- |
| 100s | 11 | 11 | -- |
| below 100 | 6 | 6 | -- |

*This report is for scores bowled April 11 which is Week 29 of 31*

### *Team Average vs Avg of Scores*

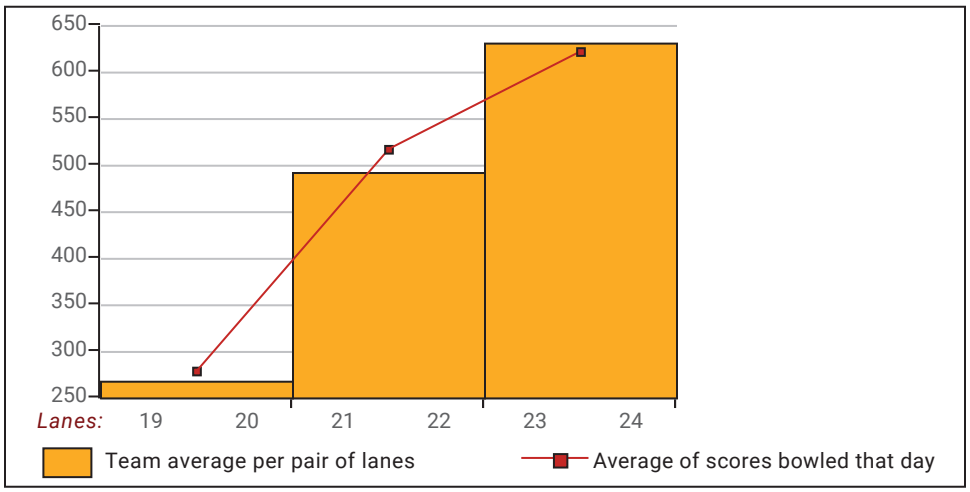


### *Average of Scores for Each Game*

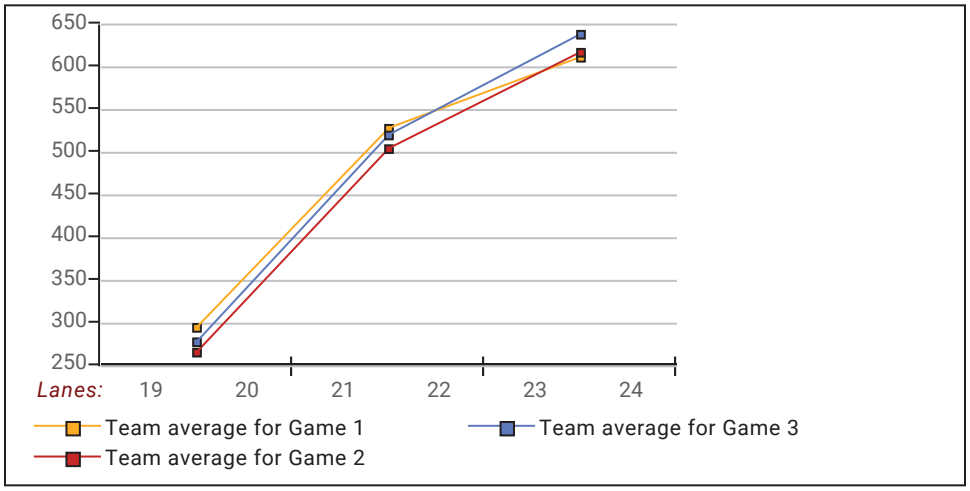


### *Amount Over/Under Team Average*

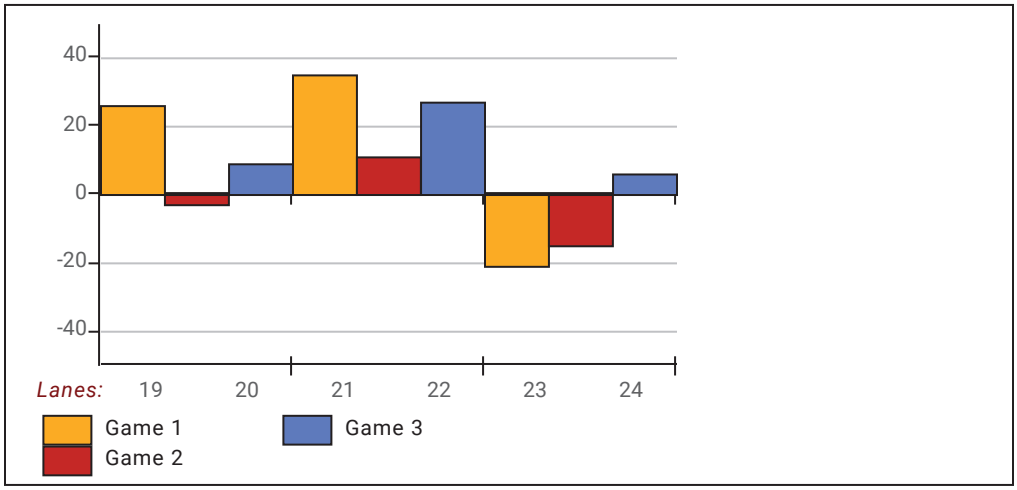

*This report is for scores bowled April 11 which is Week 29 of 31*

***League Average Week-by-Week***

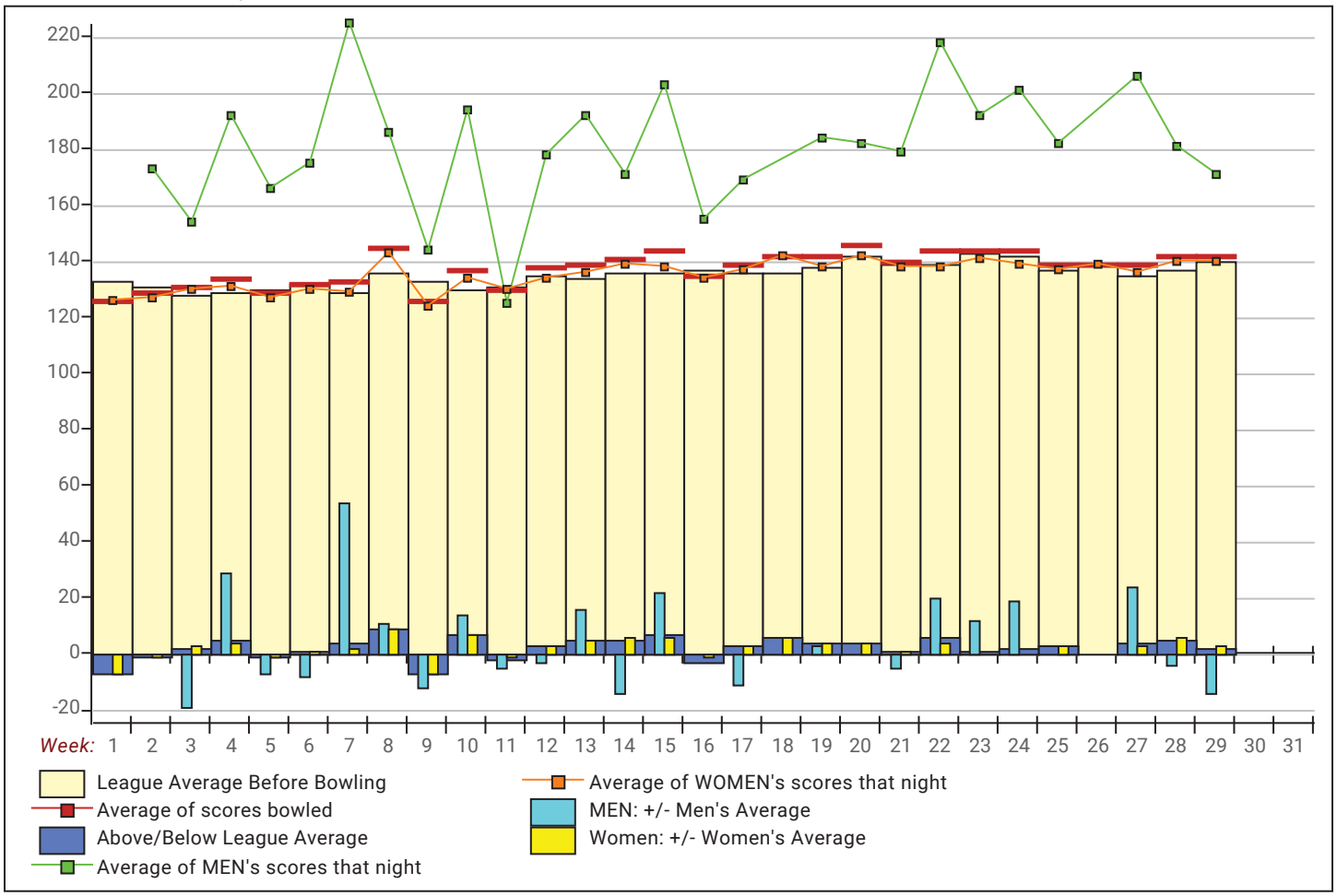


## *League Average Statistics for Last Week*

| | League | Right Hand | Left Hand | Men (Lft+Rt) | Women (Lft+Rt) |
|---|---|---|---|---|---|
| League Average Before Bowling | 139.58 | 139.58 | | 184.58 | 137.22 |
| Average of scores bowled that night | 141.65 | 141.65 | | 170.67 | 140.12 |
| New League Average After Bowling | 139.72 | 139.72 | | 183.42 | 137.42 |
| Change in League Average | .13 | .13 | | -1.16 | .20 |
| People Who Bowled Over Average | 11 | 11 | | | 11 |
| People Who Bowled Under Average | 9 | 9 | | 1 | 8 |
| Average Amount of Series Over Avg | 34.00 | 34.00 | | | 34.00 |
| Average Amount of Series Under Avg | -25.22 | -25.22 | | -40.00 | -23.38 |
| Difference Avg, NiteAvg | 2.45 | 2.45 | | -13.33 | 3.28 |
| Number of Bowlers | 20 | 20 | | 1 | 19 |
| Number of Games Bowled | 60 | 60 | | 3 | 57 |
| People Who Raised Their Average | 11 | 11 | | | 11 |
| Raised By an Average of This Amount | .61 | .61 | | | .61 |
| People Who Lowered Their Average | 9 | 9 | | 1 | 8 |
| Lowered By an Average of This Amou | -.45 | -.45 | | -1.16 | -.36 |
| Number of Games Bowled Over Avera | 28 | 28 | | | 28 |
| Number of Games Bowled Under Avera | 32 | 32 | | 3 | 29 |

***Note: Averages are based only on people who bowled.***

# Press Release -- 4/12/2024

4/11/2024 Week 29 of 31

# Applette 2023-24

Thursday 6:30 pm

## Big Apple Fun Center

Lanes 19 - 24

## Team Standings

| Place | Team Name | Avg p/gm | Points Won | Points Lost | Year-To-Date WON | Y-T-D LOST |
|---|---|---|---|---|---|---|
| 1 | Joe's Honky Tonk | 588 | 71½ | 54½ | 141½ | 119½ |
| 2 | Living on a Spare | 689 | 67½ | 58½ | 151 | 110 |
| 3 | Streamline Painting | 530 | 67 | 59 | 142 | 119 |
| 4 | Cost Gutterz | 378 | 60 | 57 | 114 | 138 |
| 5 | Sequel Bowling Bookworms | 535 | 54½ | 71½ | 96½ | 164½ |
| 6 | Riches Rollin Smoke BBQ | 541 | 48½ | 68½ | 129 | 123 |

*** Although not shown, standings are determined by points only for the current split

## Last Week's Top Scores

| | Scratch Game | | Scratch Series | | Handicap Game | | Handicap Series | |
|---|---|---|---|---|---|---|---|---|
| **Men** | 174 | David Hibberd | 512 | David Hibberd | 200 | David Hibberd | 590 | David Hibberd |
| **Women** | 222 | Rebecca McPherson | 586 | Rebecca McPherson | 263 | Peg Hickman | 706 | Peg Hickman |
| | 202 | Dani Krotz | 551 | Dani Krotz | 252 | Kira Hancock | 695 | Dani Krotz |
| | 194 | Krista Wiester | 505 | Krista Wiester | 251 | Wendy Pohl | 687 | Kira Hancock |
| | 180 | Peg Hickman | 466 | Cindy Stones | 250 | Dani Krotz | 674 | Angie Hauserman |
| | 177 | Wendy Pohl | 462 | Kira Hancock | 246 | Rebecca McPherson | 667 | Misty Hasselquist |
| | 177 | Kira Hancock | 457 | Peg Hickman | 246 | Misty Hasselquist | 661 | Lindsay McLaughlin |
| | 170 | Cindy Stones | 453 | Ann Graham | 240 | Lindsay McLaughlin | 658 | Rebecca McPherson |
| | 170 | Deb Hatcher | 447 | Deb Hatcher | 240 | Angie Hauserman | 652 | Colleen Jorgensen |
| | 166 | Ann Graham | 427 | Lindsay McLaughlin | 237 | Colleen Jorgensen | 640 | Wendy Pohl |
| | 166 | Beckie King | 419 | Angie Hauserman | 236 | Beckie King | 632 | Dawn Chadrick |
| | | | | | | | 632 | Sheri Londer |

## Local and Bowling Center Awards

| Name | USBC ID Number | Award Average | Award Games | G1 | G2 | G3 | Series | Award Score | Award Received |
|---|---|---|---|---|---|---|---|---|---|
| Kira L. Hancock | 4132-797 USBC | 135 | 84 | **177** | 124 | 161 | 462 | 177 | 175 Game (Local Assoc. Awards) |
| Misty M. Hasselquist | 4132-1526 USBC | 120 | 21 | 128 | 113 | **156** | 397 | 156 | 150 Game (Local Assoc. Awards) |
| Peg Hickman | 4132-357 USBC | 127 | 51 | **180** | 149 | 128 | 457 | 180 | 175 Game (Local Assoc. Awards) |
| Colleen R. Jorgensen | 9726-4319 USBC | 98 | 48 | **125** | 111 | 80 | 316 | 125 | 125 Game (Local Assoc. Awards) |
| Dani Krotz | 4132-1351 USBC | 162 | 48 | 177 | **202** | 172 | 551 | 202 | 200 Game (Local Assoc. Awards) |
| Wendy L. Pohl | 4132-1416 USBC | 136 | 33 | 106 | **177** | 135 | 418 | 177 | 175 Game (Local Assoc. Awards) |