

Applette 2023-24

Thursday 6:30 pm

Big Apple Fun Center

Lanes 19 - 24

President: Michelle Limbach (308)627-5811

Vice President: Krista Wiester (402)677-7680

Secretary/Treasurer: Rebecca McPherson (402)984-0342

Team Standings

Place	Lane	#	Team Name	Points Won	Points Lost	%Won	Pins + HDCP	Scratch Pins	Avg p/gm	High Game	High Sers	HDCP Game	HDCP Sers
1	24	5	Living on a Spare	46½	25½	64.6	59021	47729	691	875	2448	981	2766
2	23	2	Cost Gutterz	37	26	58.7	56335	24544	371	492	1357	947	2701
3	21	3	Joe's Honky Tonk	35½	27½	56.3	58362	40356	584	702	2012	952	2613
4	22	1	Streamline Painting	32	40	44.4	59004	36324	526	668	1857	955	2710
5	19	6	Riches Rollin Smoke BBQ	30½	41½	42.4	58898	37415	542	632	1807	947	2759
6	20	4	Sequel Bowling Bookworms	25½	46½	35.4	57640	36832	533	651	1809	956	2697

Review of Last Week's Bowling....

Lanes	Team Name	HDCP -1-	HDCP -2-	HDCP -3-	HDCP Total	Last Wk WON	Team Name	HDCP -1-	HDCP -2-	HDCP -3-	HDCP Total	Last Wk WON
19-20	Cost Gutterz	0	0	0	0	0	<---> Joe's Honky Tonk	798	847	823	2468	0
21-22	Living on a Spare	828	885	880	2593	8	<---> Sequel Bowling Book	773	868	821	2462	1
23-24	Streamline Painting	816	837	894	2547	2	<---> Riches Rollin Smoke	905	803	904	2612	7

Lane Assignments

	19-20	21-22	23-24
Wk24 03/07	6- 4	3- 1	2- 5
Wk25 03/14	3- 5	2- 6	4- 1
Wk26 03/21	4- 2	1- 5	6- 3

Last Week's Top Scores

	Team Scratch Game	Team Scratch Series	Team Handicap Game	Team Handicap Series
	730 Living on a Spare	2128 Living on a Spare	905 Riches Rollin Smoke BBQ	2612 Riches Rollin Smok
	599 Riches Rollin Smoke BBQ	1694 Riches Rollin Smoke BBQ	894 Streamline Painting	2593 Living on a Spare
	588 Streamline Painting	1640 Joe's Honky Tonk	885 Living on a Spare	2547 Streamline Paintin
	571 Joe's Honky Tonk	1629 Streamline Painting	868 Sequel Bowling Bookworm	2468 Joe's Honky Tonk
	563 Sequel Bowling Bookworm	1547 Sequel Bowling Bookworm	847 Joe's Honky Tonk	2462 Sequel Bowling Bo
	Scratch Game	Scratch Series	Handicap Game	Handicap Series
Men	215 Arlen Jorgensen	576 Arlen Jorgensen	246 Arlen Jorgensen	669 Arlen Jorgensen
Women	204 Ann Graham	590 Ann Graham	258 Beckie King	707 Ann Graham
	192 Rebecca McPherson	569 Rebecca McPherson	243 Ann Graham	688 Beckie King
	188 Beckie King	527 Krista Wiester	239 Brenda Sonnenfeld	675 Trish Hancock
	185 Krista Wiester	504 Michelle Limbach	237 Dawn Chadrick	669 Dawn Chadrick
	174 Cindy Stones	479 Dani Krotz	235 Trish Hancock	657 Angie Hauserman
	174 Deb Hatcher	478 Beckie King	234 Kira Hancock	644 Rebecca McPherson
	171 Dani Krotz	442 Cindy Stones	231 Deb Hatcher	644 Krista Wiester
	170 Michelle Limbach	442 Deb Hatcher	227 Misty Hasselquist	642 Brenda Sonnenfeld
	157 Kira Hancock	429 Trish Hancock	226 Cindy Stones	633 Kira Hancock
	153 Trish Hancock	405 Angie Hauserman	225 Peg Hickman	629 Dani Krotz

Season High Scores

	Team Scratch Game	Team Scratch Series	Team Handicap Game	Team Handicap Series
	875 Living on a Spare	2448 Living on a Spare	981 Living on a Spare	2766 Living on a Spare
	702 Joe's Honky Tonk	2012 Joe's Honky Tonk	956 Sequel Bowling Bookworm	2759 Riches Rollin Smok
	668 Streamline Painting	1857 Streamline Painting	955 Streamline Painting	2710 Streamline Paintin
	651 Sequel Bowling Bookworm	1809 Sequel Bowling Bookworm	952 Joe's Honky Tonk	2701 Cost Gutterz
	632 Riches Rollin Smoke BBQ	1807 Riches Rollin Smoke BBQ	947 Cost Gutterz	2697 Sequel Bowling Bo
	492 Cost Gutterz	1357 Cost Gutterz	947 Riches Rollin Smoke BBQ	2613 Joe's Honky Tonk
	Scratch Game	Scratch Series	Handicap Game	Handicap Series
Men	268 Dustin Graham	724 Dustin Graham	296 Arlen Jorgensen	792 Arlen Jorgensen
	257 Arlen Jorgensen	675 Arlen Jorgensen	268 Dustin Graham	724 Dustin Graham
	213 David Hibberd	583 David Hibberd	248 David Hibberd	673 David Hibberd
	158 Allen Noltersmeier	376 Allen Noltersmeier	243 Allen Noltersmeier	631 Allen Noltersmeier

Applette 2023-24

	<u>Scratch Game</u>	<u>Scratch Series</u>	<u>Handicap Game</u>	<u>Handicap Series</u>
	103 Sam Foster	244 Sam Foster	232 Sam Foster	631 Sam Foster
Women	256 Rebecca McPherson	657 Rebecca McPherson	307 Kira Hancock	779 Kira Hancock
	228 Ann Graham	638 Ann Graham	295 Ashley Schroeder	761 Ann Graham
	228 Kira Hancock	593 Michelle Limbach	286 Angie Hauserman	751 Deb Hatcher
	225 Krista Wiester	564 Krista Wiester	284 Rebecca McPherson	741 Rebecca McPherson
	220 Michelle Limbach	562 Deb Hatcher	280 Brooke Thiessen	738 Sheri Jorgensen
	211 Cindy Stones	551 Cindy Stones	274 Trish Hancock	734 Lindsay McLaughlin
	211 Dani Krotz	542 Dani Krotz	273 Shelli Krotz	734 Misty Hasselquist
	210 Deb Hatcher	526 Kira Hancock	272 Krista Wiester	714 Jacqui Moore
	208 Lisa Poff	510 Sheri Jorgensen	269 Wendy Pohl	713 Cindy Stones
	206 Shelli Krotz	500 Lisa Poff	269 Ann Graham	713 Trish Hancock
			269 Ashley Hancock	

Team Rosters

1 - Streamline Painting

<u>Name</u>	<u>Avg</u>	<u>HDCP</u>	<u>Pins</u>	<u>Gms</u>	<u>Points Won</u>	<u>High Game</u>	<u>High Sers</u>	<u>HDCP Game</u>	<u>HDCP Sers</u>	<u>Most Improved Avg +/-</u>	<u>To Raise Avg +1</u>	<u>To Drop Avg -1</u>	<u>Weekly Over Avg Series Avg +/-</u>
Monica R. Eder	93	117	279	3		107	279	224	630		285	278	
Colleen R. Jorgensen	98	112	4121	42	8.5	144	357	258	711	96 +2.12	334	288	
Dawn M. Chadrick	98	112	2666	27	5.0	134	330	247	669	97 +1.74	304	273	330 - 291=39
Kathy Maxson	133	77	6831	51	9.0	178	454	262	710	128 +5.94	405	350	371 - 402=-31
Wendy L. Pohl	134	76	3641	27	5.5	190	454	269	691	131 +3.85	409	378	
Sheri L. Jorgensen	138	72	7484	54	12.0	188	510	264	738	139 -0.41	439	381	

2 - Cost Gutterz

<u>Name</u>	<u>Avg</u>	<u>HDCP</u>	<u>Pins</u>	<u>Gms</u>	<u>Points Won</u>	<u>High Game</u>	<u>High Sers</u>	<u>HDCP Game</u>	<u>HDCP Sers</u>	<u>Most Improved Avg +/-</u>	<u>To Raise Avg +1</u>	<u>To Drop Avg -1</u>	<u>Weekly Over Avg Series Avg +/-</u>
Erika A. Carrillo	52	158	1673	32	5.5	98	196	263	703	48 +4.28	182	146	
Macy C. Nickel	91	119	5926	65	10.5	125	333	246	696	85 +6.17	330	261	
Olivia R. Burival	93	117	6197	66	15.0	138	325	256	682	88 +5.89	289	219	
Brooke L. Thiessen	107	103	6250	58	12.0	174	366	280	696	103 +4.76	338	276	
Jenna N. Banzhaf	117	93	2471	21	5.0	138	385	244	689	117 +0.67	361	336	
Ashley K. Schroeder	122	88	856	7	1.0	193	327	295	630		374	363	

3 - Joe's Honky Tonk

<u>Name</u>	<u>Avg</u>	<u>HDCP</u>	<u>Pins</u>	<u>Gms</u>	<u>Points Won</u>	<u>High Game</u>	<u>High Sers</u>	<u>HDCP Game</u>	<u>HDCP Sers</u>	<u>Most Improved Avg +/-</u>	<u>To Raise Avg +1</u>	<u>To Drop Avg -1</u>	<u>Weekly Over Avg Series Avg +/-</u>
Brenda J. Sonnenfeld	103	107	3413	33	5.0	145	366	257	696	98 +5.42	331	294	321 - 309=12
Sheri J. Londer	126	84	7976	63	10.0	181	437	255	669	132 -5.40	406	339	336 - 381=-45
Amanda B. Smallcomb	135	75	2850	21	3.5	176	431	257	662	135 +0.71	414	389	
Shelli Krotz	144	66	4760	33	9.0	206	473	273	673	146 -1.76	460	423	
Dani Krotz	160	50	5291	33	9.0	211	542	264	702	159 +1.33	505	468	479 - 480=-1
Michelle L. Limbach	174	36	10990	63	22.0	220	593	259	709	165 +9.44	560	493	504 - 522=-18

4 - Sequel Bowling Bookworms

<u>Name</u>	<u>Avg</u>	<u>HDCP</u>	<u>Pins</u>	<u>Gms</u>	<u>Points Won</u>	<u>High Game</u>	<u>High Sers</u>	<u>HDCP Game</u>	<u>HDCP Sers</u>	<u>Most Improved Avg +/-</u>	<u>To Raise Avg +1</u>	<u>To Drop Avg -1</u>	<u>Weekly Over Avg Series Avg +/-</u>
Angie C. Hauserman	126	84	8736	69	11.0	203	443	286	695	130 -3.39	408	335	405 - 378=27
Peg Hickman	126	84	4563	36	5.5	183	458	252	698	129 -2.25	390	350	343 - 381=-38
Jacqui Moore	128	82	8228	64	8.0	180	459	263	714	125 +3.56	415	347	357 - 387=-30
Deb L. Hatcher	153	57	10586	69	17.0	210	562	268	751	151 +2.42	502	429	442 - 459=-17


5 - Living on a Spare

<u>Name</u>	<u>Avg</u>	<u>HDCP</u>	<u>Pins</u>	<u>Gms</u>	<u>Points Won</u>	<u>High Game</u>	<u>High Sers</u>	<u>HDCP Game</u>	<u>HDCP Sers</u>	<u>Most Improved Avg +/-</u>	<u>To Raise Avg +1</u>	<u>To Drop Avg -1</u>	<u>Weekly Over Avg Series Avg +/-</u>
Cindy Stones	157	53	10402	66	8.5	211	551	264	713	157 +0.61	500	430	442 - 474=-32
Lisa S. Poff	166	44	500	3		208	500	252	632		502	495	
Krista K. Wiester	171	39	10815	63	14.5	225	564	272	696	166 +5.67	537	470	527 - 513=14
Ann M. Graham	172	38	10877	63	16.0	228	638	269	761	167 +5.65	541	474	590 - 513=77
Rebecca L. McPherson	185	25	12789	69	27.5	256	657	284	741	175 +10.35	603	530	569 - 555=14


6 - Riches Rollin Smoke BBQ

Name	Avg	HDCP	Pins	Gms	Points	High	High	HDCP	HDCP	Most Improved		To Raise	To Drop	Weekly Over Avg
					Won	Game	Sers	Game	Sers	Avg	+/-	Avg +1	Avg -1	Series Avg +/-
Allen S. Noltersmeier	125	85	376	3	1.0	158	376	243	631			380	373	
Trish R. Hancock	129	81	7779	60	11.5	187	458	274	713	125	+4.65	411	347	429 - 384=45
Kira L. Hancock	133	77	9185	69	15.0	228	526	307	779	128	+5.12	463	390	402 - 399=3
Lindsay L. McLaughlin	133	77	8825	66	14.0	176	494	256	734	135	-1.29	421	351	385 - 399=-14
Beckie S. King	141	69	7922	56	13.5	193	478	259	688	142	-0.54	456	396	478 - 420=58

Temporary Substitutes

 **Men**

Name	Avg	HDCP	Pins	Gms	Points	High	High	HDCP	HDCP	Most Improved		To Raise	To Drop	Weekly Over Avg
					Won	Game	Sers	Game	Sers	Avg	+/-	Avg +1	Avg -1	Series Avg +/-
Sam B. Foster	81	129	244	3		103	244	232	631			248	241	
Dustin W. Graham	241	0	724	3	2.0	268	724	268	724			728	721	
David D. Hibberd	183	27	4964	27	4.0	213	583	248	673	184	-0.15	556	525	
Arlen L. Jorgensen	180	30	8658	48	17.0	257	675	296	792	177	+3.38	573	521	576 - 537=39

 **Women**

Name	Avg	HDCP	Pins	Gms	Points	High	High	HDCP	HDCP	Most Improved		To Raise	To Drop	Weekly Over Avg
					Won	Game	Sers	Game	Sers	Avg	+/-	Avg +1	Avg -1	Series Avg +/-
Jackie Clapp	131	79	788	6	1.0	153	405	236	654			400	390	
Ashley K. Hancock	152	58	3192	21	4.5	199	499	269	709	152	0.00	480	455	
Misty M. Hasselquist	122	88	1474	12	1.0	164	431	265	734			371	355	352 - 372=-20

High Individual Match Points

27.5 Rebecca McPherson	22 Michelle Limbach	17 Deb Hatcher	17 Arlen Jorgensen
16 Ann Graham	15 Olivia Burival	15 Kira Hancock	14.5 Krista Wiester

Individual High Averages

Men	Women
183.85 David Hibberd	185.35 Rebecca McPherson
180.38 Arlen Jorgensen	174.44 Michelle Limbach
	172.65 Ann Graham
	171.67 Krista Wiester
	160.33 Dani Krotz
	157.61 Cindy Stones
	153.42 Deb Hatcher
	152.00 Ashley Hancock
	144.24 Shelli Krotz
	141.46 Beckie King

Most Improved Average

175 to 185.35 = +10.35 Rebecca McPhers	165 to 174.44 = +9.44 Michelle Limbach	85 to 91.17 = +6.17 Macy Nickel
128 to 133.94 = +5.94 Kathy Maxson	88 to 93.89 = +5.89 Olivia Burival	166 to 171.67 = +5.67 Krista Wiester

Most Un-Improved Averages

132 to 126.60 = -5.40 Sheri Londer	130 to 126.61 = -3.39 Angie Hauserma	129 to 126.75 = -2.25 Peg Hickman
146 to 144.24 = -1.76 Shelli Krotz	135 to 133.71 = -1.29 Lindsay McLaugh	142 to 141.46 = -0.54 Beckie King

Applette 2023-24

Big Apple Fun Center

Reprint of Scores -- Week 23

Lane 19 2 - Cost Gutterz Week 23 2/29/2024

Name	Old Avg	Old HDCP	-1-	-2-	-3-	Total	HDCP Total
Cindy Stones	158	52	108	160	174	442	598
Ann M. Graham	171	39	193	193	204	590	707
Krista K. Wiester	171	39	182	185	160	527	644
Rebecca L. McPherson	185	25	190	192	187	569	644
			====	====	====	====	====
Scratch Total			673	730	725	2128	2128
Handicap			155	155	155		465
Total			828	885	880	2128	2593
Team Points Won			1.0	1.0	1.0	4.0	4.0
Match Points Won			0.0	0.0	0.0	4.0	4.0
Total Points Won			1.0	1.0	1.0	8.0	8.0

Lane 20 3 - Joe's Honky Tonk Week 23 2/29/2024

Name	Old Avg	Old HDCP	-1-	-2-	-3-	Total	HDCP Total
Brenda J. Sonnenfeld	103	107	77	132	112	321	642
Sheri J. Londer	127	83	144	123	99	336	585
Dani Krotz	160	50	162	146	171	479	629
Michelle L. Limbach	174	36	169	170	165	504	612
			====	====	====	====	====
Scratch Total			522	571	547	1640	1640
Handicap			276	276	276		828
Total			798	847	823	1640	2468
Team Points Won			0.0	0.0	0.0	0.0	0.0
Match Points Won			0.0	0.0	0.0	0.0	0.0
Total Points Won			0.0	0.0	0.0	0.0	0.0

Lane 21 5 - Living on a Spare Week 23 2/29/2024

Name	Old Avg	Old HDCP	-1-	-2-	-3-	Total	HDCP Total
Cindy Stones	158	52	108	160	174	442	598
Ann M. Graham	171	39	193	193	204	590	707
Krista K. Wiester	171	39	182	185	160	527	644
Rebecca L. McPherson	185	25	190	192	187	569	644
			====	====	====	====	====
Scratch Total			673	730	725	2128	2128
Handicap			155	155	155		465
Total			828	885	880	2128	2593
Team Points Won			1.0	1.0	1.0	4.0	4.0
Match Points Won			0.0	0.0	0.0	4.0	4.0
Total Points Won			1.0	1.0	1.0	8.0	8.0

Lane 22 4 - Sequel Bowling Bookworms Week 23 2/29/2024

Name	Old Avg	Old HDCP	-1-	-2-	-3-	Total	HDCP Total
Angie C. Hauserman	126	84	138	134	133	405	657
Peg Hickman	127	83	99	142	102	343	592
Jacqui Moore	129	81	109	141	107	357	600
Deb L. Hatcher	153	57	122	146	174	442	613
			====	====	====	====	====
Scratch Total			468	563	516	1547	1547
Handicap			305	305	305		915
Total			773	868	821	1547	2462
Team Points Won			0.0	0.0	0.0	0.0	0.0
Match Points Won			0.0	0.0	0.0	1.0	1.0
Total Points Won			0.0	0.0	0.0	1.0	1.0

Lane 23 1 - Streamline Painting Week 23 2/29/2024

Name	Old Avg	Old HDCP	-1-	-2-	-3-	Total	HDCP Total
Dawn M. Chadrick	97	113	105	101	124	330	669
Misty M. Hasselquist	124	86	83	141	128	352	610
Kathy Maxson	134	76	133	117	121	371	599
Arlen L. Jorgensen	179	31	189	172	215	576	669
			====	====	====	====	====
Scratch Total			510	531	588	1629	1629
Handicap			306	306	306		918
Total			816	837	894	1629	2547
Team Points Won			0.0	1.0	0.0	1.0	1.0
Match Points Won			0.0	0.0	0.0	1.0	1.0
Total Points Won			0.0	1.0	0.0	2.0	2.0

Lane 24 6 - Riches Rollin Smoke BBQ Week 23 2/29/2024

Name	Old Avg	Old HDCP	-1-	-2-	-3-	Total	HDCP Total
Trish R. Hancock	128	82	153	128	148	429	675
Kira L. Hancock	133	77	157	122	123	402	633
Lindsay L. McLaughlin	133	77	143	103	139	385	616
Beckie S. King	140	70	146	144	188	478	688
			====	====	====	====	====
Scratch Total			599	497	598	1694	1694
Handicap			306	306	306		918
Total			905	803	904	1694	2612
Team Points Won			1.0	0.0	1.0	3.0	3.0
Match Points Won			0.0	0.0	0.0	4.0	4.0
Total Points Won			1.0	0.0	1.0	7.0	7.0

Applette 2023-24

Big Apple Fun Center

Match Points Won (This Week) -- Week 23

Lane 19 2 - Cost Gutterz Week 23 2/29/2024

Name	Last Wk Won	Last Wk Lost	HDCP -1-	HDCP -2-	HDCP -3-	HDCP Total
------	-------------	--------------	----------	----------	----------	------------

No one bowled

Lane 20 3 - Joe's Honky Tonk Week 23 2/29/2024

Name	Last Wk Won	Last Wk Lost	HDCP -1-	HDCP -2-	HDCP -3-	HDCP Total
------	-------------	--------------	----------	----------	----------	------------

Brenda J. Sonnenfeld			184	239	219	642
Sheri J. Londer			197	206	182	585
Dani Krotz			212	196	221	629
Michelle L. Limbach			205	206	201	612

Scratch Total 522 571 547 1640

Handicap 276 276 276 828

Total 798 847 823 2468

Team Points Won 0.0 0.0 0.0 0.0

Match Points Won 0.0 0.0 0.0 0.0

Total Points Won 0.0 0.0 0.0 0.0

Lane 21 5 - Living on a Spare Week 23 2/29/2024

Name	Last Wk Won	Last Wk Lost	HDCP -1-	HDCP -2-	HDCP -3-	HDCP Total
------	-------------	--------------	----------	----------	----------	------------

Cindy Stones		1.0	160	212	226	598
Ann M. Graham	2.0		232	232	243	707
Krista K. Wiester	1.0		221	224	199	644
Rebecca L. McPherson	1.0		215	217	212	644

Scratch Total 673 730 725 2128

Handicap 155 155 155 465

Total 828 885 880 2593

Team Points Won 1.0 1.0 1.0 4.0

Match Points Won 0.0 0.0 0.0 4.0

Total Points Won 1.0 1.0 1.0 8.0

Lane 22 4 - Sequel Bowling Bookworms Week 23 2/29/2024

Name	Last Wk Won	Last Wk Lost	HDCP -1-	HDCP -2-	HDCP -3-	HDCP Total
------	-------------	--------------	----------	----------	----------	------------

Angie C. Hauserman	1.0		222	218	217	657
Peg Hickman		1.0	182	225	185	592
Jacqui Moore		1.0	190	222	188	600
Deb L. Hatcher		1.0	179	203	231	613

Scratch Total 468 563 516 1547

Handicap 305 305 305 915

Total 773 868 821 2462

Team Points Won 0.0 0.0 0.0 0.0

Match Points Won 0.0 0.0 0.0 1.0

Total Points Won 0.0 0.0 0.0 1.0

Lane 23 1 - Streamline Painting Week 23 2/29/2024

Name	Last Wk Won	Last Wk Lost	HDCP -1-	HDCP -2-	HDCP -3-	HDCP Total
------	-------------	--------------	----------	----------	----------	------------

Dawn M. Chadrick		1.0	218	214	237	669
Misty M. Hasselquist		1.0	169	227	214	610
Kathy Maxson		1.0	209	193	197	599
Arlen L. Jorgensen	1.0	1.0	220	203	246	669

Scratch Total 510 531 588 1629

Handicap 306 306 306 918

Total 816 837 894 2547

Team Points Won 0.0 1.0 0.0 1.0

Match Points Won 0.0 0.0 0.0 1.0

Total Points Won 0.0 1.0 0.0 2.0

Lane 24 6 - Riches Rollin Smoke BBQ Week 23 2/29/2024

Name	Last Wk Won	Last Wk Lost	HDCP -1-	HDCP -2-	HDCP -3-	HDCP Total
------	-------------	--------------	----------	----------	----------	------------

Trish R. Hancock	1.0		235	210	230	675
Kira L. Hancock	1.0		234	199	200	633
Lindsay L. McLaughlin	1.0		220	180	216	616
Beckie S. King	1.0		216	214	258	688

Scratch Total 599 497 598 1694

Handicap 306 306 306 918

Total 905 803 904 2612

Team Points Won 1.0 0.0 1.0 3.0

Match Points Won 0.0 0.0 0.0 4.0

Total Points Won 1.0 0.0 1.0 7.0

Applette 2023-24

Big Apple Fun Center

Match Points Won (Total for Year)

Name	Points		%Won	Avg	Gms	Name	Points		%Won	Avg	Gms
	Won	Lost					Won	Lost			
Rebecca L. McPherson	27.5	6.5	80.88%	185	69	Cindy Stones	8.5	14.5	36.96%	157	66
Michelle L. Limbach	22.0	7.0	75.86%	174	63	Jacqui Moore	8.0	14.0	36.36%	128	64
Deb L. Hatcher	17.0	13.0	56.67%	153	69	Wendy L. Pohl	5.5	4.0	57.89%	134	27
Arlen L. Jorgensen	17.0	9.5	64.15%	180	48	Erika A. Carrillo	5.5	6.5	45.83%	52	32
Ann M. Graham	16.0	11.5	58.18%	172	63	Peg Hickman	5.5	15.5	26.19%	126	36
Olivia R. Burival	15.0	7.0	68.18%	93	66	Brenda J. Sonnenfeld	5.0	5.0	50.00%	103	33
Kira L. Hancock	15.0	8.5	63.83%	133	69	Dawn M. Chadrick	5.0	7.0	41.67%	98	27
Krista K. Wiester	14.5	10.5	58.00%	171	63	Jenna N. Banzhaf	5.0	2.0	71.43%	117	21
Lindsay L. McLaughlin	14.0	10.0	58.33%	133	66	Ashley K. Hancock	4.5	3.5	56.25%	152	21
Beckie S. King	13.5	8.5	61.36%	141	56	David D. Hibberd	4.0	7.0	36.36%	183	27
Brooke L. Thiessen	12.0	9.0	57.14%	107	58	Amanda B. Smallcomb	3.5	4.5	43.75%	135	21
Sheri L. Jorgensen	12.0	8.0	60.00%	138	54	Dustin W. Graham	2.0		100.00%	241	3
Trish R. Hancock	11.5	8.5	57.50%	129	60	Ashley K. Schroeder	1.0	2.0	33.33%	122	7
Angie C. Hauserman	11.0	14.0	44.00%	126	69	Allen S. Noltersmeier	1.0		100.00%	125	3
Macy C. Nickel	10.5	11.5	47.73%	91	65	Jackie Clapp	1.0	1.0	50.00%	131	6
Sheri J. Londer	10.0	10.0	50.00%	126	63	Misty M. Hasselquist	1.0	3.0	25.00%	122	12
Dani Krotz	9.0	4.0	69.23%	160	33	Lisa S. Poff		1.0	0.00%	166	3
Kathy Maxson	9.0	9.0	50.00%	133	51	Monica R. Eder		1.0	0.00%	93	3
Shelli Krotz	9.0	5.0	64.29%	144	33	Sam B. Foster		1.0	0.00%	81	3
Colleen R. Jorgensen	8.5	5.5	60.71%	98	42						

Applette 2023-24

Big Apple Fun Center

* Bowlers listed must have a minimum of 1 games.

Change in Average

Name	-----Old-----		Old Avg					---Average Change---			Weekly Over Avg Series Avg +/-
	Pins	Games		-1-	-2-	-3-	Total	New - Old	---> +/-		
Jenna N. Banzhaf	2471	21	117				0	117.67	- 117.67	= 0.00	
Olivia R. Burival	6197	66	93				0	93.89	- 93.89	= 0.00	
Erika A. Carrillo	1673	32	52				0	52.28	- 52.28	= 0.00	
Dawn M. Chadrick	2336	24	97	105	101	124	330	98.74	- 97.33	= 1.41	330 - 291=39
Jackie Clapp	788	6	131				0	131.33	- 131.33	= 0.00	
Monica R. Eder	279	3	93				0	93.00	- 93.00	= 0.00	
Sam B. Foster	244	3	81				0	81.33	- 81.33	= 0.00	
Ann M. Graham	10287	60	171	193	193	204	590	172.65	- 171.45	= 1.20	590 - 513=77
Dustin W. Graham	724	3	241				0	241.33	- 241.33	= 0.00	
Ashley K. Hancock	3192	21	152				0	152.00	- 152.00	= 0.00	
Kira L. Hancock	8783	66	133	157	122	123	402	133.12	- 133.08	= 0.04	402 - 399=3
Trish R. Hancock	7350	57	128	153	128	148	429	129.65	- 128.95	= 0.70	429 - 384=45
Misty M. Hasselquist	1122	9	124	83	141	128	352	122.83	- 124.67	= -1.83	352 - 372=-20
Deb L. Hatcher	10144	66	153	122	146	174	442	153.42	- 153.70	= -0.28	442 - 459=-17
Angie C. Hauserman	8331	66	126	138	134	133	405	126.61	- 126.23	= 0.38	405 - 378=27
David D. Hibberd	4964	27	183				0	183.85	- 183.85	= 0.00	
Peg Hickman	4220	33	127	99	142	102	343	126.75	- 127.88	= -1.13	343 - 381=-38
Arlen L. Jorgensen	8082	45	179	189	172	215	576	180.38	- 179.60	= 0.78	576 - 537=39
Colleen R. Jorgensen	4121	42	98				0	98.12	- 98.12	= 0.00	
Sheri L. Jorgensen	7484	54	138				0	138.59	- 138.59	= 0.00	
Beckie S. King	7444	53	140	146	144	188	478	141.46	- 140.45	= 1.01	478 - 420=58
Dani Krotz	4812	30	160	162	146	171	479	160.33	- 160.40	= -0.07	479 - 480=-1
Shelli Krotz	4760	33	144				0	144.24	- 144.24	= 0.00	
Michelle L. Limbach	10486	60	174	169	170	165	504	174.44	- 174.77	= -0.32	504 - 522=-18
Sheri J. Londer	7640	60	127	114	123	99	336	126.60	- 127.33	= -0.73	336 - 381=-45
Kathy Maxson	6460	48	134	133	117	121	371	133.94	- 134.58	= -0.64	371 - 402=-31
Lindsay L. McLaughlin	8440	63	133	143	103	139	385	133.71	- 133.97	= -0.26	385 - 399=-14
Rebecca L. McPherson	12220	66	185	190	192	187	569	185.35	- 185.15	= 0.20	569 - 555=14
Jacqui Moore	7871	61	129	109	141	107	357	128.56	- 129.03	= -0.47	357 - 387=-30
Macy C. Nickel	5926	65	91				0	91.17	- 91.17	= 0.00	
Allen S. Noltersmeier	376	3	125				0	125.33	- 125.33	= 0.00	
Lisa S. Poff	500	3	166				0	166.67	- 166.67	= 0.00	
Wendy L. Pohl	3641	27	134				0	134.85	- 134.85	= 0.00	
Ashley K. Schroeder	856	7	122				0	122.29	- 122.29	= 0.00	
Amanda B. Smallcomb	2850	21	135				0	135.71	- 135.71	= 0.00	
Brenda J. Sonnenfeld	3092	30	103	77	132	112	321	103.42	- 103.07	= 0.36	321 - 309=12
Cindy Stones	9960	63	158	108	160	174	442	157.61	- 158.10	= -0.49	442 - 474=-32

Applette 2023-24

<u>Name</u>	<u>-----Old-----</u>		<u>Old</u>					<u>---Average Change---</u>			<u>Weekly Over Avg</u>
	<u>Pins</u>	<u>Games</u>	<u>Avg</u>	<u>-1-</u>	<u>-2-</u>	<u>-3-</u>	<u>Total</u>	<u>New - Old</u>	<u>---> +/-</u>		<u>Series Avg +/-</u>
Brooke L. Thiessen	6250	58	107				0	107.76 - 107.76	=	0.00	
Krista K. Wiester	10288	60	171	182	185	160	527	171.67 - 171.47	=	0.20	527 - 513=14

Applette 2023-24

Big Apple Fun Center

* Bowlers listed must have a minimum of 1 games.

High Average Listing

	<u>Name</u>	<u>True Average</u>	<u>Pins</u>	<u>Gms</u>	<u>To Raise Avg +1</u>	<u>To Drop Avg -1</u>
1	Dustin W. Graham	241.33	724	3	728	721
2	Rebecca L. McPherson	185.35	12789	69	603	530
3	David D. Hibberd	183.85	4964	27	556	525
4	Arlen L. Jorgensen	180.38	8658	48	573	521
5	Michelle L. Limbach	174.44	10990	63	560	493
6	Ann M. Graham	172.65	10877	63	541	474
7	Krista K. Wiester	171.67	10815	63	537	470
8	Lisa S. Poff	166.67	500	3	502	495
9	Dani Krotz	160.33	5291	33	505	468
10	Cindy Stones	157.61	10402	66	500	430
11	Deb L. Hatcher	153.42	10586	69	502	429
12	Ashley K. Hancock	152.00	3192	21	480	455
13	Shelli Krotz	144.24	4760	33	460	423
14	Beckie S. King	141.46	7922	56	456	396
15	Sheri L. Jorgensen	138.59	7484	54	439	381
16	Amanda B. Smallcomb	135.71	2850	21	414	389
17	Wendy L. Pohl	134.85	3641	27	409	378
18	Kathy Maxson	133.94	6831	51	405	350
19	Lindsay L. McLaughlin	133.71	8825	66	421	351
20	Kira L. Hancock	133.12	9185	69	463	390
21	Jackie Clapp	131.33	788	6	400	390
22	Trish R. Hancock	129.65	7779	60	411	347
23	Jacqui Moore	128.56	8228	64	415	347
24	Peg Hickman	126.75	4563	36	390	350
25	Angie C. Hauserman	126.61	8736	69	408	335
26	Sheri J. Londer	126.60	7976	63	406	339
27	Allen S. Noltersmeier	125.33	376	3	380	373
28	Misty M. Hasselquist	122.83	1474	12	371	355
29	Ashley K. Schroeder	122.29	856	7	374	363
30	Jenna N. Banzhaf	117.67	2471	21	361	336
31	Brooke L. Thiessen	107.76	6250	58	338	276
32	Brenda J. Sonnenfeld	103.42	3413	33	331	294
33	Dawn M. Chadrick	98.74	2666	27	304	273
34	Colleen R. Jorgensen	98.12	4121	42	334	288
35	Olivia R. Burival	93.89	6197	66	289	219
36	Monica R. Eder	93.00	279	3	285	278
37	Macy C. Nickel	91.17	5926	65	330	261
38	Sam B. Foster	81.33	244	3	248	241
39	Erika A. Carrillo	52.28	1673	32	182	146

Applette 2023-24

Big Apple Fun Center

* Bowlers listed must have a minimum of 22 games.

Note: This report includes information through February 29 which is Week 23 of 31

Most Improved Averages

Name	True Average	Most Improved Avg	+/-	Name	True Average	Most Improved Avg	+/-
Rebecca L. McPherson	185.35	175	+10.35	Arlen L. Jorgensen	180.38	177	+3.38
Michelle L. Limbach	174.44	165	+9.44	Deb L. Hatcher	153.42	151	+2.42
Macy C. Nickel	91.17	85	+6.17	Colleen R. Jorgensen	98.12	96	+2.12
Kathy Maxson	133.94	128	+5.94	Dawn M. Chadrick	98.74	97	+1.74
Olivia R. Burival	93.89	88	+5.89	Dani Krotz	160.33	159	+1.33
Krista K. Wiester	171.67	166	+5.67	Cindy Stones	157.61	157	+0.61
Ann M. Graham	172.65	167	+5.65	David D. Hibberd	183.85	184	-0.15
Brenda J. Sonnenfeld	103.42	98	+5.42	Sheri L. Jorgensen	138.59	139	-0.41
Kira L. Hancock	133.12	128	+5.12	Beckie S. King	141.46	142	-0.54
Brooke L. Thiessen	107.76	103	+4.76	Lindsay L. McLaughlin	133.71	135	-1.29
Trish R. Hancock	129.65	125	+4.65	Shelli Krotz	144.24	146	-1.76
Erika A. Carrillo	52.28	48	+4.28	Peg Hickman	126.75	129	-2.25
Wendy L. Pohl	134.85	131	+3.85	Angie C. Hauserman	126.61	130	-3.39
Jacqui Moore	128.56	125	+3.56	Sheri J. Londer	126.60	132	-5.40

Applette 2023-24

Big Apple Fun Center

* Bowlers listed must have a minimum of 1 games.

Most Pins Over Average

Name	-----Old-----		Old					---Average Change---			Weekly Over Avg
	Pins	Games	Avg	-1-	-2-	-3-	Total	New	Old	---> +/-	Series Avg +/-
Ann M. Graham	10287	60	171	193	193	204	590	172.65	- 171.45	= 1.20	590 - 513=77
Beckie S. King	7444	53	140	146	144	188	478	141.46	- 140.45	= 1.01	478 - 420=58
Trish R. Hancock	7350	57	128	153	128	148	429	129.65	- 128.95	= 0.70	429 - 384=45
Dawn M. Chadrick	2336	24	97	105	101	124	330	98.74	- 97.33	= 1.41	330 - 291=39
Arlen L. Jorgensen	8082	45	179	189	172	215	576	180.38	- 179.60	= 0.78	576 - 537=39
Angie C. Hauserman	8331	66	126	138	134	133	405	126.61	- 126.23	= 0.38	405 - 378=27
Rebecca L. McPherson	12220	66	185	190	192	187	569	185.35	- 185.15	= 0.20	569 - 555=14
Krista K. Wiester	10288	60	171	182	185	160	527	171.67	- 171.47	= 0.20	527 - 513=14
Brenda J. Sonnenfeld	3092	30	103	77	132	112	321	103.42	- 103.07	= 0.36	321 - 309=12
Kira L. Hancock	8783	66	133	157	122	123	402	133.12	- 133.08	= 0.04	402 - 399=3
Dani Krotz	4812	30	160	162	146	171	479	160.33	- 160.40	= -0.07	479 - 480=-1
Lindsay L. McLaughlin	8440	63	133	143	103	139	385	133.71	- 133.97	= -0.26	385 - 399=-14
Deb L. Hatcher	10144	66	153	122	146	174	442	153.42	- 153.70	= -0.28	442 - 459=-17
Michelle L. Limbach	10486	60	174	169	170	165	504	174.44	- 174.77	= -0.32	504 - 522=-18
Misty M. Hasselquist	1122	9	124	83	141	128	352	122.83	- 124.67	= -1.83	352 - 372=-20
Jacqui Moore	7871	61	129	109	141	107	357	128.56	- 129.03	= -0.47	357 - 387=-30
Kathy Maxson	6460	48	134	133	117	121	371	133.94	- 134.58	= -0.64	371 - 402=-31
Cindy Stones	9960	63	158	108	160	174	442	157.61	- 158.10	= -0.49	442 - 474=-32
Peg Hickman	4220	33	127	99	142	102	343	126.75	- 127.88	= -1.13	343 - 381=-38
Sheri J. Londer	7640	60	127	114	123	99	336	126.60	- 127.33	= -0.73	336 - 381=-45

Applette 2023-24

Big Apple Fun Center

This report is for scores bowled February 29 which is Week 23 of 31

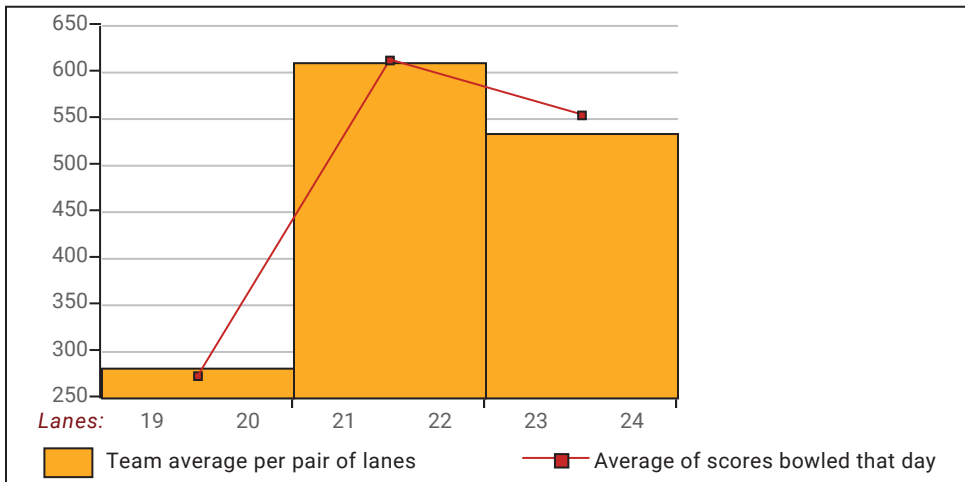
This Week's Statistics: Lefties vs Righties

Unless designated left handed, bowlers are considered right handed.

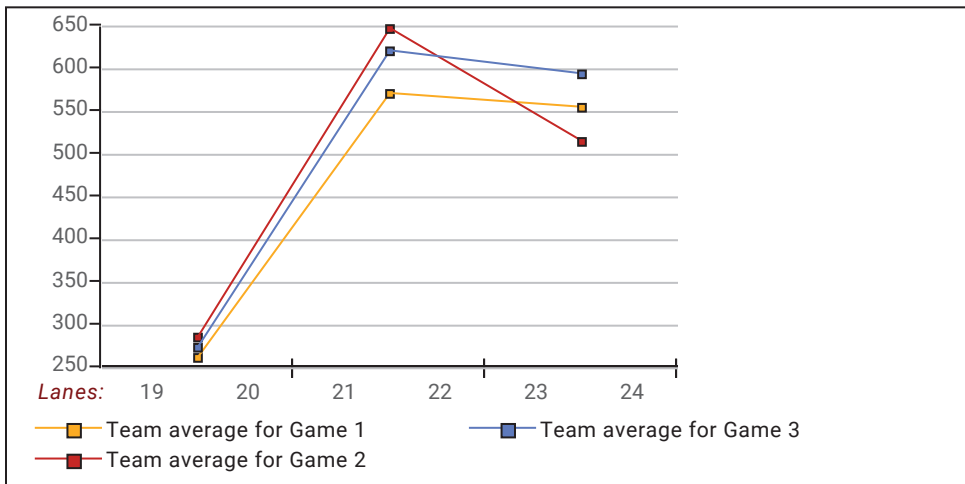
	Over All	Right	Left
How many people bowled	20	20	0
Number of games bowled	60	60	0
Actual average of week's scores	143.97	143.97	0.00
How many games above average	35	35	0
How many games below average	24	24	0
Pins above/below average per game	1.37	1.37	0.00
How many people raised average	10	10	--
by this amount	0.63	0.63	0.00
How many people went down	10	10	--
by this amount	-0.62	-0.62	0.00
League average before bowling	143.06	143.06	0.00
League average after bowling	143.06	143.06	0.00
Change in league average	0.00	0.00	0.00
800s	--	--	--
775s	--	--	--
750s	--	--	--
725s	--	--	--
700s	--	--	--
675s	--	--	--
650s	--	--	--
625s	--	--	--
600s	--	--	--
575s	2	2	--
550s	1	1	--
525s	1	1	--
500s	1	1	--
475s	2	2	--
450s	--	--	--
425s	3	3	--
400s	2	2	--
below 400	8	8	--
300s	--	--	--
275s	--	--	--
250s	--	--	--
225s	--	--	--
200s	2	2	--
175s	9	9	--
150s	12	12	--
125s	17	17	--
100s	16	16	--
below 100	4	4	--

This report is for scores bowled February 29 which is Week 23 of 31

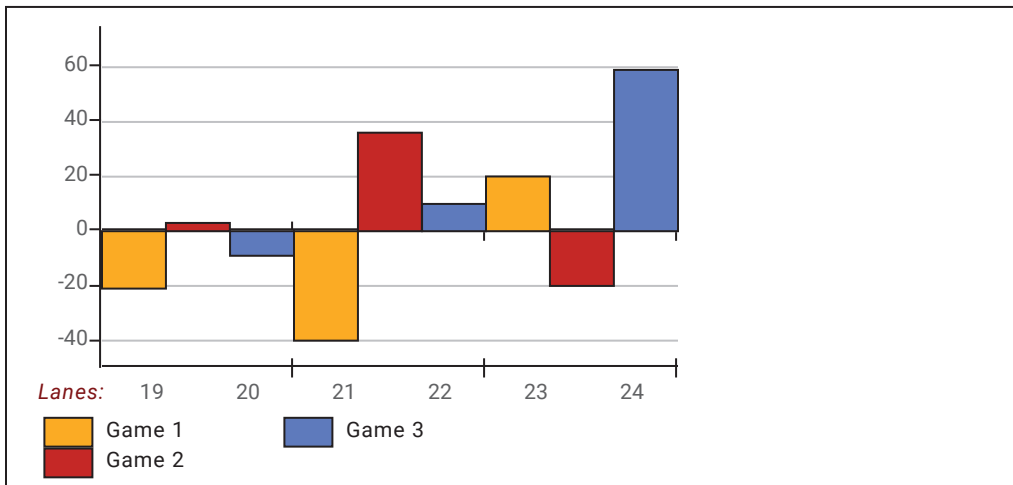
Team Average vs Avg of Scores



Average of Scores for Each Game

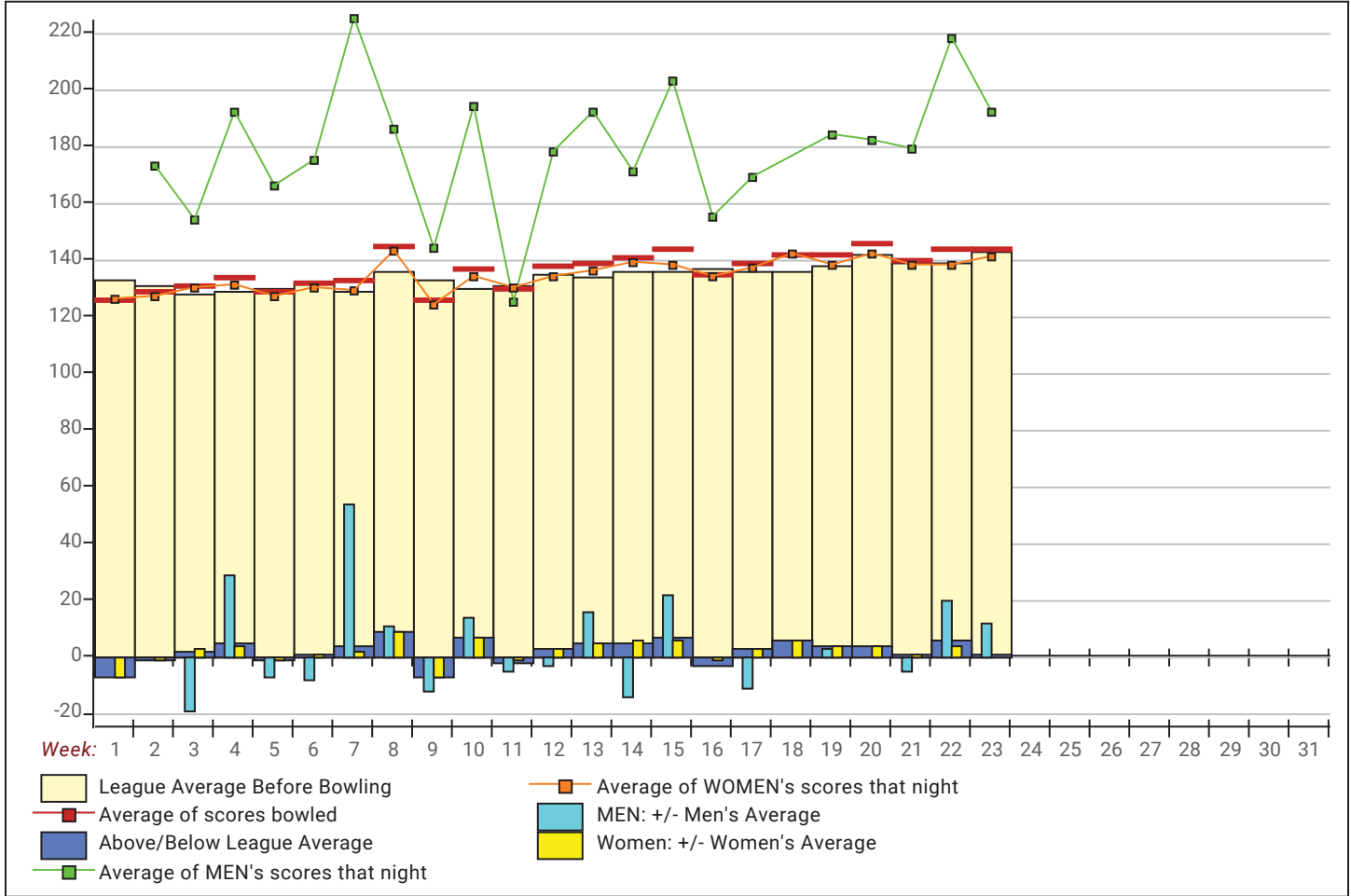


Amount Over/Under Team Average



This report is for scores bowled February 29 which is Week 23 of 31

League Average Week-by-Week



League Average Statistics for Last Week

	League	Right Hand	Left Hand	Men (Lft+Rt)	Women (Lft+Rt)
League Average Before Bowling	143.06	143.06		179.60	141.14
Average of scores bowled that night	143.97	143.97		192.00	141.44
New League Average After Bowling	143.06	143.06		180.38	141.10
Change in League Average	.00	.00		.77	-.04
People Who Bowled Over Average	10	10		1	9
People Who Bowled Under Average	10	10			10
Average Amount of Series Over Avg	32.80	32.80		39.00	32.11
Average Amount of Series Under Avg	-24.60	-24.60			-24.60
Difference Avg, NiteAvg	1.37	1.37		13.00	.75
Number of Bowlers	20	20		1	19
Number of Games Bowled	60	60		3	57
People Who Raised Their Average	10	10		1	9
Raised By an Average of This Amount	.63	.63		.77	.61
People Who Lowered Their Average	10	10			10
Lowered By an Average of This Amou	-.62	-.62			-.62
Number of Games Bowled Over Avera	35	35		2	33
Number of Games Bowled Under Avera	24	24		1	23

Note: Averages are based only on people who bowled.

Press Release -- 3/3/2024

2/29/2024 Week 23 of 31

Applette 2023-24

Thursday 6:30 pm

Big Apple Fun Center

Lanes 19 - 24

Team Standings

Place	Team Name	Avg p/gm	Points Won	Points Lost	Year-To-Date WON	Y-T-D LOST
1	Living on a Spare	691	46 ½	25 ½	130	77
2	Cost Gutterz	371	37	26	91	107
3	Joe's Honky Tonk	584	35 ½	27 ½	105 ½	92 ½
4	Streamline Painting	526	32	40	107	100
5	Riches Rollin Smoke BBQ	542	30 ½	41 ½	111	96
6	Sequel Bowling Bookworms	533	25 ½	46 ½	67 ½	139 ½

*** Although not shown, standings are determined by points only for the current split

Last Week's Top Scores

	Scratch Game	Scratch Series	Handicap Game	Handicap Series
Men	215 Arlen Jorgensen	576 Arlen Jorgensen	246 Arlen Jorgensen	669 Arlen Jorgensen
Women	204 Ann Graham	590 Ann Graham	258 Beckie King	707 Ann Graham
	192 Rebecca McPherson	569 Rebecca McPherson	243 Ann Graham	688 Beckie King
	188 Beckie King	527 Krista Wiester	239 Brenda Sonnenfeld	675 Trish Hancock
	185 Krista Wiester	504 Michelle Limbach	237 Dawn Chadrick	669 Dawn Chadrick
	174 Cindy Stones	479 Dani Krotz	235 Trish Hancock	657 Angie Hauserman
	174 Deb Hatcher	478 Beckie King	234 Kira Hancock	644 Rebecca McPherson
	171 Dani Krotz	442 Cindy Stones	231 Deb Hatcher	644 Krista Wiester
	170 Michelle Limbach	442 Deb Hatcher	227 Misty Hasselquist	642 Brenda Sonnenfeld
	157 Kira Hancock	429 Trish Hancock	226 Cindy Stones	633 Kira Hancock
	153 Trish Hancock	405 Angie Hauserman	225 Peg Hickman	629 Dani Krotz

Local and Bowling Center Awards

Name	USBC ID Number	Award Average	Award Games	G1	G2	G3 Series	Award Score	Award Received
Beckie S. King	4132-64 USBC	140	53	146	144	188	478	188 175 Game (Local Assoc. Awards)