

Applette 2025-26

Thursday 6:30 pm

Big Apple Fun Center

Lanes 17 - 22

President: Michelle Limbach (308)627-5811

Vice President: Krista Wiester (402)677-7680

Secretary/Treasurer: Rebecca McPherson (402)984-0342

Team Standings

Place	#	Team Name	Points Won	Points Lost	%Won	Pins + HDCP	Scratch Pins	Avg p/gm	High Game	High Sers	HDCP Game	HDCP Sers
1	1	Living on a Spare	38	16	70.4	53585	40238	638	846	2347	953	2678
2	3	Hatch's Helping Hands	36	18	66.7	53479	33865	537	631	1714	934	2656
3	4	Streamline Painting	32	22	59.3	53030	31265	496	608	1652	953	2694
4	5	Joe's Honky Tonk	27	27	50.0	53776	41836	664	815	2239	969	2701
5	2	Stick Creek Sales	25	29	46.3	52980	34932	554	692	1900	964	2716
6	6	Bye Team	4	50		0	0		0	0	0	0

Review of Last Week's Bowling.....

Lanes	Team Name	HDCP -1-	HDCP -2-	HDCP -3-	HDCP Total	Last Wk WON	Team Name	HDCP -1-	HDCP -2-	HDCP -3-	HDCP Total	Last Wk WON
17-18	Living on a Spare	953	917	798	2668	7	<---> Hatch's Helping Hand	835	892	873	2600	2
19-20	Bye Team	0	0	0	0	0	<---> Streamline Painting	847	829	841	2517	9
21-22	Joe's Honky Tonk	849	810	967	2626	4	<---> Stick Creek Sales	944	834	909	2687	5

Lane Assignments

	17-18	19-20	21-22
Wk22 02/05	5- 6	1- 2	3- 4
HD1 02/12	👁️ Women's Tourny	No bowling	
Wk23 02/19	2- 3	5- 4	1- 6
Wk24 02/26	6- 4	3- 1	2- 5

Last Week's Top Scores

Team Scratch Game		Team Scratch Series		Team Handicap Game		Team Handicap Series	
846	Living on a Spare	2347	Living on a Spare	967	Joe's Honky Tonk	2687	Stick Creek Sales
761	Joe's Honky Tonk	2008	Joe's Honky Tonk	953	Living on a Spare	2668	Living on a Spare
628	Stick Creek Sales	1739	Stick Creek Sales	944	Stick Creek Sales	2626	Joe's Honky Tonk
571	Hatch's Helping Hands	1637	Hatch's Helping Hands	892	Hatch's Helping Hands	2600	Hatch's Helping Ha
519	Streamline Painting	1533	Streamline Painting	847	Streamline Painting	2517	Streamline Paintin
Scratch Game		Scratch Series		Handicap Game		Handicap Series	
Men	268 Jason Feddersen	704 Jason Feddersen		268 Jason Feddersen		704 Jason Feddersen	
	218 David Hibberd	580 David Hibberd		250 David Hibberd		676 David Hibberd	
Women	238 Rebecca McPherson	615 Rebecca McPherson		267 Misty Hasselquist		712 Casey Kates	
	202 Casey Kates	560 Michelle Limbach		262 Beckie King		711 Sheri Londer	
	202 Michelle Limbach	559 Casey Kates		260 Amanda Smallcomb		710 Beckie King	
	192 Beckie King	500 Beckie King		256 Rebecca McPherson		683 Misty Hasselquist	
	191 Krista Wiester	485 Deb Hatcher		253 Casey Kates		682 Amanda Smallcomb	
	177 Misty Hasselquist	469 Krista Wiester		251 Jacqui Moore		669 Rebecca McPherson	
	174 Deb Hatcher	468 Sheri Londer		240 Sheri Londer		664 Jerilynn Kates	
	173 Amanda Smallcomb	447 Dani Krotz		236 Jerilynn Kates		662 Deb Hatcher	
	168 Dani Krotz	436 Jerilynn Kates		235 Michelle Limbach		659 Michelle Limbach	
	165 Jacqui Moore	428 Sheri Jorgensen		233 Deb Hatcher		648 Jacqui Moore	

Season High Scores

Team Scratch Game		Team Scratch Series		Team Handicap Game		Team Handicap Series	
846	Living on a Spare	2347	Living on a Spare	969	Joe's Honky Tonk	2716	Stick Creek Sales
815	Joe's Honky Tonk	2239	Joe's Honky Tonk	964	Stick Creek Sales	2701	Joe's Honky Tonk
692	Stick Creek Sales	1900	Stick Creek Sales	953	Living on a Spare	2694	Streamline Paintin
631	Hatch's Helping Hands	1714	Hatch's Helping Hands	953	Streamline Painting	2678	Living on a Spare
608	Streamline Painting	1652	Streamline Painting	934	Hatch's Helping Hands	2656	Hatch's Helping Ha

Season High Scores - Continued

	<u>Scratch Game</u>		<u>Scratch Series</u>		<u>Handicap Game</u>		<u>Handicap Series</u>	
Men	268	Jason Feddersen	704	Jason Feddersen	274	John Krotz	763	John Krotz
	243	Hewitt Moyer	654	John Krotz	268	Jason Feddersen	732	Hewitt Moyer
	235	John Krotz	624	Hewitt Moyer	266	David Hibberd	726	David Hibberd
	231	David Hibberd	624	David Hibberd	260	Hewitt Moyer	704	Jason Feddersen
	215	Nick Kidd	598	Nick Kidd	248	Larry Lambrecht	689	Larry Lambrecht
	195	Rich Hancock	537	Rich Hancock	242	Nick Kidd	679	Nick Kidd
	189	Arlen Jorgensen	497	Larry Lambrecht	240	Arlen Jorgensen	645	Tyler Krotz
	184	Larry Lambrecht	477	Arlen Jorgensen	228	Tyler Krotz	630	Rich Hancock
	92	Tyler Krotz	245	Tyler Krotz	226	Rich Hancock	630	Arlen Jorgensen
Women	258	Rebecca McPherson	671	Rebecca McPherson	283	Rebecca McPherson	784	Beckie King
	227	Casey Kates	602	Michelle Limbach	278	Casey Kates	744	Kathy Maxson
	227	Michelle Limbach	581	Krista Wiester	277	Steph Zajicek	744	Michelle Limbach
	216	Steph Zajicek	559	Casey Kates	276	Kathy Maxson	728	Lindsay McLaughlin
	215	Krista Wiester	556	Beckie King	274	Michelle Limbach	728	Rebecca McPherson
	200	Dani Krotz	541	Steph Zajicek	269	Emilie Adamson	722	Rose Hemmingsen
	195	Deb Hatcher	531	Deb Hatcher	267	Beckie King	721	Jacqui Moore
	192	Beckie King	523	Sheri Jorgensen	267	Misty Hasselquist	712	Casey Kates
	191	Kathy Maxson	521	Dani Krotz	265	Krista Wiester	712	Steph Zajicek
	189	Sheri Jorgensen	489	Kathy Maxson	260	Amanda Smallcomb	711	Sheri Londer
					260	Rose Hemmingsen	711	Deb Hatcher
					260	Deb Hatcher		

Team Rosters

1 - Living on a Spare

<u>Name</u>	<u>Avg</u>	<u>HDCP</u>	<u>Pins</u>	<u>Gms</u>	<u>Points Won</u>	<u>High Game</u>	<u>High Sers</u>	<u>HDCP Game</u>	<u>HDCP Sers</u>	<u>0's</u>	<u>100's</u>	<u>200's</u>	<u>0's</u>	<u>400's</u>	<u>500's</u>
Alex Trevino	110	100	4975	45	7.0	152	403	247	682	13	32	--	14	1	--
DeAnn M. Brickner	127	83	764	6	1.0	147	389	232	644	--	6	--	2	--	--
Casey Kates	160	50	9168	57	15.0	227	559	278	712	--	55	2	--	12	7
Krista K. Wiester	171	39	8744	51	14.0	215	581	265	707	--	41	10	--	6	11
Rebecca L. McPherson	193	17	11033	57	23.0	258	671	283	728	--	31	26	--	1	18

2 - Stick Creek Sales

<u>Name</u>	<u>Avg</u>	<u>HDCP</u>	<u>Pins</u>	<u>Gms</u>	<u>Points Won</u>	<u>High Game</u>	<u>High Sers</u>	<u>HDCP Game</u>	<u>HDCP Sers</u>	<u>0's</u>	<u>100's</u>	<u>200's</u>	<u>0's</u>	<u>400's</u>	<u>500's</u>
Emilie E. Adamson	119	91	4672	39	10.0	168	406	269	689	2	37	--	12	1	--
Chloe L. Howard	122	88	1469	12	4.0	153	374	241	641	2	10	--	4	--	--
Sheri J. Londer	131	79	6700	51	10.0	177	472	255	711	4	47	--	11	6	--
Lindsay L. McLaughlin	136	74	7390	54	9.0	175	471	256	728	1	53	--	7	11	--
Beckie S. King	142	68	7261	51	7.5	192	556	267	784	--	51	--	2	13	2
Hewitt P. Moyer	176	34	6360	36	16.0	243	624	260	732	--	32	4	--	3	9

3 - Hatch's Helping Hands

<u>Name</u>	<u>Avg</u>	<u>HDCP</u>	<u>Pins</u>	<u>Gms</u>	<u>Points Won</u>	<u>High Game</u>	<u>High Sers</u>	<u>HDCP Game</u>	<u>HDCP Sers</u>	<u>0's</u>	<u>100's</u>	<u>200's</u>	<u>0's</u>	<u>400's</u>	<u>500's</u>
Angie C. Hauserman	110	100	5964	54	9.0	153	377	246	686	13	41	--	18	--	--
Peg Hickman	122	88	4416	36	9.0	148	406	237	682	5	31	--	11	1	--
Jacqui Moore	124	86	5231	42	7.5	165	444	252	721	2	40	--	11	3	--
Jerilynn L. Kates	136	74	3264	24	5.0	172	448	245	682	1	23	--	3	5	--
Deb L. Hatcher	152	58	8231	54	14.5	195	531	260	711	--	54	--	2	14	2
Steph Zajicek	160	50	6759	42	14.0	216	541	277	712	--	41	1	--	8	6

4 - Streamline Painting

<u>Name</u>	<u>Avg</u>	<u>HDCP</u>	<u>Pins</u>	<u>Gms</u>	<u>Points Won</u>	<u>High Game</u>	<u>High Sers</u>	<u>HDCP Game</u>	<u>HDCP Sers</u>	<u>0's</u>	<u>100's</u>	<u>200's</u>	<u>0's</u>	<u>400's</u>	<u>500's</u>
Dawn M. Chadrick	103	107	3413	33	5.0	127	337	233	658	12	21	--	11	--	--
Andrea C. Riessland	107	103	2907	27	5.0	148	379	253	694	12	15	--	9	--	--
Wendy L. Pohl	116	94	1047	9	3.0	138	359	231	647	--	9	--	3	--	--
Rose Hemmingsen	120	90	5439	45	9.5	168	443	260	722	3	42	--	13	2	--
Kathy Maxson	133	77	5589	42	10.0	191	489	276	744	1	41	--	6	8	--
Sheri L. Jorgensen	150	60	6774	45	10.5	189	523	249	675	--	45	--	1	13	1

Applette 2025-26

5 - Joe's Honky Tonk

Name	Avg	HDCP	Pins	Gms	Points	High	High	HDCP	HDCP	0's	100's	200's	0's	400's	500's
					Won	Game	Sers	Game	Sers						
Amanda B. Smallcomb	127	83	1908	15	4.0	173	421	260	682	2	13	--	3	2	--
Larry L. Lambrecht	149	61	2240	15	3.0	184	497	248	689	--	15	--	--	5	--
Dani Krotz	156	54	7497	48	10.0	200	521	257	688	--	47	1	--	14	2
Michelle L. Limbach	178	32	11227	63	22.0	227	602	274	744	--	50	13	--	5	16
David D. Hibberd	178	32	11263	63	18.0	231	624	266	726	--	48	15	--	3	18
John L. Krotz	181	29	5976	33	11.0	235	654	274	763	--	25	8	--	4	7

6 - Bye Team

Temporary Substitutes

 **Men**

Name	Avg	HDCP	Pins	Gms	Points	High	High	HDCP	HDCP	0's	100's	200's	0's	400's	500's
					Won	Game	Sers	Game	Sers						
Jason S. Feddersen	234	0	704	3	2.0	268	704	268	704	--	--	3	--	--	1
Rich Hancock	173	37	1041	6		195	537	226	630	--	6	--	--	--	2
Arlen L. Jorgensen	159	51	477	3	2.0	189	477	240	630	--	3	--	--	1	--
Nick Kidd	187	23	2252	12	4.0	215	598	242	679	--	7	5	--	1	3
Tyler J. Krotz	76	134	684	9	2.0	92	245	228	645	9	--	--	3	--	--

 **Women**

Name	Avg	HDCP	Pins	Gms	Points	High	High	HDCP	HDCP	0's	100's	200's	0's	400's	500's
					Won	Game	Sers	Game	Sers						
Misty M. Hasselquist	121	89	4014	33	10.0	177	413	267	683	2	31	--	10	1	--

High Individual Match Points

23 Rebecca McPherson	22 Michelle Limbach	18 David Hibberd	16 Hewitt Moyer
15 Casey Kates	14.5 Deb Hatcher	14 Steph Zajicek	14 Krista Wiester

Individual High Averages

Men	181.09 John Krotz	Women	193.56 Rebecca McPherson
	178.78 David Hibberd		178.21 Michelle Limbach
	176.67 Hewitt Moyer		171.45 Krista Wiester
			160.93 Steph Zajicek
			160.84 Casey Kates
			156.19 Dani Krotz
			152.43 Deb Hatcher
			150.53 Sheri Jorgensen
			142.37 Beckie King
			136.85 Lindsay McLaughlin

Most Improved Average

183 to 193.56 = +10.56 Rebecca McPhers	164 to 171.45 = +7.45 Krista Wiester	146 to 152.43 = +6.43 Deb Hatcher
173 to 178.78 = +5.78 David Hibberd	116 to 120.87 = +4.87 Rose Hemmingse	177 to 181.09 = +4.09 John Krotz

Most Un-Improved Averages

140 to 136.85 = -3.15 Lindsay McLaugh	133 to 131.37 = -1.63 Sheri Londer	112 to 110.56 = -1.44 Alex Trevino
120 to 119.79 = -0.21 Emilie Adamson	103 to 103.42 = +0.42 Dawn Chadrick	141 to 142.37 = +1.37 Beckie King

Applette 2025-26

Big Apple Fun Center

Reprint of Scores -- Week 21

Lane 17 1 - Living on a Spare Week 21 1/29/2026

Name	Old Avg	Old HDCP	-1-	-2-	-3-	Total	HDCP Total
Casey Kates	159	51	180	202	177	559	712
Krista K. Wiester	172	38	191	146	132	469	583
Rebecca L. McPherson	192	18	207	238	170	615	669
Jason S. Feddersen	234	0	268	224	212	704	704
			====	====	====	====	====
Scratch Total			846	810	691	2347	2347
Handicap			107	107	107		321
Total			953	917	798	2347	2668
Team Points Won			1.0	1.0	0.0	3.0	3.0
Match Points Won			0.0	0.0	0.0	4.0	4.0
Total Points Won			1.0	1.0	0.0	7.0	7.0

Lane 18 3 - Hatch's Helping Hands Week 21 1/29/2026

Name	Old Avg	Old HDCP	-1-	-2-	-3-	Total	HDCP Total
Angie C. Hauserman	110	100	95	114	117	326	626
Jacqui Moore	124	86	106	165	119	390	648
Jerilynn L. Kates	134	76	139	137	160	436	664
Deb L. Hatcher	151	59	174	155	156	485	662
			====	====	====	====	====
Scratch Total			514	571	552	1637	1637
Handicap			321	321	321		963
Total			835	892	873	1637	2600
Team Points Won			0.0	0.0	1.0	1.0	1.0
Match Points Won			0.0	0.0	0.0	1.0	1.0
Total Points Won			0.0	0.0	1.0	2.0	2.0

Lane 19 6 - Bye Team Week 21 1/29/2026

Name	Old Avg	Old HDCP	-1-	-2-	-3-	Total	HDCP Total
No one bowled							

Lane 20 4 - Streamline Painting Week 21 1/29/2026

Name	Old Avg	Old HDCP	-1-	-2-	-3-	Total	HDCP Total
Andrea C. Riessland	108	102	77	115	118	310	616
Misty M. Hasselquist	120	90	177	110	126	413	683
Kathy Maxson	133	77	122	134	126	382	613
Sheri L. Jorgensen	151	59	143	142	143	428	605
			====	====	====	====	====
Scratch Total			519	501	513	1533	1533
Handicap			328	328	328		984
Total			847	829	841	1533	2517
Team Points Won			1.0	1.0	1.0	4.0	4.0
Match Points Won			0.0	0.0	0.0	5.0	5.0
Total Points Won			1.0	1.0	1.0	9.0	9.0

Lane 21 5 - Joe's Honky Tonk Week 21 1/29/2026

Name	Old Avg	Old HDCP	-1-	-2-	-3-	Total	HDCP Total
Amanda B. Smallcomb	123	87	114	134	173	421	682
Dani Krotz	156	54	139	140	168	447	609
Michelle L. Limbach	177	33	188	170	202	560	659
David D. Hibberd	178	32	202	160	218	580	676
			====	====	====	====	====
Scratch Total			643	604	761	2008	2008
Handicap			206	206	206		618
Total			849	810	967	2008	2626
Team Points Won			0.0	0.0	1.0	1.0	1.0
Match Points Won			0.0	0.0	0.0	3.0	3.0
Total Points Won			0.0	0.0	1.0	4.0	4.0

Lane 22 2 - Stick Creek Sales Week 21 1/29/2026

Name	Old Avg	Old HDCP	-1-	-2-	-3-	Total	HDCP Total
Emilie E. Adamson	119	91	125	118	115	358	631
Sheri J. Londer	129	81	155	159	154	468	711
Lindsay L. McLaughlin	136	74	156	113	144	413	635
Beckie S. King	140	70	192	128	180	500	710
			====	====	====	====	====
Scratch Total			628	518	593	1739	1739
Handicap			316	316	316		948
Total			944	834	909	1739	2687
Team Points Won			1.0	1.0	0.0	3.0	3.0
Match Points Won			0.0	0.0	0.0	2.0	2.0
Total Points Won			1.0	1.0	0.0	5.0	5.0

Applette 2025-26

Big Apple Fun Center

Note: This report includes information through January 29 which is Week 21 of 31

Match Points Won (This Week) -- Week 21

Lane 17 1 - Living on a Spare Week 21 1/29/2026

Name	Last Wk Won	Last Wk Lost	HDCP -1-	HDCP -2-	HDCP -3-	HDCP Total
Casey Kates	1.0		231	253	228	712
Krista K. Wiester		1.0	229	184	170	583
Rebecca L. McPherson	1.0		225	256	188	669
Jason S. Feddersen	2.0		268	224	212	704
			=====	=====	=====	=====
Scratch Total			846	810	691	2347
Handicap			107	107	107	321
Total			953	917	798	2668
Team Points Won			1.0	1.0	0.0	3.0
Match Points Won			0.0	0.0	0.0	4.0
Total Points Won			1.0	1.0	0.0	7.0

Lane 19 6 - Bye Team Week 21 1/29/2026

Name	Last Wk Won	Last Wk Lost	HDCP -1-	HDCP -2-	HDCP -3-	HDCP Total
No one bowled						

Lane 21 5 - Joe's Honky Tonk Week 21 1/29/2026

Name	Last Wk Won	Last Wk Lost	HDCP -1-	HDCP -2-	HDCP -3-	HDCP Total
Amanda B. Smallcomb	1.0		201	221	260	682
Dani Krotz		1.0	193	194	222	609
Michelle L. Limbach	1.0		221	203	235	659
David D. Hibberd	1.0	1.0	234	192	250	676
			=====	=====	=====	=====
Scratch Total			643	604	761	2008
Handicap			206	206	206	618
Total			849	810	967	2626
Team Points Won			0.0	0.0	1.0	1.0
Match Points Won			0.0	0.0	0.0	3.0
Total Points Won			0.0	0.0	1.0	4.0

Lane 18 3 - Hatch's Helping Hands Week 21 1/29/2026

Name	Last Wk Won	Last Wk Lost	HDCP -1-	HDCP -2-	HDCP -3-	HDCP Total
Angie C. Hauserman		1.0	195	214	217	626
Jacqui Moore	1.0		192	251	205	648
Jerilynn L. Kates		1.0	215	213	236	664
Deb L. Hatcher		1.0	233	214	215	662
			=====	=====	=====	=====
Scratch Total			514	571	552	1637
Handicap			321	321	321	963
Total			835	892	873	2600
Team Points Won			0.0	0.0	1.0	1.0
Match Points Won			0.0	0.0	0.0	1.0
Total Points Won			0.0	0.0	1.0	2.0

Lane 20 4 - Streamline Painting Week 21 1/29/2026

Name	Last Wk Won	Last Wk Lost	HDCP -1-	HDCP -2-	HDCP -3-	HDCP Total
Andrea C. Riessland	1.0		179	217	220	616
Misty M. Hasselquist	2.0		267	200	216	683
Kathy Maxson	1.0		199	211	203	613
Sheri L. Jorgensen	1.0		202	201	202	605
			=====	=====	=====	=====
Scratch Total			519	501	513	1533
Handicap			328	328	328	984
Total			847	829	841	2517
Team Points Won			1.0	1.0	1.0	4.0
Match Points Won			0.0	0.0	0.0	5.0
Total Points Won			1.0	1.0	1.0	9.0

Lane 22 2 - Stick Creek Sales Week 21 1/29/2026

Name	Last Wk Won	Last Wk Lost	HDCP -1-	HDCP -2-	HDCP -3-	HDCP Total
Emilie E. Adamson		1.0	216	209	206	631
Sheri J. Londer	1.0		236	240	235	711
Lindsay L. McLaughlin		1.0	230	187	218	635
Beckie S. King	1.0		262	198	250	710
			=====	=====	=====	=====
Scratch Total			628	518	593	1739
Handicap			316	316	316	948
Total			944	834	909	2687
Team Points Won			1.0	1.0	0.0	3.0
Match Points Won			0.0	0.0	0.0	2.0
Total Points Won			1.0	1.0	0.0	5.0

Applette 2025-26

Big Apple Fun Center

* Bowlers listed must have a minimum of 1 games.

Match Points Won (Total for Year)

Name	Points	Points	%Won	Avg	Gms	Name	Points	Points	%Won	Avg	Gms
	Won	Lost					Won	Lost			
Rebecca L. McPherson	23.0	7.0	76.67%	193	57	Angie C. Hauserman	9.0	9.0	50.00%	110	54
Michelle L. Limbach	22.0	8.0	73.33%	178	63	Jacqui Moore	7.5	6.5	53.57%	124	42
David D. Hibberd	18.0	9.0	66.67%	178	63	Beckie S. King	7.5	10.5	41.67%	142	51
Hewitt P. Moyer	16.0	4.0	80.00%	176	36	Alex Trevino	7.0	11.0	38.89%	110	45
Casey Kates	15.0	7.0	68.18%	160	57	Jerilynn L. Kates	5.0	4.0	55.56%	136	24
Deb L. Hatcher	14.5	6.5	69.05%	152	54	Dawn M. Chadrick	5.0	8.0	38.46%	103	33
Steph Zajicek	14.0	4.0	77.78%	160	42	Andrea C. Riessland	5.0	4.0	55.56%	107	27
Krista K. Wiester	14.0	6.0	70.00%	171	51	Amanda B. Smallcomb	4.0	1.0	80.00%	127	15
John L. Krotz	11.0	3.0	78.57%	181	33	Chloe L. Howard	4.0		100.00%	122	12
Sheri L. Jorgensen	10.5	8.5	55.26%	150	45	Nick Kidd	4.0	1.0	80.00%	187	12
Emilie E. Adamson	10.0	5.0	66.67%	119	39	Wendy L. Pohl	3.0		100.00%	116	9
Sheri J. Londer	10.0	7.0	58.82%	131	51	Larry L. Lambrecht	3.0	3.0	50.00%	149	15
Dani Krotz	10.0	6.0	62.50%	156	48	Jason S. Feddersen	2.0		100.00%	234	3
Kathy Maxson	10.0	7.0	58.82%	133	42	Arlen L. Jorgensen	2.0		100.00%	159	3
Misty M. Hasselquist	10.0	3.0	76.92%	121	33	Tyler J. Krotz	2.0	1.0	66.67%	76	9
Rose Hemmingsen	9.5	6.5	59.38%	120	45	DeAnn M. Brickner	1.0	1.0	50.00%	127	6
Lindsay L. McLaughlin	9.0	11.0	45.00%	136	54	Rich Hancock		2.0	0.00%	173	6
Peg Hickman	9.0	3.0	75.00%	122	36						

Applette 2025-26

Big Apple Fun Center

* Bowlers listed must have a minimum of 1 games.

Change in Average

Name	-----Old-----		Old					---Average Change---			Weekly Over Avg
	Pins	Games	Avg	-1-	-2-	-3-	Total	New	Old	---> +/-	Series Avg +/-
Emilie E. Adamson	4314	36	119	125	118	115	358	119.79	- 119.83	= -0.04	358 - 357=1
DeAnn M. Brickner	764	6	127				0	127.33	- 127.33	= 0.00	
Dawn M. Chadrick	3413	33	103				0	103.42	- 103.42	= 0.00	
Jason S. Feddersen	0	0	234	268	224	212	704	234.67	- 0.00	= 234.67	704 - 702=2
Rich Hancock	1041	6	173				0	173.50	- 173.50	= 0.00	
Misty M. Hasselquist	3601	30	120	177	110	126	413	121.64	- 120.03	= 1.60	413 - 360=53
Deb L. Hatcher	7746	51	151	174	155	156	485	152.43	- 151.88	= 0.54	485 - 453=32
Angie C. Hauserman	5638	51	110	95	114	117	326	110.44	- 110.55	= -0.10	326 - 330=-4
Rose Hemmingsen	5439	45	120				0	120.87	- 120.87	= 0.00	
David D. Hibberd	10683	60	178	202	160	218	580	178.78	- 178.05	= 0.73	580 - 534=46
Peg Hickman	4416	36	122				0	122.67	- 122.67	= 0.00	
Chloe L. Howard	1469	12	122				0	122.42	- 122.42	= 0.00	
Arlen L. Jorgensen	477	3	159				0	159.00	- 159.00	= 0.00	
Sheri L. Jorgensen	6346	42	151	143	142	143	428	150.53	- 151.10	= -0.56	428 - 453=-25
Casey Kates	8609	54	159	180	202	177	559	160.84	- 159.43	= 1.42	559 - 477=82
Jerilynn L. Kates	2828	21	134	139	137	160	436	136.00	- 134.67	= 1.33	436 - 402=34
Nick Kidd	2252	12	187				0	187.67	- 187.67	= 0.00	
Beckie S. King	6761	48	140	192	128	180	500	142.37	- 140.85	= 1.52	500 - 420=80
Dani Krotz	7050	45	156	139	140	168	447	156.19	- 156.67	= -0.48	447 - 468=-21
John L. Krotz	5976	33	181				0	181.09	- 181.09	= 0.00	
Tyler J. Krotz	684	9	76				0	76.00	- 76.00	= 0.00	
Larry L. Lambrecht	2240	15	149				0	149.33	- 149.33	= 0.00	
Michelle L. Limbach	10667	60	177	188	170	202	560	178.21	- 177.78	= 0.42	560 - 531=29
Sheri J. Londer	6232	48	129	155	159	154	468	131.37	- 129.83	= 1.54	468 - 387=81
Kathy Maxson	5207	39	133	122	134	126	382	133.07	- 133.51	= -0.44	382 - 399=-17
Lindsay L. McLaughlin	6977	51	136	156	113	144	413	136.85	- 136.80	= 0.05	413 - 408=5
Rebecca L. McPherson	10418	54	192	207	238	170	615	193.56	- 192.93	= 0.64	615 - 576=39
Jacqui Moore	4841	39	124	106	165	119	390	124.55	- 124.13	= 0.42	390 - 372=18
Hewitt P. Moyer	6360	36	176				0	176.67	- 176.67	= 0.00	
Wendy L. Pohl	1047	9	116				0	116.33	- 116.33	= 0.00	
Andrea C. Riessland	2597	24	108	77	115	118	310	107.67	- 108.21	= -0.54	310 - 324=-14
Amanda B. Smallcomb	1487	12	123	114	134	173	421	127.20	- 123.92	= 3.28	421 - 369=52
Alex Trevino	4975	45	110				0	110.56	- 110.56	= 0.00	
Krista K. Wiester	8275	48	172	191	146	132	469	171.45	- 172.40	= -0.94	469 - 516=-47
Steph Zajicek	6759	42	160				0	160.93	- 160.93	= 0.00	

Applette 2025-26

Big Apple Fun Center

* Bowlers listed must have a minimum of 1 games.

High Average Listing

	<u>Name</u>	<u>True Average</u>	<u>Pins</u>	<u>Gms</u>	<u>To Raise Avg +1</u>	<u>To Drop Avg -1</u>
1	Jason S. Feddersen	234.67	704	3	706	699
2	Rebecca L. McPherson	193.56	11033	57	607	546
3	Nick Kidd	187.67	2252	12	568	552
4	John L. Krotz	181.09	5976	33	576	539
5	David D. Hibberd	178.78	11263	63	551	484
6	Michelle L. Limbach	178.21	11227	63	587	520
7	Hewitt P. Moyer	176.67	6360	36	543	503
8	Rich Hancock	173.50	1041	6	525	515
9	Krista K. Wiester	171.45	8744	51	544	489
10	Steph Zajicek	160.93	6759	42	486	440
11	Casey Kates	160.84	9168	57	492	431
12	Arlen L. Jorgensen	159.00	477	3	483	476
13	Dani Krotz	156.19	7497	48	510	458
14	Deb L. Hatcher	152.43	8231	54	490	432
15	Sheri L. Jorgensen	150.53	6774	45	474	425
16	Larry L. Lambrecht	149.33	2240	15	460	441
17	Beckie S. King	142.37	7261	51	461	406
18	Lindsay L. McLaughlin	136.85	7390	54	419	361
19	Jerilynn L. Kates	136.00	3264	24	435	407
20	Kathy Maxson	133.07	5589	42	441	395
21	Sheri J. Londer	131.37	6700	51	428	373
22	DeAnn M. Brickner	127.33	764	6	388	378
23	Amanda B. Smallcomb	127.20	1908	15	396	377
24	Jacqui Moore	124.55	5231	42	394	348
25	Peg Hickman	122.67	4416	36	381	341
26	Chloe L. Howard	122.42	1469	12	376	360
27	Misty M. Hasselquist	121.64	4014	33	378	341
28	Rose Hemmingsen	120.87	5439	45	369	320
29	Emilie E. Adamson	119.79	4672	39	368	325
30	Wendy L. Pohl	116.33	1047	9	357	344
31	Alex Trevino	110.56	4975	45	353	304
32	Angie C. Hauserman	110.44	5964	54	363	305
33	Andrea C. Riessland	107.67	2907	27	333	302
34	Dawn M. Chadrick	103.42	3413	33	331	294
35	Tyler J. Krotz	76.00	684	9	240	227

Applette 2025-26

Big Apple Fun Center

* Bowlers listed must have a minimum of 22 games.

Note: This report includes information through January 29 which is Week 21 of 31

Most Improved Averages

Name	True		Most Improved		Name	True		Most Improved	
	Average	Gms	Avg	+/-		Average	Gms	Avg	+/-
Rebecca L. McPherson	193.56	57	183	+10.56	Peg Hickman	122.67	36	120	+2.67
Krista K. Wiester	171.45	51	164	+7.45	Misty M. Hasselquist	121.64	33	119	+2.64
Deb L. Hatcher	152.43	54	146	+6.43	Sheri L. Jorgensen	150.53	45	148	+2.53
David D. Hibberd	178.78	63	173	+5.78	Kathy Maxson	133.07	42	131	+2.07
Rose Hemmingsen	120.87	45	116	+4.87	Jerilynn L. Kates	136.00	24	134	+2.00
John L. Krotz	181.09	33	177	+4.09	Jacqui Moore	124.55	42	123	+1.55
Steph Zajicek	160.93	42	157	+3.93	Beckie S. King	142.37	51	141	+1.37
Angie C. Hauserman	110.44	54	107	+3.44	Dawn M. Chadrick	103.42	33	103	+0.42
Michelle L. Limbach	178.21	63	175	+3.21	Emilie E. Adamson	119.79	39	120	-0.21
Dani Krotz	156.19	48	153	+3.19	Alex Trevino	110.56	45	112	-1.44
Casey Kates	160.84	57	158	+2.84	Sheri J. Londer	131.37	51	133	-1.63
Hewitt P. Moyer	176.67	36	174	+2.67	Lindsay L. McLaughlin	136.85	54	140	-3.15
Andrea C. Riessland	107.67	27	105	+2.67					

Applette 2025-26

Big Apple Fun Center

* Bowlers listed must have a minimum of 1 games.

Most Pins Over Average

Name	-----Old-----		Old					---Average Change---			Weekly Over Avg
	Pins	Games	Avg	-1-	-2-	-3-	Total	New - Old	---> +/-	Series Avg +/-	
Casey Kates	8609	54	159	180	202	177	559	160.84 - 159.43	= 1.42	559 - 477=82	
Sheri J. Londer	6232	48	129	155	159	154	468	131.37 - 129.83	= 1.54	468 - 387=81	
Beckie S. King	6761	48	140	192	128	180	500	142.37 - 140.85	= 1.52	500 - 420=80	
Misty M. Hasselquist	3601	30	120	177	110	126	413	121.64 - 120.03	= 1.60	413 - 360=53	
Amanda B. Smallcomb	1487	12	123	114	134	173	421	127.20 - 123.92	= 3.28	421 - 369=52	
David D. Hibberd	10683	60	178	202	160	218	580	178.78 - 178.05	= 0.73	580 - 534=46	
Rebecca L. McPherson	10418	54	192	207	238	170	615	193.56 - 192.93	= 0.64	615 - 576=39	
Jerilynn L. Kates	2828	21	134	139	137	160	436	136.00 - 134.67	= 1.33	436 - 402=34	
Deb L. Hatcher	7746	51	151	174	155	156	485	152.43 - 151.88	= 0.54	485 - 453=32	
Michelle L. Limbach	10667	60	177	188	170	202	560	178.21 - 177.78	= 0.42	560 - 531=29	
Jacqui Moore	4841	39	124	106	165	119	390	124.55 - 124.13	= 0.42	390 - 372=18	
Lindsay L. McLaughlin	6977	51	136	156	113	144	413	136.85 - 136.80	= 0.05	413 - 408=5	
Jason S. Feddersen	0	0	234	268	224	212	704	234.67 - 0.00	= 234.67	704 - 702=2	
Emilie E. Adamson	4314	36	119	125	118	115	358	119.79 - 119.83	= -0.04	358 - 357=1	
Angie C. Hauserman	5638	51	110	95	114	117	326	110.44 - 110.55	= -0.10	326 - 330=-4	
Andrea C. Riessland	2597	24	108	77	115	118	310	107.67 - 108.21	= -0.54	310 - 324=-14	
Kathy Maxson	5207	39	133	122	134	126	382	133.07 - 133.51	= -0.44	382 - 399=-17	
Dani Krotz	7050	45	156	139	140	168	447	156.19 - 156.67	= -0.48	447 - 468=-21	
Sheri L. Jorgensen	6346	42	151	143	142	143	428	150.53 - 151.10	= -0.56	428 - 453=-25	
Krista K. Wiester	8275	48	172	191	146	132	469	171.45 - 172.40	= -0.94	469 - 516=-47	

Applette 2025-26

Big Apple Fun Center

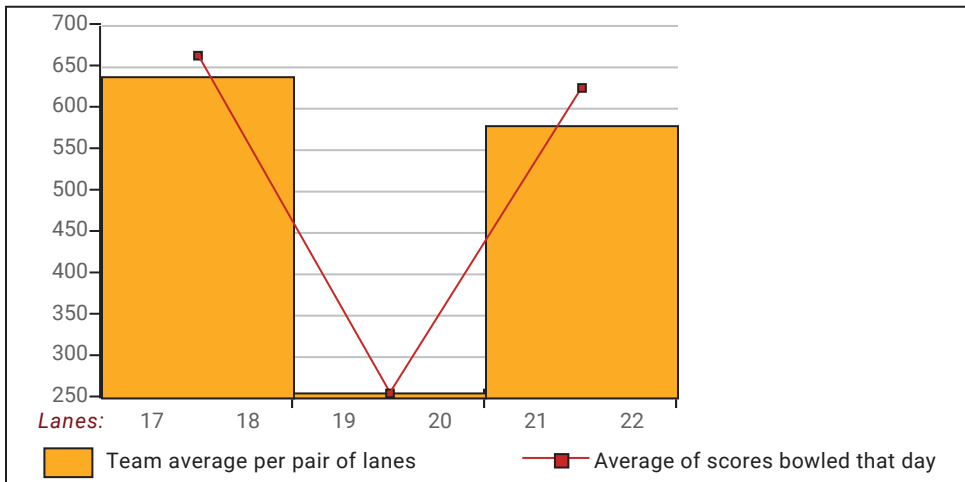
This report is for scores bowled January 29 which is Week 21 of 31

This Week's Statistics

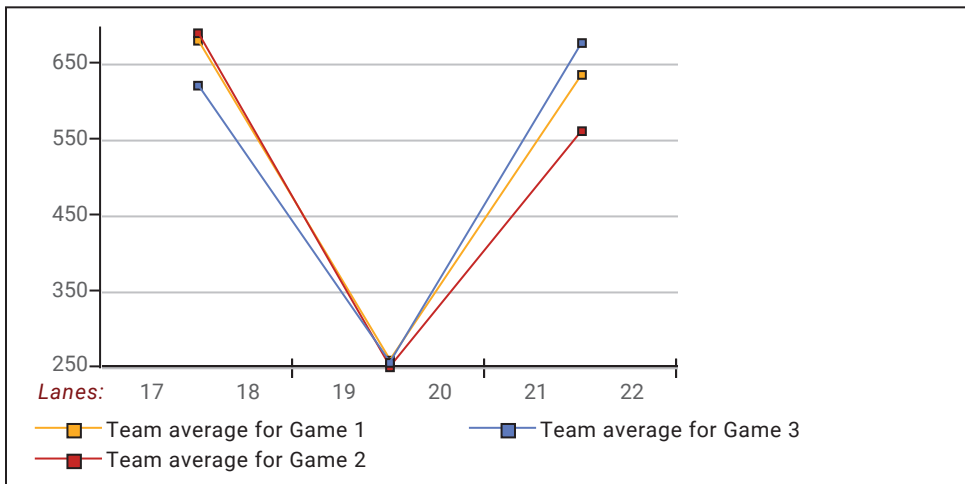
	<u>Over All</u>	<u>Men</u>	<u>Women</u>
How many people bowled	20	2	18
Number of games bowled	60	6	54
Actual average of week's scores	154.40	214.00	147.78
How many games above average	37	4	33
How many games below average	22	1	21
Pins above/below average per game	8.20	19.00	7.00
How many people raised average by this amount	13 2.78	2 11.70	11 1.16
How many people went down by this amount	7 -0.44	-- 0.00	7 -0.44
League average before bowling	146.73	195.02	141.36
League average after bowling	148.38	206.72	141.90
Change in league average	1.65	11.70	0.54
800s	--	--	--
775s	--	--	--
750s	--	--	--
725s	--	--	--
700s	1	1	--
675s	--	--	--
650s	--	--	--
625s	--	--	--
600s	1	--	1
575s	1	1	--
550s	2	--	2
525s	--	--	--
500s	1	--	1
475s	1	--	1
450s	2	--	2
425s	3	--	3
400s	3	--	3
below 400	5	--	5
300s	--	--	--
275s	--	--	--
250s	1	1	--
225s	1	--	1
200s	7	4	3
175s	7	--	7
150s	14	1	13
125s	16	--	16
100s	12	--	12
below 100	2	--	2

This report is for scores bowled January 29 which is Week 21 of 31

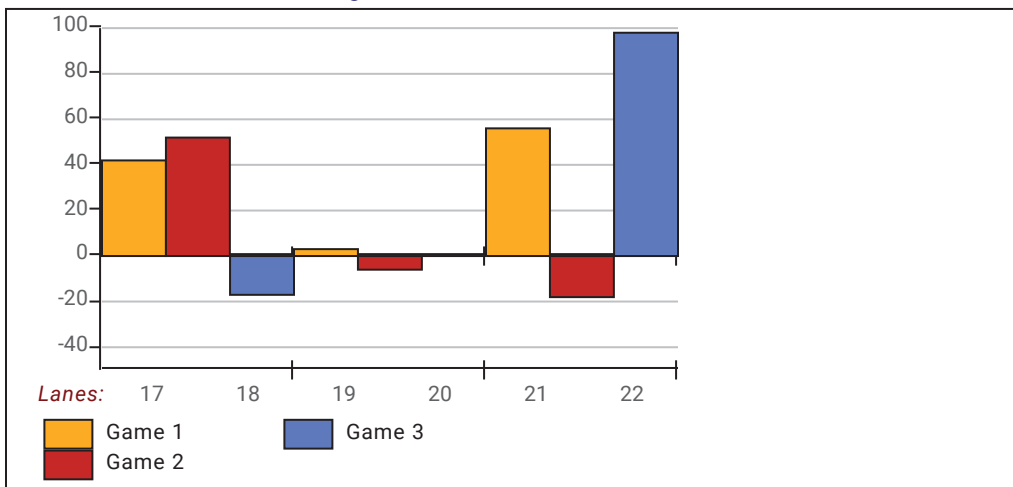
Team Average vs Avg of Scores



Average of Scores for Each Game

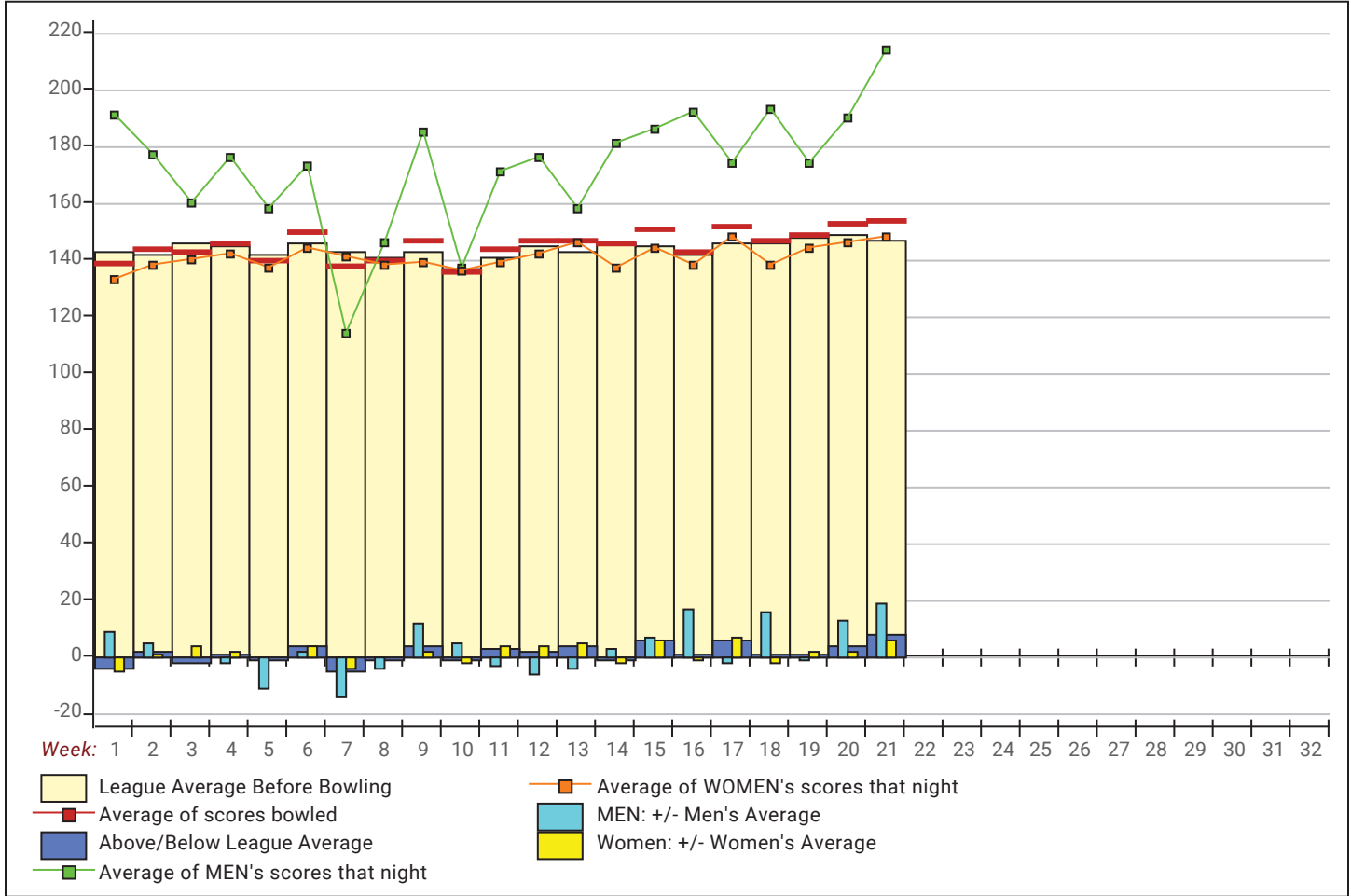


Amount Over/Under Team Average



This report is for scores bowled January 29 which is Week 21 of 31

League Average Week-by-Week



League Average Statistics for Last Week

	League	Right Hand	Left Hand	Men (Lft+Rt)	Women (Lft+Rt)
League Average Before Bowling	146.73	146.73		195.02	141.36
Average of scores bowled that night	154.40	154.40		214.00	147.78
New League Average After Bowling	148.38	148.38		206.72	141.90
Change in League Average	1.65	1.65		11.70	.54
People Who Bowled Over Average	13	13		2	11
People Who Bowled Under Average	7	7			7
Average Amount of Series Over Avg	47.62	47.62		57.00	45.91
Average Amount of Series Under Avg	-18.14	-18.14			-18.14
Difference Avg, NiteAvg	8.20	8.20		19.00	7.00
Number of Bowlers	20	20		2	18
Number of Games Bowled	60	60		6	54
People Who Raised Their Average	13	13		2	11
Raised By an Average of This Amount	2.78	2.78		11.70	1.16
People Who Lowered Their Average	7	7			7
Lowered By an Average of This Amou	-.44	-.44			-.44
Number of Games Bowled Over Avera	37	37		4	33
Number of Games Bowled Under Avera	22	22		1	21

Note: Averages are based only on people who bowled.

Press Release -- 1/30/2026

1/29/2026 Week 21 of 31

Applette 2025-26

Thursday 6:30 pm

Big Apple Fun Center

Lanes 17 - 22

Team Standings

Place	Team Name	Avg p/gm	Points Won	Points Lost	Year-To-Date WON	Y-T-D LOST
1	Living on a Spare	638	38	16	119	70
2	Hatch's Helping Hands	537	36	18	108	81
3	Streamline Painting	496	32	22	102	87
4	Joe's Honky Tonk	664	27	27	120	69
5	Stick Creek Sales	554	25	29	103	86
6	Bye Team		4	50	15	174

*** Although not shown, standings are determined by points only for the current split

Last Week's Top Scores

	Scratch Game	Scratch Series	Handicap Game	Handicap Series
Men	268 Jason Feddersen	704 Jason Feddersen	268 Jason Feddersen	704 Jason Feddersen
	218 David Hibberd	580 David Hibberd	250 David Hibberd	676 David Hibberd
Women	238 Rebecca McPherson	615 Rebecca McPherson	267 Misty Hasselquist	712 Casey Kates
	202 Casey Kates	560 Michelle Limbach	262 Beckie King	711 Sheri Londer
	202 Michelle Limbach	559 Casey Kates	260 Amanda Smallcomb	710 Beckie King
	192 Beckie King	500 Beckie King	256 Rebecca McPherson	683 Misty Hasselquist
	191 Krista Wiester	485 Deb Hatcher	253 Casey Kates	682 Amanda Smallcomb
	177 Misty Hasselquist	469 Krista Wiester	251 Jacqui Moore	669 Rebecca McPherson
	174 Deb Hatcher	468 Sheri Londer	240 Sheri Londer	664 Jerilynn Kates
	173 Amanda Smallcomb	447 Dani Krotz	236 Jerilynn Kates	662 Deb Hatcher
	168 Dani Krotz	436 Jerilynn Kates	235 Michelle Limbach	659 Michelle Limbach
	165 Jacqui Moore	428 Sheri Jorgensen	233 Deb Hatcher	648 Jacqui Moore

Local and Bowling Center Awards

Name	USBC ID Number	Award Average	Award Games	G1	G2	G3	Series	Award Score	Award Received
Jason S. Feddersen	11-389086 USBC			268	224	212	704	704	700 Series (Local Assoc. Awards)
	11-389086 USBC	212	75	268	224	212	704	268	250 Game (Local Assoc. Awards)
Misty M. Hasselquist	4132-1526 USBC	120	30	177	110	126	413	413	400 Series (Local Assoc. Awards)
	4132-1526 USBC	120	30	177	110	126	413	177	175 Game (Local Assoc. Awards)
Casey Kates	6212-78 USBC	159	54	180	202	177	559	202	200 Game (Local Assoc. Awards)
Beckie S. King	4132-64 USBC	140	48	192	128	180	500	500	500 Series (Local Assoc. Awards)
	4132-64 USBC	140	48	192	128	180	500	192	175 Game (Local Assoc. Awards)
	4132-64 USBC	140	48	192	128	180	500	180	175 Game (Local Assoc. Awards)