

Applette 2025-26

Thursday 6:30 pm

Big Apple Fun Center

Lanes 17 - 22

*** No league play last week! ***

President: Michelle Limbach (308)627-5811

Vice President: Krista Wiester (402)677-7680

Secretary/Treasurer: Rebecca McPherson (402)984-0342

Team Standings

Place	#	Team Name	Points Won	Points Lost	%Won	Pins + HDCP	Scratch Pins	Avg p/gm	High Game	High Sers	HDCP Game	HDCP Sers
1	5	Joe's Honky Tonk	84	42	66.7	35649	27189	647	765	2177	931	2683
2	2	Stick Creek Sales	78	48	61.9	35358	23415	557	692	1900	964	2716
3	1	Living on a Spare	75	51	59.5	35260	26143	622	739	2051	931	2614
4	3	Hatch's Helping Hands	69	57	54.8	35455	22468	534	631	1712	934	2631
5	4	Streamline Painting	61	65	48.4	35168	20177	480	565	1595	918	2642
6	6	Bye Team	11	115		0	0		0	0	0	0

Review of Last Week's Bowling.....

Lanes	Team Name	HDCP -1-	HDCP -2-	HDCP -3-	HDCP Total	Last Wk WON	Team Name	HDCP -1-	HDCP -2-	HDCP -3-	HDCP Total	Last Wk WON
17-18	Living on a Spare	855	809	745	2409	3	<---> Streamline Painting	817	826	835	2478	6
19-20	Joe's Honky Tonk	860	884	931	2675	6	<---> Hatch's Helping Hand	878	826	815	2519	3
21-22	Bye Team	0	0	0	0	1	<---> Stick Creek Sales	855	851	799	2505	8

Lane Assignments

	17-18	19-20	21-22
Wk15 12/04	5- 2	1- 3	4- 6
Wk16 12/11	3- 6	2- 4	5- 1
Wk17 12/18	5- 4	6- 1	2- 3

Position Round- Start Lane - 17

Last Week's Top Scores

	Team Scratch Game	Team Scratch Series	Team Handicap Game	Team Handicap Series
	765 Joe's Honky Tonk	2177 Joe's Honky Tonk	931 Joe's Honky Tonk	2675 Joe's Honky Tonk
	673 Living on a Spare	1863 Living on a Spare	878 Hatch's Helping Hands	2519 Hatch's Helping Ha
	582 Stick Creek Sales	1686 Stick Creek Sales	855 Living on a Spare	2505 Stick Creek Sales
	577 Hatch's Helping Hands	1616 Hatch's Helping Hands	855 Stick Creek Sales	2478 Streamline Paintin
	473 Streamline Painting	1392 Streamline Painting	835 Streamline Painting	2409 Living on a Spare
Men	Scratch Game	Scratch Series	Handicap Game	Handicap Series
	235 John Krotz	646 John Krotz	274 John Krotz	763 John Krotz
	201 Nick Kidd	517 David Hibberd	228 David Hibberd	626 Hewitt Moyer
	192 David Hibberd	515 Hewitt Moyer	219 Nick Kidd	625 David Hibberd
	181 Hewitt Moyer	497 Nick Kidd	218 Hewitt Moyer	551 Nick Kidd
Women				
	192 Steph Zajicek	517 Michelle Limbach	249 Dani Krotz	671 Dani Krotz
	191 Dani Krotz	516 Rebecca McPherson	244 Steph Zajicek	657 Alex Trevino
	190 Rebecca McPherson	497 Dani Krotz	238 Alex Trevino	644 Sheri Jorgensen
	187 Michelle Limbach	490 Krista Wiester	235 Lindsay McLaughlin	641 Deb Hatcher
	172 Krista Wiester	468 Steph Zajicek	234 Andrea Riessland	636 Angie Hauserman
	171 Deb Hatcher	458 Deb Hatcher	232 Deb Hatcher	629 Chloe Howard
	165 Lindsay McLaughlin	458 Sheri Jorgensen	227 Angie Hauserman	628 Lindsay McLaughlin
	156 Sheri Jorgensen	418 Lindsay McLaughlin	226 Chloe Howard	627 Andrea Riessland
	139 Alex Trevino	388 Sheri Londer	220 Michelle Limbach	624 Steph Zajicek
	138 Chloe Howard	365 Chloe Howard	218 Jacqui Moore	622 Sheri Londer
			218 Sheri Jorgensen	

Season High Scores

	Team Scratch Game	Team Scratch Series	Team Handicap Game	Team Handicap Series
	765 Joe's Honky Tonk	2177 Joe's Honky Tonk	964 Stick Creek Sales	2716 Stick Creek Sales
	739 Living on a Spare	2051 Living on a Spare	934 Hatch's Helping Hands	2683 Joe's Honky Tonk
	692 Stick Creek Sales	1900 Stick Creek Sales	931 Living on a Spare	2642 Streamline Paintin
	631 Hatch's Helping Hands	1712 Hatch's Helping Hands	931 Joe's Honky Tonk	2631 Hatch's Helping Ha
	565 Streamline Painting	1595 Streamline Painting	918 Streamline Painting	2614 Living on a Spare

Applette 2025-26

	<u>Scratch Game</u>	<u>Scratch Series</u>	<u>Handicap Game</u>	<u>Handicap Series</u>
Men	243 Hewitt Moyer	646 John Krotz	274 John Krotz	763 John Krotz
	235 John Krotz	624 Hewitt Moyer	260 Hewitt Moyer	732 Hewitt Moyer
	227 David Hibberd	587 Nick Kidd	260 David Hibberd	689 Larry Lambrecht
	214 Nick Kidd	563 David Hibberd	248 Larry Lambrecht	671 David Hibberd
	184 Larry Lambrecht	497 Larry Lambrecht	229 Nick Kidd	645 Tyler Krotz
	92 Tyler Krotz	245 Tyler Krotz	228 Tyler Krotz	632 Nick Kidd
Women	258 Rebecca McPherson	620 Rebecca McPherson	283 Rebecca McPherson	784 Beckie King
	227 Michelle Limbach	602 Michelle Limbach	277 Steph Zajicek	744 Kathy Maxson
	216 Steph Zajicek	556 Beckie King	276 Kathy Maxson	744 Michelle Limbach
	213 Krista Wiester	547 Krista Wiester	274 Michelle Limbach	728 Lindsay McLaughlin
	199 Casey Kates	541 Steph Zajicek	269 Emilie Adamson	722 Rose Hemmingsen
	195 Deb Hatcher	523 Sheri Jorgensen	267 Beckie King	721 Jacqui Moore
	191 Dani Krotz	521 Casey Kates	265 Krista Wiester	712 Steph Zajicek
	191 Kathy Maxson	503 Deb Hatcher	260 Rose Hemmingsen	699 Rebecca McPherson
	191 Beckie King	497 Dani Krotz	260 Deb Hatcher	698 Deb Hatcher
	186 Sheri Jorgensen	489 Kathy Maxson	257 Dani Krotz	694 Krista Wiester

Team Rosters

1 - Living on a Spare

<u>Name</u>	<u>Avg</u>	<u>HDCP</u>	<u>Pins</u>	<u>Gms</u>	<u>Points Won</u>	<u>High Game</u>	<u>High Sers</u>	<u>HDCP Game</u>	<u>HDCP Sers</u>	<u>0's</u>	<u>100's</u>	<u>200's</u>	<u>0's</u>	<u>400's</u>	<u>500's</u>
Alex Trevino	112	98	3364	30	6.0	152	403	247	682	7	23	--	9	1	--
DeAnn M. Brickner	125	85	375	3	1.0	147	375	232	630	--	3	--	1	--	--
Casey Kates	158	52	5719	36	10.0	199	521	255	680	--	36	--	--	9	3
Krista K. Wiester	166	44	6010	36	9.0	213	547	265	694	--	33	3	--	5	7
Rebecca L. McPherson	186	24	6723	36	14.0	258	620	283	699	--	26	10	--	1	11

2 - Stick Creek Sales

<u>Name</u>	<u>Avg</u>	<u>HDCP</u>	<u>Pins</u>	<u>Gms</u>	<u>Points Won</u>	<u>High Game</u>	<u>High Sers</u>	<u>HDCP Game</u>	<u>HDCP Sers</u>	<u>0's</u>	<u>100's</u>	<u>200's</u>	<u>0's</u>	<u>400's</u>	<u>500's</u>
Emilie E. Adamson	119	91	2875	24	8.0	168	406	269	689	1	23	--	7	1	--
Chloe L. Howard	122	88	1469	12	4.0	153	374	241	641	2	10	--	4	--	--
Sheri J. Londer	132	78	3974	30	7.0	177	472	246	679	1	29	--	5	5	--
Lindsay L. McLaughlin	140	70	5066	36	8.0	175	471	256	728	--	36	--	3	9	--
Beckie S. King	141	69	4657	33	4.5	191	556	267	784	--	33	--	2	8	1
Hewitt P. Moyer	173	37	4687	27	11.0	243	624	260	732	--	24	3	--	3	6

3 - Hatch's Helping Hands

<u>Name</u>	<u>Avg</u>	<u>HDCP</u>	<u>Pins</u>	<u>Gms</u>	<u>Points Won</u>	<u>High Game</u>	<u>High Sers</u>	<u>HDCP Game</u>	<u>HDCP Sers</u>	<u>0's</u>	<u>100's</u>	<u>200's</u>	<u>0's</u>	<u>400's</u>	<u>500's</u>
Angie C. Hauserman	107	103	3543	33	4.0	153	368	244	683	10	23	--	11	--	--
Peg Hickman	120	90	2540	21	5.0	145	406	237	682	3	18	--	6	1	--
Jacqui Moore	124	86	3745	30	4.5	165	444	252	721	2	28	--	7	3	--
Jerilynn L. Kates	138	72	2489	18	5.0	172	448	245	682	--	18	--	2	4	--
Deb L. Hatcher	150	60	5403	36	9.5	195	503	260	698	--	36	--	2	9	1
Steph Zajicek	158	52	4748	30	9.0	216	541	277	712	--	29	1	--	7	3

4 - Streamline Painting


<u>Name</u>	<u>Avg</u>	<u>HDCP</u>	<u>Pins</u>	<u>Gms</u>	<u>Points Won</u>	<u>High Game</u>	<u>High Sers</u>	<u>HDCP Game</u>	<u>HDCP Sers</u>	<u>0's</u>	<u>100's</u>	<u>200's</u>	<u>0's</u>	<u>400's</u>	<u>500's</u>
Dawn M. Chadrick	103	107	3113	30	5.0	127	337	233	658	10	20	--	10	--	--
Andrea C. Riessland	105	105	2218	21	3.0	147	374	234	651	10	11	--	7	--	--
Rose Hemmingsen	120	90	3601	30	6.5	149	400	260	722	3	27	--	9	1	--
Kathy Maxson	131	79	3553	27	7.0	191	489	276	744	1	26	--	5	4	--
Sheri L. Jorgensen	148	62	3572	24	5.5	186	523	244	673	--	24	--	1	6	1

5 - Joe's Honky Tonk


Name	Avg	HDCP	Pins	Gms	Points	High	High	HDCP	HDCP	0's	100's	200's	0's	400's	500's
					Won	Game	Sers	Game	Sers						
Amanda B. Smallcomb	128	82	1155	9	3.0	158	403	243	666	--	9	--	2	1	--
Larry L. Lambrecht	149	61	2240	15	3.0	184	497	248	689	--	15	--	--	5	--
Dani Krotz	154	56	4625	30	6.0	191	497	257	688	--	30	--	--	10	--
David D. Hibberd	173	37	7306	42	11.0	227	563	260	671	--	35	7	--	3	11
Michelle L. Limbach	177	33	7442	42	16.0	227	602	274	744	--	35	7	--	4	10
John L. Krotz	177	33	3737	21	7.0	235	646	274	763	--	17	4	--	3	4

6 - Bye Team

Temporary Substitutes

 **Men**

Name	Avg	HDCP	Pins	Gms	Points	High	High	HDCP	HDCP	0's	100's	200's	0's	400's	500's
					Won	Game	Sers	Game	Sers						
Nick Kidd	183	27	1654	9	3.0	214	587	229	632	--	6	3	--	1	2
Tyler J. Krotz	76	134	684	9	2.0	92	245	228	645	9	--	--	3	--	--

 **Women**

Name	Avg	HDCP	Pins	Gms	Points	High	High	HDCP	HDCP	0's	100's	200's	0's	400's	500's
					Won	Game	Sers	Game	Sers						
Misty M. Hasselquist	119	91	2156	18	5.0	155	399	245	669	--	18	--	6	--	--
Wendy L. Pohl	119	91	359	3	1.0	138	359	229	632	--	3	--	1	--	--

High Individual Match Points

16 Michelle Limbach	14 Rebecca McPherson	11 Hewitt Moyer	11 David Hibberd
10 Casey Kates	9.5 Deb Hatcher	9 Steph Zajicek	9 Krista Wiester

Individual High Averages

Men	Women
177.95 John Krotz	186.75 Rebecca McPherson
173.95 David Hibberd	177.19 Michelle Limbach
173.59 Hewitt Moyer	166.94 Krista Wiester
	158.86 Casey Kates
	158.27 Steph Zajicek
	154.17 Dani Krotz
	150.08 Deb Hatcher
	148.83 Sheri Jorgensen
	141.12 Beckie King
	140.72 Lindsay McLaughlin

Most Improved Average

146 to 150.08 = +4.08 Deb Hatcher	116 to 120.03 = +4.03 Rose Hemmingse	183 to 186.75 = +3.75 Rebecca McPhers
164 to 166.94 = +2.94 Krista Wiester	175 to 177.19 = +2.19 Michelle Limbach	123 to 124.83 = +1.83 Jacqui Moore

Most Un-Improved Averages

133 to 132.47 = -0.53 Sheri Londer	174 to 173.59 = -0.41 Hewitt Moyer	120 to 119.79 = -0.21 Emilie Adamson
141 to 141.12 = +0.12 Beckie King	112 to 112.13 = +0.13 Alex Trevino	107 to 107.36 = +0.36 Angie Hauserma

Applette 2025-26

Big Apple Fun Center

Reprint of Scores -- Week 14

Lane 17 1 - Living on a Spare Week 14 11/20/2025

Name	Old	Old	-1-	-2-	-3-	Total	HDCP	
	Avg	HDCP					Total	
Alex Trevino	111	99	119	139	102	360	657	
Krista K. Wiester	167	43	163	172	155	490	619	
Rebecca L. McPherson	188	22	190	181	145	516	582	
Nick Kidd	192	18	201	135	161	497	551	
			====	====	====	====	====	
Scratch Total				673	627	563	1863	1863
Handicap				182	182	182	546	
Total				855	809	745	1863	2409
Team Points Won				1.0	0.0	0.0	1.0	1.0
Match Points Won				0.0	0.0	0.0	2.0	2.0
Total Points Won				1.0	0.0	0.0	3.0	3.0

Lane 18 4 - Streamline Painting Week 14 11/20/2025

Name	Old	Old	-1-	-2-	-3-	Total	HDCP	
	Avg	HDCP					Total	
Dawn M. Chadrick	104	106	100	76	108	284	602	
Andrea C. Riessland	105	105	89	129	94	312	627	
Misty M. Hasselquist	121	89	114	109	115	338	605	
Sheri L. Jorgensen	148	62	152	150	156	458	644	
			====	====	====	====	====	
Scratch Total				455	464	473	1392	1392
Handicap				362	362	362	1086	
Total				817	826	835	1392	2478
Team Points Won				0.0	1.0	1.0	3.0	3.0
Match Points Won				0.0	0.0	0.0	3.0	3.0
Total Points Won				0.0	1.0	1.0	6.0	6.0

Lane 19 5 - Joe's Honky Tonk Week 14 11/20/2025

Name	Old	Old	-1-	-2-	-3-	Total	HDCP	
	Avg	HDCP					Total	
Dani Krotz	152	58	129	177	191	497	671	
John L. Krotz	171	39	235	199	212	646	763	
David D. Hibberd	174	36	143	182	192	517	625	
Michelle L. Limbach	177	33	187	160	170	517	616	
			====	====	====	====	====	
Scratch Total				694	718	765	2177	2177
Handicap				166	166	166	498	
Total				860	884	931	2177	2675
Team Points Won				0.0	1.0	1.0	3.0	3.0
Match Points Won				0.0	0.0	0.0	3.0	3.0
Total Points Won				0.0	1.0	1.0	6.0	6.0

Lane 20 3 - Hatch's Helping Hands Week 14 11/20/2025

Name	Old	Old	-1-	-2-	-3-	Total	HDCP	
	Avg	HDCP					Total	
Angie C. Hauserman	107	103	103	100	124	327	636	
Jacqui Moore	125	85	133	122	108	363	618	
Deb L. Hatcher	149	61	149	171	138	458	641	
Steph Zajicek	158	52	192	132	144	468	624	
			====	====	====	====	====	
Scratch Total				577	525	514	1616	1616
Handicap				301	301	301	903	
Total				878	826	815	1616	2519
Team Points Won				1.0	0.0	0.0	1.0	1.0
Match Points Won				0.0	0.0	0.0	2.0	2.0
Total Points Won				1.0	0.0	0.0	3.0	3.0

Lane 21 6 - Bye Team Week 14 11/20/2025

Name	Old	Old	-1-	-2-	-3-	Total	HDCP
	Avg	HDCP					Total
No one bowled							

Lane 22 2 - Stick Creek Sales Week 14 11/20/2025

Name	Old	Old	-1-	-2-	-3-	Total	HDCP	
	Avg	HDCP					Total	
Chloe L. Howard	122	88	138	121	106	365	629	
Sheri J. Londer	132	78	126	133	129	388	622	
Lindsay L. McLaughlin	140	70	137	165	116	418	628	
Hewitt P. Moyer	173	37	181	159	175	515	626	
			====	====	====	====	====	
Scratch Total				582	578	526	1686	1686
Handicap				273	273	273	819	
Total				855	851	799	1686	2505
Team Points Won				1.0	1.0	0.0	3.0	3.0
Match Points Won				0.0	0.0	0.0	5.0	5.0
Total Points Won				1.0	1.0	0.0	8.0	8.0

Applette 2025-26

Big Apple Fun Center

Note: This report includes information through November 20 which is Week 14 of 31

Match Points Won (This Week) -- Week 14

Lane 17 1 - Living on a Spare Week 14 11/20/2025

Name	Last Wk Won	Last Wk Lost	HDCP -1-	HDCP -2-	HDCP -3-	HDCP Total
Alex Trevino	1.0		218	238	201	657
Krista K. Wiester		1.0	206	215	198	619
Rebecca L. McPherson		1.0	212	203	167	582
Nick Kidd	1.0	1.0	219	153	179	551
=====						
Scratch Total			673	627	563	1863
Handicap			182	182	182	546
Total			855	809	745	2409
Team Points Won			1.0	0.0	0.0	1.0
Match Points Won			0.0	0.0	0.0	2.0
Total Points Won			1.0	0.0	0.0	3.0

Lane 18 4 - Streamline Painting Week 14 11/20/2025

Name	Last Wk Won	Last Wk Lost	HDCP -1-	HDCP -2-	HDCP -3-	HDCP Total
Dawn M. Chadrick		1.0	206	182	214	602
Andrea C. Riessland	1.0		194	234	199	627
Misty M. Hasselquist	1.0		203	198	204	605
Sheri L. Jorgensen	1.0		214	212	218	644
=====						
Scratch Total			455	464	473	1392
Handicap			362	362	362	1086
Total			817	826	835	2478
Team Points Won			0.0	1.0	1.0	3.0
Match Points Won			0.0	0.0	0.0	3.0
Total Points Won			0.0	1.0	1.0	6.0

Lane 19 5 - Joe's Honky Tonk Week 14 11/20/2025

Name	Last Wk Won	Last Wk Lost	HDCP -1-	HDCP -2-	HDCP -3-	HDCP Total
Dani Krotz	1.0		187	235	249	671
John L. Krotz	2.0		274	238	251	763
David D. Hibberd		1.0	179	218	228	625
Michelle L. Limbach		1.0	220	193	203	616
=====						
Scratch Total			694	718	765	2177
Handicap			166	166	166	498
Total			860	884	931	2675
Team Points Won			0.0	1.0	1.0	3.0
Match Points Won			0.0	0.0	0.0	3.0
Total Points Won			0.0	1.0	1.0	6.0

Lane 20 3 - Hatch's Helping Hands Week 14 11/20/2025

Name	Last Wk Won	Last Wk Lost	HDCP -1-	HDCP -2-	HDCP -3-	HDCP Total
Angie C. Hauserman		1.0	206	203	227	636
Jacqui Moore		1.0	218	207	193	618
Deb L. Hatcher	1.0		210	232	199	641
Steph Zajicek	1.0		244	184	196	624
=====						
Scratch Total			577	525	514	1616
Handicap			301	301	301	903
Total			878	826	815	2519
Team Points Won			1.0	0.0	0.0	1.0
Match Points Won			0.0	0.0	0.0	2.0
Total Points Won			1.0	0.0	0.0	3.0

Lane 21 6 - Bye Team Week 14 11/20/2025

Name	Last Wk Won	Last Wk Lost	HDCP -1-	HDCP -2-	HDCP -3-	HDCP Total
No one bowled						

Lane 22 2 - Stick Creek Sales Week 14 11/20/2025

Name	Last Wk Won	Last Wk Lost	HDCP -1-	HDCP -2-	HDCP -3-	HDCP Total
Chloe L. Howard	1.0		226	209	194	629
Sheri J. Londer	1.0		204	211	207	622
Lindsay L. McLaughlin	1.0		207	235	186	628
Hewitt P. Moyer	2.0		218	196	212	626
=====						
Scratch Total			582	578	526	1686
Handicap			273	273	273	819
Total			855	851	799	2505
Team Points Won			1.0	1.0	0.0	3.0
Match Points Won			0.0	0.0	0.0	5.0
Total Points Won			1.0	1.0	0.0	8.0

Applette 2025-26

Big Apple Fun Center

* Bowlers listed must have a minimum of 1 games.

Match Points Won (Total for Year)

Name	Points		%Won	Avg	Gms	Name	Points		%Won	Avg	Gms
	Won	Lost					Won	Lost			
Michelle L. Limbach	16.0	5.0	76.19%	177	42	Sheri L. Jorgensen	5.5	4.5	55.00%	148	24
Rebecca L. McPherson	14.0	6.0	70.00%	186	36	Jerilynn L. Kates	5.0	2.0	71.43%	138	18
Hewitt P. Moyer	11.0	3.0	78.57%	173	27	Dawn M. Chadrick	5.0	7.0	41.67%	103	30
David D. Hibberd	11.0	6.0	64.71%	173	42	Peg Hickman	5.0	2.0	71.43%	120	21
Casey Kates	10.0	4.0	71.43%	158	36	Misty M. Hasselquist	5.0	2.0	71.43%	119	18
Deb L. Hatcher	9.5	4.5	67.86%	150	36	Jacqui Moore	4.5	5.5	45.00%	124	30
Steph Zajicek	9.0	4.0	69.23%	158	30	Beckie S. King	4.5	6.5	40.91%	141	33
Krista K. Wiester	9.0	5.0	64.29%	166	36	Chloe L. Howard	4.0		100.00%	122	12
Emilie E. Adamson	8.0	2.0	80.00%	119	24	Angie C. Hauserman	4.0	7.0	36.36%	107	33
Lindsay L. McLaughlin	8.0	6.0	57.14%	140	36	Larry L. Lambrecht	3.0	3.0	50.00%	149	15
Sheri J. Londer	7.0	3.0	70.00%	132	30	Amanda B. Smallcomb	3.0		100.00%	128	9
Kathy Maxson	7.0	5.0	58.33%	131	27	Andrea C. Riessland	3.0	4.0	42.86%	105	21
John L. Krotz	7.0	2.0	77.78%	177	21	Nick Kidd	3.0	1.0	75.00%	183	9
Rose Hemmingsen	6.5	4.5	59.09%	120	30	Tyler J. Krotz	2.0	1.0	66.67%	76	9
Alex Trevino	6.0	6.0	50.00%	112	30	Wendy L. Pohl	1.0		100.00%	119	3
Dani Krotz	6.0	4.0	60.00%	154	30	DeAnn M. Brickner	1.0		100.00%	125	3

Applette 2025-26

Big Apple Fun Center

* Bowlers listed must have a minimum of 1 games.

Change in Average

Name	-----Old-----		Old					---Average Change---			Weekly Over Avg
	Pins	Games	Avg	-1-	-2-	-3-	Total	New	Old	---> +/-	Series Avg +/-
Emilie E. Adamson	2875	24	119				0	119.79	- 119.79	= 0.00	
DeAnn M. Brickner	375	3	125				0	125.00	- 125.00	= 0.00	
Dawn M. Chadrick	2829	27	104	100	76	108	284	103.77	- 104.78	= -1.01	284 - 312=-28
Misty M. Hasselquist	1818	15	121	114	109	115	338	119.78	- 121.20	= -1.42	338 - 363=-25
Deb L. Hatcher	4945	33	149	149	171	138	458	150.08	- 149.85	= 0.23	458 - 447=11
Angie C. Hauserman	3216	30	107	103	100	124	327	107.36	- 107.20	= 0.16	327 - 321=6
Rose Hemmingsen	3601	30	120				0	120.03	- 120.03	= 0.00	
David D. Hibberd	6789	39	174	143	182	192	517	173.95	- 174.08	= -0.12	517 - 522=-5
Peg Hickman	2540	21	120				0	120.95	- 120.95	= 0.00	
Chloe L. Howard	1104	9	122	138	121	106	365	122.42	- 122.67	= -0.25	365 - 366=-1
Sheri L. Jorgensen	3114	21	148	152	150	156	458	148.83	- 148.29	= 0.55	458 - 444=14
Casey Kates	5719	36	158				0	158.86	- 158.86	= 0.00	
Jerilynn L. Kates	2489	18	138				0	138.28	- 138.28	= 0.00	
Nick Kidd	1157	6	192	201	135	161	497	183.78	- 192.83	= -9.06	497 - 576=-79
Beckie S. King	4657	33	141				0	141.12	- 141.12	= 0.00	
Dani Krotz	4128	27	152	129	177	191	497	154.17	- 152.89	= 1.28	497 - 456=41
John L. Krotz	3091	18	171	235	199	212	646	177.95	- 171.72	= 6.23	646 - 513=133
Tyler J. Krotz	684	9	76				0	76.00	- 76.00	= 0.00	
Larry L. Lambrecht	2240	15	149				0	149.33	- 149.33	= 0.00	
Michelle L. Limbach	6925	39	177	187	160	170	517	177.19	- 177.56	= -0.37	517 - 531=-14
Sheri J. Londer	3586	27	132	126	133	129	388	132.47	- 132.81	= -0.35	388 - 396=-8
Kathy Maxson	3553	27	131				0	131.59	- 131.59	= 0.00	
Lindsay L. McLaughlin	4648	33	140	137	165	116	418	140.72	- 140.85	= -0.13	418 - 420=-2
Rebecca L. McPherson	6207	33	188	190	181	145	516	186.75	- 188.09	= -1.34	516 - 564=-48
Jacqui Moore	3382	27	125	133	122	108	363	124.83	- 125.26	= -0.43	363 - 375=-12
Hewitt P. Moyer	4172	24	173	181	159	175	515	173.59	- 173.83	= -0.24	515 - 519=-4
Wendy L. Pohl	359	3	119				0	119.67	- 119.67	= 0.00	
Andrea C. Riessland	1906	18	105	89	129	94	312	105.62	- 105.89	= -0.27	312 - 315=-3
Amanda B. Smallcomb	1155	9	128				0	128.33	- 128.33	= 0.00	
Alex Trevino	3004	27	111	119	139	102	360	112.13	- 111.26	= 0.87	360 - 333=27
Krista K. Wiester	5520	33	167	163	172	155	490	166.94	- 167.27	= -0.33	490 - 501=-11
Steph Zajicek	4280	27	158	192	132	144	468	158.27	- 158.52	= -0.25	468 - 474=-6

Applette 2025-26

Big Apple Fun Center

* Bowlers listed must have a minimum of 1 games.

High Average Listing

	Name	True Average	Pins	Gms	To Raise Avg +1	To Drop Avg -1
1	Rebecca L. McPherson	186.75	6723	36	570	530
2	Nick Kidd	183.78	1654	9	554	541
3	John L. Krotz	177.95	3737	21	535	510
4	Michelle L. Limbach	177.19	7442	42	568	522
5	David D. Hibberd	173.95	7306	42	524	478
6	Hewitt P. Moyer	173.59	4687	27	533	502
7	Krista K. Wiester	166.94	6010	36	503	463
8	Casey Kates	158.86	5719	36	482	442
9	Steph Zajicek	158.27	4748	30	499	465
10	Dani Krotz	154.17	4625	30	490	456
11	Deb L. Hatcher	150.08	5403	36	486	446
12	Larry L. Lambrecht	149.33	2240	15	460	441
13	Sheri L. Jorgensen	148.83	3572	24	451	423
14	Beckie S. King	141.12	4657	33	455	418
15	Lindsay L. McLaughlin	140.72	5066	36	433	393
16	Jerilynn L. Kates	138.28	2489	18	430	408
17	Sheri J. Londer	132.47	3974	30	415	381
18	Kathy Maxson	131.59	3553	27	407	376
19	Amanda B. Smallcomb	128.33	1155	9	393	380
20	DeAnn M. Brickner	125.00	375	3	381	374
21	Jacqui Moore	124.83	3745	30	380	346
22	Chloe L. Howard	122.42	1469	12	376	360
23	Peg Hickman	120.95	2540	21	364	339
24	Rose Hemmingsen	120.03	3601	30	392	358
25	Emilie E. Adamson	119.79	2875	24	365	337
26	Misty M. Hasselquist	119.78	2156	18	364	342
27	Wendy L. Pohl	119.67	359	3	361	354
28	Alex Trevino	112.13	3364	30	365	331
29	Angie C. Hauserman	107.36	3543	33	345	308
30	Andrea C. Riessland	105.62	2218	21	326	301
31	Dawn M. Chadrick	103.77	3113	30	319	285
32	Tyler J. Krotz	76.00	684	9	240	227

Applette 2025-26

Big Apple Fun Center

* Bowlers listed must have a minimum of 22 games.

Note: This report includes information through November 20 which is Week 14 of 31

Most Improved Averages

Name	True		Most Improved		Name	True		Most Improved	
	Average	Gms	Avg	+/-		Average	Gms	Avg	+/-
Deb L. Hatcher	150.08	36	146	+4.08	Sheri L. Jorgensen	148.83	24	148	+0.83
Rose Hemmingsen	120.03	30	116	+4.03	Dawn M. Chadrick	103.77	30	103	+0.77
Rebecca L. McPherson	186.75	36	183	+3.75	Lindsay L. McLaughlin	140.72	36	140	+0.72
Krista K. Wiester	166.94	36	164	+2.94	Kathy Maxson	131.59	27	131	+0.59
Michelle L. Limbach	177.19	42	175	+2.19	Angie C. Hauserman	107.36	33	107	+0.36
Jacqui Moore	124.83	30	123	+1.83	Alex Trevino	112.13	30	112	+0.13
Steph Zajicek	158.27	30	157	+1.27	Beckie S. King	141.12	33	141	+0.12
Dani Krotz	154.17	30	153	+1.17	Emilie E. Adamson	119.79	24	120	-0.21
David D. Hibberd	173.95	42	173	+0.95	Hewitt P. Moyer	173.59	27	174	-0.41
Casey Kates	158.86	36	158	+0.86	Sheri J. Londer	132.47	30	133	-0.53

Applette 2025-26

Big Apple Fun Center

* Bowlers listed must have a minimum of 1 games.

Most Pins Over Average

Name	-----Old-----		Old				---Average Change---				Weekly Over Avg
	Pins	Games	Avg	-1-	-2-	-3-	Total	New - Old	---> +/-	Series Avg +/-	
John L. Krotz	3091	18	171	235	199	212	646	177.95 - 171.72	= 6.23	646 - 513=133	
Dani Krotz	4128	27	152	129	177	191	497	154.17 - 152.89	= 1.28	497 - 456=41	
Alex Trevino	3004	27	111	119	139	102	360	112.13 - 111.26	= 0.87	360 - 333=27	
Sheri L. Jorgensen	3114	21	148	152	150	156	458	148.83 - 148.29	= 0.55	458 - 444=14	
Deb L. Hatcher	4945	33	149	149	171	138	458	150.08 - 149.85	= 0.23	458 - 447=11	
Angie C. Hauserman	3216	30	107	103	100	124	327	107.36 - 107.20	= 0.16	327 - 321=6	
Chloe L. Howard	1104	9	122	138	121	106	365	122.42 - 122.67	= -0.25	365 - 366=-1	
Lindsay L. McLaughlin	4648	33	140	137	165	116	418	140.72 - 140.85	= -0.13	418 - 420=-2	
Andrea C. Riessland	1906	18	105	89	129	94	312	105.62 - 105.89	= -0.27	312 - 315=-3	
Hewitt P. Moyer	4172	24	173	181	159	175	515	173.59 - 173.83	= -0.24	515 - 519=-4	
David D. Hibberd	6789	39	174	143	182	192	517	173.95 - 174.08	= -0.12	517 - 522=-5	
Steph Zajicek	4280	27	158	192	132	144	468	158.27 - 158.52	= -0.25	468 - 474=-6	
Sheri J. Londer	3586	27	132	126	133	129	388	132.47 - 132.81	= -0.35	388 - 396=-8	
Krista K. Wiester	5520	33	167	163	172	155	490	166.94 - 167.27	= -0.33	490 - 501=-11	
Jacqui Moore	3382	27	125	133	122	108	363	124.83 - 125.26	= -0.43	363 - 375=-12	
Michelle L. Limbach	6925	39	177	187	160	170	517	177.19 - 177.56	= -0.37	517 - 531=-14	
Misty M. Hasselquist	1818	15	121	114	109	115	338	119.78 - 121.20	= -1.42	338 - 363=-25	
Dawn M. Chadrick	2829	27	104	100	76	108	284	103.77 - 104.78	= -1.01	284 - 312=-28	
Rebecca L. McPherson	6207	33	188	190	181	145	516	186.75 - 188.09	= -1.34	516 - 564=-48	
Nick Kidd	1157	6	192	201	135	161	497	183.78 - 192.83	= -9.06	497 - 576=-79	

Applette 2025-26

Big Apple Fun Center

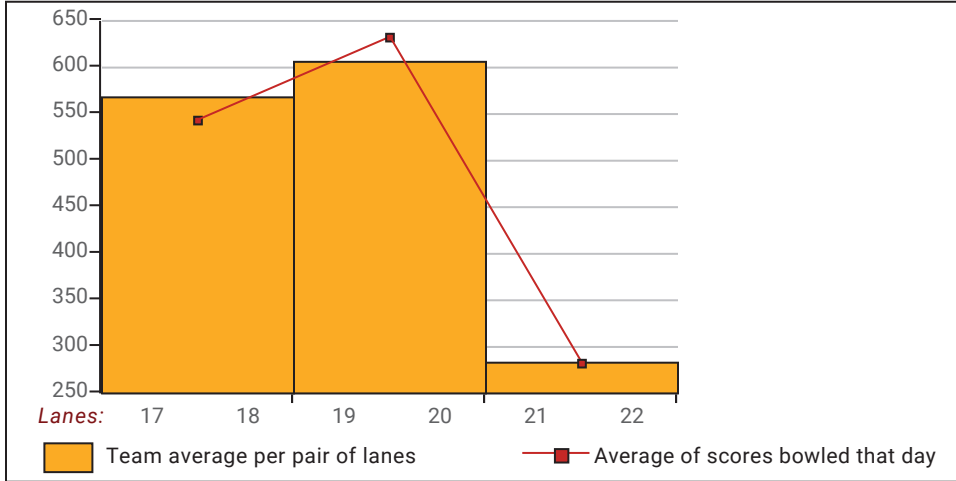
This report is for scores bowled November 20 which is Week 14 of 31

This Week's Statistics

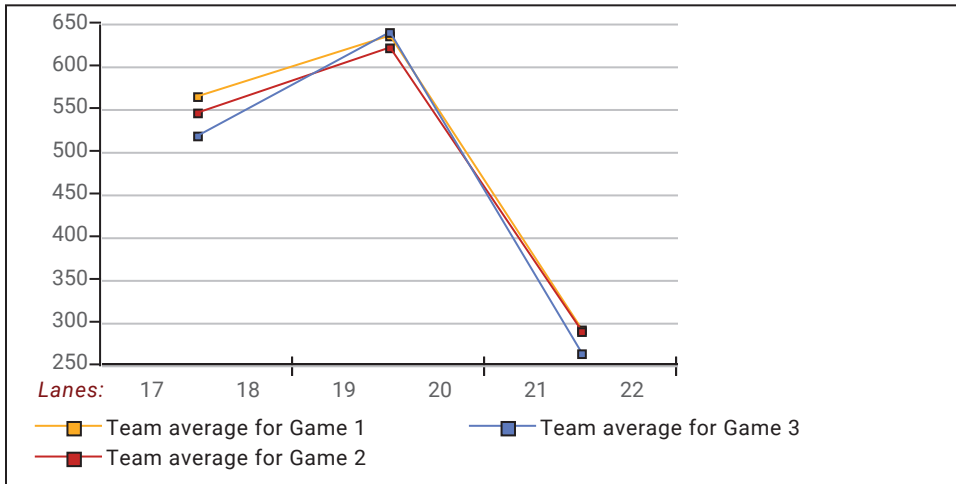
	Over All	Men	Women
How many people bowled	20	4	16
Number of games bowled	60	12	48
Actual average of week's scores	145.57	181.25	136.65
How many games above average	27	8	19
How many games below average	32	4	28
Pins above/below average per game	-0.23	3.75	-1.23
How many people raised average by this amount	6 1.55	1 6.23	5 0.62
How many people went down by this amount	14 -1.11	3 -3.14	11 -0.56
League average before bowling	146.34	178.12	138.40
League average after bowling	146.03	177.32	138.21
Change in league average	-0.31	-0.80	-0.19
800s	--	--	--
775s	--	--	--
750s	--	--	--
725s	--	--	--
700s	--	--	--
675s	--	--	--
650s	--	--	--
625s	1	1	--
600s	--	--	--
575s	--	--	--
550s	--	--	--
525s	--	--	--
500s	4	2	2
475s	3	1	2
450s	3	--	3
425s	--	--	--
400s	1	--	1
below 400	8	--	8
300s	--	--	--
275s	--	--	--
250s	--	--	--
225s	1	1	--
200s	2	2	--
175s	11	5	6
150s	12	2	10
125s	16	2	14
100s	15	--	15
below 100	3	--	3

This report is for scores bowled November 20 which is Week 14 of 31

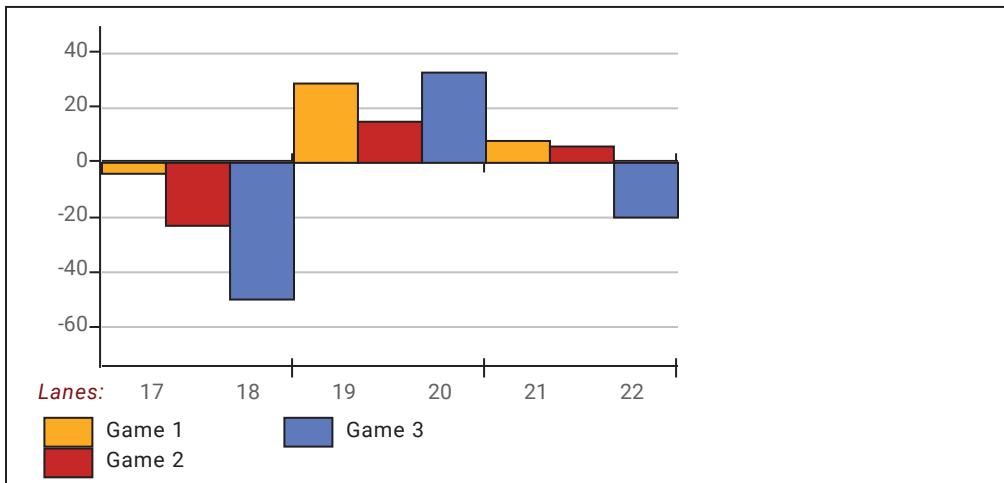
Team Average vs Avg of Scores



Average of Scores for Each Game

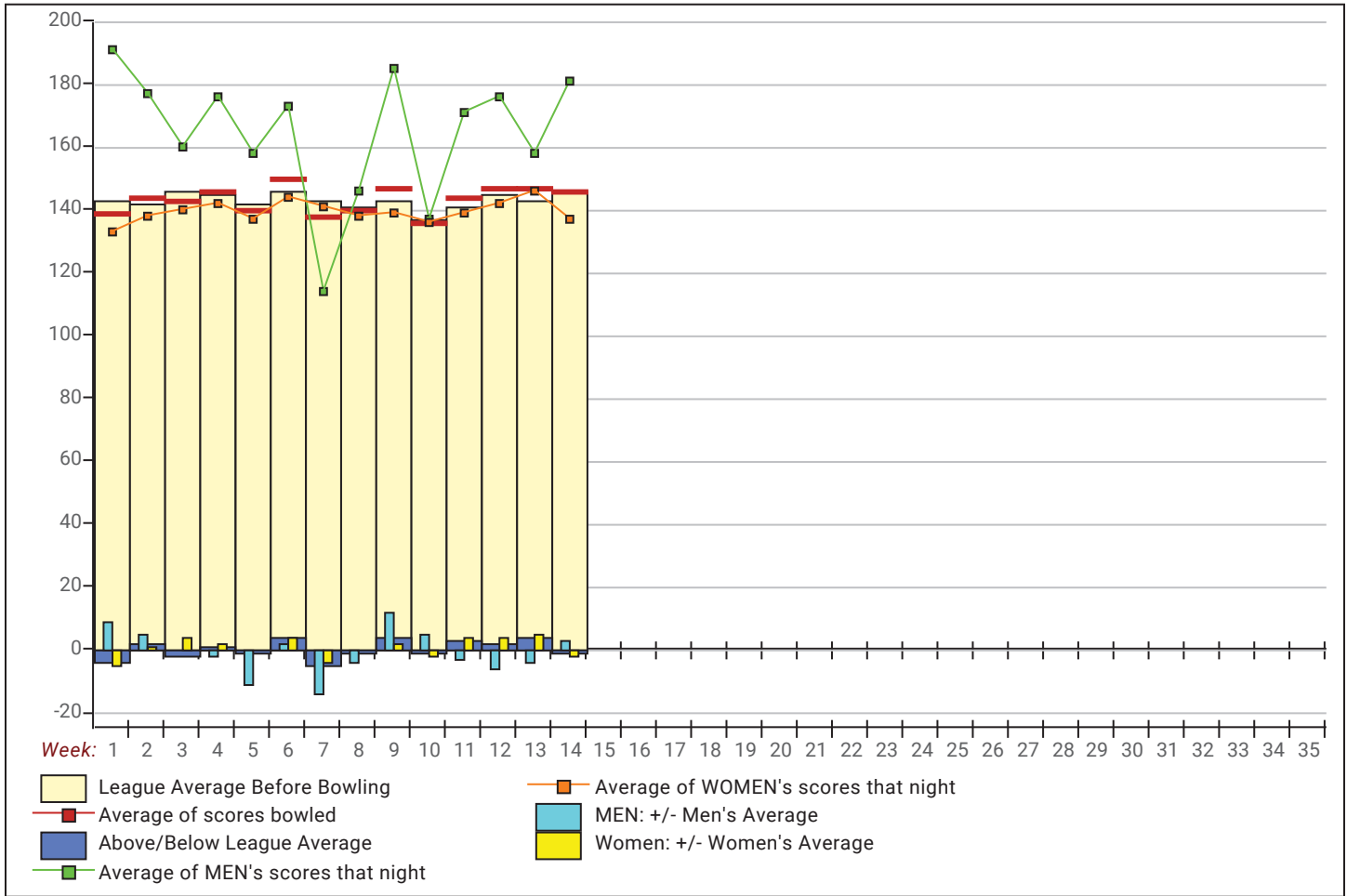


Amount Over/Under Team Average



This report is for scores bowled November 20 which is Week 14 of 31

League Average Week-by-Week



League Average Statistics for Last Week

	League	Right Hand	Left Hand	Men (Lft+Rt)	Women (Lft+Rt)
League Average Before Bowling	146.34	148.19	111.26	178.12	138.40
Average of scores bowled that night	145.57	146.91	120.00	181.25	136.65
New League Average After Bowling	146.03	147.81	112.13	177.32	138.21
Change in League Average	-.31	-.37	.87	-.80	-.19
People Who Bowled Over Average	6	5	1	1	5
People Who Bowled Under Average	14	14		3	11
Average Amount of Series Over Avg	38.67	41.00	27.00	133.00	19.80
Average Amount of Series Under Avg	-17.57	-17.57		-29.33	-14.36
Difference Avg, NiteAvg	-.23	-.72	9.00	3.75	-1.23
Number of Bowlers	20	19	1	4	16
Number of Games Bowled	60	57	3	12	48
People Who Raised Their Average	6	5	1	1	5
Raised By an Average of This Amount	1.55	1.69	.87	6.23	.62
People Who Lowered Their Average	14	14		3	11
Lowered By an Average of This Amou	-1.11	-1.11		-3.14	-.56
Number of Games Bowled Over Avera	27	25	2	8	19
Number of Games Bowled Under Avera	32	31	1	4	28

Note: Averages are based only on people who bowled.

Press Release -- 11/21/2025

11/20/2025 Week 14 of 31

Applette 2025-26

Thursday 6:30 pm

Big Apple Fun Center

Lanes 17 - 22

***** No league play last week! *****

Team Standings

Place	Team Name	Avg p/gm	Points Won	Points Lost	Year-To-Date WON	Y-T-D LOST
1	Joe's Honky Tonk	647	84	42	84	42
2	Stick Creek Sales	557	78	48	78	48
3	Living on a Spare	622	75	51	75	51
4	Hatch's Helping Hands	534	69	57	69	57
5	Streamline Painting	480	61	65	61	65
6	Bye Team		11	115	11	115

**** Although not shown, standings are determined by points only for the current split*

Last Week's Top Scores

	Scratch Game	Scratch Series	Handicap Game	Handicap Series
Men	235 John Krotz	646 John Krotz	274 John Krotz	763 John Krotz
	201 Nick Kidd	517 David Hibberd	228 David Hibberd	626 Hewitt Moyer
	192 David Hibberd	515 Hewitt Moyer	219 Nick Kidd	625 David Hibberd
	181 Hewitt Moyer	497 Nick Kidd	218 Hewitt Moyer	551 Nick Kidd
Women	192 Steph Zajicek	517 Michelle Limbach	249 Dani Krotz	671 Dani Krotz
	191 Dani Krotz	516 Rebecca McPherson	244 Steph Zajicek	657 Alex Trevino
	190 Rebecca McPherson	497 Dani Krotz	238 Alex Trevino	644 Sheri Jorgensen
	187 Michelle Limbach	490 Krista Wiester	235 Lindsay McLaughlin	641 Deb Hatcher
	172 Krista Wiester	468 Steph Zajicek	234 Andrea Riessland	636 Angie Hauserman
	171 Deb Hatcher	458 Deb Hatcher	232 Deb Hatcher	629 Chloe Howard
	165 Lindsay McLaughlin	458 Sheri Jorgensen	227 Angie Hauserman	628 Lindsay McLaughlin
	156 Sheri Jorgensen	418 Lindsay McLaughlin	226 Chloe Howard	627 Andrea Riessland
	139 Alex Trevino	388 Sheri Londer	220 Michelle Limbach	624 Steph Zajicek
	138 Chloe Howard	365 Chloe Howard	218 Jacqui Moore	622 Sheri Londer
		218 Sheri Jorgensen		

Local and Bowling Center Awards

Name	USBC ID Number	Award Average	Award Games	G1	G2	G3 Series	Award Score	Award Received
John L. Krotz	1494-2625 USBC	181	54	235	199	212 646	235	225 Game (Local Assoc. Awards)