

# Applette 2025-26

Thursday 6:30 pm

## Big Apple Fun Center

Lanes 17 - 22

President: Michelle Limbach (308)627-5811  
 Vice President: Krista Wiester (402)677-7680  
 Secretary/Treasurer: Rebecca McPherson (402)984-0342

### Team Standings

Place	#	Team Name	Points Won	Points Lost	%Won	Pins + HDCP	Scratch Pins	Avg p/gm	High Game	High Sers	HDCP Game	HDCP Sers
1	5	Joe's Honky Tonk	72	27	72.7	27895	21133	640	763	2149	930	2683
2	2	Stick Creek Sales	61	38	61.6	27837	18432	558	692	1900	964	2716
3	3	Hatch's Helping Hands	59	40	59.6	27772	17509	530	606	1712	922	2631
4	1	Living on a Spare	57	42	57.6	27695	20357	616	699	2051	909	2601
5	4	Streamline Painting	40	59	40.4	27553	15769	477	565	1595	918	2642
6	6	Bye Team	8	91		0	0		0	0	0	0

### Review of Last Week's Bowling.....

Lanes	Team Name	HDCP -1-	HDCP -2-	HDCP -3-	HDCP Total	Last Wk WON	Team Name	HDCP -1-	HDCP -2-	HDCP -3-	HDCP Total	Last Wk WON
17-18	Streamline Painting	857	805	833	2495	1	<---> Hatch's Helping Hand	883	852	896	2631	8
19-20	Bye Team	0	0	0	0	1	<---> Joe's Honky Tonk	915	792	923	2630	8
21-22	Stick Creek Sales	854	807	784	2445	3	<---> Living on a Spare	809	903	865	2577	6

### Lane Assignments

	17-18	19-20	21-22
Wk12 11/06	6- 1	3- 2	4- 5
Wk13 11/13	5- 2	4- 6	1- 3
Wk14 11/20	1- 4	5- 3	6- 2

### Last Week's Top Scores

	Team Scratch Game	Team Scratch Series	Team Handicap Game	Team Handicap Series
	721 Joe's Honky Tonk	2024 Joe's Honky Tonk	923 Joe's Honky Tonk	2631 Hatch's Helping Ha
	680 Living on a Spare	1908 Living on a Spare	903 Living on a Spare	2630 Joe's Honky Tonk
	586 Stick Creek Sales	1695 Hatch's Helping Hands	896 Hatch's Helping Hands	2577 Living on a Spare
	584 Hatch's Helping Hands	1641 Stick Creek Sales	857 Streamline Painting	2495 Streamline Paintin
	481 Streamline Painting	1367 Streamline Painting	854 Stick Creek Sales	2445 Stick Creek Sales
	Scratch Game	Scratch Series	Handicap Game	Handicap Series
<b>Men</b>	207 David Hibberd	546 David Hibberd	243 David Hibberd	654 David Hibberd
	192 John Krotz	523 John Krotz	231 John Krotz	640 John Krotz
	172 Hewitt Moyer	469 Hewitt Moyer	205 Hewitt Moyer	568 Hewitt Moyer
<b>Women</b>	227 Rebecca McPherson	618 Rebecca McPherson	260 Deb Hatcher	699 Rebecca McPherson
	213 Krista Wiester	562 Michelle Limbach	259 Krista Wiester	698 Deb Hatcher
	208 Michelle Limbach	536 Krista Wiester	254 Rebecca McPherson	682 Peg Hickman
	195 Deb Hatcher	503 Deb Hatcher	244 Michelle Limbach	674 Krista Wiester
	165 Steph Zajicek	450 Steph Zajicek	233 Dawn Chadrick	670 Michelle Limbach
	163 Lindsay McLaughlin	433 Casey Kates	232 Lindsay McLaughlin	666 Amanda Smallcomb
	154 Casey Kates	414 Lindsay McLaughlin	230 Peg Hickman	658 Dawn Chadrick
	140 Sheri Londer	406 Peg Hickman	227 Amanda Smallcomb	645 Angie Hauserman
	138 Peg Hickman	393 Amanda Smallcomb	224 Andrea Riessland	641 Chloe Howard
	136 Amanda Smallcomb	384 Sheri Londer	221 Chloe Howard	635 Andrea Riessland
	136 Kathy Maxson			

### Season High Scores

Team Scratch Game	Team Scratch Series	Team Handicap Game	Team Handicap Series
763 Joe's Honky Tonk	2149 Joe's Honky Tonk	964 Stick Creek Sales	2716 Stick Creek Sales
699 Living on a Spare	2051 Living on a Spare	930 Joe's Honky Tonk	2683 Joe's Honky Tonk
692 Stick Creek Sales	1900 Stick Creek Sales	922 Hatch's Helping Hands	2642 Streamline Paintin
606 Hatch's Helping Hands	1712 Hatch's Helping Hands	918 Streamline Painting	2631 Hatch's Helping Ha
565 Streamline Painting	1595 Streamline Painting	909 Living on a Spare	2601 Living on a Spare

**Season High Scores - Continued**

	<u>Scratch Game</u>		<u>Scratch Series</u>		<u>Handicap Game</u>		<u>Handicap Series</u>	
<b>Men</b>	243	Hewitt Moyer	624	Hewitt Moyer	260	Hewitt Moyer	732	Hewitt Moyer
	234	John Krotz	611	John Krotz	260	David Hibberd	689	Larry Lambrecht
	227	David Hibberd	587	Nick Kidd	248	Larry Lambrecht	671	David Hibberd
	214	Nick Kidd	563	David Hibberd	243	John Krotz	645	Tyler Krotz
	184	Larry Lambrecht	497	Larry Lambrecht	229	Nick Kidd	640	John Krotz
	92	Tyler Krotz	245	Tyler Krotz	228	Tyler Krotz	632	Nick Kidd
<b>Women</b>	227	Rebecca McPherson	618	Rebecca McPherson	277	Steph Zajicek	784	Beckie King
	227	Michelle Limbach	602	Michelle Limbach	276	Kathy Maxson	744	Kathy Maxson
	216	Steph Zajicek	556	Beckie King	274	Michelle Limbach	744	Michelle Limbach
	213	Krista Wiester	547	Krista Wiester	269	Emilie Adamson	728	Lindsay McLaughlin
	199	Casey Kates	541	Steph Zajicek	267	Beckie King	722	Rose Hemmingsen
	195	Deb Hatcher	523	Sheri Jorgensen	265	Krista Wiester	721	Jacqui Moore
	191	Dani Krotz	503	Deb Hatcher	260	Rose Hemmingsen	712	Steph Zajicek
	191	Kathy Maxson	502	Casey Kates	260	Deb Hatcher	699	Rebecca McPherson
	191	Beckie King	490	Dani Krotz	257	Dani Krotz	698	Deb Hatcher
	186	Sheri Jorgensen	489	Kathy Maxson	256	Lindsay McLaughlin	694	Krista Wiester

**Team Rosters**

**1 - Living on a Spare**

<u>Name</u>	<u>Avg</u>	<u>HDCP</u>	<u>Pins</u>	<u>Gms</u>	<u>Points Won</u>	<u>High Game</u>	<u>High Sers</u>	<u>HDCP Game</u>	<u>HDCP Sers</u>	<u>0's</u>	<u>100's</u>	<u>200's</u>	<u>0's</u>	<u>400's</u>	<u>500's</u>
Alex Trevino	111	99	2675	24	3.0	152	403	247	682	7	17	--	7	1	--
DeAnn M. Brickner	125	85	375	3	1.0	147	375	232	630	--	3	--	1	--	--
Casey Kates	157	53	4721	30	8.0	199	502	255	670	--	30	--	--	8	2
Krista K. Wiester	166	44	4989	30	9.0	213	547	265	694	--	28	2	--	4	6
Rebecca L. McPherson	185	25	5015	27	10.0	227	618	254	699	--	20	7	--	1	8

**2 - Stick Creek Sales**

<u>Name</u>	<u>Avg</u>	<u>HDCP</u>	<u>Pins</u>	<u>Gms</u>	<u>Points Won</u>	<u>High Game</u>	<u>High Sers</u>	<u>HDCP Game</u>	<u>HDCP Sers</u>	<u>0's</u>	<u>100's</u>	<u>200's</u>	<u>0's</u>	<u>400's</u>	<u>500's</u>
Emilie E. Adamson	120	90	2177	18	6.0	168	406	269	689	1	17	--	5	1	--
Chloe L. Howard	122	88	1104	9	3.0	153	374	241	641	2	7	--	3	--	--
Sheri J. Londer	132	78	3178	24	5.0	177	472	246	679	1	23	--	4	4	--
Lindsay L. McLaughlin	140	70	3805	27	6.0	174	465	256	728	--	27	--	2	7	--
Beckie S. King	141	69	3822	27	4.5	191	556	267	784	--	27	--	2	6	1
Hewitt P. Moyer	174	36	3659	21	7.0	243	624	260	732	--	18	3	--	3	4

**3 - Hatch's Helping Hands**

<u>Name</u>	<u>Avg</u>	<u>HDCP</u>	<u>Pins</u>	<u>Gms</u>	<u>Points Won</u>	<u>High Game</u>	<u>High Sers</u>	<u>HDCP Game</u>	<u>HDCP Sers</u>	<u>0's</u>	<u>100's</u>	<u>200's</u>	<u>0's</u>	<u>400's</u>	<u>500's</u>
Angie C. Hauserman	108	102	2597	24	4.0	153	368	244	683	8	16	--	8	--	--
Peg Hickman	120	90	2540	21	5.0	145	406	237	682	3	18	--	6	1	--
Jacqui Moore	123	87	2586	21	3.5	160	439	251	721	2	19	--	5	2	--
Jerilynn L. Kates	138	72	2489	18	5.0	172	448	245	682	--	18	--	2	4	--
Deb L. Hatcher	148	62	3999	27	6.5	195	503	260	698	--	27	--	2	6	1
Steph Zajicek	157	53	3298	21	8.0	216	541	277	712	--	20	1	--	5	2

**4 - Streamline Painting**

<u>Name</u>	<u>Avg</u>	<u>HDCP</u>	<u>Pins</u>	<u>Gms</u>	<u>Points Won</u>	<u>High Game</u>	<u>High Sers</u>	<u>HDCP Game</u>	<u>HDCP Sers</u>	<u>0's</u>	<u>100's</u>	<u>200's</u>	<u>0's</u>	<u>400's</u>	<u>500's</u>
Dawn M. Chadrick	104	106	2506	24	5.0	127	337	233	658	9	15	--	8	--	--
Andrea C. Riessland	107	103	1616	15	2.0	147	374	234	651	6	9	--	5	--	--
Rose Hemmingsen	117	93	2831	24	4.5	149	394	260	722	3	21	--	8	--	--
Kathy Maxson	130	80	3123	24	5.0	191	489	276	744	1	23	--	5	3	--
Sheri L. Jorgensen	146	64	2633	18	2.5	186	523	241	644	--	18	--	1	4	1

5 - Joe's Honky Tonk

Name	Avg	HDCP	Pins	Gms	Points	High	High	HDCP	HDCP	0's	100's	200's	0's	400's	500's
					Won	Game	Sers	Game	Sers						
Amanda B. Smallcomb	125	85	752	6	2.0	136	393	227	666	--	6	--	2	--	--
Larry L. Lambrecht	150	60	1811	12	3.0	184	497	248	689	--	12	--	--	4	--
Dani Krotz	153	57	3213	21	5.0	191	490	257	688	--	21	--	--	7	--
John L. Krotz	171	39	3091	18	5.0	234	611	243	640	--	16	2	--	3	3
David D. Hibberd	174	36	5772	33	11.0	227	563	260	671	--	26	7	--	2	9
Michelle L. Limbach	176	34	5810	33	13.0	227	602	274	744	--	27	6	--	4	7

6 - Bye Team

Temporary Substitutes

Men															
Name	Avg	HDCP	Pins	Gms	Points	High	High	HDCP	HDCP	0's	100's	200's	0's	400's	500's
					Won	Game	Sers	Game	Sers						
Nick Kidd	195	15	587	3	1.0	214	587	229	632	--	1	2	--	--	1
Tyler J. Krotz	76	134	684	9	2.0	92	245	228	645	9	--	--	3	--	--

Women															
Name	Avg	HDCP	Pins	Gms	Points	High	High	HDCP	HDCP	0's	100's	200's	0's	400's	500's
					Won	Game	Sers	Game	Sers						
Misty M. Hasselquist	121	89	1818	15	4.0	155	399	245	669	--	15	--	5	--	--

High Individual Match Points

13 Michelle Limbach	11 David Hibberd	10 Rebecca McPherson	9 Krista Wiester
8 Casey Kates	8 Steph Zajicek	7 Hewitt Moyer	6.5 Deb Hatcher

Individual High Averages

<b>Men</b>	174.91 David Hibberd	<b>Women</b>	185.74 Rebecca McPherson
	174.24 Hewitt Moyer		176.06 Michelle Limbach
			166.30 Krista Wiester
			157.37 Casey Kates
			157.05 Steph Zajicek
			153.00 Dani Krotz
			148.11 Deb Hatcher
			141.56 Beckie King
			140.93 Lindsay McLaughlin
			132.42 Sheri Londer

Most Improved Average

183 to 185.74 = +2.74 Rebecca McPhers	164 to 166.30 = +2.30 Krista Wiester	146 to 148.11 = +2.11 Deb Hatcher
116 to 117.96 = +1.96 Rose Hemmingse	173 to 174.91 = +1.91 David Hibberd	103 to 104.42 = +1.42 Dawn Chadrick

Most Un-Improved Averages

131 to 130.13 = -0.88 Kathy Maxson	158 to 157.37 = -0.63 Casey Kates	133 to 132.42 = -0.58 Sheri Londer
112 to 111.46 = -0.54 Alex Trevino	153 to 153.00 = 0.00 Dani Krotz	157 to 157.05 = +0.05 Steph Zajicek

# Applette 2025-26

## Big Apple Fun Center

### Reprint of Scores -- Week 11

#### Lane 17 4 - Streamline Painting Week 11 10/30/2025

Name	Old Avg	Old HDCP	-1-	-2-	-3-	Total	HDCP Total
Dawn M. Chadrick	103	107	126	111	100	337	658
Andrea C. Riessland	107	103	121	112	93	326	635
Misty M. Hasselquist	123	87	100	108	128	336	597
Kathy Maxson	131	79	134	98	136	368	605
			====	====	====	====	====
Scratch Total			481	429	457	1367	1367
Handicap			376	376	376		1128
Total			857	805	833	1367	2495
Team Points Won			0.0	0.0	0.0	0.0	0.0
Match Points Won			0.0	0.0	0.0	1.0	1.0
Total Points Won			0.0	0.0	0.0	1.0	1.0

#### Lane 18 3 - Hatch's Helping Hands Week 11 10/30/2025

Name	Old Avg	Old HDCP	-1-	-2-	-3-	Total	HDCP Total
Angie C. Hauserman	107	103	110	110	116	336	645
Peg Hickman	118	92	131	138	137	406	682
Deb L. Hatcher	145	65	195	142	166	503	698
Steph Zajicek	158	52	135	150	165	450	606
			====	====	====	====	====
Scratch Total			571	540	584	1695	1695
Handicap			312	312	312		936
Total			883	852	896	1695	2631
Team Points Won			1.0	1.0	1.0	4.0	4.0
Match Points Won			0.0	0.0	0.0	4.0	4.0
Total Points Won			1.0	1.0	1.0	8.0	8.0

#### Lane 19 6 - Bye Team Week 11 10/30/2025

Name	Old Avg	Old HDCP	-1-	-2-	-3-	Total	HDCP Total
No one bowled							

#### Lane 20 5 - Joe's Honky Tonk Week 11 10/30/2025

Name	Old Avg	Old HDCP	-1-	-2-	-3-	Total	HDCP Total
Amanda B. Smallcomb	119	91	128	129	136	393	666
John L. Krotz	171	39	170	161	192	523	640
David D. Hibberd	174	36	207	138	201	546	654
Michelle L. Limbach	174	36	208	162	192	562	670
			====	====	====	====	====
Scratch Total			713	590	721	2024	2024
Handicap			202	202	202		606
Total			915	792	923	2024	2630
Team Points Won			1.0	0.0	1.0	3.0	3.0
Match Points Won			0.0	0.0	0.0	5.0	5.0
Total Points Won			1.0	0.0	1.0	8.0	8.0

#### Lane 21 2 - Stick Creek Sales Week 11 10/30/2025

Name	Old Avg	Old HDCP	-1-	-2-	-3-	Total	HDCP Total
Chloe L. Howard	121	89	132	125	117	374	641
Sheri J. Londer	133	77	119	125	140	384	615
Lindsay L. McLaughlin	141	69	163	140	111	414	621
Hewitt P. Moyer	177	33	172	149	148	469	568
			====	====	====	====	====
Scratch Total			586	539	516	1641	1641
Handicap			268	268	268		804
Total			854	807	784	1641	2445
Team Points Won			1.0	0.0	0.0	1.0	1.0
Match Points Won			0.0	0.0	0.0	2.0	2.0
Total Points Won			1.0	0.0	0.0	3.0	3.0

#### Lane 22 1 - Living on a Spare Week 11 10/30/2025

Name	Old Avg	Old HDCP	-1-	-2-	-3-	Total	HDCP Total
Alex Trevino	112	98	93	121	107	321	615
Casey Kates	158	52	147	154	132	433	589
Krista K. Wiester	164	46	145	178	213	536	674
Rebecca L. McPherson	183	27	201	227	190	618	699
			====	====	====	====	====
Scratch Total			586	680	642	1908	1908
Handicap			223	223	223		669
Total			809	903	865	1908	2577
Team Points Won			0.0	1.0	1.0	3.0	3.0
Match Points Won			0.0	0.0	0.0	3.0	3.0
Total Points Won			0.0	1.0	1.0	6.0	6.0

# Applette 2025-26

## Big Apple Fun Center

Note: This report includes information through October 30 which is Week 11 of 31

### Match Points Won (This Week) -- Week 11

**Lane 17 4 - Streamline Painting** Week 11 10/30/2025

Name	Last Wk Won	Last Wk Lost	HDCP -1-	HDCP -2-	HDCP -3-	HDCP Total
Dawn M. Chadrick	1.0		233	218	207	658
Andrea C. Riessland		1.0	224	215	196	635
Misty M. Hasselquist		1.0	187	195	215	597
Kathy Maxson		1.0	213	177	215	605
=====						
Scratch Total			481	429	457	1367
Handicap			376	376	376	1128
Total			857	805	833	2495
Team Points Won			0.0	0.0	0.0	0.0
Match Points Won			0.0	0.0	0.0	1.0
Total Points Won			0.0	0.0	0.0	1.0

**Lane 19 6 - Bye Team** Week 11 10/30/2025

Name	Last Wk Won	Last Wk Lost	HDCP -1-	HDCP -2-	HDCP -3-	HDCP Total
No one bowled						

**Lane 21 2 - Stick Creek Sales** Week 11 10/30/2025

Name	Last Wk Won	Last Wk Lost	HDCP -1-	HDCP -2-	HDCP -3-	HDCP Total
Chloe L. Howard	1.0		221	214	206	641
Sheri J. Londer	1.0		196	202	217	615
Lindsay L. McLaughlin		1.0	232	209	180	621
Hewitt P. Moyer		1.0	205	182	181	568
=====						
Scratch Total			586	539	516	1641
Handicap			268	268	268	804
Total			854	807	784	2445
Team Points Won			1.0	0.0	0.0	1.0
Match Points Won			0.0	0.0	0.0	2.0
Total Points Won			1.0	0.0	0.0	3.0

**Lane 18 3 - Hatch's Helping Hands** Week 11 10/30/2025

Name	Last Wk Won	Last Wk Lost	HDCP -1-	HDCP -2-	HDCP -3-	HDCP Total
Angie C. Hauserman		1.0	213	213	219	645
Peg Hickman	1.0		223	230	229	682
Deb L. Hatcher	2.0		260	207	231	698
Steph Zajicek	1.0		187	202	217	606
=====						
Scratch Total			571	540	584	1695
Handicap			312	312	312	936
Total			883	852	896	2631
Team Points Won			1.0	1.0	1.0	4.0
Match Points Won			0.0	0.0	0.0	4.0
Total Points Won			1.0	1.0	1.0	8.0

**Lane 20 5 - Joe's Honky Tonk** Week 11 10/30/2025

Name	Last Wk Won	Last Wk Lost	HDCP -1-	HDCP -2-	HDCP -3-	HDCP Total
Amanda B. Smallcomb	1.0		219	220	227	666
John L. Krotz	1.0		209	200	231	640
David D. Hibberd	1.0		243	174	237	654
Michelle L. Limbach	2.0		244	198	228	670
=====						
Scratch Total			713	590	721	2024
Handicap			202	202	202	606
Total			915	792	923	2630
Team Points Won			1.0	0.0	1.0	3.0
Match Points Won			0.0	0.0	0.0	5.0
Total Points Won			1.0	0.0	1.0	8.0

**Lane 22 1 - Living on a Spare** Week 11 10/30/2025

Name	Last Wk Won	Last Wk Lost	HDCP -1-	HDCP -2-	HDCP -3-	HDCP Total
Alex Trevino		1.0	191	219	205	615
Casey Kates		1.0	199	206	184	589
Krista K. Wiester	1.0		191	224	259	674
Rebecca L. McPherson	2.0		228	254	217	699
=====						
Scratch Total			586	680	642	1908
Handicap			223	223	223	669
Total			809	903	865	2577
Team Points Won			0.0	1.0	1.0	3.0
Match Points Won			0.0	0.0	0.0	3.0
Total Points Won			0.0	1.0	1.0	6.0

# Applette 2025-26

## Big Apple Fun Center

\* Bowlers listed must have a minimum of 1 games.

### Match Points Won (Total for Year)

Name	Points		%Won	Avg	Gms	Name	Points		%Won	Avg	Gms
	Won	Lost					Won	Lost			
Michelle L. Limbach	13.0	3.0	81.25%	176	33	Peg Hickman	5.0	2.0	71.43%	120	21
David D. Hibberd	11.0	3.0	78.57%	174	33	Rose Hemmingsen	4.5	4.5	50.00%	117	24
Rebecca L. McPherson	10.0	5.0	66.67%	185	27	Beckie S. King	4.5	4.5	50.00%	141	27
Krista K. Wiester	9.0	3.0	75.00%	166	30	Misty M. Hasselquist	4.0	2.0	66.67%	121	15
Casey Kates	8.0	4.0	66.67%	157	30	Angie C. Hauserman	4.0	4.0	50.00%	108	24
Steph Zajicek	8.0	2.0	80.00%	157	21	Jacqui Moore	3.5	3.5	50.00%	123	21
Hewitt P. Moyer	7.0	3.0	70.00%	174	21	Alex Trevino	3.0	6.0	33.33%	111	24
Deb L. Hatcher	6.5	4.5	59.09%	148	27	Larry L. Lambrecht	3.0	2.0	60.00%	150	12
Emilie E. Adamson	6.0	2.0	75.00%	120	18	Chloe L. Howard	3.0		100.00%	122	9
Lindsay L. McLaughlin	6.0	5.0	54.55%	140	27	Sheri L. Jorgensen	2.5	4.5	35.71%	146	18
Sheri J. Londer	5.0	3.0	62.50%	132	24	Amanda B. Smallcomb	2.0		100.00%	125	6
Dani Krotz	5.0	2.0	71.43%	153	21	Andrea C. Riessland	2.0	3.0	40.00%	107	15
Jerilynn L. Kates	5.0	2.0	71.43%	138	18	Tyler J. Krotz	2.0	1.0	66.67%	76	9
Kathy Maxson	5.0	5.0	50.00%	130	24	DeAnn M. Brickner	1.0		100.00%	125	3
John L. Krotz	5.0	2.0	71.43%	171	18	Nick Kidd	1.0		100.00%	195	3
Dawn M. Chadrick	5.0	5.0	50.00%	104	24						

# Applette 2025-26

## Big Apple Fun Center

\* Bowlers listed must have a minimum of 1 games.

### Change in Average

Name	-----Old-----		Old					---Average Change---			Weekly Over Avg
	Pins	Games	Avg	-1-	-2-	-3-	Total	New	Old	---> +/-	Series Avg +/-
Emilie E. Adamson	2177	18	120				0	120.94	- 120.94	= 0.00	
DeAnn M. Brickner	375	3	125				0	125.00	- 125.00	= 0.00	
Dawn M. Chadrick	2169	21	103	<b>126</b>	<b>111</b>	100	337	104.42	- 103.29	= 1.13	337 - 309=28
Misty M. Hasselquist	1482	12	123	100	108	128	336	121.20	- 123.50	= -2.30	336 - 369=-33
Deb L. Hatcher	3496	24	145	<b>195</b>	<b>142</b>	<b>166</b>	503	148.11	- 145.67	= 2.44	503 - 435=68
Angie C. Hauserman	2261	21	107	110	110	<b>116</b>	336	108.21	- 107.67	= 0.54	336 - 321=15
Rose Hemmingsen	2831	24	117				0	117.96	- 117.96	= 0.00	
David D. Hibberd	5226	30	174	<b>207</b>	<del>138</del>	<b>201</b>	546	174.91	- 174.20	= 0.71	546 - 522=24
Peg Hickman	2134	18	118	131	<b>138</b>	<b>137</b>	406	120.95	- 118.56	= 2.40	406 - 354=52
Chloe L. Howard	730	6	121	<b>132</b>	125	<b>117</b>	374	122.67	- 121.67	= 1.00	374 - 363=11
Sheri L. Jorgensen	2633	18	146				0	146.28	- 146.28	= 0.00	
Casey Kates	4288	27	158	<b>147</b>	<b>154</b>	132	433	157.37	- 158.81	= -1.45	433 - 474=-41
Jerilynn L. Kates	2489	18	138				0	138.28	- 138.28	= 0.00	
Nick Kidd	587	3	195				0	195.67	- 195.67	= 0.00	
Beckie S. King	3822	27	141				0	141.56	- 141.56	= 0.00	
Dani Krotz	3213	21	153				0	153.00	- 153.00	= 0.00	
John L. Krotz	2568	15	171	<b>170</b>	<b>161</b>	<b>192</b>	523	171.72	- 171.20	= 0.52	523 - 513=10
Tyler J. Krotz	684	9	76				0	76.00	- 76.00	= 0.00	
Larry L. Lambrecht	1811	12	150				0	150.92	- 150.92	= 0.00	
Michelle L. Limbach	5248	30	174	<b>208</b>	<del>162</del>	<b>192</b>	562	176.06	- 174.93	= 1.13	562 - 522=40
Sheri J. Londer	2794	21	133	119	125	<b>140</b>	384	132.42	- 133.05	= -0.63	384 - 399=-15
Kathy Maxson	2755	21	131	<b>134</b>	98	136	368	130.13	- 131.19	= -1.07	368 - 393=-25
Lindsay L. McLaughlin	3391	24	141	<b>163</b>	140	111	414	140.93	- 141.29	= -0.37	414 - 423=-9
Rebecca L. McPherson	4397	24	183	<b>201</b>	<b>227</b>	<b>190</b>	618	185.74	- 183.21	= 2.53	618 - 549=69
Jacqui Moore	2586	21	123				0	123.14	- 123.14	= 0.00	
Hewitt P. Moyer	3190	18	177	172	149	148	469	174.24	- 177.22	= -2.98	469 - 531=-62
Andrea C. Riessland	1290	12	107	<b>121</b>	112	93	326	107.73	- 107.50	= 0.23	326 - 321=5
Amanda B. Smallcomb	359	3	119	<b>128</b>	<b>129</b>	<b>136</b>	393	125.33	- 119.67	= 5.67	393 - 357=36
Alex Trevino	2354	21	112	93	<b>121</b>	107	321	111.46	- 112.10	= -0.64	321 - 336=-15
Krista K. Wiester	4453	27	164	145	<b>178</b>	<b>213</b>	536	166.30	- 164.93	= 1.37	536 - 492=44
Steph Zajicek	2848	18	158	135	<b>150</b>	<b>165</b>	450	157.05	- 158.22	= -1.17	450 - 474=-24

# Applette 2025-26

## Big Apple Fun Center

\* Bowlers listed must have a minimum of 1 games.

### High Average Listing

	<u>Name</u>	<u>True Average</u>	<u>Pins</u>	<u>Gms</u>	<u>To Raise Avg +1</u>	<u>To Drop Avg -1</u>
1	Nick Kidd	195.67	587	3	589	582
2	Rebecca L. McPherson	185.74	5015	27	565	534
3	Michelle L. Limbach	176.06	5810	33	562	525
4	David D. Hibberd	174.91	5772	33	528	491
5	Hewitt P. Moyer	174.24	3659	21	541	516
6	John L. Krotz	171.72	3091	18	521	499
7	Krista K. Wiester	166.30	4989	30	522	488
8	Casey Kates	157.37	4721	30	493	459
9	Steph Zajicek	157.05	3298	21	494	469
10	Dani Krotz	153.00	3213	21	483	458
11	Larry L. Lambrecht	150.92	1811	12	454	438
12	Deb L. Hatcher	148.11	3999	27	471	440
13	Sheri L. Jorgensen	146.28	2633	18	454	432
14	Beckie S. King	141.56	3822	27	438	407
15	Lindsay L. McLaughlin	140.93	3805	27	425	394
16	Jerilynn L. Kates	138.28	2489	18	430	408
17	Sheri J. Londer	132.42	3178	24	413	385
18	Kathy Maxson	130.13	3123	24	414	386
19	Amanda B. Smallcomb	125.33	752	6	382	372
20	DeAnn M. Brickner	125.00	375	3	381	374
21	Jacqui Moore	123.14	2586	21	390	365
22	Chloe L. Howard	122.67	1104	9	372	359
23	Misty M. Hasselquist	121.20	1818	15	378	359
24	Peg Hickman	120.95	2540	21	364	339
25	Emilie E. Adamson	120.94	2177	18	364	342
26	Rose Hemmingsen	117.96	2831	24	355	327
27	Alex Trevino	111.46	2675	24	349	321
28	Angie C. Hauserman	108.21	2597	24	346	318
29	Andrea C. Riessland	107.73	1616	15	328	309
30	Dawn M. Chadrick	104.42	2506	24	329	301
31	Tyler J. Krotz	76.00	684	9	240	227

# Applette 2025-26

## Big Apple Fun Center

\* Bowlers listed must have a minimum of 22 games.

Note: This report includes information through October 30 which is Week 11 of 31

### Most Improved Averages

<u>Name</u>	<u>True Average</u>	<u>Gms</u>	<u>Most Improved</u>		<u>Name</u>	<u>True Average</u>	<u>Gms</u>	<u>Most Improved</u>	
			<u>Avg</u>	<u>+/-</u>				<u>Avg</u>	<u>+/-</u>
Rebecca L. McPherson	185.74	27	183	+2.74	Michelle L. Limbach	176.06	33	175	+1.06
Krista K. Wiester	166.30	30	164	+2.30	Lindsay L. McLaughlin	140.93	27	140	+0.93
Deb L. Hatcher	148.11	27	146	+2.11	Beckie S. King	141.56	27	141	+0.56
Rose Hemmingsen	117.96	24	116	+1.96	Alex Trevino	111.46	24	112	-0.54
David D. Hibberd	174.91	33	173	+1.91	Sheri J. Londer	132.42	24	133	-0.58
Dawn M. Chadrick	104.42	24	103	+1.42	Casey Kates	157.37	30	158	-0.63
Angie C. Hauserman	108.21	24	107	+1.21	Kathy Maxson	130.13	24	131	-0.88

# Applette 2025-26

## Big Apple Fun Center

\* Bowlers listed must have a minimum of 1 games.

### Most Pins Over Average

Name	-----Old-----		Old				---Average Change---			Weekly Over Avg	
	Pins	Games	Avg	-1-	-2-	-3-	Total	New - Old	---> +/-	Series Avg +/-	
Rebecca L. McPherson	4397	24	183	<b>201</b>	<b>227</b>	<b>190</b>	618	185.74	- 183.21	= 2.53	618 - 549=69
Deb L. Hatcher	3496	24	145	<b>195</b>	<b>142</b>	<b>166</b>	503	148.11	- 145.67	= 2.44	503 - 435=68
Peg Hickman	2134	18	118	131	<b>138</b>	<b>137</b>	406	120.95	- 118.56	= 2.40	406 - 354=52
Krista K. Wiester	4453	27	164	145	<b>178</b>	<b>213</b>	536	166.30	- 164.93	= 1.37	536 - 492=44
Michelle L. Limbach	5248	30	174	<b>208</b>	162	<b>192</b>	562	176.06	- 174.93	= 1.13	562 - 522=40
Amanda B. Smallcomb	359	3	119	<b>128</b>	<b>129</b>	<b>136</b>	393	125.33	- 119.67	= 5.67	393 - 357=36
Dawn M. Chadrick	2169	21	103	<b>126</b>	<b>111</b>	100	337	104.42	- 103.29	= 1.13	337 - 309=28
David D. Hibberd	5226	30	174	<b>207</b>	138	<b>201</b>	546	174.91	- 174.20	= 0.71	546 - 522=24
Angie C. Hauserman	2261	21	107	110	110	<b>116</b>	336	108.21	- 107.67	= 0.54	336 - 321=15
Chloe L. Howard	730	6	121	<b>132</b>	125	<b>117</b>	374	122.67	- 121.67	= 1.00	374 - 363=11
John L. Krotz	2568	15	171	<b>170</b>	<b>161</b>	<b>192</b>	523	171.72	- 171.20	= 0.52	523 - 513=10
Andrea C. Riessland	1290	12	107	<b>121</b>	112	93	326	107.73	- 107.50	= 0.23	326 - 321=5
Lindsay L. McLaughlin	3391	24	141	<b>163</b>	140	111	414	140.93	- 141.29	= -0.37	414 - 423=-9
Alex Trevino	2354	21	112	93	<b>121</b>	107	321	111.46	- 112.10	= -0.64	321 - 336=-15
Sheri J. Londer	2794	21	133	119	125	<b>140</b>	384	132.42	- 133.05	= -0.63	384 - 399=-15
Steph Zajicek	2848	18	158	135	<b>150</b>	<b>165</b>	450	157.05	- 158.22	= -1.17	450 - 474=-24
Kathy Maxson	2755	21	131	<b>134</b>	98	136	368	130.13	- 131.19	= -1.07	368 - 393=-25
Misty M. Hasselquist	1482	12	123	100	108	128	336	121.20	- 123.50	= -2.30	336 - 369=-33
Casey Kates	4288	27	158	<b>147</b>	<b>154</b>	132	433	157.37	- 158.81	= -1.45	433 - 474=-41
Hewitt P. Moyer	3190	18	177	172	149	148	469	174.24	- 177.22	= -2.98	469 - 531=-62

# Applette 2025-26

## Big Apple Fun Center

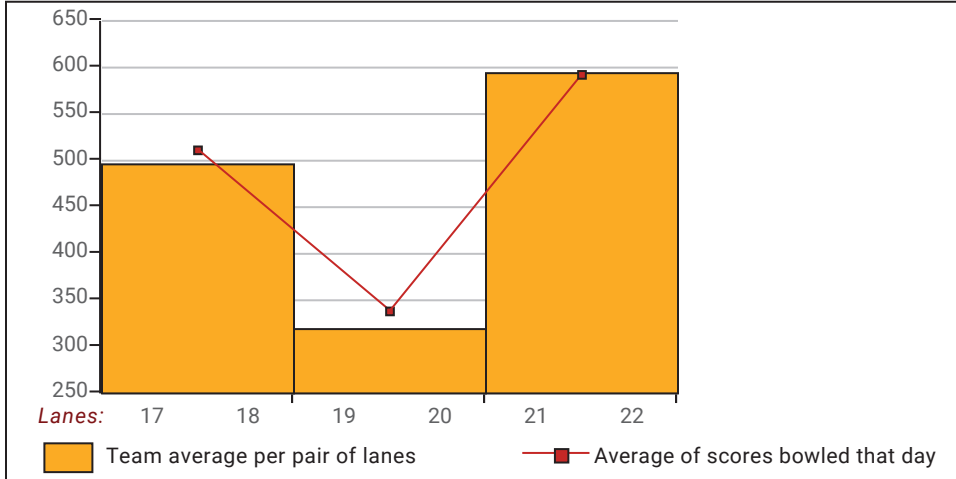
This report is for scores bowled October 30 which is Week 11 of 31

### This Week's Statistics

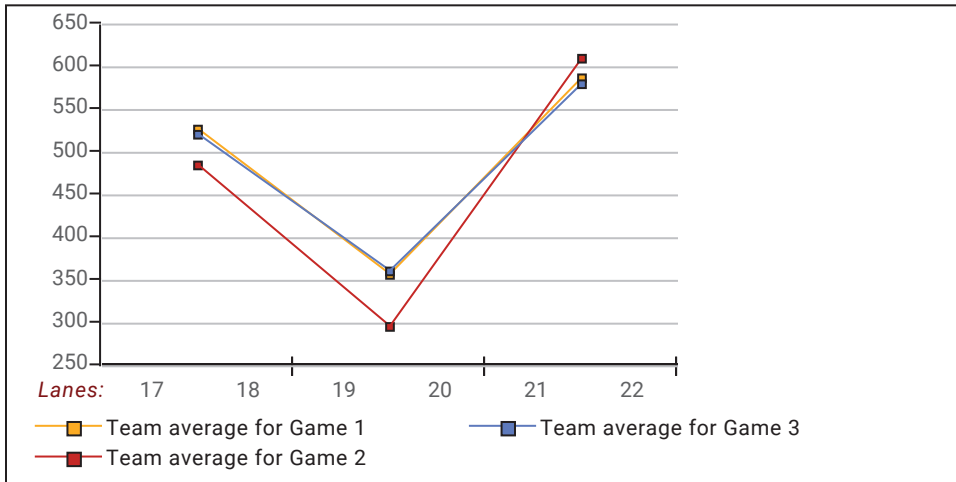
	Over All	Men	Women
How many people bowled	20	3	17
Number of games bowled	60	9	51
Actual average of week's scores	143.92	170.89	139.16
How many games above average	34	3	31
How many games below average	26	6	20
Pins above/below average per game	2.97	-3.11	4.04
How many people raised average	12	2	10
by this amount	1.64	0.62	1.84
How many people went down	8	1	7
by this amount	-1.33	-2.98	-1.09
League average before bowling	141.39	174.21	135.60
League average after bowling	141.85	173.62	136.24
Change in league average	0.45	-0.58	0.64
800s	--	--	--
775s	--	--	--
750s	--	--	--
725s	--	--	--
700s	--	--	--
675s	--	--	--
650s	--	--	--
625s	--	--	--
600s	1	--	1
575s	--	--	--
550s	1	--	1
525s	2	1	1
500s	2	1	1
475s	--	--	--
450s	2	1	1
425s	1	--	1
400s	2	--	2
below 400	9	--	9
300s	--	--	--
275s	--	--	--
250s	--	--	--
225s	1	--	1
200s	5	2	3
175s	5	1	4
150s	9	3	6
125s	23	3	20
100s	14	--	14
below 100	3	--	3

This report is for scores bowled October 30 which is Week 11 of 31

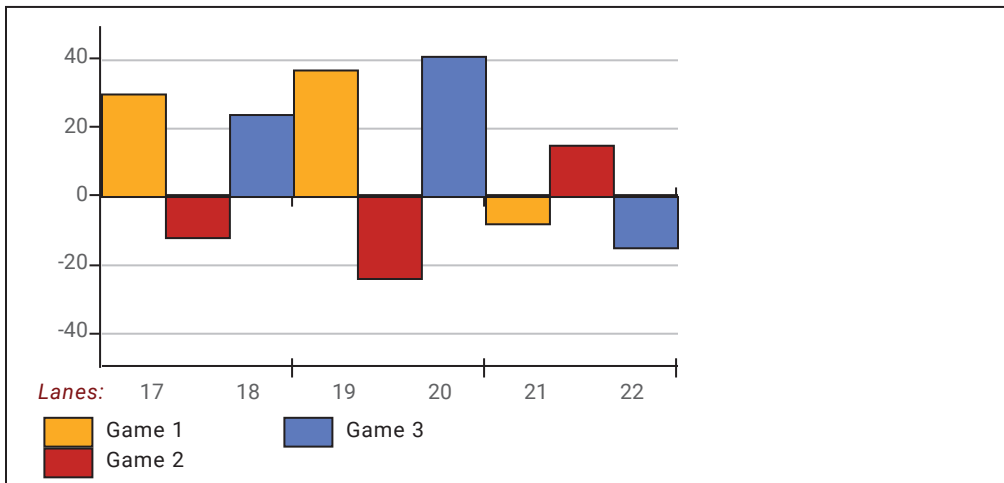
**Team Average vs Avg of Scores**



**Average of Scores for Each Game**

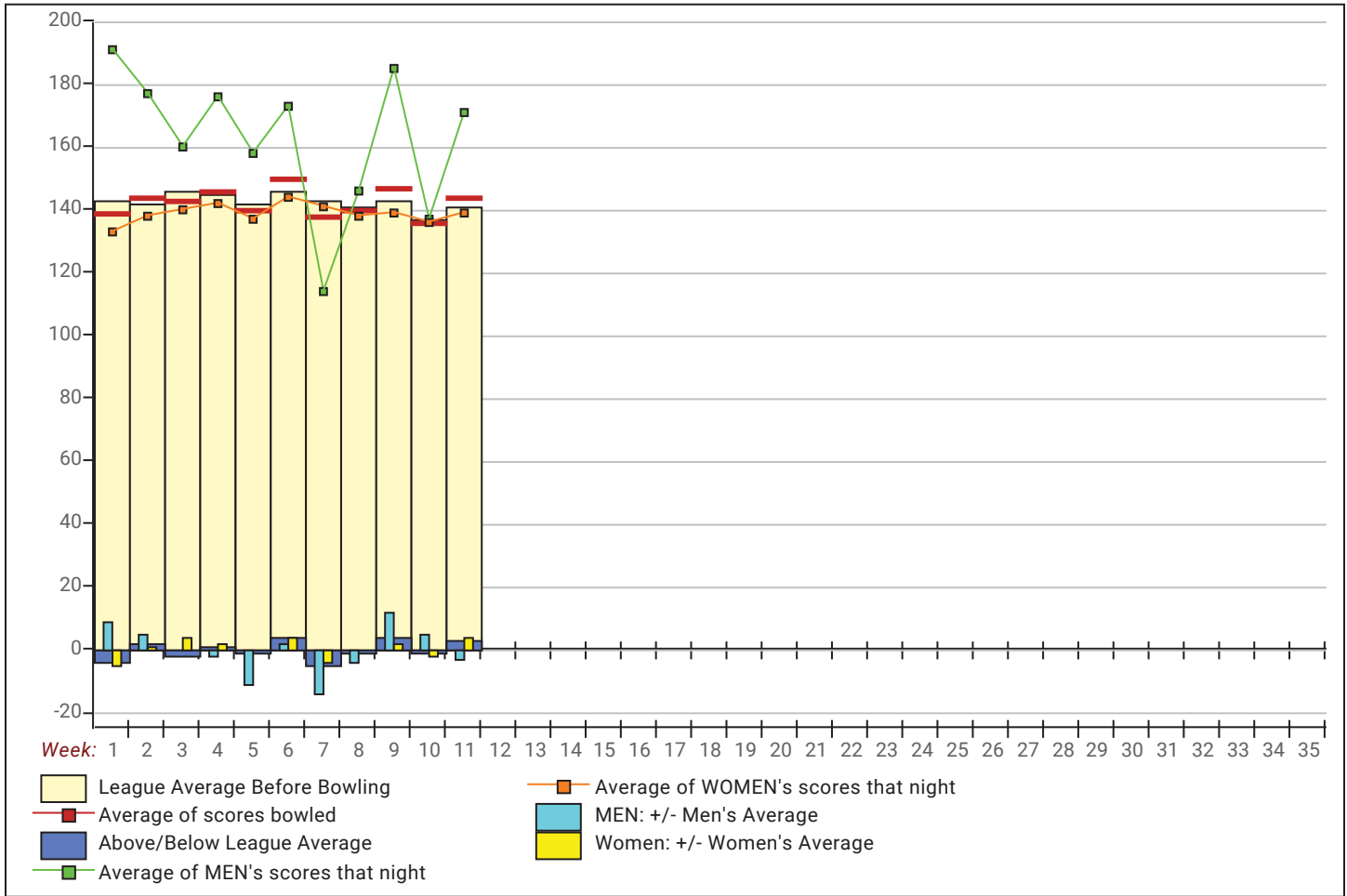


**Amount Over/Under Team Average**



This report is for scores bowled October 30 which is Week 11 of 31

**League Average Week-by-Week**



**League Average Statistics for Last Week**

	League	Right Hand	Left Hand	Men (Lft+Rt)	Women (Lft+Rt)
League Average Before Bowling	141.39	142.93	112.10	174.21	135.60
Average of scores bowled that night	143.92	145.86	107.00	170.89	139.16
New League Average After Bowling	141.85	143.45	111.46	173.62	136.24
Change in League Average	.45	.51	-.64	-.58	.64
People Who Bowled Over Average	12	12		2	10
People Who Bowled Under Average	8	7	1	1	7
Average Amount of Series Over Avg	33.50	33.50		17.00	36.80
Average Amount of Series Under Avg	-28.00	-29.86	-15.00	-62.00	-23.14
Difference Avg, NiteAvg	2.97	3.39	-5.00	-3.11	4.04
Number of Bowlers	20	19	1	3	17
Number of Games Bowled	60	57	3	9	51
People Who Raised Their Average	12	12		2	10
Raised By an Average of This Amount	1.64	1.64		.62	1.84
People Who Lowered Their Average	8	7	1	1	7
Lowered By an Average of This Amou	-1.33	-1.42	-.64	-2.98	-1.09
Number of Games Bowled Over Avera	34	33	1	3	31
Number of Games Bowled Under Avera	26	24	2	6	20

Note: Averages are based only on people who bowled.

# Press Release -- 10/31/2025

10/30/2025 Week 11 of 31

## Applette 2025-26

Thursday 6:30 pm

**Big Apple Fun Center**

Lanes 17 - 22

### Team Standings

Place	Team Name	Avg p/gm	Points Won	Points Lost	Year-To-Date WON	Y-T-D LOST
1	Joe's Honky Tonk	640	72	27	72	27
2	Stick Creek Sales	558	61	38	61	38
3	Hatch's Helping Hands	530	59	40	59	40
4	Living on a Spare	616	57	42	57	42
5	Streamline Painting	477	40	59	40	59
6	Bye Team		8	91	8	91

\*\*\* Although not shown, standings are determined by points only for the current split

### Last Week's Top Scores

	Scratch Game	Scratch Series	Handicap Game	Handicap Series
<b>Men</b>	207 David Hibberd	546 David Hibberd	243 David Hibberd	654 David Hibberd
	192 John Krotz	523 John Krotz	231 John Krotz	640 John Krotz
	172 Hewitt Moyer	469 Hewitt Moyer	205 Hewitt Moyer	568 Hewitt Moyer
<b>Women</b>	227 Rebecca McPherson	618 Rebecca McPherson	260 Deb Hatcher	699 Rebecca McPherson
	213 Krista Wiester	562 Michelle Limbach	259 Krista Wiester	698 Deb Hatcher
	208 Michelle Limbach	536 Krista Wiester	254 Rebecca McPherson	682 Peg Hickman
	195 Deb Hatcher	503 Deb Hatcher	244 Michelle Limbach	674 Krista Wiester
	165 Steph Zajicek	450 Steph Zajicek	233 Dawn Chadrick	670 Michelle Limbach
	163 Lindsay McLaughlin	433 Casey Kates	232 Lindsay McLaughlin	666 Amanda Smallcomb
	154 Casey Kates	414 Lindsay McLaughlin	230 Peg Hickman	658 Dawn Chadrick
	140 Sheri Londer	406 Peg Hickman	227 Amanda Smallcomb	645 Angie Hauserman
	138 Peg Hickman	393 Amanda Smallcomb	224 Andrea Riessland	641 Chloe Howard
	136 Amanda Smallcomb	384 Sheri Londer	221 Chloe Howard	635 Andrea Riessland
136 Kathy Maxson				

### Local and Bowling Center Awards

Name	USBC ID Number	Award Average	Award Games	G1	G2	G3	Series	Award Score	Award Received
Deb L. Hatcher	4132-13 USBC	145	24	195	142	166	<b>503</b>	503	500 Series (Local Assoc. Awards)
Peg Hickman	4132-357 USBC	117	66	131	138	137	<b>406</b>	406	400 Series (Local Assoc. Awards)
Rebecca L. McPherson	6197-339 USBC	183	24	201	<b>227</b>	190	618	227	225 Game (Local Assoc. Awards)
Krista K. Wiester	8092-36738 USBC	164	27	145	178	<b>213</b>	536	213	200 Game (Local Assoc. Awards)