

# Applette 2025-26

Thursday 6:30 pm

## Big Apple Fun Center

Lanes 17 - 22

President: Michelle Limbach (308)627-5811

Vice President: Krista Wiester (402)677-7680

Secretary/Treasurer: Rebecca McPherson (402)984-0342

### Team Standings

Place	#	Team Name	Points Won	Points Lost	%Won	Pins + HDCP	Scratch Pins	Avg p/gm	High Game	High Sers	HDCP Game	HDCP Sers
1	5	Joe's Honky Tonk	64	26	71.1	25265	19109	636	763	2149	930	2683
2	2	Stick Creek Sales	58	32	64.4	25392	16791	559	692	1900	964	2716
3	3	Hatch's Helping Hands	51	39	56.7	25141	15814	527	606	1712	922	2606
4	1	Living on a Spare	51	39	56.7	25118	18449	614	699	2051	909	2601
5	4	Streamline Painting	39	51	43.3	25058	14402	480	565	1595	918	2642
6	6	Bye Team	7	83		0	0		0	0	0	0

### Review of Last Week's Bowling.....

Lanes	Team Name	HDCP -1-	HDCP -2-	HDCP -3-	HDCP Total	Last Wk WON	Team Name	HDCP -1-	HDCP -2-	HDCP -3-	HDCP Total	Last Wk WON
17-18	Stick Creek Sales	799	805	861	2465	3	<---> Joe's Honky Tonk	868	843	806	2517	6
19-20	Hatch's Helping Hand	824	851	893	2568	7	<---> Living on a Spare	807	805	789	2401	2
21-22	Streamline Painting	863	914	865	2642	9	<---> Bye Team	0	0	0	0	0

### Lane Assignments

	17-18	19-20	21-22
Wk11 10/30	4- 3	6- 5	2- 1
Wk12 11/06	6- 1	3- 2	4- 5
Wk13 11/13	5- 2	4- 6	1- 3

### Last Week's Top Scores

	Team Scratch Game	Team Scratch Series	Team Handicap Game	Team Handicap Series
	599 Joe's Honky Tonk	1750 Living on a Spare	914 Streamline Painting	2642 Streamline Paintin
	590 Living on a Spare	1710 Joe's Honky Tonk	893 Hatch's Helping Hands	2568 Hatch's Helping Ha
	565 Streamline Painting	1595 Streamline Painting	868 Joe's Honky Tonk	2517 Joe's Honky Tonk
	558 Stick Creek Sales	1557 Hatch's Helping Hands	861 Stick Creek Sales	2465 Stick Creek Sales
	556 Hatch's Helping Hands	1556 Stick Creek Sales	807 Living on a Spare	2401 Living on a Spare
Men	Scratch Game	Scratch Series	Handicap Game	Handicap Series
	184 Larry Lambrecht	497 Larry Lambrecht	248 Larry Lambrecht	689 Larry Lambrecht
	177 David Hibberd	497 David Hibberd	228 Tyler Krotz	645 Tyler Krotz
	92 Tyler Krotz	237 Tyler Krotz	212 David Hibberd	602 David Hibberd
Women	206 Rebecca McPherson	550 Rebecca McPherson	276 Kathy Maxson	744 Kathy Maxson
	192 Steph Zajicek	541 Steph Zajicek	249 Steph Zajicek	712 Steph Zajicek
	191 Kathy Maxson	505 Krista Wiester	243 Rose Hemmingsen	663 Rose Hemmingsen
	188 Casey Kates	489 Kathy Maxson	239 Casey Kates	657 Peg Hickman
	181 Krista Wiester	479 Michelle Limbach	238 Lindsay McLaughlin	644 Emilie Adamson
	179 Michelle Limbach	462 Casey Kates	237 Peg Hickman	643 Krista Wiester
	169 Sheri Jorgensen	432 Lindsay McLaughlin	233 Rebecca McPherson	642 Lindsay McLaughlin
	168 Lindsay McLaughlin	426 Sheri Jorgensen	232 Sheri Jorgensen	631 Rebecca McPherson
	149 Rose Hemmingsen	400 Beckie King	230 Emilie Adamson	620 Dawn Chadrick
	144 Beckie King	381 Rose Hemmingsen	229 Dawn Chadrick	615 Casey Kates
	144 Peg Hickman			615 Sheri Jorgensen
				615 Angie Hauserman

### Season High Scores

Team Scratch Game	Team Scratch Series	Team Handicap Game	Team Handicap Series
763 Joe's Honky Tonk	2149 Joe's Honky Tonk	964 Stick Creek Sales	2716 Stick Creek Sales
699 Living on a Spare	2051 Living on a Spare	930 Joe's Honky Tonk	2683 Joe's Honky Tonk
692 Stick Creek Sales	1900 Stick Creek Sales	922 Hatch's Helping Hands	2642 Streamline Paintin
606 Hatch's Helping Hands	1712 Hatch's Helping Hands	918 Streamline Painting	2606 Hatch's Helping Ha
565 Streamline Painting	1595 Streamline Painting	909 Living on a Spare	2601 Living on a Spare

**Season High Scores - Continued**

	<u>Scratch Game</u>		<u>Scratch Series</u>		<u>Handicap Game</u>		<u>Handicap Series</u>	
<b>Men</b>	243	Hewitt Moyer	624	Hewitt Moyer	260	Hewitt Moyer	732	Hewitt Moyer
	234	John Krotz	611	John Krotz	260	David Hibberd	689	Larry Lambrecht
	227	David Hibberd	587	Nick Kidd	248	Larry Lambrecht	671	David Hibberd
	214	Nick Kidd	563	David Hibberd	243	John Krotz	645	Tyler Krotz
	184	Larry Lambrecht	497	Larry Lambrecht	229	Nick Kidd	632	John Krotz
	92	Tyler Krotz	245	Tyler Krotz	228	Tyler Krotz	632	Nick Kidd
<b>Women</b>	227	Michelle Limbach	602	Michelle Limbach	277	Steph Zajicek	784	Beckie King
	216	Steph Zajicek	593	Rebecca McPherson	276	Kathy Maxson	744	Kathy Maxson
	215	Rebecca McPherson	556	Beckie King	274	Michelle Limbach	744	Michelle Limbach
	203	Krista Wiester	547	Krista Wiester	269	Emilie Adamson	728	Lindsay McLaughlin
	199	Casey Kates	541	Steph Zajicek	267	Beckie King	722	Rose Hemmingsen
	191	Dani Krotz	523	Sheri Jorgensen	265	Krista Wiester	721	Jacqui Moore
	191	Kathy Maxson	502	Casey Kates	260	Rose Hemmingsen	712	Steph Zajicek
	191	Beckie King	499	Deb Hatcher	257	Dani Krotz	694	Krista Wiester
	186	Sheri Jorgensen	490	Dani Krotz	256	Lindsay McLaughlin	689	Emilie Adamson
	177	Sheri Londer	489	Kathy Maxson	255	Casey Kates	688	Dani Krotz

**Team Rosters**

**1 - Living on a Spare**

<u>Name</u>	<u>Avg</u>	<u>HDCP</u>	<u>Pins</u>	<u>Gms</u>	<u>Points Won</u>	<u>High Game</u>	<u>High Sers</u>	<u>HDCP Game</u>	<u>HDCP Sers</u>	<u>0's</u>	<u>100's</u>	<u>200's</u>	<u>0's</u>	<u>400's</u>	<u>500's</u>
Alex Trevino	112	98	2354	21	3.0	152	403	247	682	6	15	--	6	1	--
DeAnn M. Brickner	125	85	375	3	1.0	147	375	232	630	--	3	--	1	--	--
Casey Kates	158	52	4288	27	8.0	199	502	255	670	--	27	--	--	7	2
Krista K. Wiester	164	46	4453	27	8.0	203	547	265	694	--	26	1	--	4	5
Rebecca L. McPherson	183	27	4397	24	8.0	215	593	236	650	--	19	5	--	1	7

**2 - Stick Creek Sales**

<u>Name</u>	<u>Avg</u>	<u>HDCP</u>	<u>Pins</u>	<u>Gms</u>	<u>Points Won</u>	<u>High Game</u>	<u>High Sers</u>	<u>HDCP Game</u>	<u>HDCP Sers</u>	<u>0's</u>	<u>100's</u>	<u>200's</u>	<u>0's</u>	<u>400's</u>	<u>500's</u>
Emilie E. Adamson	120	90	2177	18	6.0	168	406	269	689	1	17	--	5	1	--
Chloe L. Howard	121	89	730	6	2.0	153	367	241	631	2	4	--	2	--	--
Sheri J. Londer	133	77	2794	21	4.0	177	472	246	679	1	20	--	3	4	--
Lindsay L. McLaughlin	141	69	3391	24	6.0	174	465	256	728	--	24	--	2	6	--
Beckie S. King	141	69	3822	27	4.5	191	556	267	784	--	27	--	2	6	1
Hewitt P. Moyer	177	33	3190	18	7.0	243	624	260	732	--	15	3	--	2	4

**3 - Hatch's Helping Hands**

<u>Name</u>	<u>Avg</u>	<u>HDCP</u>	<u>Pins</u>	<u>Gms</u>	<u>Points Won</u>	<u>High Game</u>	<u>High Sers</u>	<u>HDCP Game</u>	<u>HDCP Sers</u>	<u>0's</u>	<u>100's</u>	<u>200's</u>	<u>0's</u>	<u>400's</u>	<u>500's</u>
Angie C. Hauserman	107	103	2261	21	4.0	153	368	244	683	8	13	--	7	--	--
Peg Hickman	118	92	2134	18	4.0	145	378	237	657	3	15	--	6	--	--
Jacqui Moore	123	87	2586	21	3.5	160	439	251	721	2	19	--	5	2	--
Jerilynn L. Kates	138	72	2489	18	5.0	172	448	245	682	--	18	--	2	4	--
Deb L. Hatcher	145	65	3496	24	4.5	175	499	236	682	--	24	--	2	6	--
Steph Zajicek	158	52	2848	18	7.0	216	541	277	712	--	17	1	--	4	2

**4 - Streamline Painting**

<u>Name</u>	<u>Avg</u>	<u>HDCP</u>	<u>Pins</u>	<u>Gms</u>	<u>Points Won</u>	<u>High Game</u>	<u>High Sers</u>	<u>HDCP Game</u>	<u>HDCP Sers</u>	<u>0's</u>	<u>100's</u>	<u>200's</u>	<u>0's</u>	<u>400's</u>	<u>500's</u>
Dawn M. Chadrick	103	107	2169	21	4.0	127	337	229	655	9	12	--	7	--	--
Andrea C. Riessland	107	103	1290	12	2.0	147	374	234	651	5	7	--	4	--	--
Rose Hemmingsen	117	93	2831	24	4.5	149	394	260	722	3	21	--	8	--	--
Kathy Maxson	131	79	2755	21	5.0	191	489	276	744	--	21	--	4	3	--
Sheri L. Jorgensen	146	64	2633	18	2.5	186	523	241	644	--	18	--	1	4	1

5 - Joe's Honky Tonk

Name	Avg	HDCP	Pins	Gms	Points	High	High	HDCP	HDCP	0's	100's	200's	0's	400's	500's
					Won	Game	Sers	Game	Sers						
Amanda B. Smallcomb	119	91	359	3	1.0	125	359	216	632	--	3	--	1	--	--
Larry L. Lambrecht	150	60	1811	12	3.0	184	497	248	689	--	12	--	--	4	--
Dani Krotz	153	57	3213	21	5.0	191	490	257	688	--	21	--	--	7	--
John L. Krotz	171	39	2568	15	4.0	234	611	243	632	--	13	2	--	3	2
David D. Hibberd	174	36	5226	30	10.0	227	563	260	671	--	25	5	--	2	8
Michelle L. Limbach	174	36	5248	30	11.0	227	602	274	744	--	25	5	--	4	6

6 - Bye Team

Temporary Substitutes

Men															
Name	Avg	HDCP	Pins	Gms	Points	High	High	HDCP	HDCP	0's	100's	200's	0's	400's	500's
					Won	Game	Sers	Game	Sers						
Nick Kidd	195	15	587	3	1.0	214	587	229	632	--	1	2	--	--	1
Tyler J. Krotz	76	134	684	9	2.0	92	245	228	645	9	--	--	3	--	--

Women															
Name	Avg	HDCP	Pins	Gms	Points	High	High	HDCP	HDCP	0's	100's	200's	0's	400's	500's
					Won	Game	Sers	Game	Sers						
Misty M. Hasselquist	123	87	1482	12	4.0	155	399	245	669	--	12	--	4	--	--

High Individual Match Points

11 Michelle Limbach	10 David Hibberd	8 Casey Kates	8 Rebecca McPherson
8 Krista Wiester	7 Hewitt Moyer	7 Steph Zajicek	6 Emilie Adamson

Individual High Averages

<b>Men</b>	174.20 David Hibberd	<b>Women</b>	183.21 Rebecca McPherson
			174.93 Michelle Limbach
			164.93 Krista Wiester
			158.81 Casey Kates
			153.00 Dani Krotz
			145.67 Deb Hatcher
			141.56 Beckie King
			141.29 Lindsay McLaughlin
			133.05 Sheri Londer
			131.19 Kathy Maxson

Most Improved Average

116 to 117.96 = +1.96 Rose Hemmingse	140 to 141.29 = +1.29 Lindsay McLaugh	173 to 174.20 = +1.20 David Hibberd
164 to 164.93 = +0.93 Krista Wiester	158 to 158.81 = +0.81 Casey Kates	107 to 107.67 = +0.67 Angie Hauserma

Most Un-Improved Averages

146 to 145.67 = -0.33 Deb Hatcher	175 to 174.93 = -0.07 Michelle Limbach	153 to 153.00 = 0.00 Dani Krotz
133 to 133.05 = +0.05 Sheri Londer	112 to 112.10 = +0.10 Alex Trevino	123 to 123.14 = +0.14 Jacqui Moore

# Applette 2025-26

## Big Apple Fun Center

### Reprint of Scores -- Week 10

#### Lane 17 2 - Stick Creek Sales Week 10 10/23/2025

Name	Old Avg	Old HDCP	-1-	-2-	-3-	Total	HDCP Total
Emilie E. Adamson	120	90	126	108	140	374	644
Sheri J. Londer	135	75	122	122	106	350	575
Lindsay L. McLaughlin	140	70	120	144	168	432	642
Beckie S. King	142	68	128	128	144	400	604
			====	====	====	====	====
Scratch Total			496	502	558	1556	1556
Handicap			303	303	303		909
Total			799	805	861	1556	2465
Team Points Won			0.0	0.0	1.0	1.0	1.0
Match Points Won			0.0	0.0	0.0	2.0	2.0
Total Points Won			0.0	0.0	1.0	3.0	3.0

#### Lane 18 5 - Joe's Honky Tonk Week 10 10/23/2025

Name	Old Avg	Old HDCP	-1-	-2-	-3-	Total	HDCP Total
Tyler J. Krotz	74	136	77	68	92	237	645
Larry L. Lambrecht	146	64	167	184	146	497	689
David D. Hibberd	175	35	176	177	144	497	602
Michelle L. Limbach	176	34	179	145	155	479	581
			====	====	====	====	====
Scratch Total			599	574	537	1710	1710
Handicap			269	269	269		807
Total			868	843	806	1710	2517
Team Points Won			1.0	1.0	0.0	3.0	3.0
Match Points Won			0.0	0.0	0.0	3.0	3.0
Total Points Won			1.0	1.0	0.0	6.0	6.0

#### Lane 19 3 - Hatch's Helping Hands Week 10 10/23/2025

Name	Old Avg	Old HDCP	-1-	-2-	-3-	Total	HDCP Total
Angie C. Hauserman	108	102	99	92	118	309	615
Peg Hickman	117	93	119	115	144	378	657
Jacqui Moore	125	85	103	115	111	329	584
Steph Zajicek	153	57	166	192	183	541	712
			====	====	====	====	====
Scratch Total			487	514	556	1557	1557
Handicap			337	337	337		1011
Total			824	851	893	1557	2568
Team Points Won			1.0	1.0	1.0	4.0	4.0
Match Points Won			0.0	0.0	0.0	3.0	3.0
Total Points Won			1.0	1.0	1.0	7.0	7.0

#### Lane 20 1 - Living on a Spare Week 10 10/23/2025

Name	Old Avg	Old HDCP	-1-	-2-	-3-	Total	HDCP Total
Alex Trevino	117	93	79	71	83	233	512
Casey Kates	159	51	124	188	150	462	615
Krista K. Wiester	164	46	181	166	158	505	643
Rebecca L. McPherson	183	27	206	163	181	550	631
			====	====	====	====	====
Scratch Total			590	588	572	1750	1750
Handicap			217	217	217		651
Total			807	805	789	1750	2401
Team Points Won			0.0	0.0	0.0	0.0	0.0
Match Points Won			0.0	0.0	0.0	2.0	2.0
Total Points Won			0.0	0.0	0.0	2.0	2.0

#### Lane 21 4 - Streamline Painting Week 10 10/23/2025

Name	Old Avg	Old HDCP	-1-	-2-	-3-	Total	HDCP Total
Dawn M. Chadrick	103	107	122	98	79	299	620
Rose Hemmingsen	116	94	125	107	149	381	663
Kathy Maxson	125	85	142	191	156	489	744
Sheri L. Jorgensen	147	63	125	169	132	426	615
			====	====	====	====	====
Scratch Total			514	565	516	1595	1595
Handicap			349	349	349		1047
Total			863	914	865	1595	2642
Team Points Won			1.0	1.0	1.0	4.0	4.0
Match Points Won			0.0	0.0	0.0	5.0	5.0
Total Points Won			1.0	1.0	1.0	9.0	9.0

#### Lane 22 6 - Bye Team Week 10 10/23/2025

Name	Old Avg	Old HDCP	-1-	-2-	-3-	Total	HDCP Total
No one bowled							

# Applette 2025-26

## Big Apple Fun Center

Note: This report includes information through October 23 which is Week 10 of 31

### Match Points Won (This Week) -- Week 10

**Lane 17 2 - Stick Creek Sales** Week 10 10/23/2025

Name	Last Wk Won	Last Wk Lost	HDCP -1-	HDCP -2-	HDCP -3-	HDCP Total
Emilie E. Adamson		1.0	216	198	230	644
Sheri J. Londer		1.0	197	197	181	575
Lindsay L. McLaughlin	1.0		190	214	238	642
Beckie S. King	1.0		196	196	212	604
=====						
Scratch Total			496	502	558	1556
Handicap			303	303	303	909
Total			799	805	861	2465
Team Points Won			0.0	0.0	1.0	1.0
Match Points Won			0.0	0.0	0.0	2.0
Total Points Won			0.0	0.0	1.0	3.0

**Lane 19 3 - Hatch's Helping Hands** Week 10 10/23/2025

Name	Last Wk Won	Last Wk Lost	HDCP -1-	HDCP -2-	HDCP -3-	HDCP Total
Angie C. Hauserman	1.0		201	194	220	615
Peg Hickman	1.0		212	208	237	657
Jacqui Moore		1.0	188	200	196	584
Steph Zajicek	1.0		223	249	240	712
=====						
Scratch Total			487	514	556	1557
Handicap			337	337	337	1011
Total			824	851	893	2568
Team Points Won			1.0	1.0	1.0	4.0
Match Points Won			0.0	0.0	0.0	3.0
Total Points Won			1.0	1.0	1.0	7.0

**Lane 21 4 - Streamline Painting** Week 10 10/23/2025

Name	Last Wk Won	Last Wk Lost	HDCP -1-	HDCP -2-	HDCP -3-	HDCP Total
Dawn M. Chadrick	1.0		229	205	186	620
Rose Hemmingsen	1.0		219	201	243	663
Kathy Maxson	2.0		227	276	241	744
Sheri L. Jorgensen	1.0		188	232	195	615
=====						
Scratch Total			514	565	516	1595
Handicap			349	349	349	1047
Total			863	914	865	2642
Team Points Won			1.0	1.0	1.0	4.0
Match Points Won			0.0	0.0	0.0	5.0
Total Points Won			1.0	1.0	1.0	9.0

**Lane 18 5 - Joe's Honky Tonk** Week 10 10/23/2025

Name	Last Wk Won	Last Wk Lost	HDCP -1-	HDCP -2-	HDCP -3-	HDCP Total
Tyler J. Krotz	1.0		213	204	228	645
Larry L. Lambrecht	2.0		231	248	210	689
David D. Hibberd		1.0	211	212	179	602
Michelle L. Limbach		1.0	213	179	189	581
=====						
Scratch Total			599	574	537	1710
Handicap			269	269	269	807
Total			868	843	806	2517
Team Points Won			1.0	1.0	0.0	3.0
Match Points Won			0.0	0.0	0.0	3.0
Total Points Won			1.0	1.0	0.0	6.0

**Lane 20 1 - Living on a Spare** Week 10 10/23/2025

Name	Last Wk Won	Last Wk Lost	HDCP -1-	HDCP -2-	HDCP -3-	HDCP Total
Alex Trevino		1.0	172	164	176	512
Casey Kates		1.0	175	239	201	615
Krista K. Wiester	1.0		227	212	204	643
Rebecca L. McPherson	1.0	1.0	233	190	208	631
=====						
Scratch Total			590	588	572	1750
Handicap			217	217	217	651
Total			807	805	789	2401
Team Points Won			0.0	0.0	0.0	0.0
Match Points Won			0.0	0.0	0.0	2.0
Total Points Won			0.0	0.0	0.0	2.0

**Lane 22 6 - Bye Team** Week 10 10/23/2025

Name	Last Wk Won	Last Wk Lost	HDCP -1-	HDCP -2-	HDCP -3-	HDCP Total
No one bowled						

# Applette 2025-26

## Big Apple Fun Center

\* Bowlers listed must have a minimum of 1 games.

### Match Points Won (Total for Year)

Name	Points	Points	%Won	Avg	Gms	Name	Points	Points	%Won	Avg	Gms
	Won	Lost					Won	Lost			
Michelle L. Limbach	11.0	3.0	78.57%	174	30	John L. Krotz	4.0	2.0	66.67%	171	15
David D. Hibberd	10.0	3.0	76.92%	174	30	Dawn M. Chadrick	4.0	5.0	44.44%	103	21
Casey Kates	8.0	3.0	72.73%	158	27	Peg Hickman	4.0	2.0	66.67%	118	18
Rebecca L. McPherson	8.0	5.0	61.54%	183	24	Misty M. Hasselquist	4.0	1.0	80.00%	123	12
Krista K. Wiester	8.0	3.0	72.73%	164	27	Angie C. Hauserman	4.0	3.0	57.14%	107	21
Hewitt P. Moyer	7.0	2.0	77.78%	177	18	Jacqui Moore	3.5	3.5	50.00%	123	21
Steph Zajicek	7.0	2.0	77.78%	158	18	Alex Trevino	3.0	5.0	37.50%	112	21
Emilie E. Adamson	6.0	2.0	75.00%	120	18	Larry L. Lambrecht	3.0	2.0	60.00%	150	12
Lindsay L. McLaughlin	6.0	4.0	60.00%	141	24	Sheri L. Jorgensen	2.5	4.5	35.71%	146	18
Dani Krotz	5.0	2.0	71.43%	153	21	Chloe L. Howard	2.0		100.00%	121	6
Jerilynn L. Kates	5.0	2.0	71.43%	138	18	Andrea C. Riessland	2.0	2.0	50.00%	107	12
Kathy Maxson	5.0	4.0	55.56%	131	21	Tyler J. Krotz	2.0	1.0	66.67%	76	9
Rose Hemmingsen	4.5	4.5	50.00%	117	24	Amanda B. Smallcomb	1.0		100.00%	119	3
Deb L. Hatcher	4.5	4.5	50.00%	145	24	DeAnn M. Brickner	1.0		100.00%	125	3
Beckie S. King	4.5	4.5	50.00%	141	27	Nick Kidd	1.0		100.00%	195	3
Sheri J. Londer	4.0	3.0	57.14%	133	21						

# Applette 2025-26

## Big Apple Fun Center

\* Bowlers listed must have a minimum of 1 games.

### Change in Average

Name	-----Old-----		Old					---Average Change---			Weekly Over Avg
	Pins	Games	Avg	-1-	-2-	-3-	Total	New	Old	---> +/-	Series Avg +/-
Emilie E. Adamson	1803	15	120	<b>126</b>	108	<b>140</b>	374	120.94	- 120.20	= 0.74	374 - 360=14
DeAnn M. Brickner	375	3	125				0	125.00	- 125.00	= 0.00	
Dawn M. Chadrick	1870	18	103	<b>122</b>	<b>98</b>	<del>79</del>	299	103.29	- 103.89	= -0.60	299 - 309=-10
Misty M. Hasselquist	1482	12	123				0	123.50	- 123.50	= 0.00	
Deb L. Hatcher	3496	24	145				0	145.67	- 145.67	= 0.00	
Angie C. Hauserman	1952	18	108	<b>99</b>	<b>92</b>	<b>118</b>	309	107.67	- 108.44	= -0.78	309 - 324=-15
Rose Hemmingsen	2450	21	116	<b>125</b>	<b>107</b>	<b>149</b>	381	117.96	- 116.67	= 1.29	381 - 348=33
David D. Hibberd	4729	27	175	<b>176</b>	177	144	497	174.20	- 175.15	= -0.95	497 - 525=-28
Peg Hickman	1756	15	117	<b>119</b>	115	<b>144</b>	378	118.56	- 117.07	= 1.49	378 - 351=27
Chloe L. Howard	730	6	121				0	121.67	- 121.67	= 0.00	
Sheri L. Jorgensen	2207	15	147	<del>125</del>	<b>169</b>	<del>132</del>	426	146.28	- 147.13	= -0.86	426 - 441=-15
Casey Kates	3826	24	159	124	<b>188</b>	150	462	158.81	- 159.42	= -0.60	462 - 477=-15
Jerilynn L. Kates	2489	18	138				0	138.28	- 138.28	= 0.00	
Nick Kidd	587	3	195				0	195.67	- 195.67	= 0.00	
Beckie S. King	3422	24	142	128	<b>128</b>	<b>144</b>	400	141.56	- 142.58	= -1.03	400 - 426=-26
Dani Krotz	3213	21	153				0	153.00	- 153.00	= 0.00	
John L. Krotz	2568	15	171				0	171.20	- 171.20	= 0.00	
Tyler J. Krotz	447	6	74	77	<b>68</b>	92	237	76.00	- 74.50	= 1.50	237 - 222=15
Larry L. Lambrecht	1314	9	146	<b>167</b>	<b>184</b>	<b>146</b>	497	150.92	- 146.00	= 4.92	497 - 438=59
Michelle L. Limbach	4769	27	176	<b>179</b>	145	155	479	174.93	- 176.63	= -1.70	479 - 528=-49
Sheri J. Londer	2444	18	135	122	122	106	350	133.05	- 135.78	= -2.73	350 - 405=-55
Kathy Maxson	2266	18	125	<b>142</b>	<b>191</b>	<b>156</b>	489	131.19	- 125.89	= 5.30	489 - 375=114
Lindsay L. McLaughlin	2959	21	140	120	<b>144</b>	<b>168</b>	432	141.29	- 140.90	= 0.39	432 - 420=12
Rebecca L. McPherson	3847	21	183	<b>206</b>	163	181	550	183.21	- 183.19	= 0.02	550 - 549=1
Jacqui Moore	2257	18	125	103	115	111	329	123.14	- 125.39	= -2.25	329 - 375=-46
Hewitt P. Moyer	3190	18	177				0	177.22	- 177.22	= 0.00	
Andrea C. Riessland	1290	12	107				0	107.50	- 107.50	= 0.00	
Amanda B. Smallcomb	359	3	119				0	119.67	- 119.67	= 0.00	
Alex Trevino	2121	18	117	79	71	83	233	112.10	- 117.83	= -5.74	233 - 351=-118
Krista K. Wiester	3948	24	164	<b>181</b>	<b>166</b>	<b>158</b>	505	164.93	- 164.50	= 0.43	505 - 492=13
Steph Zajicek	2307	15	153	166	<b>192</b>	<b>183</b>	541	158.22	- 153.80	= 4.42	541 - 459=82

# Applette 2025-26

## Big Apple Fun Center

\* Bowlers listed must have a minimum of 1 games.

### High Average Listing

	<u>Name</u>	<u>True Average</u>	<u>Pins</u>	<u>Gms</u>	<u>To Raise Avg +1</u>	<u>To Drop Avg -1</u>
1	Nick Kidd	195.67	587	3	589	582
2	Rebecca L. McPherson	183.21	4397	24	571	543
3	Hewitt P. Moyer	177.22	3190	18	548	526
4	Michelle L. Limbach	174.93	5248	30	527	493
5	David D. Hibberd	174.20	5226	30	549	515
6	John L. Krotz	171.20	2568	15	528	509
7	Krista K. Wiester	164.93	4453	27	497	466
8	Casey Kates	158.81	4288	27	482	451
9	Steph Zajicek	158.22	2848	18	491	469
10	Dani Krotz	153.00	3213	21	483	458
11	Larry L. Lambrecht	150.92	1811	12	454	438
12	Sheri L. Jorgensen	146.28	2633	18	454	432
13	Deb L. Hatcher	145.67	3496	24	446	418
14	Beckie S. King	141.56	3822	27	438	407
15	Lindsay L. McLaughlin	141.29	3391	24	443	415
16	Jerilynn L. Kates	138.28	2489	18	430	408
17	Sheri J. Londer	133.05	2794	21	422	397
18	Kathy Maxson	131.19	2755	21	413	388
19	DeAnn M. Brickner	125.00	375	3	381	374
20	Misty M. Hasselquist	123.50	1482	12	378	362
21	Jacqui Moore	123.14	2586	21	390	365
22	Chloe L. Howard	121.67	730	6	368	358
23	Emilie E. Adamson	120.94	2177	18	364	342
24	Amanda B. Smallcomb	119.67	359	3	361	354
25	Peg Hickman	118.56	2134	18	365	343
26	Rose Hemmingsen	117.96	2831	24	355	327
27	Alex Trevino	112.10	2354	21	358	333
28	Angie C. Hauserman	107.67	2261	21	331	306
29	Andrea C. Riessland	107.50	1290	12	330	314
30	Dawn M. Chadrick	103.29	2169	21	327	302
31	Tyler J. Krotz	76.00	684	9	240	227

# Applette 2025-26

## Big Apple Fun Center

\* Bowlers listed must have a minimum of 22 games.

Note: This report includes information through October 23 which is Week 10 of 31

### Most Improved Averages

Name	True		Most Improved		Name	True		Most Improved	
	Average	Gms	Avg	+/-		Average	Gms	Avg	+/-
Rose Hemmingsen	117.96	24	116	+1.96	Beckie S. King	141.56	27	141	+0.56
Lindsay L. McLaughlin	141.29	24	140	+1.29	Rebecca L. McPherson	183.21	24	183	+0.21
David D. Hibberd	174.20	30	173	+1.20	Michelle L. Limbach	174.93	30	175	-0.07
Krista K. Wiester	164.93	27	164	+0.93	Deb L. Hatcher	145.67	24	146	-0.33
Casey Kates	158.81	27	158	+0.81					

# Applette 2025-26

## Big Apple Fun Center

\* Bowlers listed must have a minimum of 1 games.

### Most Pins Over Average

Name	-----Old-----		Old					---Average Change---			Weekly Over Avg
	Pins	Games	Avg	-1-	-2-	-3-	Total	New	Old	---> +/-	Series Avg +/-
Kathy Maxson	2266	18	125	<b>142</b>	<b>191</b>	<b>156</b>	489	131.19	- 125.89	= 5.30	489 - 375=114
Steph Zajicek	2307	15	153	166	<b>192</b>	<b>183</b>	541	158.22	- 153.80	= 4.42	541 - 459=82
Larry L. Lambrecht	1314	9	146	<b>167</b>	<b>184</b>	<b>146</b>	497	150.92	- 146.00	= 4.92	497 - 438=59
Rose Hemmingsen	2450	21	116	<b>125</b>	<b>107</b>	<b>149</b>	381	117.96	- 116.67	= 1.29	381 - 348=33
Peg Hickman	1756	15	117	<b>119</b>	115	<b>144</b>	378	118.56	- 117.07	= 1.49	378 - 351=27
Tyler J. Krotz	447	6	74	77	<b>68</b>	92	237	76.00	- 74.50	= 1.50	237 - 222=15
Emilie E. Adamson	1803	15	120	<b>126</b>	108	<b>140</b>	374	120.94	- 120.20	= 0.74	374 - 360=14
Krista K. Wiester	3948	24	164	<b>181</b>	<b>166</b>	<b>158</b>	505	164.93	- 164.50	= 0.43	505 - 492=13
Lindsay L. McLaughlin	2959	21	140	120	<b>144</b>	<b>168</b>	432	141.29	- 140.90	= 0.39	432 - 420=12
Rebecca L. McPherson	3847	21	183	<b>206</b>	163	181	550	183.21	- 183.19	= 0.02	550 - 549=1
Dawn M. Chadrick	1870	18	103	<b>122</b>	<b>98</b>	<del>79</del>	299	103.29	- 103.89	= -0.60	299 - 309=-10
Casey Kates	3826	24	159	124	<b>188</b>	150	462	158.81	- 159.42	= -0.60	462 - 477=-15
Sheri L. Jorgensen	2207	15	147	<del>125</del>	<b>169</b>	<del>132</del>	426	146.28	- 147.13	= -0.86	426 - 441=-15
Angie C. Hauserman	1952	18	108	<b>99</b>	<b>92</b>	<b>118</b>	309	107.67	- 108.44	= -0.78	309 - 324=-15
Beckie S. King	3422	24	142	128	<b>128</b>	<b>144</b>	400	141.56	- 142.58	= -1.03	400 - 426=-26
David D. Hibberd	4729	27	175	<b>176</b>	177	144	497	174.20	- 175.15	= -0.95	497 - 525=-28
Jacqui Moore	2257	18	125	103	115	111	329	123.14	- 125.39	= -2.25	329 - 375=-46
Michelle L. Limbach	4769	27	176	<b>179</b>	145	155	479	174.93	- 176.63	= -1.70	479 - 528=-49
Sheri J. Londer	2444	18	135	122	122	106	350	133.05	- 135.78	= -2.73	350 - 405=-55
Alex Trevino	2121	18	117	79	71	83	233	112.10	- 117.83	= -5.74	233 - 351=-118

# Applette 2025-26

## Big Apple Fun Center

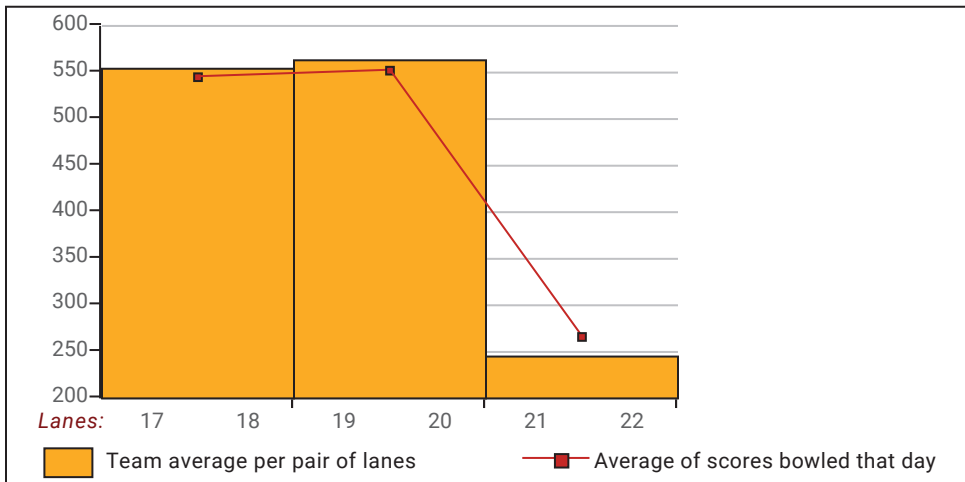
This report is for scores bowled October 23 which is Week 10 of 31

### This Week's Statistics

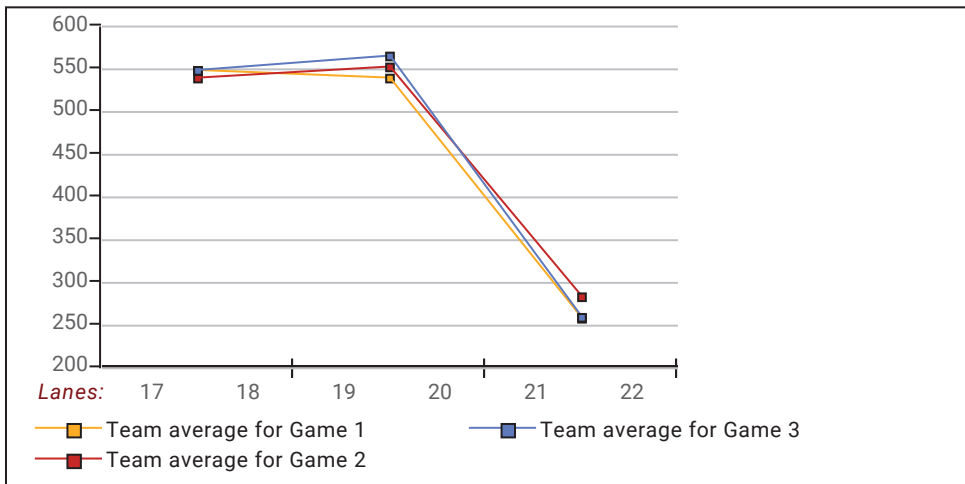
	<u>Over All</u>	<u>Men</u>	<u>Women</u>
How many people bowled	20	3	17
Number of games bowled	60	9	51
Actual average of week's scores	136.13	136.78	136.02
How many games above average	29	6	23
How many games below average	30	2	28
Pins above/below average per game	-0.12	5.11	-1.04
How many people raised average	10	2	8
by this amount	2.05	3.21	1.76
How many people went down	10	1	9
by this amount	-1.72	-0.95	-1.81
League average before bowling	136.75	131.88	137.61
League average after bowling	136.91	133.71	137.48
Change in league average	0.16	1.82	-0.13
800s	--	--	--
775s	--	--	--
750s	--	--	--
725s	--	--	--
700s	--	--	--
675s	--	--	--
650s	--	--	--
625s	--	--	--
600s	--	--	--
575s	--	--	--
550s	1	--	1
525s	1	--	1
500s	1	--	1
475s	4	2	2
450s	1	--	1
425s	2	--	2
400s	1	--	1
below 400	9	1	8
300s	--	--	--
275s	--	--	--
250s	--	--	--
225s	--	--	--
200s	1	--	1
175s	10	3	7
150s	10	1	9
125s	15	2	13
100s	14	--	14
below 100	10	3	7

This report is for scores bowled October 23 which is Week 10 of 31

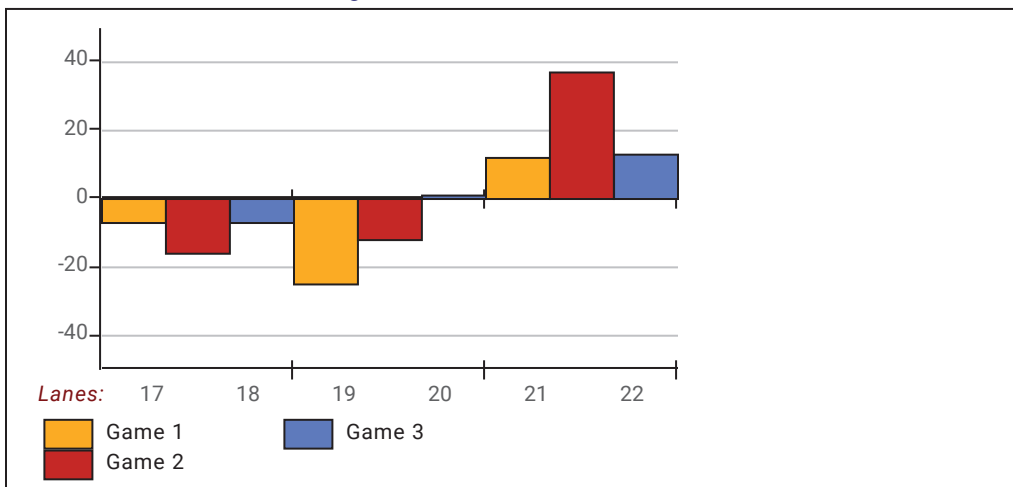
**Team Average vs Avg of Scores**



**Average of Scores for Each Game**

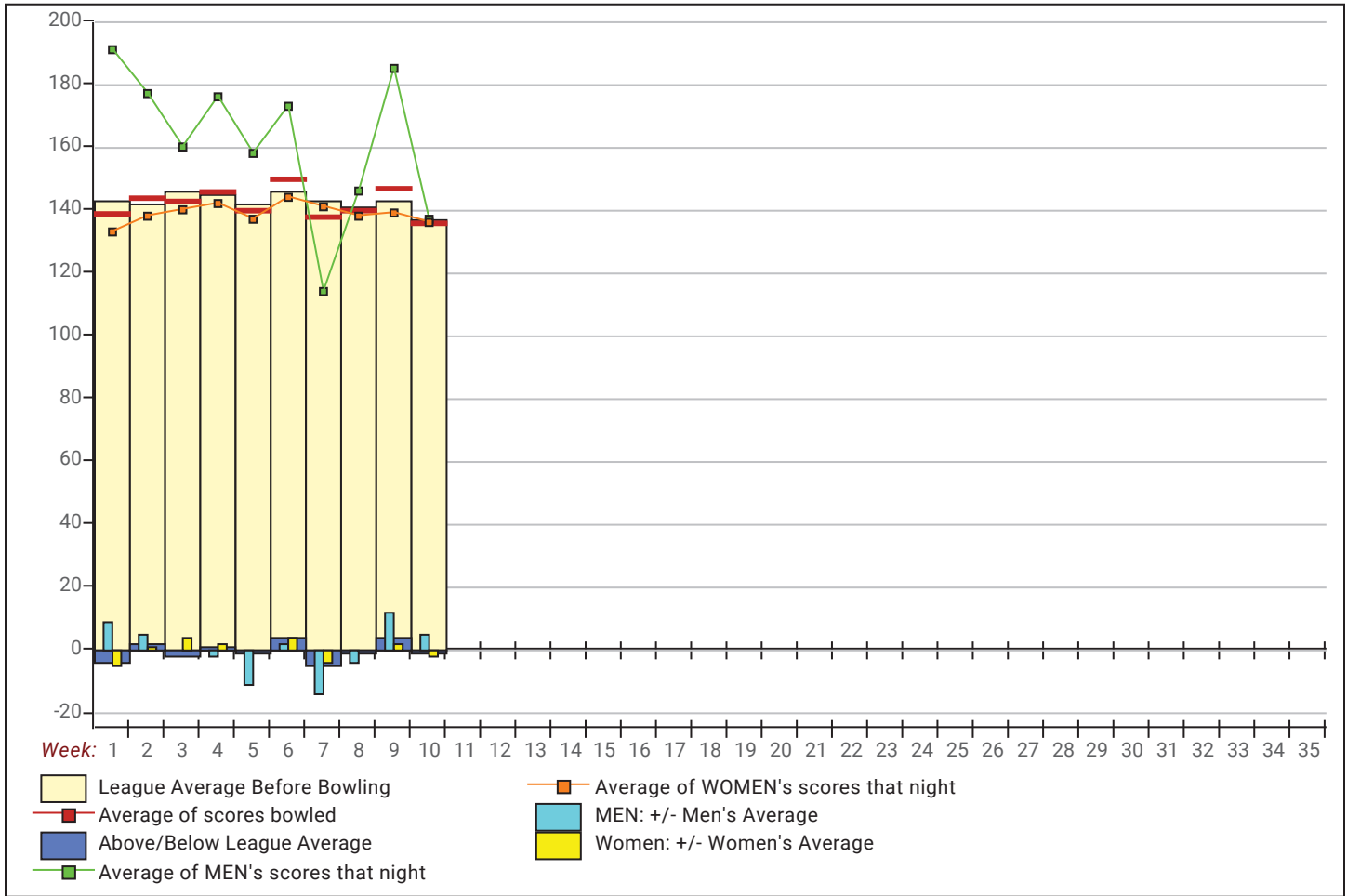


**Amount Over/Under Team Average**



This report is for scores bowled October 23 which is Week 10 of 31

**League Average Week-by-Week**



**League Average Statistics for Last Week**

	League	Right Hand	Left Hand	Men (Lft+Rt)	Women (Lft+Rt)
League Average Before Bowling	136.75	137.74	117.83	131.88	137.61
Average of scores bowled that night	136.13	139.21	77.67	136.78	136.02
New League Average After Bowling	136.91	138.22	112.10	133.71	137.48
Change in League Average	.16	.47	-5.74	1.82	-.13
People Who Bowled Over Average	10	10		2	8
People Who Bowled Under Average	10	9	1	1	9
Average Amount of Series Over Avg	37.00	37.00		37.00	37.00
Average Amount of Series Under Avg	-37.70	-28.78	-118.00	-28.00	-38.78
Difference Avg, NiteAvg	-.12	1.95	-39.33	5.11	-1.04
Number of Bowlers	20	19	1	3	17
Number of Games Bowled	60	57	3	9	51
People Who Raised Their Average	10	10		2	8
Raised By an Average of This Amount	2.05	2.05		3.21	1.76
People Who Lowered Their Average	10	9	1	1	9
Lowered By an Average of This Amou	-1.72	-1.28	-5.74	-.95	-1.81
Number of Games Bowled Over Avera	29	29		6	23
Number of Games Bowled Under Avera	30	27	3	2	28

Note: Averages are based only on people who bowled.

# Press Release -- 10/24/2025

10/23/2025 Week 10 of 31

## Applette 2025-26

Thursday 6:30 pm

**Big Apple Fun Center**

Lanes 17 - 22

### Team Standings

Place	Team Name	Avg p/gm	Points Won	Points Lost	Year-To-Date WON	Y-T-D LOST
1	Joe's Honky Tonk	636	64	26	64	26
2	Stick Creek Sales	559	58	32	58	32
3	Hatch's Helping Hands	527	51	39	51	39
4	Living on a Spare	614	51	39	51	39
5	Streamline Painting	480	39	51	39	51
6	Bye Team		7	83	7	83

\*\*\* Although not shown, standings are determined by points only for the current split

### Last Week's Top Scores

	Scratch Game	Scratch Series	Handicap Game	Handicap Series
<b>Men</b>	184 Larry Lambrecht	497 Larry Lambrecht	248 Larry Lambrecht	689 Larry Lambrecht
	177 David Hibberd	497 David Hibberd	228 Tyler Krotz	645 Tyler Krotz
	92 Tyler Krotz	237 Tyler Krotz	212 David Hibberd	602 David Hibberd
<b>Women</b>	206 Rebecca McPherson	550 Rebecca McPherson	276 Kathy Maxson	744 Kathy Maxson
	192 Steph Zajicek	541 Steph Zajicek	249 Steph Zajicek	712 Steph Zajicek
	191 Kathy Maxson	505 Krista Wiester	243 Rose Hemmingsen	663 Rose Hemmingsen
	188 Casey Kates	489 Kathy Maxson	239 Casey Kates	657 Peg Hickman
	181 Krista Wiester	479 Michelle Limbach	238 Lindsay McLaughlin	644 Emilie Adamson
	179 Michelle Limbach	462 Casey Kates	237 Peg Hickman	643 Krista Wiester
	169 Sheri Jorgensen	432 Lindsay McLaughlin	233 Rebecca McPherson	642 Lindsay McLaughlin
	168 Lindsay McLaughlin	426 Sheri Jorgensen	232 Sheri Jorgensen	631 Rebecca McPherson
	149 Rose Hemmingsen	400 Beckie King	230 Emilie Adamson	620 Dawn Chadrick
	144 Beckie King	381 Rose Hemmingsen	229 Dawn Chadrick	615 Casey Kates
144 Peg Hickman			615 Sheri Jorgensen	
			615 Angie Hauserman	

### Local and Bowling Center Awards

Name	USBC ID Number	Award Average	Award Games	G1	G2	G3	Series	Award Score	Award Received
Kathy Maxson	9726-4304 USBC	136	57	142	191	156	489	191	175 Game (Local Assoc. Awards)