

Applette 2023-24

Thursday 6:30 pm

Big Apple Fun Center

Lanes 19 - 24

President: Michelle Limbach (308)627-5811

Vice President: Krista Wiester (402)677-7680

Secretary/Treasurer: Rebecca McPherson (402)984-0342

Team Standings

Place	Lane	#	Team Name	Points Won	Points Lost	%Won	Pins + HDCP	Scratch Pins	Avg p/gm	High Game	High Sers	HDCP Game	HDCP Sers
1	19	6	Riches Rollin Smoke BBQ	51	30	63.0	23129	14381	532	606	1736	947	2759
2	23	5	Living on a Spare	46½	34½	57.4	22740	18042	668	769	2101	945	2631
3	20	3	Joe's Honky Tonk	46	35	56.8	22789	15187	562	677	1910	919	2613
4	24	1	Streamline Painting	40	41	49.4	23108	13709	507	614	1707	955	2710
5	21	2	Cost Gutterz	34½	46½	42.6	22765	9085	336	406	1148	903	2656
6	22	4	Sequel Bowling Bookworms	25	56	30.9	22524	14487	536	619	1809	915	2697

Review of Last Week's Bowling.....

Lanes	Team Name	HDCP -1-	HDCP -2-	HDCP -3-	HDCP Total	Last Wk WON	Team Name	HDCP -1-	HDCP -2-	HDCP -3-	HDCP Total	Last Wk WON
19-20	Riches Rollin Smoke	810	809	788	2407	3	<---> Joe's Honky Tonk	782	871	819	2472	6
21-22	Cost Gutterz	882	892	882	2656	8	<---> Sequel Bowling Book	681	726	824	2231	1
23-24	Living on a Spare	794	819	858	2471	7	<---> Streamline Painting	779	785	837	2401	2

Lane Assignments

	19-20	21-22	23-24
Wk10 11/02	2- 5	3- 1	4- 6
Wk11 11/09	4- 3	6- 5	2- 1
Wk12 11/16	6- 1	3- 2	4- 5

Last Week's Top Scores

	Team Scratch Game	Team Scratch Series	Team Handicap Game	Team Handicap Series
	687 Living on a Spare	1958 Living on a Spare	892 Cost Gutterz	2656 Cost Gutterz
	574 Joe's Honky Tonk	1581 Joe's Honky Tonk	871 Joe's Honky Tonk	2472 Joe's Honky Tonk
	541 Streamline Painting	1513 Streamline Painting	858 Living on a Spare	2471 Living on a Spare
	537 Sequel Bowling Bookworm	1513 Riches Rollin Smoke BBQ	837 Streamline Painting	2407 Riches Rollin Smok
	512 Riches Rollin Smoke BBQ	1370 Sequel Bowling Bookworm	824 Sequel Bowling Bookworm	2401 Streamline Paintin
	375 Cost Gutterz	1105 Cost Gutterz	810 Riches Rollin Smoke BBQ	2231 Sequel Bowling Bo
	Scratch Game	Scratch Series	Handicap Game	Handicap Series
Men	184 Arlen Jorgensen	486 Arlen Jorgensen	243 Allen Noltersmeier	631 Allen Noltersmeier
	158 Allen Noltersmeier	376 Allen Noltersmeier	213 Arlen Jorgensen	573 Arlen Jorgensen
Women	205 Shelli Krotz	555 Michelle Limbach	271 Shelli Krotz	682 Erika Carrillo
	201 Michelle Limbach	525 Ann Graham	243 Michelle Limbach	681 Michelle Limbach
	195 Krista Wiester	522 Rebecca McPherson	238 Krista Wiester	678 Macy Nickel
	192 Ann Graham	493 Krista Wiester	236 Macy Nickel	671 Brooke Thiessen
	182 Rebecca McPherson	473 Shelli Krotz	235 Wendy Pohl	671 Shelli Krotz
	172 Ashley Hancock	418 Cindy Stones	235 Ann Graham	654 Ann Graham
	158 Wendy Pohl	404 Deb Hatcher	234 Brooke Thiessen	634 Kathy Maxson
	158 Deb Hatcher	388 Kathy Maxson	233 Erika Carrillo	633 Kira Hancock
	156 Cindy Stones	387 Kira Hancock	228 Ashley Hancock	625 Olivia Burival
	138 Kathy Maxson	382 Wendy Pohl	227 Olivia Burival	622 Krista Wiester

Season High Scores

	Team Scratch Game	Team Scratch Series	Team Handicap Game	Team Handicap Series
	769 Living on a Spare	2101 Living on a Spare	955 Streamline Painting	2759 Riches Rollin Smok
	677 Joe's Honky Tonk	1910 Joe's Honky Tonk	947 Riches Rollin Smoke BBQ	2710 Streamline Paintin
	619 Sequel Bowling Bookworm	1809 Sequel Bowling Bookworm	945 Living on a Spare	2697 Sequel Bowling Bo
	614 Streamline Painting	1736 Riches Rollin Smoke BBQ	919 Joe's Honky Tonk	2656 Cost Gutterz
	606 Riches Rollin Smoke BBQ	1707 Streamline Painting	915 Sequel Bowling Bookworm	2631 Living on a Spare
	406 Cost Gutterz	1148 Cost Gutterz	903 Cost Gutterz	2613 Joe's Honky Tonk
	Scratch Game	Scratch Series	Handicap Game	Handicap Series
Men	257 Arlen Jorgensen	675 Arlen Jorgensen	296 Arlen Jorgensen	792 Arlen Jorgensen
	212 David Hibberd	557 David Hibberd	248 David Hibberd	665 David Hibberd

Applette 2023-24

	<u>Scratch Game</u>		<u>Scratch Series</u>		<u>Handicap Game</u>		<u>Handicap Series</u>	
	158	Allen Noltersmeier	376	Allen Noltersmeier	243	Allen Noltersmeier	631	Allen Noltersmeier
Women	233	Rebecca McPherson	585	Rebecca McPherson	284	Kira Hancock	779	Kira Hancock
	225	Krista Wiester	574	Michelle Limbach	273	Shelli Krotz	751	Deb Hatcher
	217	Ann Graham	562	Deb Hatcher	272	Krista Wiester	738	Sheri Jorgensen
	211	Cindy Stones	555	Krista Wiester	271	Angie Hauserman	734	Lindsay McLaughlin
	208	Lisa Poff	548	Ann Graham	268	Rebecca McPherson	714	Jacqui Moore
	208	Michelle Limbach	517	Cindy Stones	264	Sheri Jorgensen	711	Colleen Jorgensen
	206	Shelli Krotz	510	Sheri Jorgensen	263	Erika Carrillo	710	Kathy Maxson
	198	Deb Hatcher	500	Lisa Poff	262	Kathy Maxson	709	Michelle Limbach
	193	Beckie King	494	Lindsay McLaughlin	261	Ann Graham	703	Erika Carrillo
	188	Sheri Jorgensen	473	Shelli Krotz	259	Beckie King	698	Peg Hickman

Team Rosters

1 - Streamline Painting

<u>Name</u>	<u>Avg</u>	<u>HDCP</u>	<u>Pins</u>	<u>Gms</u>	<u>Points Won</u>	<u>High Game</u>	<u>High Sers</u>	<u>HDCP Game</u>	<u>HDCP Sers</u>	<u>Most Improved Avg +/-</u>	<u>To Raise Avg +1</u>	<u>To Drop Avg -1</u>	<u>Weekly Over Avg Series Avg +/-</u>	
Monica R. Eder	93	117	279	3		107	279	224	630		285	278		
Colleen R. Jorgensen	94	116	1701	18	3.5	117	326	247	711		294	272		
Dawn M. Chadrick	97	113	874	9	2.0	129	326	242	665		302	289	257 - 306=-49	
Kathy Maxson	128	82	2692	21	4.0	175	449	262	710	128	+0.19	404	379	388 - 384=4
Wendy L. Pohl	130	80	781	6		158	399	235	630		398	388	382 - 399=-17	
Sheri L. Jorgensen	139	71	2926	21	7.0	188	510	264	738	139	+0.33	434	409	

2 - Cost Gutterz

<u>Name</u>	<u>Avg</u>	<u>HDCP</u>	<u>Pins</u>	<u>Gms</u>	<u>Points Won</u>	<u>High Game</u>	<u>High Sers</u>	<u>HDCP Game</u>	<u>HDCP Sers</u>	<u>Most Improved Avg +/-</u>	<u>To Raise Avg +1</u>	<u>To Drop Avg -1</u>	<u>Weekly Over Avg Series Avg +/-</u>	
Erika A. Carrillo	50	160	1206	24	5.5	98	196	263	703	48	+2.25	171	143	196 - 144=52
Macy C. Nickel	86	124	2337	27	3.0	119	312	236	678	85	+1.56	273	242	300 - 252=48
Olivia R. Burival	89	121	2407	27	7.0	138	296	256	653	88	+1.15	293	262	262 - 267=-5
Brooke L. Thiessen	104	106	2715	26	4.0	136	366	246	696	103	+1.42	330	300	347 - 306=41
Ashley K. Schroeder	109	101	327	3		118	327	219	630			333	326	

3 - Joe's Honky Tonk

<u>Name</u>	<u>Avg</u>	<u>HDCP</u>	<u>Pins</u>	<u>Gms</u>	<u>Points Won</u>	<u>High Game</u>	<u>High Sers</u>	<u>HDCP Game</u>	<u>HDCP Sers</u>	<u>Most Improved Avg +/-</u>	<u>To Raise Avg +1</u>	<u>To Drop Avg -1</u>	<u>Weekly Over Avg Series Avg +/-</u>	
Brenda J. Sonnenfeld	98	112	2073	21	2.0	134	352	242	658	98	+0.71	303	278	258 - 300=-42
Sheri J. Londer	127	83	3446	27	4.0	181	437	255	659	132	-4.37	394	363	295 - 393=-98
Shelli Krotz	146	64	3073	21	6.0	206	473	273	673	146	+0.33	455	430	473 - 432=41
Dani Krotz	151	59	908	6	2.0	172	456	232	636			460	450	
Michelle L. Limbach	170	40	4606	27	10.0	208	574	253	709	165	+5.59	524	493	555 - 504=51

4 - Sequel Bowling Bookworms

<u>Name</u>	<u>Avg</u>	<u>HDCP</u>	<u>Pins</u>	<u>Gms</u>	<u>Points Won</u>	<u>High Game</u>	<u>High Sers</u>	<u>HDCP Game</u>	<u>HDCP Sers</u>	<u>Most Improved Avg +/-</u>	<u>To Raise Avg +1</u>	<u>To Drop Avg -1</u>	<u>Weekly Over Avg Series Avg +/-</u>	
Jacqui Moore	127	83	3183	25	2.0	167	459	252	714	125	+2.32	401	372	
Angie C. Hauserman	129	81	3499	27	5.0	181	435	271	695	130	-0.41	401	370	326 - 396=-70
Peg Hickman	130	80	1562	12	2.0	183	458	252	698			403	387	319 - 414=-95
Deb L. Hatcher	152	58	4115	27	6.0	198	562	255	751	151	+1.41	475	444	404 - 462=-58

5 - Living on a Spare

<u>Name</u>	<u>Avg</u>	<u>HDCP</u>	<u>Pins</u>	<u>Gms</u>	<u>Points Won</u>	<u>High Game</u>	<u>High Sers</u>	<u>HDCP Game</u>	<u>HDCP Sers</u>	<u>Most Improved Avg +/-</u>	<u>To Raise Avg +1</u>	<u>To Drop Avg -1</u>	<u>Weekly Over Avg Series Avg +/-</u>	
Cindy Stones	156	54	4212	27	5.5	211	517	253	661	157	-1.00	498	467	418 - 474=-56
Lisa S. Poff	166	44	500	3		208	500	252	632			502	495	
Krista K. Wiester	167	43	4514	27	4.5	225	555	272	696	166	+1.19	526	495	493 - 501=-8
Ann M. Graham	168	42	4046	24	7.5	217	548	261	692	167	+1.58	517	489	525 - 501=24
Rebecca L. McPherson	176	34	4770	27	8.5	233	585	268	693	175	+1.67	540	509	522 - 531=-9

6 - Riches Rollin Smoke BBQ

<u>Name</u>	<u>Avg</u>	<u>HDCP</u>	<u>Pins</u>	<u>Gms</u>	<u>Points Won</u>	<u>High Game</u>	<u>High Sers</u>	<u>HDCP Game</u>	<u>HDCP Sers</u>	<u>Most Improved Avg +/-</u>	<u>To Raise Avg +1</u>	<u>To Drop Avg -1</u>	<u>Weekly Over Avg Series Avg +/-</u>	
Trish R. Hancock	125	85	2626	21	4.5	163	422	251	686	125	+0.05	398	373	
Kira L. Hancock	128	82	3471	27	5.5	170	437	284	779	128	+0.56	399	368	387 - 384=3
Lindsay L. McLaughlin	134	76	3620	27	6.5	176	494	256	734	135	-0.93	430	399	372 - 405=-33
Beckie S. King	144	66	3312	23	8.5	193	470	259	674	142	+2.00	458	431	

Temporary Substitutes



Men

Name	Avg	HDCP	Pins	Gms	Points Won	High Game	High Sers	HDCP Game	HDCP Sers	Most Improved Avg +/-	To Raise Avg +1	To Drop Avg -1	Weekly Over Avg Series Avg +/-
David D. Hibberd	180	30	1081	6	1.0	212	557	248	665		548	538	
Arlen L. Jorgensen	178	32	3215	18	6.5	257	675	296	792		544	522	486 - 543=-57
Allen S. Noltersmeier	125	85	376	3	1.0	158	376	243	631		380	373	376 - 375=1

Women

Name	Avg	HDCP	Pins	Gms	Points Won	High Game	High Sers	HDCP Game	HDCP Sers	Most Improved Avg +/-	To Raise Avg +1	To Drop Avg -1	Weekly Over Avg Series Avg +/-
Ashley K. Hancock	140	70	840	6	0.5	176	462	232	630		429	419	378 - 462=-84
Misty M. Hasselquist	109	101	329	3		114	329	215	632		331	324	

High Individual Match Points

10 Michelle Limbach	8.5 Beckie King	8.5 Rebecca McPherson	7.5 Ann Graham
7 Olivia Burival	7 Sheri Jorgensen	6.5 Lindsay McLaughlin	6.5 Arlen Jorgensen

Individual High Averages

Men	Women
	176.67 Rebecca McPherson
	170.59 Michelle Limbach
	168.58 Ann Graham
	167.19 Krista Wiester
	156.00 Cindy Stones
	152.41 Deb Hatcher
	146.33 Shelli Krotz
	144.00 Beckie King
	139.33 Sheri Jorgensen

Most Improved Average

165 to 170.59 = +5.59 Michelle Limbach	125 to 127.32 = +2.32 Jacqui Moore	48 to 50.25 = +2.25 Erika Carrillo
142 to 144.00 = +2.00 Beckie King	175 to 176.67 = +1.67 Rebecca McPhers	167 to 168.58 = +1.58 Ann Graham

Most Un-Improved Averages

132 to 127.63 = -4.37 Sheri Londer	157 to 156.00 = -1.00 Cindy Stones	135 to 134.07 = -0.93 Lindsay McLaugh
130 to 129.59 = -0.41 Angie Hauserma	125 to 125.05 = +0.05 Trish Hancock	128 to 128.19 = +0.19 Kathy Maxson

Applette 2023-24

Big Apple Fun Center

Reprint of Scores -- Week 9

Lane 19 6 - Riches Rollin Smoke BBQ Week 9 10/26/2023

Name	Old Avg	Old HDCP	-1-	-2-	-3-	Total	HDCP Total
Allen S. Noltersmeier	125	85	133	158	85	376	631
Kira L. Hancock	bk128	82	137	126	124	387	633
Lindsay L. McLaughlin	bk135	75	133	130	109	372	597
Ashley K. Hancock	154	56	109	97	172	378	546
			====	====	====	====	====
Scratch Total			512	511	490	1513	1513
Handicap			298	298	298		894
Total			810	809	788	1513	2407
Team Points Won			1.0	0.0	0.0	1.0	1.0
Match Points Won			0.0	0.0	0.0	2.0	2.0
Total Points Won			1.0	0.0	0.0	3.0	3.0

Lane 20 3 - Joe's Honky Tonk Week 9 10/26/2023

Name	Old Avg	Old HDCP	-1-	-2-	-3-	Total	HDCP Total
Brenda J. Sonnenfeld	bk100	110	84	78	96	258	588
Sheri J. Londer	bk131	79	91	111	93	295	532
Shellie Krotz	bk144	66	136	205	132	473	671
Michelle L. Limbach	bk168	42	174	180	201	555	681
			====	====	====	====	====
Scratch Total			485	574	522	1581	1581
Handicap			297	297	297		891
Total			782	871	819	1581	2472
Team Points Won			0.0	1.0	1.0	3.0	3.0
Match Points Won			0.0	0.0	0.0	3.0	3.0
Total Points Won			0.0	1.0	1.0	6.0	6.0

Lane 21 2 - Cost Gutterz Week 9 10/26/2023

Name	Old Avg	Old HDCP	-1-	-2-	-3-	Total	HDCP Total
Erika A. Carrillo	48	162	61	71	64	196	682
Macy C. Nickel	84	126	86	104	110	300	678
Olivia R. Burival	89	121	106	74	82	262	625
Brooke L. Thiessen	102	108	112	126	109	347	671
			====	====	====	====	====
Scratch Total			365	375	365	1105	1105
Handicap			517	517	517		1551
Total			882	892	882	1105	2656
Team Points Won			1.0	1.0	1.0	4.0	4.0
Match Points Won			0.0	0.0	0.0	4.0	4.0
Total Points Won			1.0	1.0	1.0	8.0	8.0

Lane 22 4 - Sequel Bowling Bookworms Week 9 10/26/2023

Name	Old Avg	Old HDCP	-1-	-2-	-3-	Total	HDCP Total
Jacqui Moore	bk129	81	83	a119	a119	321	564
Angie C. Hauserman	bk132	78	82	119	125	326	560
Peg Hickman	138	72	103	81	135	319	535
Deb L. Hatcher	bk154	56	126	120	158	404	572
			====	====	====	====	====
Scratch Total			394	439	537	1370	1370
Handicap			287	287	287		861
Total			681	726	824	1370	2231
Team Points Won			0.0	0.0	0.0	0.0	0.0
Match Points Won			0.0	0.0	0.0	1.0	1.0
Total Points Won			0.0	0.0	0.0	1.0	1.0

Lane 23 5 - Living on a Spare Week 9 10/26/2023

Name	Old Avg	Old HDCP	-1-	-2-	-3-	Total	HDCP Total
Cindy Stones	bk158	52	124	138	156	418	574
Krista K. Wiester	bk167	43	143	155	195	493	622
Ann M. Graham	bk167	43	192	173	160	525	654
Rebecca L. McPherson	bk177	33	164	182	176	522	621
			====	====	====	====	====
Scratch Total			623	648	687	1958	1958
Handicap			171	171	171		513
Total			794	819	858	1958	2471
Team Points Won			1.0	1.0	1.0	4.0	4.0
Match Points Won			0.0	0.0	0.0	3.0	3.0
Total Points Won			1.0	1.0	1.0	7.0	7.0

Lane 24 1 - Streamline Painting Week 9 10/26/2023

Name	Old Avg	Old HDCP	-1-	-2-	-3-	Total	HDCP Total
Dawn M. Chadrick	bk102	108	90	91	76	257	581
Kathy Maxson	bk128	82	138	127	123	388	634
Wendy L. Pohl	133	77	110	114	158	382	613
Arlen L. Jorgensen	181	29	145	157	184	486	573
			====	====	====	====	====
Scratch Total			483	489	541	1513	1513
Handicap			296	296	296		888
Total			779	785	837	1513	2401
Team Points Won			0.0	0.0	0.0	0.0	0.0
Match Points Won			0.0	0.0	0.0	2.0	2.0
Total Points Won			0.0	0.0	0.0	2.0	2.0

Applette 2023-24

Big Apple Fun Center

Match Points Won (This Week) -- Week 9

Lane 19 6 - Riches Rollin Smoke BBQ Week 9 10/26/2023

Name	Last Wk Won	Last Wk Lost	HDCP -1-	HDCP -2-	HDCP -3-	HDCP Total
Allen S. Noltersmeier	1.0		218	243	170	631
Kira L. Hancock	1.0		219	208	206	633
Lindsay L. McLaughlin		1.0	208	205	184	597
Ashley K. Hancock		1.0	165	153	228	546
=====						
Scratch Total			512	511	490	1513
Handicap			298	298	298	894
Total			810	809	788	2407
Team Points Won			1.0	0.0	0.0	1.0
Match Points Won			0.0	0.0	0.0	2.0
Total Points Won			1.0	0.0	0.0	3.0

Lane 20 3 - Joe's Honky Tonk Week 9 10/26/2023

Name	Last Wk Won	Last Wk Lost	HDCP -1-	HDCP -2-	HDCP -3-	HDCP Total
Brenda J. Sonnenfeld		1.0	194	188	206	588
Sheri J. Londer		1.0	170	190	172	532
Shelli Krotz	2.0		202	271	198	671
Michelle L. Limbach	1.0		216	222	243	681
=====						
Scratch Total			485	574	522	1581
Handicap			297	297	297	891
Total			782	871	819	2472
Team Points Won			0.0	1.0	1.0	3.0
Match Points Won			0.0	0.0	0.0	3.0
Total Points Won			0.0	1.0	1.0	6.0

Lane 21 2 - Cost Gutterz Week 9 10/26/2023

Name	Last Wk Won	Last Wk Lost	HDCP -1-	HDCP -2-	HDCP -3-	HDCP Total
Erika A. Carrillo	1.0		223	233	226	682
Macy C. Nickel	1.0		212	230	236	678
Olivia R. Burival	1.0		227	195	203	625
Brooke L. Thiessen	1.0		220	234	217	671
=====						
Scratch Total			365	375	365	1105
Handicap			517	517	517	1551
Total			882	892	882	2656
Team Points Won			1.0	1.0	1.0	4.0
Match Points Won			0.0	0.0	0.0	4.0
Total Points Won			1.0	1.0	1.0	8.0

Lane 22 4 - Sequel Bowling Bookworms Week 9 10/26/2023

Name	Last Wk Won	Last Wk Lost	HDCP -1-	HDCP -2-	HDCP -3-	HDCP Total
Jacqui Moore		1.0	164	200	200	564
Angie C. Hauserman		1.0	160	197	203	560
Peg Hickman		1.0	175	153	207	535
Deb L. Hatcher	1.0	1.0	182	176	214	572
=====						
Scratch Total			394	439	537	1370
Handicap			287	287	287	861
Total			681	726	824	2231
Team Points Won			0.0	0.0	0.0	0.0
Match Points Won			0.0	0.0	0.0	1.0
Total Points Won			0.0	0.0	0.0	1.0

Lane 23 5 - Living on a Spare Week 9 10/26/2023

Name	Last Wk Won	Last Wk Lost	HDCP -1-	HDCP -2-	HDCP -3-	HDCP Total
Cindy Stones		1.0	176	190	208	574
Krista K. Wiester	1.0	1.0	186	198	238	622
Ann M. Graham	1.0		235	216	203	654
Rebecca L. McPherson	1.0		197	215	209	621
=====						
Scratch Total			623	648	687	1958
Handicap			171	171	171	513
Total			794	819	858	2471
Team Points Won			1.0	1.0	1.0	4.0
Match Points Won			0.0	0.0	0.0	3.0
Total Points Won			1.0	1.0	1.0	7.0

Lane 24 1 - Streamline Painting Week 9 10/26/2023

Name	Last Wk Won	Last Wk Lost	HDCP -1-	HDCP -2-	HDCP -3-	HDCP Total
Dawn M. Chadrick	1.0		198	199	184	581
Kathy Maxson	1.0		220	209	205	634
Wendy L. Pohl		1.0	187	191	235	613
Arlen L. Jorgensen		1.0	174	186	213	573
=====						
Scratch Total			483	489	541	1513
Handicap			296	296	296	888
Total			779	785	837	2401
Team Points Won			0.0	0.0	0.0	0.0
Match Points Won			0.0	0.0	0.0	2.0
Total Points Won			0.0	0.0	0.0	2.0

Applette 2023-24

Big Apple Fun Center

Match Points Won (Total for Year)

Name	Avg	Gms	Points		%Won	Name	Avg	Gms	Points		%Won
			Won	Lost					Won	Lost	
Michelle L. Limbach	170	27	10.0	3.0	76.92%	Kathy Maxson	128	21	4.0	3.0	57.14%
Beckie S. King	144	23	8.5	1.5	85.00%	Sheri J. Londer	127	27	4.0	5.0	44.44%
Rebecca L. McPherson	176	27	8.5	4.5	65.38%	Colleen R. Jorgensen	94	18	3.5	2.5	58.33%
Ann M. Graham	168	24	7.5	2.5	75.00%	Macy C. Nickel	86	27	3.0	6.0	33.33%
Olivia R. Burival	89	27	7.0	2.0	77.78%	Brenda J. Sonnenfeld	98	21	2.0	5.0	28.57%
Sheri L. Jorgensen	139	21	7.0	2.0	77.78%	Dani Krotz	151	6	2.0		100.00%
Lindsay L. McLaughlin	134	27	6.5	3.5	65.00%	Jacqui Moore	127	25	2.0	7.0	22.22%
Arlen L. Jorgensen	178	18	6.5	2.5	72.22%	Dawn M. Chadrick	97	9	2.0	3.0	40.00%
Shelli Krotz	146	21	6.0	3.0	66.67%	Peg Hickman	130	12	2.0	5.0	28.57%
Deb L. Hatcher	152	27	6.0	6.0	50.00%	David D. Hibberd	180	6	1.0	1.0	50.00%
Erika A. Carrillo	50	24	5.5	2.5	68.75%	Allen S. Noltersmeier	125	3	1.0		100.00%
Cindy Stones	156	27	5.5	4.5	55.00%	Ashley K. Hancock	140	6	0.5	1.5	25.00%
Kira L. Hancock	128	27	5.5	3.5	61.11%	Wendy L. Pohl	130	6		2.0	0.00%
Angie C. Hauserman	129	27	5.0	5.0	50.00%	Lisa S. Poff	166	3		1.0	0.00%
Trish R. Hancock	125	21	4.5	2.5	64.29%	Monica R. Eder	93	3		1.0	0.00%
Krista K. Wiester	167	27	4.5	6.5	40.91%	Ashley K. Schroeder	109	3		1.0	0.00%
Brooke L. Thiessen	104	26	4.0	5.0	44.44%	Misty M. Hasselquist	109	3		1.0	0.00%

Applette 2023-24

Big Apple Fun Center

* Bowlers listed must have a minimum of 1 games.

Change in Average

Name	-----Old-----		Old					---Average Change---			Weekly Over Avg
	Pins	Games	Avg	-1-	-2-	-3-	Total	New	Old	---> +/-	Series Avg +/-
Olivia R. Burival	2145	24	89	106	74	82	262	89.15	- 89.38	= -0.23	262 - 267=-5
Erika A. Carrillo	1010	21	48	61	71	64	196	50.25	- 48.10	= 2.15	196 - 144=52
Dawn M. Chadrick	617	6	bk102	90	91	76	257	97.11	- 102.83	= -5.72	257 - 306=-49
Monica R. Eder	279	3	93				0	93.00	- 93.00	= 0.00	
Ann M. Graham	3521	21	bk167	192	173	160	525	168.58	- 167.67	= 0.92	525 - 501=24
Ashley K. Hancock	462	3	154	109	97	172	378	140.00	- 154.00	= -14.00	378 - 462=-84
Kira L. Hancock	3084	24	bk128	137	126	124	387	128.56	- 128.50	= 0.06	387 - 384=3
Trish R. Hancock	2626	21	bk125				0	125.05	- 125.05	= 0.00	
Misty M. Hasselquist	329	3	109				0	109.67	- 109.67	= 0.00	
Deb L. Hatcher	3711	24	bk154	126	120	158	404	152.41	- 154.63	= -2.22	404 - 462=-58
Angie C. Hauserman	3173	24	bk132	82	119	125	326	129.59	- 132.21	= -2.62	326 - 396=-70
David D. Hibberd	1081	6	180				0	180.17	- 180.17	= 0.00	
Peg Hickman	1243	9	138	103	81	135	319	130.17	- 138.11	= -7.94	319 - 414=-95
Arlen L. Jorgensen	2729	15	181	145	157	184	486	178.61	- 181.93	= -3.32	486 - 543=-57
Colleen R. Jorgensen	1701	18	94				0	94.50	- 94.50	= 0.00	
Sheri L. Jorgensen	2926	21	bk139				0	139.33	- 139.33	= 0.00	
Beckie S. King	3312	23	bk144				0	144.00	- 144.00	= 0.00	
Dani Krotz	908	6	bk151				0	151.33	- 151.33	= 0.00	
Shelli Krotz	2600	18	bk144	136	205	132	473	146.33	- 144.44	= 1.89	473 - 432=41
Michelle L. Limbach	4051	24	bk168	174	180	201	555	170.59	- 168.79	= 1.80	555 - 504=51
Sheri J. Londer	3151	24	bk131	91	111	93	295	127.63	- 131.29	= -3.66	295 - 393=-98
Kathy Maxson	2304	18	bk128	138	127	123	388	128.19	- 128.00	= 0.19	388 - 384=4
Lindsay L. McLaughlin	3248	24	bk135	133	130	109	372	134.07	- 135.33	= -1.26	372 - 405=-33
Rebecca L. McPherson	4248	24	bk177	164	182	176	522	176.67	- 177.00	= -0.33	522 - 531=-9
Jacqui Moore	3100	24	bk129	83	a119	a119	321	127.32	- 129.17	= -1.85	
Macy C. Nickel	2037	24	84	86	104	110	300	86.56	- 84.88	= 1.68	300 - 252=48
Allen S. Noltersmeier	0	0	125	133	158	85	376	125.33	- 0.00	= 125.33	376 - 375=1
Lisa S. Poff	500	3	bk166				0	166.67	- 166.67	= 0.00	
Wendy L. Pohl	399	3	133	110	114	158	382	130.17	- 133.00	= -2.83	382 - 399=-17
Ashley K. Schroeder	327	3	109				0	109.00	- 109.00	= 0.00	
Brenda J. Sonnenfeld	1815	18	bk100	84	78	96	258	98.71	- 100.83	= -2.12	258 - 300=-42
Cindy Stones	3794	24	bk158	124	138	156	418	156.00	- 158.08	= -2.08	418 - 474=-56
Brooke L. Thiessen	2368	23	102	112	126	109	347	104.42	- 102.96	= 1.47	347 - 306=41
Krista K. Wiester	4021	24	bk167	143	155	195	493	167.19	- 167.54	= -0.36	493 - 501=-8

Applette 2023-24

Big Apple Fun Center

* Bowlers listed must have a minimum of 1 games.

High Average Listing

	<u>Name</u>	<u>True Average</u>	<u>Pins</u>	<u>Gms</u>	<u>To Raise Avg +1</u>	<u>To Drop Avg -1</u>
1	David D. Hibberd	180.17	1081	6	548	538
2	Arlen L. Jorgensen	178.61	3215	18	544	522
3	Rebecca L. McPherson	176.67	4770	27	540	509
4	Michelle L. Limbach	170.59	4606	27	524	493
5	Ann M. Graham	168.58	4046	24	517	489
6	Krista K. Wiester	167.19	4514	27	526	495
7	Lisa S. Poff	166.67	500	3	502	495
8	Cindy Stones	156.00	4212	27	498	467
9	Deb L. Hatcher	152.41	4115	27	475	444
10	Dani Krotz	151.33	908	6	460	450
11	Shellie Krotz	146.33	3073	21	455	430
12	Beckie S. King	144.00	3312	23	458	431
13	Ashley K. Hancock	140.00	840	6	429	419
14	Sheri L. Jorgensen	139.33	2926	21	434	409
15	Lindsay L. McLaughlin	134.07	3620	27	430	399
16	Wendy L. Pohl	130.17	781	6	398	388
17	Peg Hickman	130.17	1562	12	403	387
18	Angie C. Hauserman	129.59	3499	27	401	370
19	Kira L. Hancock	128.56	3471	27	399	368
20	Kathy Maxson	128.19	2692	21	404	379
21	Sheri J. Londer	127.63	3446	27	394	363
22	Jacqui Moore	127.32	3183	25	401	372
23	Allen S. Noltersmeier	125.33	376	3	380	373
24	Trish R. Hancock	125.05	2626	21	398	373
25	Misty M. Hasselquist	109.67	329	3	331	324
26	Ashley K. Schroeder	109.00	327	3	333	326
27	Brooke L. Thiessen	104.42	2715	26	330	300
28	Brenda J. Sonnenfeld	98.71	2073	21	303	278
29	Dawn M. Chadrick	97.11	874	9	302	289
30	Colleen R. Jorgensen	94.50	1701	18	294	272
31	Monica R. Eder	93.00	279	3	285	278
32	Olivia R. Burival	89.15	2407	27	293	262
33	Macy C. Nickel	86.56	2337	27	273	242
34	Erika A. Carrillo	50.25	1206	24	171	143

Applette 2023-24

Big Apple Fun Center

* Bowlers listed must have a minimum of 22 games.

Note: This report includes information through October 26 which is Week 9 of 31

Most Improved Averages

<u>Name</u>	<u>True Average</u>	<u>Most Improved Avg</u>	<u>+/-</u>	<u>Name</u>	<u>True Average</u>	<u>Most Improved Avg</u>	<u>+/-</u>
Michelle L. Limbach	170.59	165	+5.59	Deb L. Hatcher	152.41	151	+1.41
Jacqui Moore	127.32	125	+2.32	Krista K. Wiester	167.19	166	+1.19
Erika A. Carrillo	50.25	48	+2.25	Olivia R. Burival	89.15	88	+1.15
Beckie S. King	144.00	142	+2.00	Kira L. Hancock	128.56	128	+0.56
Rebecca L. McPherson	176.67	175	+1.67	Angie C. Hauserman	129.59	130	-0.41
Ann M. Graham	168.58	167	+1.58	Lindsay L. McLaughlin	134.07	135	-0.93
Macy C. Nickel	86.56	85	+1.56	Cindy Stones	156.00	157	-1.00
Brooke L. Thiessen	104.42	103	+1.42	Sheri J. Londer	127.63	132	-4.37

Applette 2023-24

Big Apple Fun Center

* Bowlers listed must have a minimum of 1 games.

Most Pins Over Average

Name	-----Old-----		Old				---Average Change---				Weekly Over Avg
	Pins	Games	Avg	-1-	-2-	-3-	Total	New	Old	---> +/-	Series Avg +/-
Erika A. Carrillo	1010	21	48	61	71	64	196	50.25	- 48.10	= 2.15	196 - 144=52
Michelle L. Limbach	4051	24	bk168	174	180	201	555	170.59	- 168.79	= 1.80	555 - 504=51
Macy C. Nickel	2037	24	84	86	104	110	300	86.56	- 84.88	= 1.68	300 - 252=48
Brooke L. Thiessen	2368	23	102	112	126	109	347	104.42	- 102.96	= 1.47	347 - 306=41
Shelli Krotz	2600	18	bk144	136	205	132	473	146.33	- 144.44	= 1.89	473 - 432=41
Ann M. Graham	3521	21	bk167	192	173	160	525	168.58	- 167.67	= 0.92	525 - 501=24
Kathy Maxson	2304	18	bk128	138	127	123	388	128.19	- 128.00	= 0.19	388 - 384=4
Kira L. Hancock	3084	24	bk128	137	126	124	387	128.56	- 128.50	= 0.06	387 - 384=3
Allen S. Noltersmeier	0	0	125	133	158	85	376	125.33	- 0.00	= 125.33	376 - 375=1
Olivia R. Burival	2145	24	89	106	74	82	262	89.15	- 89.38	= -0.23	262 - 267=-5
Krista K. Wiester	4021	24	bk167	143	155	195	493	167.19	- 167.54	= -0.36	493 - 501=-8
Rebecca L. McPherson	4248	24	bk177	164	182	176	522	176.67	- 177.00	= -0.33	522 - 531=-9
Wendy L. Pohl	399	3	133	110	114	158	382	130.17	- 133.00	= -2.83	382 - 399=-17
Lindsay L. McLaughlin	3248	24	bk135	133	130	109	372	134.07	- 135.33	= -1.26	372 - 405=-33
Brenda J. Sonnenfeld	1815	18	bk100	84	78	96	258	98.71	- 100.83	= -2.12	258 - 300=-42
Dawn M. Chadrick	617	6	bk102	90	91	76	257	97.11	- 102.83	= -5.72	257 - 306=-49
Cindy Stones	3794	24	bk158	124	138	156	418	156.00	- 158.08	= -2.08	418 - 474=-56
Arlen L. Jorgensen	2729	15	181	145	157	184	486	178.61	- 181.93	= -3.32	486 - 543=-57
Deb L. Hatcher	3711	24	bk154	126	120	158	404	152.41	- 154.63	= -2.22	404 - 462=-58
Angie C. Hauserman	3173	24	bk132	82	119	125	326	129.59	- 132.21	= -2.62	326 - 396=-70
Ashley K. Hancock	462	3	154	109	97	172	378	140.00	- 154.00	= -14.00	378 - 462=-84
Peg Hickman	1243	9	138	103	81	135	319	130.17	- 138.11	= -7.94	319 - 414=-95
Sheri J. Londer	3151	24	bk131	91	111	93	295	127.63	- 131.29	= -3.66	295 - 393=-98

Applette 2023-24

Big Apple Fun Center

This report is for scores bowled October 26 which is Week 9 of 31

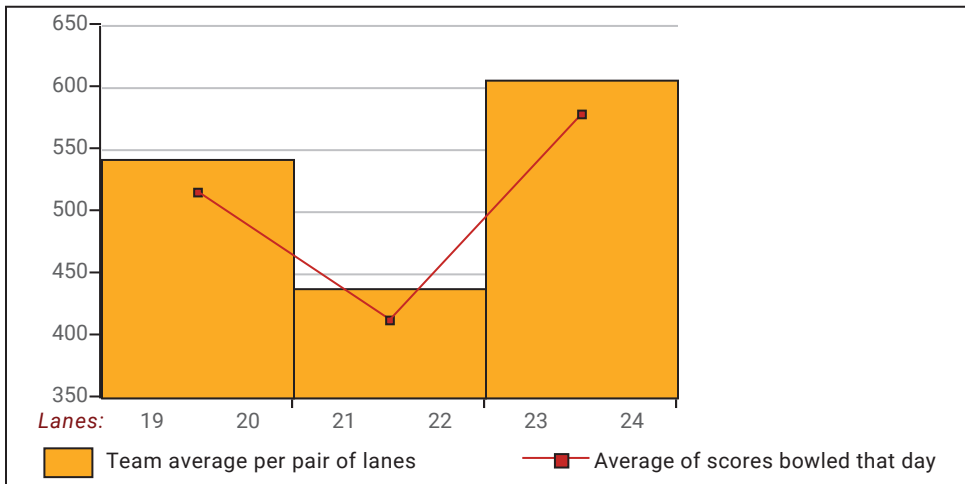
This Week's Statistics: Lefties vs Righties

Unless designated left handed, bowlers are considered right handed.

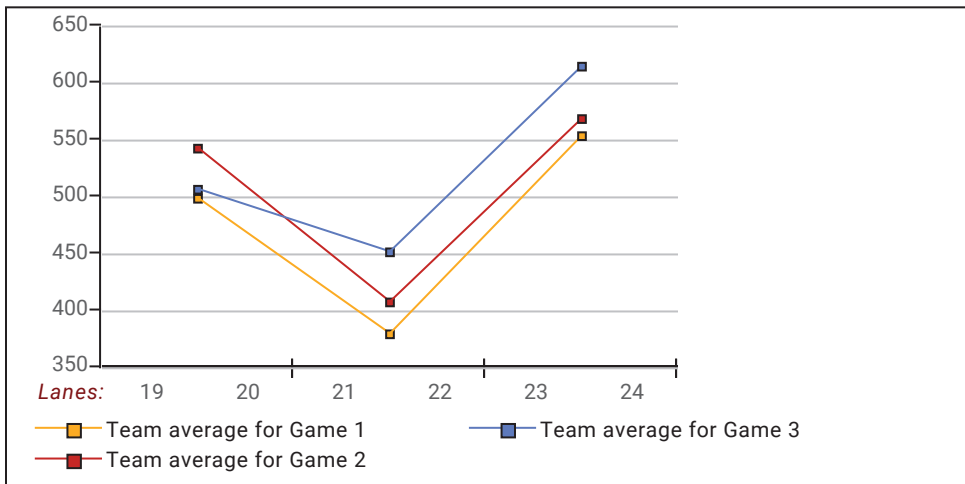
	Over All	Right	Left
How many people bowled	24	24	0
Number of games bowled	70	70	0
Actual average of week's scores	125.74	125.74	0.00
How many games above average	26	26	0
How many games below average	44	44	0
Pins above/below average per game	-6.77	-6.77	0.00
How many people raised average	8	8	--
by this amount	1.27	1.27	0.00
How many people went down	16	16	--
by this amount	-3.39	-3.39	0.00
League average before bowling	132.82	132.82	0.00
League average after bowling	130.98	130.98	0.00
Change in league average	-1.84	-1.84	0.00
800s	--	--	--
775s	--	--	--
750s	--	--	--
725s	--	--	--
700s	--	--	--
675s	--	--	--
650s	--	--	--
625s	--	--	--
600s	--	--	--
575s	--	--	--
550s	1	1	--
525s	1	1	--
500s	1	1	--
475s	2	2	--
450s	1	1	--
425s	--	--	--
400s	2	2	--
below 400	16	16	--
300s	--	--	--
275s	--	--	--
250s	--	--	--
225s	--	--	--
200s	2	2	--
175s	6	6	--
150s	11	11	--
125s	16	16	--
100s	16	16	--
below 100	19	19	--

This report is for scores bowled October 26 which is Week 9 of 31

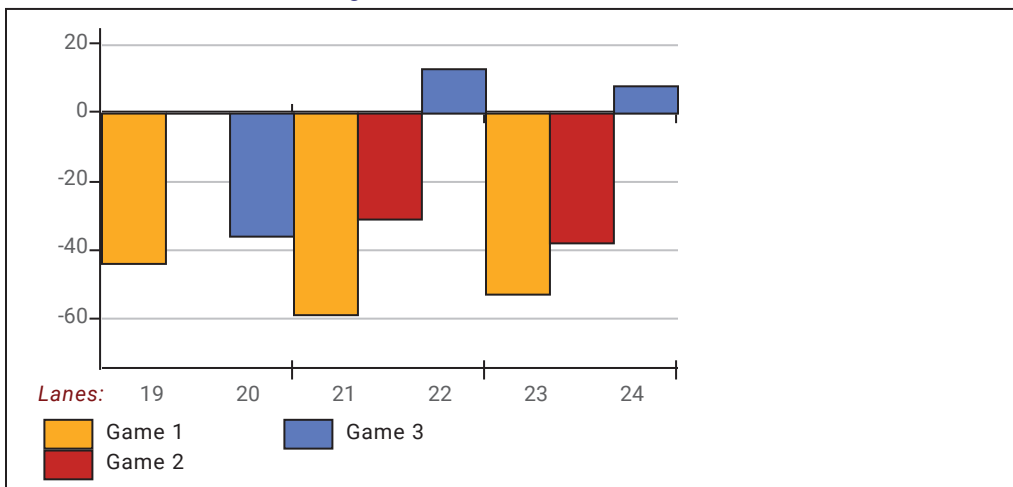
Team Average vs Avg of Scores



Average of Scores for Each Game

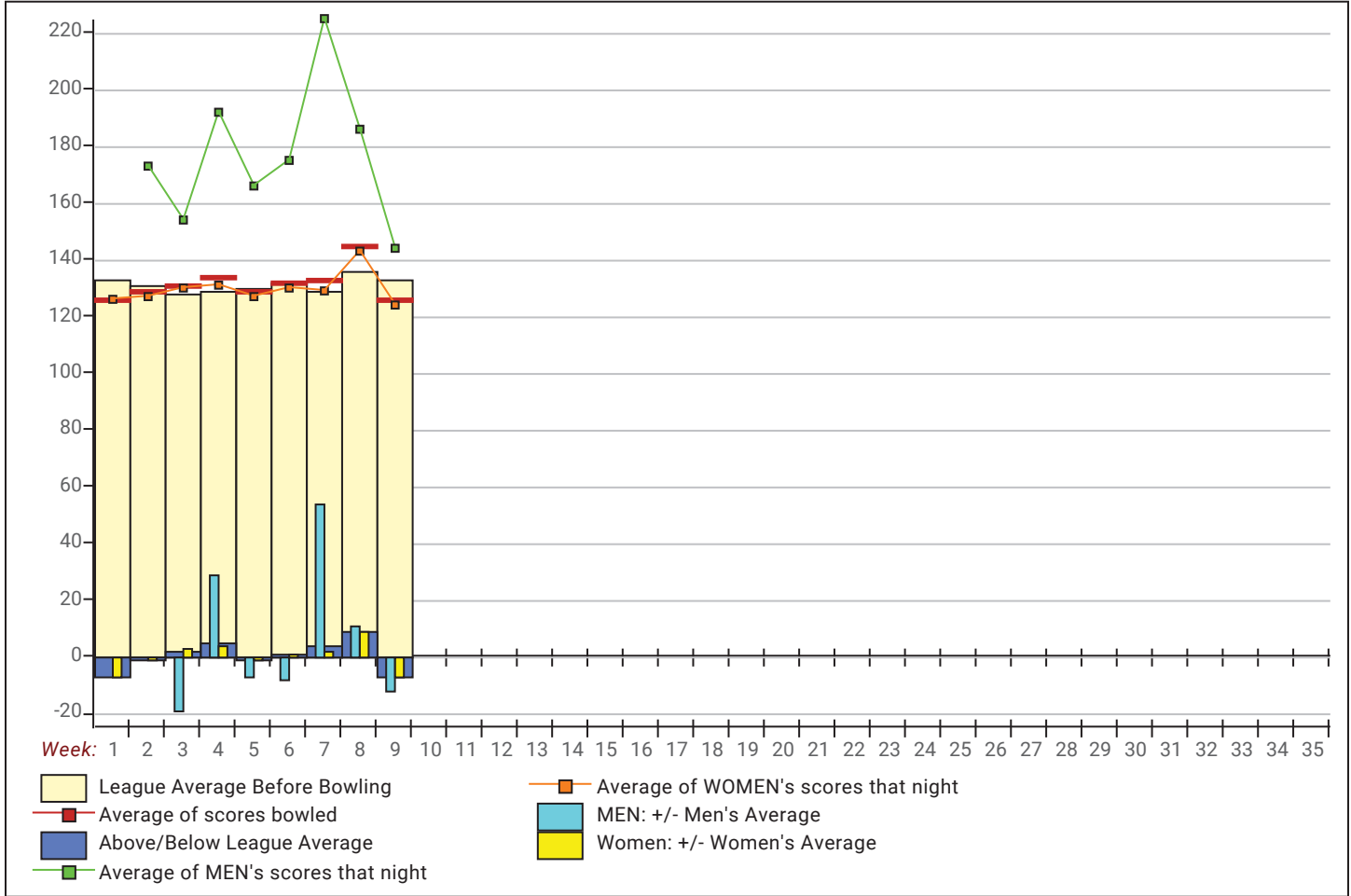


Amount Over/Under Team Average



This report is for scores bowled October 26 which is Week 9 of 31

League Average Week-by-Week



League Average Statistics for Last Week

	League	Right Hand	Left Hand	Men (Lft+Rt)	Women (Lft+Rt)
League Average Before Bowling	132.82	132.82		155.47	130.76
Average of scores bowled that night	125.74	125.74		143.67	124.06
New League Average After Bowling	130.98	130.98		151.97	129.08
Change in League Average	-1.84	-1.84		-3.49	-1.68
People Who Bowled Over Average	8	8			8
People Who Bowled Under Average	16	16		2	14
Average Amount of Series Over Avg	33.00	33.00			33.00
Average Amount of Series Under Avg	-31.25	-31.25		-34.00	-30.86
Difference Avg, NiteAvg	-6.77	-6.77		-11.33	-6.34
Number of Bowlers	24	24		2	22
Number of Games Bowled	70	70		6	64
People Who Raised Their Average	8	8			8
Raised By an Average of This Amount	1.27	1.27			1.27
People Who Lowered Their Average	16	16		2	14
Lowered By an Average of This Amou	-3.39	-3.39		-3.49	-3.37
Number of Games Bowled Over Avera	26	26		3	23
Number of Games Bowled Under Avera	44	44		3	41

Note: Averages are based only on people who bowled.

Press Release -- 10/29/2023

10/26/2023 Week 9 of 31

Applette 2023-24

Thursday 6:30 pm

Big Apple Fun Center

Lanes 19 - 24

Team Standings

Place	Team Name	Avg p/gm	Points Won	Points Lost	Year-To-Date WON	Y-T-D LOST
1	Riches Rollin Smoke BBQ	532	51	30	51	30
2	Living on a Spare	668	46 ½	34 ½	46 ½	34 ½
3	Joe's Honky Tonk	562	46	35	46	35
4	Streamline Painting	507	40	41	40	41
5	Cost Gutterz	336	34 ½	46 ½	34 ½	46 ½
6	Sequel Bowling Bookworms	536	25	56	25	56

*** Although not shown, standings are determined by points only for the current split

Last Week's Top Scores

	Scratch Game	Scratch Series	Handicap Game	Handicap Series
Men	184 Arlen Jorgensen	486 Arlen Jorgensen	243 Allen Noltersmeier	631 Allen Noltersmeier
	158 Allen Noltersmeier	376 Allen Noltersmeier	213 Arlen Jorgensen	573 Arlen Jorgensen
Women	205 Shelli Krotz	555 Michelle Limbach	271 Shelli Krotz	682 Erika Carrillo
	201 Michelle Limbach	525 Ann Graham	243 Michelle Limbach	681 Michelle Limbach
	195 Krista Wiester	522 Rebecca McPherson	238 Krista Wiester	678 Macy Nickel
	192 Ann Graham	493 Krista Wiester	236 Macy Nickel	671 Brooke Thiessen
	182 Rebecca McPherson	473 Shelli Krotz	235 Wendy Pohl	671 Shelli Krotz
	172 Ashley Hancock	418 Cindy Stones	235 Ann Graham	654 Ann Graham
	158 Wendy Pohl	404 Deb Hatcher	234 Brooke Thiessen	634 Kathy Maxson
	158 Deb Hatcher	388 Kathy Maxson	233 Erika Carrillo	633 Kira Hancock
	156 Cindy Stones	387 Kira Hancock	228 Ashley Hancock	625 Olivia Burival
	138 Kathy Maxson	382 Wendy Pohl	227 Olivia Burival	622 Krista Wiester

Local and Bowling Center Awards

Name	USBC ID Number	Award Average	Award Games	G1	G2	G3	Series	Award Score	Award Received
Shelli Krotz	4132-768 USBC	145	90	136	205	132	473	205	200 Game (Local Assoc. Awards)
Macy C. Nickel	9726-4320 USBC	84	24	86	104	110	300	300	300 Series (Local Assoc. Awards)