

Applette 2025-26

Thursday 6:30 pm

Big Apple Fun Center

Lanes 17 - 22

President: Michelle Limbach (308)627-5811

Vice President: Krista Wiester (402)677-7680

Secretary/Treasurer: Rebecca McPherson (402)984-0342

Team Standings

Place	#	Team Name	Points Won	Points Lost	%Won	Pins + HDCP	Scratch Pins	Avg p/gm	High Game	High Sers	HDCP Game	HDCP Sers
1	4	Streamline Painting	14	4	77.8	5041	2986	497	560	1505	900	2525
2	1	Living on a Spare	13	5	72.2	5124	3516	586	656	1905	888	2601
3	2	Stick Creek Sales	12	6	66.7	5137	3322	553	663	1813	930	2614
4	5	Joe's Honky Tonk	10	8	55.6	4983	3897	649	763	2067	916	2526
5	3	Hatch's Helping Hands	4	14	22.2	5018	3122	520	594	1584	922	2522
6	6	Bye Team	1	17		0	0		0	0	0	0

Review of Last Week's Bowling.....

Lanes	Team Name	HDCP -1-	HDCP -2-	HDCP -3-	HDCP Total	Last Wk WON	Team Name	HDCP -1-	HDCP -2-	HDCP -3-	HDCP Total	Last Wk WON
17-18	Joe's Honky Tonk	822	828	807	2457	2	<---> Streamline Painting	863	835	818	2516	7
19-20	Living on a Spare	883	888	830	2601	9	<---> Bye Team	0	0	0	0	0
21-22	Stick Creek Sales	822	930	862	2614	7	<---> Hatch's Helping Hand	817	864	815	2496	2

Lane Assignments

	17-18	19-20	21-22
Wk03 09/04	3- 1	2- 5	6- 4
Wk04 09/11	2- 6	4- 1	3- 5
Wk05 09/18	1- 5	6- 3	4- 2

Last Week's Top Scores

	Team Scratch Game	Team Scratch Series	Team Handicap Game	Team Handicap Series
	663 Stick Creek Sales	1905 Living on a Spare	930 Stick Creek Sales	2614 Stick Creek Sales
	656 Living on a Spare	1830 Joe's Honky Tonk	888 Living on a Spare	2601 Living on a Spare
	619 Joe's Honky Tonk	1813 Stick Creek Sales	864 Hatch's Helping Hands	2516 Streamline Paintin
	560 Hatch's Helping Hands	1584 Hatch's Helping Hands	863 Streamline Painting	2496 Hatch's Helping Ha
	518 Streamline Painting	1481 Streamline Painting	828 Joe's Honky Tonk	2457 Joe's Honky Tonk
Men	Scratch Game	Scratch Series	Handicap Game	Handicap Series
	243 Hewitt Moyer	624 Hewitt Moyer	245 Hewitt Moyer	631 Larry Lambrecht
	196 David Hibberd	527 David Hibberd	229 David Hibberd	630 Hewitt Moyer
	157 Larry Lambrecht	442 Larry Lambrecht	220 Larry Lambrecht	626 David Hibberd
Women				
	203 Krista Wiester	593 Rebecca McPherson	265 Krista Wiester	728 Lindsay McLaughlin
	202 Rebecca McPherson	495 Krista Wiester	260 Rose Hemmingsen	722 Rose Hemmingsen
	181 Casey Kates	470 Casey Kates	256 Lindsay McLaughlin	721 Jacqui Moore
	175 Michelle Limbach	455 Lindsay McLaughlin	251 Jacqui Moore	681 Krista Wiester
	166 Jerilynn Kates	453 Michelle Limbach	247 Alex Trevino	656 Casey Kates
	165 Lindsay McLaughlin	439 Jacqui Moore	243 Casey Kates	655 Dawn Chadrick
	159 Dani Krotz	422 Jerilynn Kates	236 Jerilynn Kates	636 Emilie Adamson
	157 Jacqui Moore	420 Deb Hatcher	234 Michelle Limbach	632 Alex Trevino
	153 Deb Hatcher	408 Dani Krotz	230 Emilie Adamson	632 Jerilynn Kates
	152 Alex Trevino	404 Beckie King	228 Kathy Maxson	632 Kathy Maxson
				632 Rebecca McPherson

Season High Scores

Team Scratch Game	Team Scratch Series	Team Handicap Game	Team Handicap Series
763 Joe's Honky Tonk	2067 Joe's Honky Tonk	930 Stick Creek Sales	2614 Stick Creek Sales
663 Stick Creek Sales	1905 Living on a Spare	922 Hatch's Helping Hands	2601 Living on a Spare
656 Living on a Spare	1813 Stick Creek Sales	916 Joe's Honky Tonk	2526 Joe's Honky Tonk
594 Hatch's Helping Hands	1584 Hatch's Helping Hands	900 Streamline Painting	2525 Streamline Paintin
560 Streamline Painting	1505 Streamline Painting	888 Living on a Spare	2522 Hatch's Helping Ha

Season High Scores - Continued

	<u>Scratch Game</u>		<u>Scratch Series</u>		<u>Handicap Game</u>		<u>Handicap Series</u>	
Men	243	Hewitt Moyer	624	Hewitt Moyer	245	Hewitt Moyer	632	John Krotz
	234	John Krotz	611	John Krotz	245	David Hibberd	632	David Hibberd
	212	David Hibberd	533	David Hibberd	241	John Krotz	631	Larry Lambrecht
	157	Larry Lambrecht	442	Larry Lambrecht	220	Larry Lambrecht	630	Hewitt Moyer
Women	203	Krista Wiester	593	Rebecca McPherson	265	Krista Wiester	728	Lindsay McLaughlin
	202	Rebecca McPherson	523	Sheri Jorgensen	260	Rose Hemmingsen	722	Rose Hemmingsen
	186	Sheri Jorgensen	495	Krista Wiester	256	Lindsay McLaughlin	721	Jacqui Moore
	184	Casey Kates	478	Deb Hatcher	251	Jacqui Moore	681	Krista Wiester
	175	Michelle Limbach	470	Casey Kates	247	Alex Trevino	656	Casey Kates
	166	Jerilynn Kates	469	Dani Krotz	246	Casey Kates	655	Dawn Chadrick
	165	Lindsay McLaughlin	455	Lindsay McLaughlin	242	Angie Hauserman	636	Emilie Adamson
	163	Dani Krotz	454	Michelle Limbach	236	Jerilynn Kates	632	Alex Trevino
	163	Beckie King	439	Jacqui Moore	235	Beckie King	632	Sheri Londer
	161	Deb Hatcher	422	Jerilynn Kates	234	Michelle Limbach	632	Jerilynn Kates
							632	Kathy Maxson
							632	Andrea Riessland
							632	Rebecca McPherson

Team Rosters

1 - Living on a Spare

<u>Name</u>	<u>Avg</u>	<u>HDCP</u>	<u>Pins</u>	<u>Gms</u>	<u>Points Won</u>	<u>High Game</u>	<u>High Sers</u>	<u>HDCP Game</u>	<u>HDCP Sers</u>	<u>0's</u>	<u>100's</u>	<u>200's</u>	<u>0's</u>	<u>400's</u>	<u>500's</u>
Alex Trevino	115	95	347	3	1.0	152	347	247	632	2	1	--	1	--	--
Casey Kates	152	58	916	6	3.0	184	470	246	656	--	6	--	--	2	--
Krista K. Wiester	156	54	940	6	2.0	203	495	265	681	--	5	1	--	2	--
Rebecca L. McPherson	197	13	593	3	1.5	202	593	215	632	--	2	1	--	--	1

2 - Stick Creek Sales

<u>Name</u>	<u>Avg</u>	<u>HDCP</u>	<u>Pins</u>	<u>Gms</u>	<u>Points Won</u>	<u>High Game</u>	<u>High Sers</u>	<u>HDCP Game</u>	<u>HDCP Sers</u>	<u>0's</u>	<u>100's</u>	<u>200's</u>	<u>0's</u>	<u>400's</u>	<u>500's</u>
Emilie E. Adamson	109	101	655	6	1.0	128	330	230	636	1	5	--	2	--	--
Lindsay L. McLaughlin	135	75	812	6	1.0	165	455	256	728	--	6	--	1	1	--
Beckie S. King	136	74	818	6	0.5	163	414	235	630	--	6	--	--	2	--
Sheri J. Londer	137	73	413	3	1.0	147	413	220	632	--	3	--	--	1	--
Hewitt P. Moyer	208	2	624	3	2.0	243	624	245	630	--	2	1	--	--	1

3 - Hatch's Helping Hands

<u>Name</u>	<u>Avg</u>	<u>HDCP</u>	<u>Pins</u>	<u>Gms</u>	<u>Points Won</u>	<u>High Game</u>	<u>High Sers</u>	<u>HDCP Game</u>	<u>HDCP Sers</u>	<u>0's</u>	<u>100's</u>	<u>200's</u>	<u>0's</u>	<u>400's</u>	<u>500's</u>
Angie C. Hauserman	111	99	667	6		153	364	242	631	2	4	--	2	--	--
Peg Hickman	116	94	348	3		132	348	226	630	--	3	--	1	--	--
Jacqui Moore	131	79	787	6	1.5	157	439	251	721	1	5	--	1	1	--
Jerilynn L. Kates	140	70	422	3	1.0	166	422	236	632	--	3	--	--	1	--
Deb L. Hatcher	149	61	898	6	0.5	161	478	212	631	--	6	--	--	2	--

4 - Streamline Painting

<u>Name</u>	<u>Avg</u>	<u>HDCP</u>	<u>Pins</u>	<u>Gms</u>	<u>Points Won</u>	<u>High Game</u>	<u>High Sers</u>	<u>HDCP Game</u>	<u>HDCP Sers</u>	<u>0's</u>	<u>100's</u>	<u>200's</u>	<u>0's</u>	<u>400's</u>	<u>500's</u>
Dawn M. Chadrick	108	102	651	6	2.0	117	337	223	655	1	5	--	2	--	--
Rose Hemmingsen	113	97	680	6	1.5	148	386	260	722	2	4	--	2	--	--
Kathy Maxson	119	91	359	3	1.0	137	359	228	632	--	3	--	1	--	--
Andrea C. Riessland	124	86	374	3	1.0	147	374	233	632	--	3	--	1	--	--
Sheri L. Jorgensen	153	57	922	6	1.5	186	523	222	631	--	6	--	1	--	1

5 - Joe's Honky Tonk

<u>Name</u>	<u>Avg</u>	<u>HDCP</u>	<u>Pins</u>	<u>Gms</u>	<u>Points Won</u>	<u>High Game</u>	<u>High Sers</u>	<u>HDCP Game</u>	<u>HDCP Sers</u>	<u>0's</u>	<u>100's</u>	<u>200's</u>	<u>0's</u>	<u>400's</u>	<u>500's</u>
Dani Krotz	146	64	877	6	1.0	163	469	217	631	--	6	--	--	2	--
Larry L. Lambrecht	147	63	442	3		157	442	220	631	--	3	--	--	1	--
Michelle L. Limbach	151	59	907	6	1.0	175	454	234	631	--	6	--	--	2	--
David D. Hibberd	176	34	1060	6	3.0	212	533	245	632	--	5	1	--	--	2
John L. Krotz	203	7	611	3	2.0	234	611	241	632	--	2	1	--	--	1

6 - Bye Team

High Individual Match Points

3 Casey Kates
2 Dawn Chadrick

3 David Hibberd
2 Krista Wiester

2 Hewitt Moyer
1.5 Rose Hemmingsen

2 John Krotz
1.5 Jacqui Moore

Applette 2025-26

Big Apple Fun Center Reprint of Scores -- Week 2

Lane 17 5 - Joe's Honky Tonk Week 2 8/28/2025

Name	Old Avg	Old HDCP	-1-	-2-	-3-	Total	HDCP Total
Larry L. Lambrecht	bk147	63	146	139	157	442	631
Michelle L. Limbach	bk151	59	126	152	175	453	630
Dani Krotz	bk156	54	159	132	117	408	570
David D. Hibberd	bk177	33	182	196	149	527	626
			====	====	====	====	====
Scratch Total			613	619	598	1830	1830
Handicap			209	209	209		627
Total			822	828	807	1830	2457
Team Points Won			0.0	0.0	0.0	0.0	0.0
Match Points Won			0.0	0.0	0.0	2.0	2.0
Total Points Won			0.0	0.0	0.0	2.0	2.0

Lane 18 4 - Streamline Painting Week 2 8/28/2025

Name	Old Avg	Old HDCP	-1-	-2-	-3-	Total	HDCP Total
Rose Hemmingsen	bk98	112	148	129	109	386	722
Dawn M. Chadrick	bk104	106	107	117	113	337	655
Kathy Maxson	bk119	91	137	112	110	359	632
Sheri L. Jorgensen	bk174	36	126	132	141	399	507
			====	====	====	====	====
Scratch Total			518	490	473	1481	1481
Handicap			345	345	345		1035
Total			863	835	818	1481	2516
Team Points Won			1.0	1.0	1.0	4.0	4.0
Match Points Won			0.0	0.0	0.0	3.0	3.0
Total Points Won			1.0	1.0	1.0	7.0	7.0

Lane 19 1 - Living on a Spare Week 2 8/28/2025

Name	Old Avg	Old HDCP	-1-	-2-	-3-	Total	HDCP Total
Alex Trevino	bk115	95	99	152	96	347	632
Casey Kates	bk148	62	155	181	134	470	656
Krista K. Wiester	bk148	62	203	121	171	495	681
Rebecca L. McPherson	bk197	13	194	202	197	593	632
			====	====	====	====	====
Scratch Total			651	656	598	1905	1905
Handicap			232	232	232		696
Total			883	888	830	1905	2601
Team Points Won			1.0	1.0	1.0	4.0	4.0
Match Points Won			0.0	0.0	0.0	5.0	5.0
Total Points Won			1.0	1.0	1.0	9.0	9.0

Lane 20 6 - Bye Team Week 2 8/28/2025

Name	Old Avg	Old HDCP	-1-	-2-	-3-	Total	HDCP Total
No one bowled							

Lane 21 2 - Stick Creek Sales Week 2 8/28/2025

Name	Old Avg	Old HDCP	-1-	-2-	-3-	Total	HDCP Total
Emilie E. Adamson	bk108	102	99	128	103	330	636
Lindsay L. McLaughlin	bk119	91	145	145	165	455	728
Beckie S. King	bk138	72	120	147	137	404	620
Hewitt P. Moyer	bk208	2	191	243	190	624	630
			====	====	====	====	====
Scratch Total			555	663	595	1813	1813
Handicap			267	267	267		801
Total			822	930	862	1813	2614
Team Points Won			1.0	1.0	1.0	4.0	4.0
Match Points Won			0.0	0.0	0.0	3.0	3.0
Total Points Won			1.0	1.0	1.0	7.0	7.0

Lane 22 3 - Hatch's Helping Hands Week 2 8/28/2025

Name	Old Avg	Old HDCP	-1-	-2-	-3-	Total	HDCP Total
Jacqui Moore	bk116	94	138	144	157	439	721
Angie C. Hauserman	bk121	89	103	97	103	303	570
Jerilynn L. Kates	bk140	70	140	166	116	422	632
Deb L. Hatcher	bk159	51	132	153	135	420	573
			====	====	====	====	====
Scratch Total			513	560	511	1584	1584
Handicap			304	304	304		912
Total			817	864	815	1584	2496
Team Points Won			0.0	0.0	0.0	0.0	0.0
Match Points Won			0.0	0.0	0.0	2.0	2.0
Total Points Won			0.0	0.0	0.0	2.0	2.0

Applette 2025-26

Big Apple Fun Center

Note: This report includes information through August 28 which is Week 2 of 31

Match Points Won (This Week) -- Week 2

Lane 17 5 - Joe's Honky Tonk Week 2 8/28/2025

Name	Last Wk Won	Last Wk Lost	HDCP -1-	HDCP -2-	HDCP -3-	HDCP Total
Larry L. Lambrecht		1.0	209	202	220	631
Michelle L. Limbach		1.0	185	211	234	630
Dani Krotz		1.0	213	186	171	570
David D. Hibberd	2.0		215	229	182	626
=====						
Scratch Total			613	619	598	1830
Handicap			209	209	209	627
Total			822	828	807	2457
Team Points Won			0.0	0.0	0.0	0.0
Match Points Won			0.0	0.0	0.0	2.0
Total Points Won			0.0	0.0	0.0	2.0

Lane 19 1 - Living on a Spare Week 2 8/28/2025

Name	Last Wk Won	Last Wk Lost	HDCP -1-	HDCP -2-	HDCP -3-	HDCP Total
Alex Trevino	1.0		194	247	191	632
Casey Kates	1.0		217	243	196	656
Krista K. Wiester	2.0		265	183	233	681
Rebecca L. McPherson	1.0		207	215	210	632
=====						
Scratch Total			651	656	598	1905
Handicap			232	232	232	696
Total			883	888	830	2601
Team Points Won			1.0	1.0	1.0	4.0
Match Points Won			0.0	0.0	0.0	5.0
Total Points Won			1.0	1.0	1.0	9.0

Lane 21 2 - Stick Creek Sales Week 2 8/28/2025

Name	Last Wk Won	Last Wk Lost	HDCP -1-	HDCP -2-	HDCP -3-	HDCP Total
Emilie E. Adamson		1.0	201	230	205	636
Lindsay L. McLaughlin	1.0		236	236	256	728
Beckie S. King		1.0	192	219	209	620
Hewitt P. Moyer	2.0		193	245	192	630
=====						
Scratch Total			555	663	595	1813
Handicap			267	267	267	801
Total			822	930	862	2614
Team Points Won			1.0	1.0	1.0	4.0
Match Points Won			0.0	0.0	0.0	3.0
Total Points Won			1.0	1.0	1.0	7.0

Lane 18 4 - Streamline Painting Week 2 8/28/2025

Name	Last Wk Won	Last Wk Lost	HDCP -1-	HDCP -2-	HDCP -3-	HDCP Total
Rose Hemmingsen	1.0		260	241	221	722
Dawn M. Chadrick	1.0		213	223	219	655
Kathy Maxson	1.0		228	203	201	632
Sheri L. Jorgensen		1.0	162	168	177	507
=====						
Scratch Total			518	490	473	1481
Handicap			345	345	345	1035
Total			863	835	818	2516
Team Points Won			1.0	1.0	1.0	4.0
Match Points Won			0.0	0.0	0.0	3.0
Total Points Won			1.0	1.0	1.0	7.0

Lane 20 6 - Bye Team Week 2 8/28/2025

Name	Last Wk Won	Last Wk Lost	HDCP -1-	HDCP -2-	HDCP -3-	HDCP Total
No one bowled						

Lane 22 3 - Hatch's Helping Hands Week 2 8/28/2025

Name	Last Wk Won	Last Wk Lost	HDCP -1-	HDCP -2-	HDCP -3-	HDCP Total
Jacqui Moore	1.0		232	238	251	721
Angie C. Hauserman		1.0	192	186	192	570
Jerilynn L. Kates	1.0		210	236	186	632
Deb L. Hatcher		1.0	183	204	186	573
=====						
Scratch Total			513	560	511	1584
Handicap			304	304	304	912
Total			817	864	815	2496
Team Points Won			0.0	0.0	0.0	0.0
Match Points Won			0.0	0.0	0.0	2.0
Total Points Won			0.0	0.0	0.0	2.0

Applette 2025-26

Big Apple Fun Center

* Bowlers listed must have a minimum of 1 games.

Match Points Won (Total for Year)

Name	Points		%Won	Avg	Gms	Name	Points		%Won	Avg	Gms
	Won	Lost					Won	Lost			
Casey Kates	3.0		100.00%	152	6	Sheri J. Londer	1.0		100.00%	137	3
David D. Hibberd	3.0		100.00%	176	6	Dani Krotz	1.0	1.0	50.00%	146	6
Hewitt P. Moyer	2.0		100.00%	208	3	Jerilynn L. Kates	1.0		100.00%	140	3
John L. Krotz	2.0		100.00%	203	3	Kathy Maxson	1.0		100.00%	119	3
Dawn M. Chadrick	2.0		100.00%	108	6	Lindsay L. McLaughlin	1.0	1.0	50.00%	135	6
Krista K. Wiester	2.0	1.0	66.67%	156	6	Andrea C. Riessland	1.0		100.00%	124	3
Rose Hemmingsen	1.5	0.5	75.00%	113	6	Michelle L. Limbach	1.0	1.0	50.00%	151	6
Jacqui Moore	1.5	0.5	75.00%	131	6	Deb L. Hatcher	0.5	1.5	25.00%	149	6
Sheri L. Jorgensen	1.5	1.5	50.00%	153	6	Beckie S. King	0.5	1.5	25.00%	136	6
Rebecca L. McPherson	1.5	0.5	75.00%	197	3	Larry L. Lambrecht		1.0	0.00%	147	3
Alex Trevino	1.0	1.0	50.00%	115	3	Peg Hickman		1.0	0.00%	116	3
Emilie E. Adamson	1.0	1.0	50.00%	109	6	Angie C. Hauserman		2.0	0.00%	111	6

Applette 2025-26

Big Apple Fun Center

* Bowlers listed must have a minimum of 1 games.

Change in Average

Name	-----Old-----		Old					---Average Change---			Weekly Over Avg
	Pins	Games	Avg	-1-	-2-	-3-	Total	New	Old	---> +/-	Series Avg +/-
Emilie E. Adamson	325	3	bk108	99	128	103	330	109.17	- 108.33	= 0.83	330 - 324=6
Dawn M. Chadrick	314	3	bk104	107	117	113	337	108.50	- 104.67	= 3.83	337 - 312=25
Deb L. Hatcher	478	3	bk159	132	153	135	420	149.67	- 159.33	= -9.67	420 - 477=-57
Angie C. Hauserman	364	3	bk121	103	97	103	303	111.17	- 121.33	= -10.17	303 - 363=-60
Rose Hemmingsen	294	3	bk98	148	129	109	386	113.33	- 98.00	= 15.33	386 - 294=92
David D. Hibberd	533	3	bk177	182	196	149	527	176.67	- 177.67	= -1.00	527 - 531=-4
Peg Hickman	348	3	bk116				0	116.00	- 116.00	= 0.00	
Sheri L. Jorgensen	523	3	bk174	126	132	141	399	153.67	- 174.33	= -20.67	399 - 522=-123
Casey Kates	446	3	bk148	155	181	134	470	152.67	- 148.67	= 4.00	470 - 444=26
Jerilynn L. Kates	0	0	bk140	140	166	116	422	140.67	- 0.00	= 140.67	422 - 420=2
Beckie S. King	414	3	bk138	120	147	137	404	136.33	- 138.00	= -1.67	404 - 414=-10
Dani Krotz	469	3	bk156	159	132	117	408	146.17	- 156.33	= -10.17	408 - 468=-60
John L. Krotz	611	3	bk203				0	203.67	- 203.67	= 0.00	
Larry L. Lambrecht	0	0	bk147	146	139	157	442	147.33	- 0.00	= 147.33	442 - 441=1
Michelle L. Limbach	454	3	bk151	126	152	175	453	151.17	- 151.33	= -0.17	453 - 453=0
Sheri J. Londer	413	3	bk137				0	137.67	- 137.67	= 0.00	
Kathy Maxson	0	0	bk119	137	112	110	359	119.67	- 0.00	= 119.67	359 - 357=2
Lindsay L. McLaughlin	357	3	bk119	145	145	165	455	135.33	- 119.00	= 16.33	455 - 357=98
Rebecca L. McPherson	0	0	bk197	194	202	197	593	197.67	- 0.00	= 197.67	593 - 591=2
Jacqui Moore	348	3	bk116	138	144	157	439	131.17	- 116.00	= 15.17	439 - 348=91
Hewitt P. Moyer	0	0	bk208	191	243	190	624	208.00	- 0.00	= 208.00	624 - 624=0
Andrea C. Riessland	374	3	124				0	124.67	- 124.67	= 0.00	
Alex Trevino	0	0	bk115	99	152	96	347	115.67	- 0.00	= 115.67	347 - 345=2
Krista K. Wiester	445	3	bk148	203	121	171	495	156.67	- 148.33	= 8.33	495 - 444=51

Applette 2025-26

Big Apple Fun Center

* Bowlers listed must have a minimum of 1 games.

High Average Listing

	<u>Name</u>	<u>True Average</u>	<u>Pins</u>	<u>Gms</u>	<u>To Raise Avg +1</u>	<u>To Drop Avg -1</u>
1	Hewitt P. Moyer	208.00	624	3	630	623
2	John L. Krotz	203.67	611	3	613	606
3	Rebecca L. McPherson	197.67	593	3	595	588
4	David D. Hibberd	176.67	1060	6	533	523
5	Krista K. Wiester	156.67	940	6	473	463
6	Sheri L. Jorgensen	153.67	922	6	464	454
7	Casey Kates	152.67	916	6	461	451
8	Michelle L. Limbach	151.17	907	6	461	451
9	Deb L. Hatcher	149.67	898	6	452	442
10	Larry L. Lambrecht	147.33	442	3	446	439
11	Dani Krotz	146.17	877	6	446	436
12	Jerilynn L. Kates	140.67	422	3	424	417
13	Sheri J. Londer	137.67	413	3	415	408
14	Beckie S. King	136.33	818	6	415	405
15	Lindsay L. McLaughlin	135.33	812	6	412	402
16	Jacqui Moore	131.17	787	6	401	391
17	Andrea C. Riessland	124.67	374	3	376	369
18	Kathy Maxson	119.67	359	3	361	354
19	Peg Hickman	116.00	348	3	354	347
20	Alex Trevino	115.67	347	3	349	342
21	Rose Hemmingsen	113.33	680	6	346	336
22	Angie C. Hauserman	111.17	667	6	341	331
23	Emilie E. Adamson	109.17	655	6	335	325
24	Dawn M. Chadrick	108.50	651	6	330	320

Applette 2025-26

Big Apple Fun Center

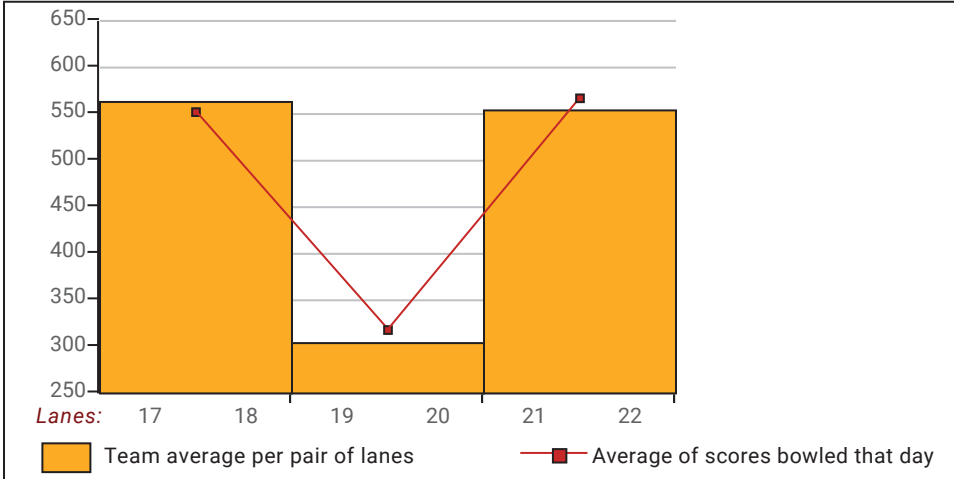
This report is for scores bowled August 28 which is Week 2 of 31

This Week's Statistics

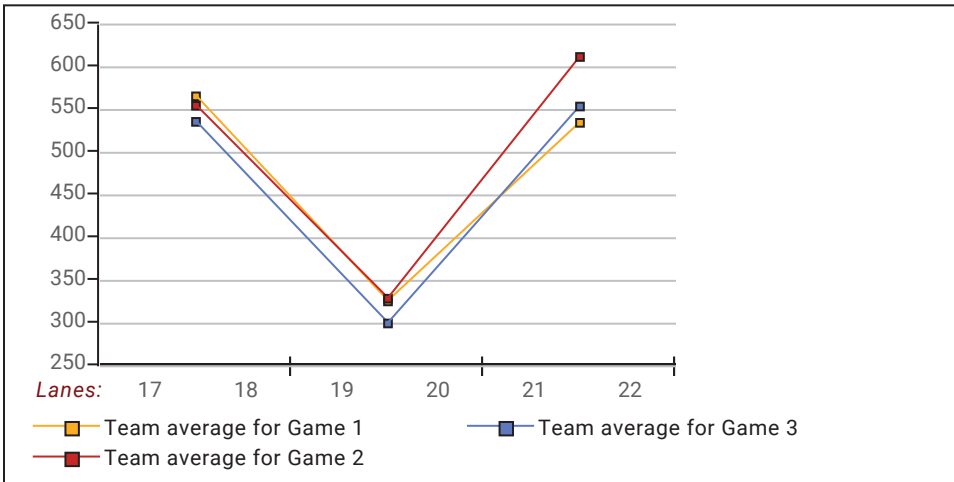
	Over All	Men	Women
How many people bowled	20	3	17
Number of games bowled	60	9	51
Actual average of week's scores	143.55	177.00	137.65
How many games above average	33	5	28
How many games below average	27	4	23
Pins above/below average per game	2.25	5.67	1.65
How many people raised average	11	1	10
by this amount	10.26	31.00	8.18
How many people went down	9	2	7
by this amount	-9.17	-6.83	-9.83
League average before bowling	141.52	171.56	136.22
League average after bowling	143.03	177.33	136.98
Change in league average	1.52	5.78	0.76
800s	--	--	--
775s	--	--	--
750s	--	--	--
725s	--	--	--
700s	--	--	--
675s	--	--	--
650s	--	--	--
625s	--	--	--
600s	1	1	--
575s	1	--	1
550s	--	--	--
525s	1	1	--
500s	--	--	--
475s	1	--	1
450s	3	--	3
425s	2	1	1
400s	4	--	4
below 400	7	--	7
300s	--	--	--
275s	--	--	--
250s	--	--	--
225s	1	1	--
200s	2	--	2
175s	8	4	4
150s	10	1	9
125s	22	3	19
100s	13	--	13
below 100	4	--	4

This report is for scores bowled August 28 which is Week 2 of 31

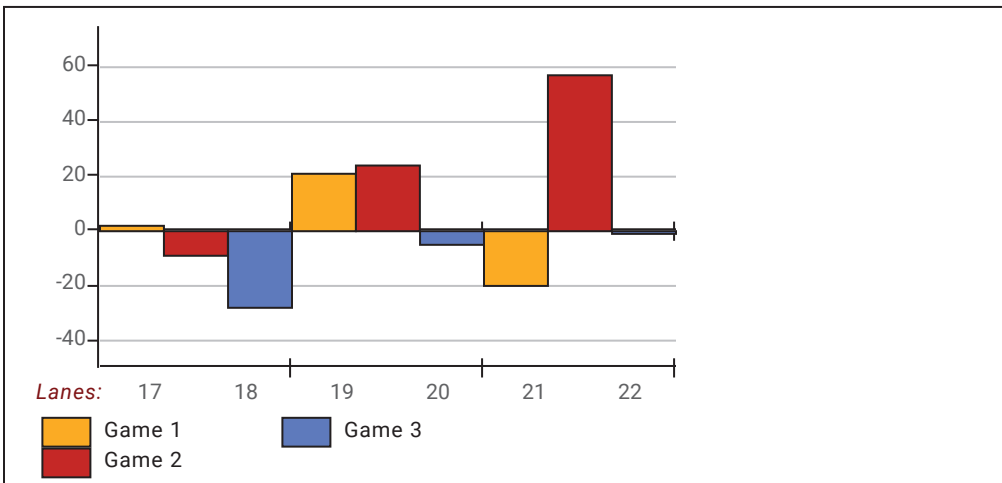
Team Average vs Avg of Scores



Average of Scores for Each Game

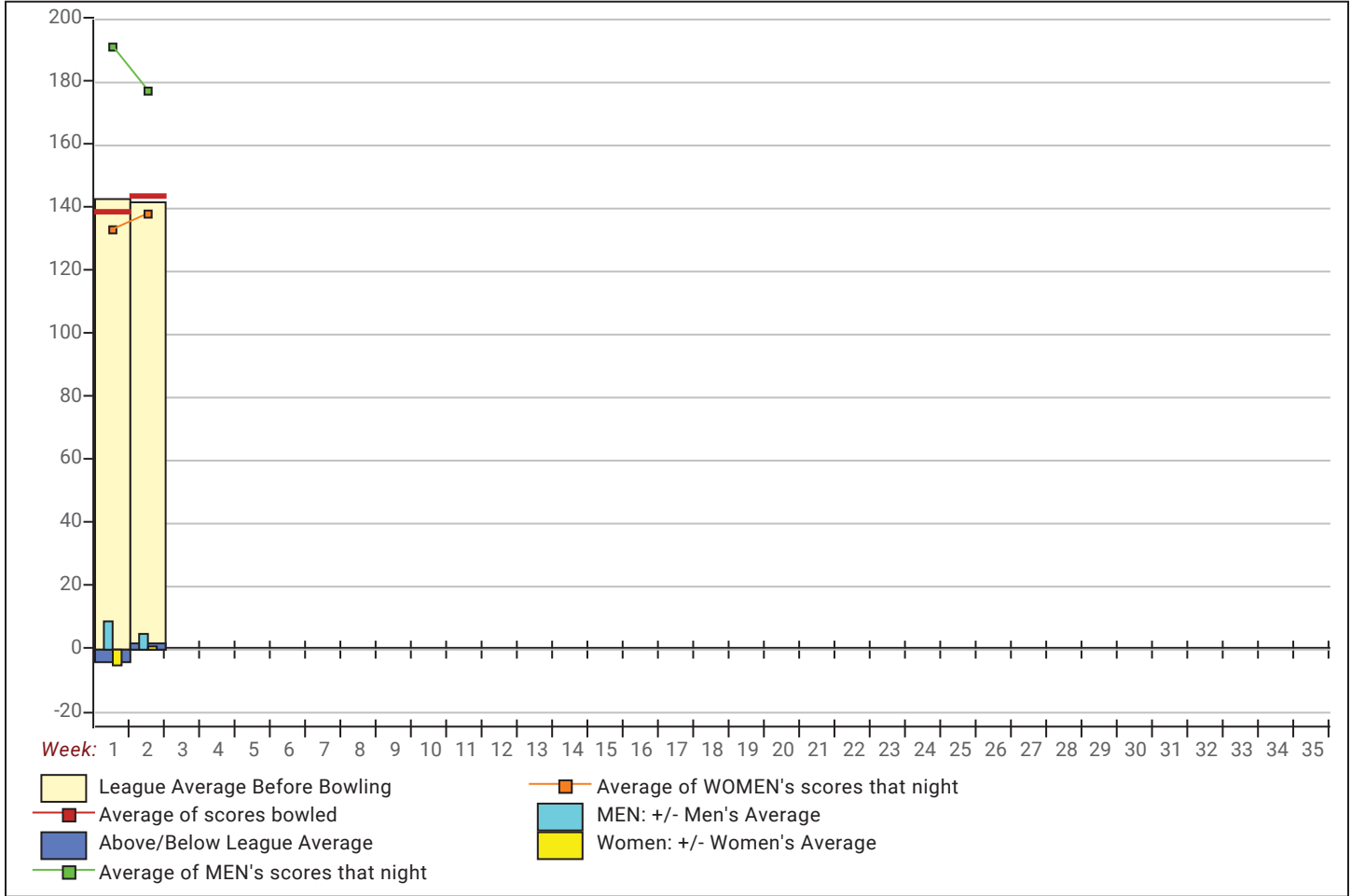


Amount Over/Under Team Average



This report is for scores bowled August 28 which is Week 2 of 31

League Average Week-by-Week



League Average Statistics for Last Week

	League	Right Hand	Left Hand	Men (Lft+Rt)	Women (Lft+Rt)
League Average Before Bowling	141.52	143.23	109.00	171.56	136.22
Average of scores bowled that night	143.55	145.02	115.67	177.00	137.65
New League Average After Bowling	143.03	144.47	115.67	177.33	136.98
Change in League Average	1.52	1.25	6.67	5.78	.76
People Who Bowled Over Average	11	10	1	1	10
People Who Bowled Under Average	9	9		2	7
Average Amount of Series Over Avg	48.73	51.60	20.00	93.00	44.30
Average Amount of Series Under Avg	-44.56	-44.56		-21.00	-51.29
Difference Avg, NiteAvg	2.25	2.02	6.67	5.67	1.65
Number of Bowlers	20	19	1	3	17
Number of Games Bowled	60	57	3	9	51
People Who Raised Their Average	11	10	1	1	10
Raised By an Average of This Amount	10.26	10.62	6.67	31.00	8.18
People Who Lowered Their Average	9	9		2	7
Lowered By an Average of This Amou	-9.17	-9.17		-6.83	-9.83
Number of Games Bowled Over Avera	33	32	1	5	28
Number of Games Bowled Under Avera	27	25	2	4	23

Note: Averages are based only on people who bowled.

Press Release -- 9/6/2025

8/28/2025 Week 2 of 31

Applette 2025-26

Thursday 6:30 pm

Big Apple Fun Center

Lanes 17 - 22

Team Standings

Place	Team Name	Avg p/gm	Points Won	Points Lost	Year-To-Date WON	Y-T-D LOST
1	Streamline Painting	497	14	4	14	4
2	Living on a Spare	586	13	5	13	5
3	Stick Creek Sales	553	12	6	12	6
4	Joe's Honky Tonk	649	10	8	10	8
5	Hatch's Helping Hands	520	4	14	4	14
6	Bye Team		1	17	1	17

*** Although not shown, standings are determined by points only for the current split

Last Week's Top Scores

	Scratch Game	Scratch Series	Handicap Game	Handicap Series
Men	243 Hewitt Moyer	624 Hewitt Moyer	245 Hewitt Moyer	631 Larry Lambrecht
	196 David Hibberd	527 David Hibberd	229 David Hibberd	630 Hewitt Moyer
	157 Larry Lambrecht	442 Larry Lambrecht	220 Larry Lambrecht	626 David Hibberd
Women	203 Krista Wiester	593 Rebecca McPherson	265 Krista Wiester	728 Lindsay McLaughlin
	202 Rebecca McPherson	495 Krista Wiester	260 Rose Hemmingsen	722 Rose Hemmingsen
	181 Casey Kates	470 Casey Kates	256 Lindsay McLaughlin	721 Jacqui Moore
	175 Michelle Limbach	455 Lindsay McLaughlin	251 Jacqui Moore	681 Krista Wiester
	166 Jerilynn Kates	453 Michelle Limbach	247 Alex Trevino	656 Casey Kates
	165 Lindsay McLaughlin	439 Jacqui Moore	243 Casey Kates	655 Dawn Chadrick
	159 Dani Krotz	422 Jerilynn Kates	236 Jerilynn Kates	636 Emilie Adamson
	157 Jacqui Moore	420 Deb Hatcher	234 Michelle Limbach	632 Alex Trevino
	153 Deb Hatcher	408 Dani Krotz	230 Emilie Adamson	632 Jerilynn Kates
	152 Alex Trevino	404 Beckie King	228 Kathy Maxson	632 Kathy Maxson
			632 Rebecca McPherson	

Local and Bowling Center Awards

Name	USBC ID Number	Award Average	Award Games	G1	G2	G3	Series	Award Score	Award Received
Hewitt P. Moyer	23-69185 USBC	177	63	191	243	190	624	243	225 Game (Local Assoc. Awards)
Alex Trevino	9726-4351 USBC	109	54	99	152	96	347	152	150 Game (Local Assoc. Awards)