

# Town & Country 2023-24

Sunday 6:30 pm

## Big Apple Fun Center

Lanes 3 - 8

President: John Krotz (308)440-9799

Vice President: Richard Serr (308)440-0152

Secretary/Treasurer: Trish Hancock (308)440-6787

### Team Standings

Place	Lane	#	Team Name	Points Won	Points Lost	%Won	Pins + HDCP	Scratch Pins	Avg p/gm	High Game	High Sers	HDCP Game	HDCP Sers
1	3	3	Breeze Transport	36	24	60.0	38083	25841	574	675	1854	939	2650
2	8	1	We Attempt	34	26	56.7	38202	23748	527	653	1748	970	2704
3	7	5	Kidds Korner	32	28	53.3	37940	26876	597	778	2090	1008	2780
4	6	4	Bat Split Crazy	32	28	53.3	37917	28146	625	749	2031	1005	2799
5	5	2	Cruizers	26	34	43.3	37781	27329	607	728	1984	956	2668
6	4	6	Pin Busters	21	39	35.0	37486	21388	475	602	1591	966	2683

### Review of Last Week's Bowling.....

Lanes	Team Name	HDCP -1-	HDCP -2-	HDCP -3-	HDCP Total	Last Wk WON	Team Name	HDCP -1-	HDCP -2-	HDCP -3-	HDCP Total	Last Wk WON
3-4	We Attempt	805	806	823	2434	1	<---> Breeze Transport	820	853	813	2486	3
5-6	Bat Split Crazy	817	786	747	2350	0	<---> Kidds Korner	823	835	806	2464	4
7-8	Cruizers	821	719	907	2447	1	<---> Pin Busters	885	795	816	2496	3

### Lane Assignments

	3-4	5-6	7-8
Wk16 12/10	3- 6	2- 4	5- 1
Wk17 12/17	5- 4	6- 1	2- 3
Wk18 12/24	👉 Christmas Eve	No bowling	
Wk18 12/31	👉 New Year's Eve	No bowling	
Wk18 01/07	2- 1	4- 3	6- 5

### Last Week's Top Scores

Team Scratch Game		Team Scratch Series		Team Handicap Game		Team Handicap Series	
671	Cruizers	1795	Kidds Korner	907	Cruizers	2496	Pin Busters
612	Bat Split Crazy	1739	Cruizers	885	Pin Busters	2486	Breeze Transport
612	Kidds Korner	1735	Bat Split Crazy	853	Breeze Transport	2464	Kidds Korner
585	Breeze Transport	1682	Breeze Transport	835	Kidds Korner	2447	Cruizers
520	Pin Busters	1498	We Attempt	823	We Attempt	2434	We Attempt
511	We Attempt	1401	Pin Busters	817	Bat Split Crazy	2350	Bat Split Crazy
Scratch Game		Scratch Series		Handicap Game		Handicap Series	
<b>Men</b>	226 John Krotz	565 John Krotz	254 John Krotz	694 Jeff Snodgrass			
	204 Bryan Hodges	540 Nick Kidd	253 Bryan Hodges	682 Bryan Hodges			
	194 Nick Kidd	535 Bryan Hodges	247 Jeff Snodgrass	651 Chris Flodine			
	176 Nick Stockton	477 Nick Stockton	243 Brendon Head	649 John Krotz			
	170 Richard Serr	464 Richard Serr	238 Chris Flodine	619 Craig Schutt			
	170 Craig Schutt	463 Craig Schutt	222 Craig Schutt	617 Brendon Head			
	168 David Hibberd	456 David Hibberd	220 John Cornett	612 Nick Kidd			
	163 Jeff Snodgrass	442 Jeff Snodgrass	219 Richard Serr	611 Richard Serr			
	161 Chris Flodine	420 Chris Flodine	218 Nick Kidd	608 John Cornett			
	143 John Cornett	377 John Cornett	215 Tyler Krotz	605 Tyler Krotz			
<b>Women</b>	177 Chris Stockton	452 Ashley Hancock	257 Chris Stockton	687 Chris Stockton			
	169 Shelli Krotz	447 Chris Stockton	243 Ashley Hancock	674 Ashley Hancock			
	169 Ashley Hancock	435 Cindy Gibbons	233 Shelli Krotz	636 Cindy Gibbons			
	156 Cindy Gibbons	426 Shelli Krotz	223 Cindy Gibbons	618 Shelli Krotz			
	155 Dani Krotz	424 Michelle Limbach	220 Trish Hancock	609 Shannon Mitchell			
	150 Michelle Limbach	403 Dani Krotz	217 Shannon Mitchell	595 Jen Kidd			
	146 Kim Hodges	381 Shannon Mitchell	217 Jen Kidd	580 Trish Hancock			
	141 Shannon Mitchell	377 Kim Hodges	212 Kim Hodges	575 Kim Hodges			
	133 Trish Hancock	343 Jen Kidd	203 Jessica Walker	566 Jessica Walker			
	133 Jen Kidd	319 Trish Hancock	202 Dani Krotz	544 Dani Krotz			

**Season High Scores**

Team Scratch Game		Team Scratch Series		Team Handicap Game		Team Handicap Series	
778	Kidds Korner	2090	Kidds Korner	1008	Kidds Korner	2799	Bat Split Crazy
749	Bat Split Crazy	2031	Bat Split Crazy	1005	Bat Split Crazy	2780	Kidds Korner
728	Cruizers	1984	Cruizers	970	We Attempt	2704	We Attempt
675	Breeze Transport	1854	Breeze Transport	966	Pin Busters	2683	Pin Busters
653	We Attempt	1748	We Attempt	956	Cruizers	2668	Cruizers
602	Pin Busters	1591	Pin Busters	939	Breeze Transport	2650	Breeze Transport

	Scratch Game	Scratch Series	Handicap Game	Handicap Series
<b>Men</b>	268 David Hibberd	661 David Hibberd	308 David Hibberd	781 David Hibberd
	241 John Krotz	633 Nick Stockton	293 John Cornett	748 John Cornett
	235 Nick Stockton	631 John Krotz	284 Richard Serr	747 Nick Stockton
	234 Rich Hancock	601 Nick Kidd	277 Rich Hancock	733 John Krotz
	233 Richard Serr	581 Rich Hancock	275 John Krotz	729 Bryan Hodges
	232 Nick Kidd	570 Bryan Hodges	273 Nick Stockton	720 Craig Schutt
	219 Bryan Hodges	564 Craig Schutt	272 Bryan Hodges	711 Justin Hodges
	216 John Cornett	561 Justin Hodges	266 Craig Schutt	710 Richard Serr
	214 Craig Schutt	557 Richard Serr	263 Keith Koupal	710 Rich Hancock
	199 Justin Hodges	517 John Cornett	260 Brendon Head	694 Jeff Snodgrass
				694 Chris Flodine
<b>Women</b>	227 Dani Krotz	627 Michelle Limbach	323 Kira Hancock	814 Kira Hancock
	226 Michelle Limbach	568 Dani Krotz	297 Jessica Walker	745 Shannon Mitchell
	215 Kira Hancock	555 Rebecca McPherson	280 Dani Krotz	736 Dani Krotz
	199 Rebecca McPherson	510 Kim Hodges	269 Shelli Krotz	728 Shelli Krotz
	194 Jessica Walker	508 Shannon Mitchell	264 Chris Stockton	711 Kim Hodges
	193 Shelli Krotz	497 Shelli Krotz	261 Shannon Mitchell	708 Michelle Limbach
	190 Chris Stockton	490 Kira Hancock	254 Trish Hancock	704 Ashley Hancock
	182 Shannon Mitchell	478 Cindy Gibbons	254 Jen Kidd	700 Cindy Gibbons
	177 Kim Hodges	470 Ashley Hancock	253 Michelle Limbach	691 Jen Kidd
	173 Ashley Hancock	447 Chris Stockton	251 Ashley Hancock	690 Chris Stockton
				690 Jessica Walker

**Team Rosters**

**1 - We Attempt**

Name	Avg	HDCP	Pins	Gms	High Game	High Sers	HDCP Game	HDCP Sers	Most Improved Avg +/-	To Raise Avg +1	To Drop Avg -1	Weekly Over Avg Series Avg +/-
Ashley K. Hancock	137	73	5351	39	173	470	251	704	134 +3.21	445	402	452 - 408=44
Dani Krotz	162	48	7290	45	227	568	280	736	159 +3.00	534	485	403 - 489=-86
Tyler J. Krotz	67	143	3049	45	100	240	246	674	67 +0.76	215	166	179 - 204=-25
Richard M. Serr	161	49	7253	45	233	557	284	710	159 +2.18	523	474	464 - 483=-19

**2 - Cruizers**

Name	Avg	HDCP	Pins	Gms	High Game	High Sers	HDCP Game	HDCP Sers	Most Improved Avg +/-	To Raise Avg +1	To Drop Avg -1	Weekly Over Avg Series Avg +/-
Trish R. Hancock	122	88	5138	42	168	415	254	664	126 -3.67	397	351	319 - 369=-50
Shelli Krotz	145	65	6125	42	193	497	269	728	137 +8.83	445	399	426 - 438=-12
Tristan F. Ragland	153	57	2307	15	189	487	253	665		465	446	
John L. Krotz	182	28	8211	45	241	631	275	733	184 -1.53	573	524	565 - 546=19
Rich Hancock	165	45	3630	22	234	581	277	710	166 -1.00	520	494	

**3 - Breeze Transport**

Name	Avg	HDCP	Pins	Gms	High Game	High Sers	HDCP Game	HDCP Sers	Most Improved Avg +/-	To Raise Avg +1	To Drop Avg -1	Weekly Over Avg Series Avg +/-
Chris M. Stockton	132	78	5947	45	190	447	264	690	131 +1.16	437	388	447 - 390=57
Shannon L. Mitchell	133	77	5351	40	182	508	261	745	129 +4.77	411	367	381 - 402=-21
John A. Cornett	133	77	5999	45	216	517	293	748	137 -3.69	433	384	377 - 399=-22
Nick J. Stockton	174	36	7313	42	235	633	273	747	171 +3.12	562	516	477 - 525=-48
James M. Crown	153	57	1231	8	180	487	242	673		463	451	

Town & Country 2023-24

4 - Bat Split Crazy

Name	Avg	HDCP	Pins	Gms	High Game	High Sers	HDCP Game	HDCP Sers	Most Improved Avg +/-	To Raise Avg +1	To Drop Avg -1	Weekly Over Avg Series Avg +/-
Chris Flodine	134	76	3631	27	181	451	259	694	132 +2.48	419	388	420 - 399=21
Kira L. Hancock	129	81	3489	27	215	490	323	814	131 -1.78	411	380	
Cindy Gibbons	143	67	5155	36	170	478	242	700	136 +7.19	461	421	435 - 429=6
Michelle L. Limbach	179	31	7555	42	226	627	253	708	182 -2.12	545	499	424 - 546=-122
David D. Hibberd	175	35	7906	45	268	661	308	781	178 -2.31	542	493	456 - 531=-75


5 - Kidds Korner

Name	Avg	HDCP	Pins	Gms	High Game	High Sers	HDCP Game	HDCP Sers	Most Improved Avg +/-	To Raise Avg +1	To Drop Avg -1	Weekly Over Avg Series Avg +/-
Kim L. Hodges	142	68	4281	30	177	510	244	711	143 -0.30	438	404	377 - 432=-55
Bryan L. Hodges	163	47	6362	39	219	570	272	729	157 +6.13	526	483	535 - 483=52
Tammy Koupal	110	100	1981	18	144	374	244	689		350	328	
Justin M. Hodges	160	50	2249	14	199	561	249	711		488	470	
Keith D. Koupal	131	79	2766	21	179	439	263	682	131 +0.71	402	377	
Jen Kidd	124	86	2615	21	166	427	254	691	124 +0.52	385	360	343 - 378=-35
Nick Kidd	185	25	5020	27	232	601	259	673	186 -0.07	560	529	540 - 558=-18


6 - Pin Busters

Name	Avg	HDCP	Pins	Gms	High Game	High Sers	HDCP Game	HDCP Sers	Most Improved Avg +/-	To Raise Avg +1	To Drop Avg -1	Weekly Over Avg Series Avg +/-
Jessica F. Walker	105	105	4415	42	194	381	297	690	110 -4.88	355	309	254 - 318=-64
Jeff D. Snodgrass	127	83	5735	45	165	442	250	694	125 +2.44	409	360	442 - 378=64
Craig A. Schutt	157	53	7108	45	214	564	266	720	164 -6.04	476	427	463 - 474=-11
Brendon G. Head	85	125	3839	45	132	283	260	663	84 +1.31	289	240	242 - 255=-13

Temporary Substitutes

 **Men**

Name	Avg	HDCP	Pins	Gms	High Game	High Sers	HDCP Game	HDCP Sers	Most Improved Avg +/-	To Raise Avg +1	To Drop Avg -1	Weekly Over Avg Series Avg +/-
Allen S. Noltersmeier	bk129	81	443	3	166	443	247	686		445	438	
Joshua Ragland	118	92	355	3	124	355	216	631		359	352	

 **Women**

Name	Avg	HDCP	Pins	Gms	High Game	High Sers	HDCP Game	HDCP Sers	Most Improved Avg +/-	To Raise Avg +1	To Drop Avg -1	Weekly Over Avg Series Avg +/-
Janet E. Anderson	bk121	89	372	3	131	372	220	639		378	371	
Angie C. Hauserman	bk130	80	363	3	131	363	211	603		369	362	
Kattie L. Johnson	bk131	79	362	3	134	362	213	599		364	357	
Rebecca L. McPherson	185	25	555	3	199	555	224	630		561	554	

Individual High Averages

Men	Avg	Name	Women	Avg	Name
185.93	Nick Kidd	179.88	Michelle Limbach		
182.47	John Krotz	162.00	Dani Krotz		
175.69	David Hibberd	145.83	Shelli Krotz		
174.12	Nick Stockton	143.19	Cindy Gibbons		
165.00	Rich Hancock	142.70	Kim Hodges		
163.13	Bryan Hodges	137.21	Ashley Hancock		
161.18	Richard Serr	133.77	Shannon Mitchell		
157.96	Craig Schutt	132.16	Chris Stockton		
134.48	Chris Flodine	129.22	Kira Hancock		
133.31	John Cornett	124.52	Jen Kidd		

**Most Improved Average**

---

<b>Men</b>	157 to 163.13 = +6.13 Bryan Hodges	171 to 174.12 = +3.12 Nick Stockton	132 to 134.48 = +2.48 Chris Flodine
	125 to 127.44 = +2.44 Jeff Snodgrass	159 to 161.18 = +2.18 Richard Serr	84 to 85.31 = +1.31 Brendon Head
<b>Women</b>	137 to 145.83 = +8.83 Shelli Krotz	136 to 143.19 = +7.19 Cindy Gibbons	129 to 133.77 = +4.77 Shannon Mitchell
	134 to 137.21 = +3.21 Ashley Hancock	159 to 162.00 = +3.00 Dani Krotz	131 to 132.16 = +1.16 Chris Stockton

**Most Un-Improved Averages**

---

<b>Men</b>	164 to 157.96 = -6.04 Craig Schutt	137 to 133.31 = -3.69 John Cornett	178 to 175.69 = -2.31 David Hibberd
	184 to 182.47 = -1.53 John Krotz	166 to 165.00 = -1.00 Rich Hancock	186 to 185.93 = -0.07 Nick Kidd
<b>Women</b>	110 to 105.12 = -4.88 Jessica Walker	126 to 122.33 = -3.67 Trish Hancock	182 to 179.88 = -2.12 Michelle Limbach
	131 to 129.22 = -1.78 Kira Hancock	143 to 142.70 = -0.30 Kim Hodges	124 to 124.52 = +0.52 Jen Kidd

# Town & Country 2023-24

## Big Apple Fun Center

### Reprint of Scores -- Week 15

#### Lane 3 1 - We Attempt Week 15 12/3/2023

Name	Old	Old						HDCP
	Avg	HDCP	-1-	-2-	-3-	Total	Total	
Ashley K. Hancock	136	74	126	169	157	452	674	
Dani Krotz	163	47	135	155	113	403	544	
Tyler J. Krotz	68	142	62	44	73	179	605	
Richard M. Serr	161	49	170	126	168	464	611	
			====	====	====	====	====	
Scratch Total			493	494	511	1498	1498	
Handicap			312	312	312	936		
Total			805	806	823	1498	2434	
Team Points Won			0.0	0.0	1.0	1.0	1.0	

#### Lane 4 3 - Breeze Transport Week 15 12/3/2023

Name	Old	Old						HDCP
	Avg	HDCP	-1-	-2-	-3-	Total	Total	
Chris M. Stockton	130	80	140	177	130	447	687	
Shannon L. Mitchell	134	76	124	141	116	381	609	
John A. Cornett	133	77	143	111	123	377	608	
Nick J. Stockton	175	35	145	156	176	477	582	
			====	====	====	====	====	
Scratch Total			552	585	545	1682	1682	
Handicap			268	268	268	804		
Total			820	853	813	1682	2486	
Team Points Won			1.0	1.0	0.0	3.0	3.0	

#### Lane 5 4 - Bat Split Crazy Week 15 12/3/2023

Name	Old	Old						HDCP
	Avg	HDCP	-1-	-2-	-3-	Total	Total	
Chris Flodine	133	77	161	133	126	420	651	
Cindy Gibbons	143	67	133	156	146	435	636	
David D. Hibberd	177	33	168	144	144	456	555	
Michelle L. Limbach	182	28	150	148	126	424	508	
			====	====	====	====	====	
Scratch Total			612	581	542	1735	1735	
Handicap			205	205	205	615		
Total			817	786	747	1735	2350	
Team Points Won			0.0	0.0	0.0	0.0	0.0	

#### Lane 6 5 - Kidds Korner Week 15 12/3/2023

Name	Old	Old						HDCP
	Avg	HDCP	-1-	-2-	-3-	Total	Total	
Jen Kidd	126	84	115	133	95	343	595	
Kim L. Hodges	144	66	127	146	104	377	575	
Bryan L. Hodges	161	49	164	167	204	535	682	
Nick Kidd	186	24	194	166	180	540	612	
			====	====	====	====	====	
Scratch Total			600	612	583	1795	1795	
Handicap			223	223	223	669		
Total			823	835	806	1795	2464	
Team Points Won			1.0	1.0	1.0	4.0	4.0	

#### Lane 7 2 - Cruizers Week 15 12/3/2023

Name	Old	Old						HDCP
	Avg	HDCP	-1-	-2-	-3-	Total	Total	
Trish R. Hancock	123	87	95	91	133	319	580	
Shelli Krotz	146	64	134	123	169	426	618	
Tristan F. Ragland	153	57	a143	a143	a143	429	600	
John L. Krotz	182	28	213	126	226	565	649	
			====	====	====	====	====	
Scratch Total			585	483	671	1739	1739	
Handicap			236	236	236	708		
Total			821	719	907	1739	2447	
Team Points Won			0.0	0.0	1.0	1.0	1.0	

#### Lane 8 6 - Pin Busters Week 15 12/3/2023

Name	Old	Old						HDCP
	Avg	HDCP	-1-	-2-	-3-	Total	Total	
Jessica F. Walker	106	104	84	99	71	254	566	
Jeff D. Snodgrass	126	84	148	131	163	442	694	
Craig A. Schutt	158	52	170	133	160	463	619	
Brendon G. Head	85	125	118	67	57	242	617	
			====	====	====	====	====	
Scratch Total			520	430	451	1401	1401	
Handicap			365	365	365	1095		
Total			885	795	816	1401	2496	
Team Points Won			1.0	1.0	0.0	3.0	3.0	

# Town & Country 2023-24

## Big Apple Fun Center

\* Bowlers listed must have a minimum of 1 games.

### Change in Average

Name	-----Old-----		Old					---Average Change---			Weekly Over Avg
	Pins	Games	Avg	-1-	-2-	-3-	Total	New	Old	---> +/-	Series Avg +/-
Janet E. Anderson	372	3	bk121				0	124.00	- 124.00	= 0.00	
John A. Cornett	5622	42	133	143	111	123	377	133.31	- 133.86	= -0.55	377 - 399=-22
James M. Crown	1231	8	153				0	153.88	- 153.88	= 0.00	
Chris Flodine	3211	24	133	161	133	126	420	134.48	- 133.79	= 0.69	420 - 399=21
Cindy Gibbons	4720	33	143	133	156	146	435	143.19	- 143.03	= 0.16	435 - 429=6
Ashley K. Hancock	4899	36	136	126	169	157	452	137.21	- 136.08	= 1.12	452 - 408=44
Kira L. Hancock	3489	27	129				0	129.22	- 129.22	= 0.00	
Rich Hancock	3630	22	165				0	165.00	- 165.00	= 0.00	
Trish R. Hancock	4819	39	123	95	91	133	319	122.33	- 123.56	= -1.23	319 - 369=-50
Angie C. Hauserman	363	3	bk130				0	121.00	- 121.00	= 0.00	
Brendon G. Head	3597	42	85	118	67	57	242	85.31	- 85.64	= -0.33	242 - 255=-13
David D. Hibberd	7450	42	177	168	144	144	456	175.69	- 177.38	= -1.69	456 - 531=-75
Bryan L. Hodges	5827	36	161	164	167	204	535	163.13	- 161.86	= 1.27	535 - 483=52
Justin M. Hodges	2249	14	160				0	160.64	- 160.64	= 0.00	
Kim L. Hodges	3904	27	144	127	146	104	377	142.70	- 144.59	= -1.89	377 - 432=-55
Kattie L. Johnson	362	3	bk131				0	120.67	- 120.67	= 0.00	
Jen Kidd	2272	18	126	115	133	95	343	124.52	- 126.22	= -1.70	343 - 378=-35
Nick Kidd	4480	24	186	194	166	180	540	185.93	- 186.67	= -0.74	540 - 558=-18
Keith D. Koupal	2766	21	131				0	131.71	- 131.71	= 0.00	
Tammy Koupal	1981	18	110				0	110.06	- 110.06	= 0.00	
Dani Krotz	6887	42	163	135	155	113	403	162.00	- 163.98	= -1.98	403 - 489=-86
John L. Krotz	7646	42	182	213	126	226	565	182.47	- 182.05	= 0.42	565 - 546=19
Shelli Krotz	5699	39	146	134	123	169	426	145.83	- 146.13	= -0.29	426 - 438=-12
Tyler J. Krotz	2870	42	68	62	44	73	179	67.76	- 68.33	= -0.58	179 - 204=-25
Michelle L. Limbach	7131	39	182	150	148	126	424	179.88	- 182.85	= -2.97	424 - 546=-122
Rebecca L. McPherson	555	3	185				0	185.00	- 185.00	= 0.00	
Shannon L. Mitchell	4970	37	134	124	141	116	381	133.77	- 134.32	= -0.55	381 - 402=-21
Allen S. Noltersmeier	443	3	bk129				0	147.67	- 147.67	= 0.00	
Joshua Ragland	355	3	118				0	118.33	- 118.33	= 0.00	
Tristan F. Ragland	2307	15	153	a143	a143	a143	429	153.80	- 153.80	= 0.00	
Craig A. Schutt	6645	42	158	170	133	160	463	157.96	- 158.21	= -0.26	463 - 474=-11
Richard M. Serr	6789	42	161	170	126	168	464	161.18	- 161.64	= -0.47	464 - 483=-19
Jeff D. Snodgrass	5293	42	126	148	131	163	442	127.44	- 126.02	= 1.42	442 - 378=64
Chris M. Stockton	5500	42	130	140	177	130	447	132.16	- 130.95	= 1.20	447 - 390=57
Nick J. Stockton	6836	39	175	145	156	176	477	174.12	- 175.28	= -1.16	477 - 525=-48
Jessica F. Walker	4161	39	106	84	99	71	254	105.12	- 106.69	= -1.57	254 - 318=-64

# Town & Country 2023-24

## Big Apple Fun Center

\* Bowlers listed must have a minimum of 1 games.

### High Average Listing

	<u>Name</u>	<u>True Average</u>	<u>Pins</u>	<u>Gms</u>	<u>To Raise Avg +1</u>	<u>To Drop Avg -1</u>
1	Nick Kidd	185.93	5020	27	560	529
2	Rebecca L. McPherson	185.00	555	3	561	554
3	John L. Krotz	182.47	8211	45	573	524
4	Michelle L. Limbach	179.88	7555	42	545	499
5	David D. Hibberd	175.69	7906	45	542	493
6	Nick J. Stockton	174.12	7313	42	562	516
7	Rich Hancock	165.00	3630	22	520	494
8	Bryan L. Hodges	163.13	6362	39	526	483
9	Dani Krotz	162.00	7290	45	534	485
10	Richard M. Serr	161.18	7253	45	523	474
11	Justin M. Hodges	160.64	2249	14	488	470
12	Craig A. Schutt	157.96	7108	45	476	427
13	James M. Crown	153.88	1231	8	463	451
14	Tristan F. Ragland	153.80	2307	15	465	446
15	Allen S. Noltersmeier	147.67	443	3	445	438
16	Shelli Krotz	145.83	6125	42	445	399
17	Cindy Gibbons	143.19	5155	36	461	421
18	Kim L. Hodges	142.70	4281	30	438	404
19	Ashley K. Hancock	137.21	5351	39	445	402
20	Chris Flodine	134.48	3631	27	419	388
21	Shannon L. Mitchell	133.77	5351	40	411	367
22	John A. Cornett	133.31	5999	45	433	384
23	Chris M. Stockton	132.16	5947	45	437	388
24	Keith D. Koupal	131.71	2766	21	402	377
25	Kira L. Hancock	129.22	3489	27	411	380
26	Jeff D. Snodgrass	127.44	5735	45	409	360
27	Jen Kidd	124.52	2615	21	385	360
28	Janet E. Anderson	124.00	372	3	378	371
29	Trish R. Hancock	122.33	5138	42	397	351
30	Angie C. Hauserman	121.00	363	3	369	362
31	Kattie L. Johnson	120.67	362	3	364	357
32	Joshua Ragland	118.33	355	3	359	352
33	Tammy Koupal	110.06	1981	18	350	328
34	Jessica F. Walker	105.12	4415	42	355	309
35	Brendon G. Head	85.31	3839	45	289	240
36	Tyler J. Krotz	67.76	3049	45	215	166

# Town & Country 2023-24

## Big Apple Fun Center

\* Bowlers listed must have a minimum of 22 games.

Note: This report includes information through December 3 which is Week 15 of 31

### Most Improved Averages

Name	True Average	Most Improved Avg	+/-	Name	True Average	Most Improved Avg	+/-
Shelli Krotz	145.83	137	+8.83	Tyler J. Krotz	67.76	67	+0.76
Cindy Gibbons	143.19	136	+7.19	Nick Kidd	185.93	186	-0.07
Bryan L. Hodges	163.13	157	+6.13	Kim L. Hodges	142.70	143	-0.30
Shannon L. Mitchell	133.77	129	+4.77	Rich Hancock	165.00	166	-1.00
Ashley K. Hancock	137.21	134	+3.21	John L. Krotz	182.47	184	-1.53
Nick J. Stockton	174.12	171	+3.12	Kira L. Hancock	129.22	131	-1.78
Dani Krotz	162.00	159	+3.00	Michelle L. Limbach	179.88	182	-2.12
Chris Flodine	134.48	132	+2.48	David D. Hibberd	175.69	178	-2.31
Jeff D. Snodgrass	127.44	125	+2.44	Trish R. Hancock	122.33	126	-3.67
Richard M. Serr	161.18	159	+2.18	John A. Cornett	133.31	137	-3.69
Brendon G. Head	85.31	84	+1.31	Jessica F. Walker	105.12	110	-4.88
Chris M. Stockton	132.16	131	+1.16	Craig A. Schutt	157.96	164	-6.04



# Town & Country 2023-24

## Big Apple Fun Center

\* Bowlers listed must have a minimum of 1 games.

### Most Pins Over Average

Name	-----Old-----		Old				Total	---Average Change---			Weekly Over Avg
	Pins	Games	Avg	-1-	-2-	-3-		New - Old	---> +/-	Series Avg +/-	
Jeff D. Snodgrass	5293	42	126	148	131	163	442	127.44	- 126.02	= 1.42	442 - 378=64
Chris M. Stockton	5500	42	130	140	177	130	447	132.16	- 130.95	= 1.20	447 - 390=57
Bryan L. Hodges	5827	36	161	164	167	204	535	163.13	- 161.86	= 1.27	535 - 483=52
Ashley K. Hancock	4899	36	136	126	169	157	452	137.21	- 136.08	= 1.12	452 - 408=44
Chris Flodine	3211	24	133	161	133	126	420	134.48	- 133.79	= 0.69	420 - 399=21
John L. Krotz	7646	42	182	213	126	226	565	182.47	- 182.05	= 0.42	565 - 546=19
Cindy Gibbons	4720	33	143	133	156	146	435	143.19	- 143.03	= 0.16	435 - 429=6
Craig A. Schutt	6645	42	158	170	133	160	463	157.96	- 158.21	= -0.26	463 - 474=-11
Shelli Krotz	5699	39	146	134	123	169	426	145.83	- 146.13	= -0.29	426 - 438=-12
Brendon G. Head	3597	42	85	118	67	57	242	85.31	- 85.64	= -0.33	242 - 255=-13
Nick Kidd	4480	24	186	194	166	180	540	185.93	- 186.67	= -0.74	540 - 558=-18
Richard M. Serr	6789	42	161	170	126	168	464	161.18	- 161.64	= -0.47	464 - 483=-19
Shannon L. Mitchell	4970	37	134	124	141	116	381	133.77	- 134.32	= -0.55	381 - 402=-21
John A. Cornett	5622	42	133	143	111	123	377	133.31	- 133.86	= -0.55	377 - 399=-22
Tyler J. Krotz	2870	42	68	62	44	73	179	67.76	- 68.33	= -0.58	179 - 204=-25
Jen Kidd	2272	18	126	115	133	95	343	124.52	- 126.22	= -1.70	343 - 378=-35
Nick J. Stockton	6836	39	175	145	156	176	477	174.12	- 175.28	= -1.16	477 - 525=-48
Trish R. Hancock	4819	39	123	95	91	133	319	122.33	- 123.56	= -1.23	319 - 369=-50
Kim L. Hodges	3904	27	144	127	146	104	377	142.70	- 144.59	= -1.89	377 - 432=-55
Jessica F. Walker	4161	39	106	84	99	71	254	105.12	- 106.69	= -1.57	254 - 318=-64
David D. Hibberd	7450	42	177	168	144	144	456	175.69	- 177.38	= -1.69	456 - 531=-75
Dani Krotz	6887	42	163	135	155	113	403	162.00	- 163.98	= -1.98	403 - 489=-86
Michelle L. Limbach	7131	39	182	150	148	126	424	179.88	- 182.85	= -2.97	424 - 546=-122

# Town & Country 2023-24

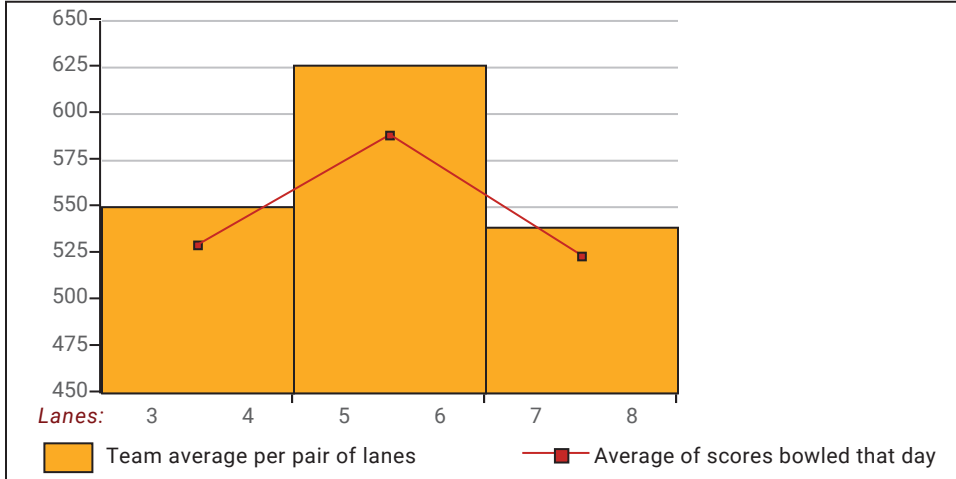
## Big Apple Fun Center

This report is for scores bowled December 3 which is Week 15 of 31

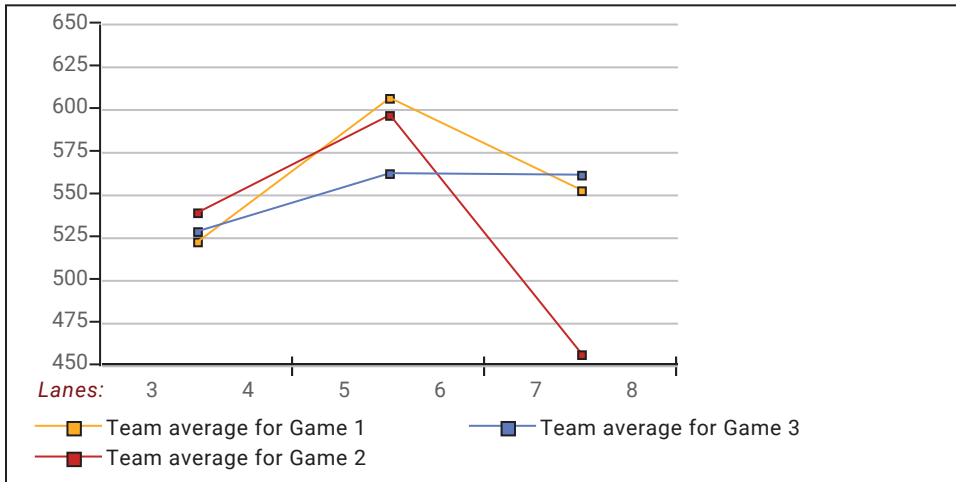
### This Week's Statistics

	Over All	Men	Women
How many people bowled	23	12	11
Number of games bowled	69	36	33
Actual average of week's scores	136.54	143.33	129.12
How many games above average	29	18	11
How many games below average	38	17	21
Pins above/below average per game	-5.99	-2.08	-10.24
How many people raised average by this amount	7 0.90	4 0.95	3 0.83
How many people went down by this amount	16 -1.12	8 -0.72	8 -1.52
League average before bowling	143.01	145.90	139.86
League average after bowling	142.50	145.73	138.97
Change in league average	-0.51	-0.16	-0.88
800s	--	--	--
775s	--	--	--
750s	--	--	--
725s	--	--	--
700s	--	--	--
675s	--	--	--
650s	--	--	--
625s	--	--	--
600s	--	--	--
575s	--	--	--
550s	1	1	--
525s	2	2	--
500s	--	--	--
475s	1	1	--
450s	4	3	1
425s	4	1	3
400s	3	1	2
below 400	8	3	5
300s	--	--	--
275s	--	--	--
250s	--	--	--
225s	1	1	--
200s	2	2	--
175s	4	3	1
150s	17	11	6
125s	25	11	14
100s	9	3	6
below 100	11	5	6

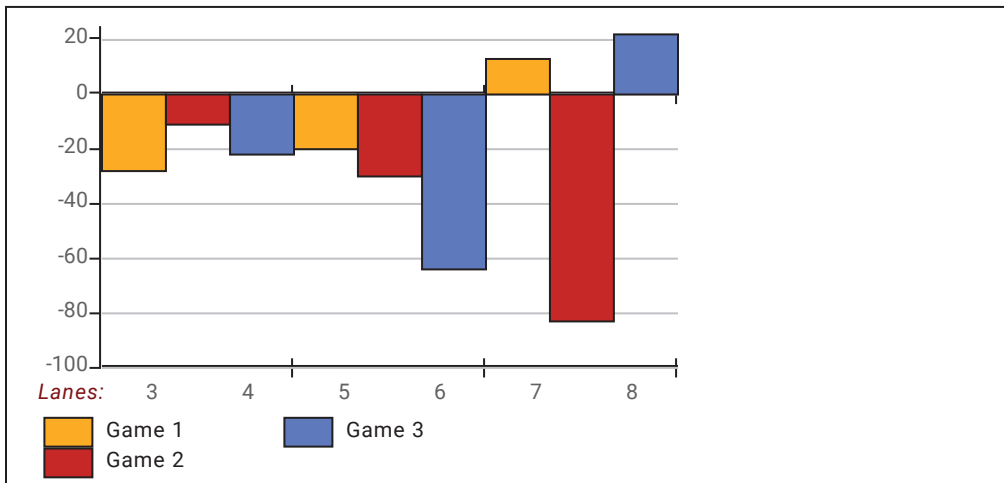
**Team Average vs Avg of Scores**



**Average of Scores for Each Game**

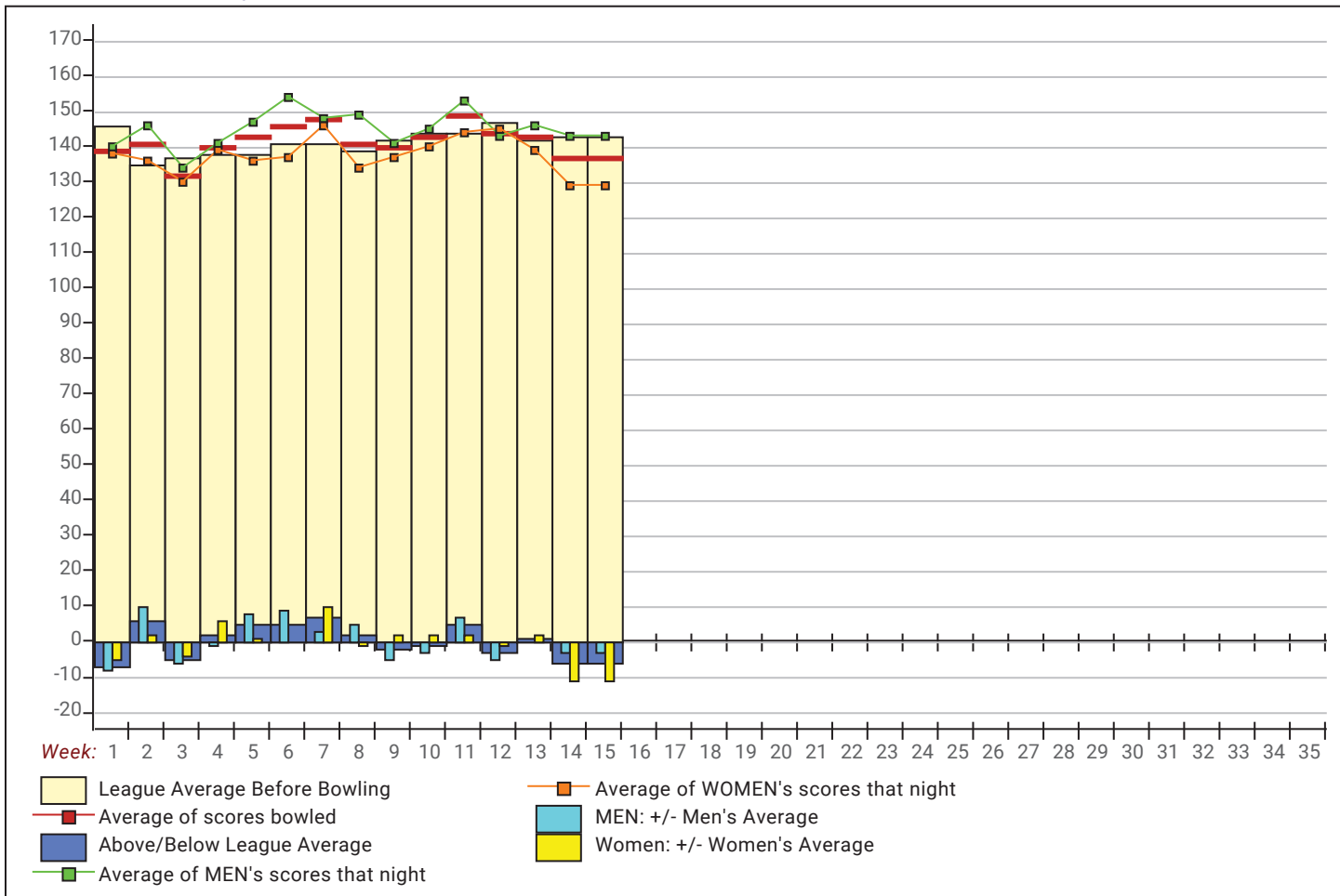


**Amount Over/Under Team Average**



This report is for scores bowled December 3 which is Week 15 of 31

League Average Week-by-Week



League Average Statistics for Last Week

	League	Right Hand	Left Hand	Men (Lft+Rt)	Women (Lft+Rt)
League Average Before Bowling	143.01	143.01		145.90	139.86
Average of scores bowled that night	136.54	136.54		143.33	129.12
New League Average After Bowling	142.50	142.50		145.73	138.97
Change in League Average	-.51	-.51		-.16	-.88
People Who Bowled Over Average	7	7		4	3
People Who Bowled Under Average	16	16		8	8
Average Amount of Series Over Avg	37.57	37.57		39.00	35.67
Average Amount of Series Under Avg	-42.25	-42.25		-28.88	-55.63
Difference Avg, NiteAvg	-5.99	-5.99		-2.08	-10.24
Number of Bowlers	23	23		12	11
Number of Games Bowled	69	69		36	33
People Who Raised Their Average	7	7		4	3
Raised By an Average of This Amount	.90	.90		.95	.83
People Who Lowered Their Average	16	16		8	8
Lowered By an Average of This Amou	-1.12	-1.12		-.72	-1.52
Number of Games Bowled Over Avera	29	29		18	11
Number of Games Bowled Under Avera	38	38		17	21

Note: Averages are based only on people who bowled.

# Press Release -- 12/3/2023

12/3/2023 Week 15 of 31

## Town & Country 2023-24

Sunday 6:30 pm

Big Apple Fun Center

Lanes 3 - 8

### Team Standings

Place	Team Name	Avg p/gm	Points Won	Points Lost	Year-To-Date WON	Y-T-D LOST
1	Breeze Transport	574	36	24	36	24
2	We Attempt	527	34	26	34	26
3	Kidds Korner	597	32	28	32	28
4	Bat Split Crazy	625	32	28	32	28
5	Cruizers	607	26	34	26	34
6	Pin Busters	475	21	39	21	39

\*\*\* Although not shown, standings are determined by points only for the current split

### Last Week's Top Scores

	Scratch Game	Scratch Series	Handicap Game	Handicap Series
<b>Men</b>	226 John Krotz	565 John Krotz	254 John Krotz	694 Jeff Snodgrass
	204 Bryan Hodges	540 Nick Kidd	253 Bryan Hodges	682 Bryan Hodges
	194 Nick Kidd	535 Bryan Hodges	247 Jeff Snodgrass	651 Chris Flodine
	176 Nick Stockton	477 Nick Stockton	243 Brendon Head	649 John Krotz
	170 Richard Serr	464 Richard Serr	238 Chris Flodine	619 Craig Schutt
	170 Craig Schutt	463 Craig Schutt	222 Craig Schutt	617 Brendon Head
	168 David Hibberd	456 David Hibberd	220 John Cornett	612 Nick Kidd
	163 Jeff Snodgrass	442 Jeff Snodgrass	219 Richard Serr	611 Richard Serr
	161 Chris Flodine	420 Chris Flodine	218 Nick Kidd	608 John Cornett
	143 John Cornett	377 John Cornett	215 Tyler Krotz	605 Tyler Krotz
<b>Women</b>	177 Chris Stockton	452 Ashley Hancock	257 Chris Stockton	687 Chris Stockton
	169 Shelli Krotz	447 Chris Stockton	243 Ashley Hancock	674 Ashley Hancock
	169 Ashley Hancock	435 Cindy Gibbons	233 Shelli Krotz	636 Cindy Gibbons
	156 Cindy Gibbons	426 Shelli Krotz	223 Cindy Gibbons	618 Shelli Krotz
	155 Dani Krotz	424 Michelle Limbach	220 Trish Hancock	609 Shannon Mitchell
	150 Michelle Limbach	403 Dani Krotz	217 Shannon Mitchell	595 Jen Kidd
	146 Kim Hodges	381 Shannon Mitchell	217 Jen Kidd	580 Trish Hancock
	141 Shannon Mitchell	377 Kim Hodges	212 Kim Hodges	575 Kim Hodges
	133 Trish Hancock	343 Jen Kidd	203 Jessica Walker	566 Jessica Walker
	133 Jen Kidd	319 Trish Hancock	202 Dani Krotz	544 Dani Krotz

### Local and Bowling Center Awards

Name	USBC ID Number	Award Average	Award Games	G1	G2	G3	Series	Award Score	Award Received
Bryan L. Hodges	1494-2652 USBC	161	36	164	167	204	535	204	200 Game (Local Assoc. Awards)
John L. Krotz	1494-2625 USBC	182	42	213	126	226	565	226	225 Game (Local Assoc. Awards)
Chris M. Stockton	4132-955 USBC	130	42	140	177	130	447	177	175 Game (Local Assoc. Awards)

# Town & Country 2023-24

Sunday 6:30 pm

## Big Apple Fun Center

Lanes 3 - 8

President: John Krotz (308)440-9799

Vice President: Richard Serr (308)440-0152

Secretary/Treasurer: Trish Hancock (308)440-6787

### Team Standings

Place	Lane	#	Team Name	Points Won	Points Lost	%Won	Pins + HDCP	Scratch Pins	Avg p/gm	High Game	High Sers	HDCP Game	HDCP Sers
1	8	4	Bat Split Crazy	37½	22½	62.5	76452	57360	637	749	2090	1005	2799
2	3	1	We Attempt	35	25	58.3	76561	48193	535	653	1748	970	2704
3	6	6	Pin Busters	34	26	56.7	76018	43732	485	604	1593	967	2683
4	5	5	Kidds Korner	27	33	45.0	75607	52210	580	778	2090	1008	2780
5	7	3	Breeze Transport	24½	35½	40.8	76057	52481	583	687	1868	939	2650
6	4	2	Cruizers	22	38	36.7	75306	54333	603	728	1984	956	2668

### Review of Last Week's Bowling....

Lanes	Team Name	HDCP -1-	HDCP -2-	HDCP -3-	HDCP Total	Last Wk WON	Team Name	HDCP -1-	HDCP -2-	HDCP -3-	HDCP Total	Last Wk WON
3-4	Bat Split Crazy	836	804	873	2513	3	<---> We Attempt	793	840	820	2453	1
5-6	Pin Busters	901	862	878	2641	4	<---> Kidds Korner	807	827	836	2470	0
7-8	Breeze Transport	815	872	870	2557	0	<---> Cruizers	873	884	877	2634	4

### Lane Assignments

Wk31 04/14 3- 4 League Championship Playoff

### Last Week's Top Scores

Team Scratch Game		Team Scratch Series		Team Handicap Game		Team Handicap Series	
661	Bat Split Crazy	1929	Cruizers	901	Pin Busters	2641	Pin Busters
649	Cruizers	1877	Bat Split Crazy	884	Cruizers	2634	Cruizers
622	Breeze Transport	1807	Breeze Transport	873	Bat Split Crazy	2557	Breeze Transport
555	Kidds Korner	1627	Kidds Korner	872	Breeze Transport	2513	Bat Split Crazy
547	Pin Busters	1579	Pin Busters	840	We Attempt	2470	Kidds Korner
534	We Attempt	1535	We Attempt	836	Kidds Korner	2453	We Attempt
Scratch Game		Scratch Series		Handicap Game		Handicap Series	
<b>Men</b>	205 Nick Stockton	559 Rich Hancock	272 Brendon Head	755 Brendon Head			
	200 David Hibberd	540 David Hibberd	255 James Crown	706 Rich Hancock			
	197 Rich Hancock	526 Nick Stockton	246 Rich Hancock	674 Tyler Krotz			
	192 James Crown	514 Bryan Hodges	241 Tyler Krotz	659 James Crown			
	191 Bryan Hodges	513 John Krotz	241 Nick Stockton	658 Bryan Hodges			
	191 John Krotz	497 Craig Schutt	239 Bryan Hodges	658 Chris Flodine			
	175 Richard Serr	492 Richard Serr	233 Keith Koupal	647 Craig Schutt			
	171 Craig Schutt	470 James Crown	232 Chris Flodine	641 Keith Koupal			
	160 Justin Hodges	442 Chris Flodine	230 David Hibberd	639 Richard Serr			
	160 Chris Flodine	433 Justin Hodges	224 Richard Serr	634 Nick Stockton			
			224 John Krotz				
<b>Women</b>	216 Michelle Limbach	554 Michelle Limbach	247 Michelle Limbach	684 Shelli Krotz			
	171 Shannon Mitchell	483 Shelli Krotz	245 Shannon Mitchell	677 Shannon Mitchell			
	165 Shelli Krotz	455 Shannon Mitchell	240 Trish Hancock	647 Michelle Limbach			
	154 Trish Hancock	403 Ashley Hancock	233 Jessica Walker	643 Jessica Walker			
	142 Ashley Hancock	386 Dani Krotz	232 Shelli Krotz	632 Trish Hancock			
	140 Kira Hancock	374 Trish Hancock	219 Kira Hancock	610 Ashley Hancock			
	138 Dani Krotz	341 Kira Hancock	211 Ashley Hancock	578 Kira Hancock			
	125 Jessica Walker	319 Jessica Walker	186 Dani Krotz	530 Dani Krotz			

**Season High Scores**

Team Scratch Game		Team Scratch Series		Team Handicap Game		Team Handicap Series	
778	Kidds Korner	2090	Bat Split Crazy	1008	Kidds Korner	2799	Bat Split Crazy
749	Bat Split Crazy	2090	Kidds Korner	1005	Bat Split Crazy	2780	Kidds Korner
728	Cruizers	1984	Cruizers	970	We Attempt	2704	We Attempt
687	Breeze Transport	1868	Breeze Transport	967	Pin Busters	2683	Pin Busters
653	We Attempt	1748	We Attempt	956	Cruizers	2668	Cruizers
604	Pin Busters	1593	Pin Busters	939	Breeze Transport	2650	Breeze Transport

*Bowlers must have completed a minimum of 70 games to be eligible for any league award.*

	Scratch Game		Scratch Series		Handicap Game		Handicap Series	
<b>Men</b>	268	David Hibberd	661	David Hibberd	308	David Hibberd	805	Brendon Head
	241	John Krotz	633	Nick Stockton	299	Brendon Head	781	David Hibberd
	237	Bryan Hodges	631	John Krotz	293	John Cornett	766	Jeff Snodgrass
	235	Nick Stockton	578	Craig Schutt	286	Bryan Hodges	748	John Cornett
	233	Richard Serr	570	Bryan Hodges	284	Richard Serr	747	Nick Stockton
	233	Craig Schutt	557	Richard Serr	283	Craig Schutt	733	John Krotz
	216	John Cornett	520	Jeff Snodgrass	277	Jeff Snodgrass	729	Bryan Hodges
	195	Jeff Snodgrass	517	John Cornett	275	John Krotz	728	Craig Schutt
	178	Brendon Head	442	Brendon Head	273	Nick Stockton	710	Richard Serr
	101	Tyler Krotz	254	Tyler Krotz	246	Tyler Krotz	675	Tyler Krotz
<b>Women</b>	236	Michelle Limbach	644	Michelle Limbach	297	Jessica Walker	761	Shannon Mitchell
	227	Dani Krotz	568	Dani Krotz	280	Dani Krotz	740	Michelle Limbach
	203	Ashley Hancock	536	Shannon Mitchell	275	Ashley Hancock	738	Ashley Hancock
	194	Jessica Walker	522	Ashley Hancock	269	Shelli Krotz	736	Dani Krotz
	193	Shelli Krotz	497	Shelli Krotz	268	Shannon Mitchell	728	Shelli Krotz
	193	Shannon Mitchell	440	Trish Hancock	267	Michelle Limbach	704	Trish Hancock
	168	Trish Hancock	381	Jessica Walker	254	Trish Hancock	690	Jessica Walker

**Team Rosters**

**1 - We Attempt**

Name	Avg	HDCP	Pins	Gms	High Game	High Sers	HDCP Game	HDCP Sers	Most Improved Avg +/-	To Raise Avg +1	To Drop Avg -1	Weekly Over Avg Series Avg +/-
Ashley K. Hancock	141	69	11867	84	203	522	275	738	134 +7.27	487	399	403 - 423=-20
Dani Krotz	161	49	14527	90	227	568	280	736	159 +2.41	539	445	386 - 486=-100
Tyler J. Krotz	71	139	6427	90	101	254	246	675	67 +4.41	269	175	254 - 210=44
Richard M. Serr	161	49	14567	90	233	557	284	710	159 +2.86	499	405	492 - 483=9

**2 - Cruizers**

Name	Avg	HDCP	Pins	Gms	High Game	High Sers	HDCP Game	HDCP Sers	Most Improved Avg +/-	To Raise Avg +1	To Drop Avg -1	Weekly Over Avg Series Avg +/-
Trish R. Hancock	124	86	10868	87	168	440	254	704	126 -1.08	382	291	374 - 372=2
Shelli Krotz	144	66	12127	84	193	497	269	728	137 +7.37	488	400	483 - 429=54
Tristan F. Ragland	152	58	2749	18	189	487	253	665		464	442	
John L. Krotz	177	33	14889	84	241	631	275	733	184 -6.75	597	509	513 - 531=-18
Rich Hancock	162	48	9927	61	234	581	277	710	166 -3.26	505	440	559 - 483=76

**3 - Breeze Transport**

Name	Avg	HDCP	Pins	Gms	High Game	High Sers	HDCP Game	HDCP Sers	Most Improved Avg +/-	To Raise Avg +1	To Drop Avg -1	Weekly Over Avg Series Avg +/-
Chris M. Stockton	132	78	6351	48	190	447	264	690	131 +1.31	432	380	
Shannon L. Mitchell	136	74	11226	82	193	536	268	761	129 +7.90	419	333	455 - 408=47
John A. Cornett	133	77	11611	87	216	517	293	748	137 -3.54	449	358	356 - 399=-43
Nick J. Stockton	174	36	15160	87	235	633	273	747	171 +3.25	590	499	526 - 522=4
James M. Crown	147	63	7383	50	218	515	286	710	144 +3.66	461	407	470 - 441=29

**4 - Bat Split Crazy**

Name	Avg	HDCP	Pins	Gms	High Game	High Sers	HDCP Game	HDCP Sers	Most Improved Avg +/-	To Raise Avg +1	To Drop Avg -1	Weekly Over Avg Series Avg +/-
Kira L. Hancock	130	80	7808	60	215	490	323	814	131 -0.87	445	381	341 - 393=-52
Chris Flodine	139	71	7529	54	201	545	275	767	132 +7.43	451	393	442 - 414=28
Cindy Gibbons	145	65	7417	51	193	534	259	732	136 +9.43	467	412	
Michelle L. Limbach	179	31	15620	87	236	644	267	740	182 -2.46	580	489	554 - 537=17
David D. Hibberd	180	30	16238	90	268	661	308	781	178 +2.42	595	501	540 - 540=0

Town & Country 2023-24

5 - Kidds Korner

Name	Avg	HDCP	Pins	Gms	High Game	High Sers	HDCP Game	HDCP Sers	Most Improved Avg +/-	To Raise Avg +1	To Drop Avg -1	Weekly Over Avg Series Avg +/-
Kim L. Hodges	142	68	7247	51	197	510	266	711	143 -0.90	475	420	
Bryan L. Hodges	162	48	11697	72	237	570	286	729	157 +5.46	528	452	514 - 486=28
Tammy Koupal	103	107	4643	45	150	374	257	689	107 -3.82	349	300	
Justin M. Hodges	162	48	5201	32	246	582	293	723	163 -0.47	504	468	433 - 492=-59
Keith D. Koupal	130	80	7726	59	184	481	264	721	131 -0.05	396	333	401 - 390=11
Jen Kidd	127	83	4990	39	172	440	256	698	124 +3.95	386	343	
Nick Kidd	184	26	7761	42	232	613	259	688	186 -1.21	564	518	

6 - Pin Busters

Name	Avg	HDCP	Pins	Gms	High Game	High Sers	HDCP Game	HDCP Sers	Most Improved Avg +/-	To Raise Avg +1	To Drop Avg -1	Weekly Over Avg Series Avg +/-
Jessica F. Walker	102	108	7724	75	194	381	297	690	110 -7.01	310	231	319 - 306=13
Jeff D. Snodgrass	129	81	10900	84	195	520	277	766	125 +4.76	410	322	356 - 390=-34
Craig A. Schutt	160	50	14434	90	233	578	283	728	164 -3.62	539	445	497 - 480=17
Brendon G. Head	96	114	8097	84	178	442	299	805	84 +12.39	342	254	407 - 282=125

Temporary Substitutes

Men

Name	Avg	HDCP	Pins	Gms	High Game	High Sers	HDCP Game	HDCP Sers	Most Improved Avg +/-	To Raise Avg +1	To Drop Avg -1	Weekly Over Avg Series Avg +/-
Trevor D. Hibberd	170	40	1537	9	217	550	263	688		515	502	
Allen S. Noltersmeier	bk129	81	443	3	166	443	247	686		445	438	
Joshua Ragland	118	92	355	3	124	355	216	631		359	352	

Women

Name	Avg	HDCP	Pins	Gms	High Game	High Sers	HDCP Game	HDCP Sers	Most Improved Avg +/-	To Raise Avg +1	To Drop Avg -1	Weekly Over Avg Series Avg +/-
Janet E. Anderson	bk121	89	372	3	131	372	220	639		378	371	
Angie C. Hauserman	bk130	80	363	3	131	363	211	603		369	362	
Kattie L. Johnson	bk131	79	362	3	134	362	213	599		364	357	
Karen L. Lopez	145	65	436	3	156	436	221	631		440	433	
Rebecca L. McPherson	189	21	1135	6	225	580	250	655		575	565	

Individual High Averages

Men	Women
180.42 David Hibberd	179.54 Michelle Limbach
177.25 John Krotz	161.41 Dani Krotz
174.25 Nick Stockton	144.37 Shelli Krotz
162.46 Bryan Hodges	141.27 Ashley Hancock
161.86 Richard Serr	136.90 Shannon Mitchell
160.38 Craig Schutt	124.92 Trish Hancock
133.46 John Cornett	102.99 Jessica Walker
129.76 Jeff Snodgrass	
96.39 Brendon Head	
71.41 Tyler Krotz	

Most Improved Average

<b>Men</b> 84 to 96.39 = +12.39 Brendon Head	157 to 162.46 = +5.46 Bryan Hodges	125 to 129.76 = +4.76 Jeff Snodgrass
67 to 71.41 = +4.41 Tyler Krotz	171 to 174.25 = +3.25 Nick Stockton	159 to 161.86 = +2.86 Richard Serr
<b>Women</b> 129 to 136.90 = +7.90 Shannon Mitchell	137 to 144.37 = +7.37 Shelli Krotz	134 to 141.27 = +7.27 Ashley Hancock
159 to 161.41 = +2.41 Dani Krotz	126 to 124.92 = -1.08 Trish Hancock	182 to 179.54 = -2.46 Michelle Limbach

Most Un-Improved Averages

<b>Men</b> 184 to 177.25 = -6.75 John Krotz	164 to 160.38 = -3.62 Craig Schutt	137 to 133.46 = -3.54 John Cornett
166 to 162.74 = -3.26 Rich Hancock	186 to 184.79 = -1.21 Nick Kidd	163 to 162.53 = -0.47 Justin Hodges
<b>Women</b> 110 to 102.99 = -7.01 Jessica Walker	107 to 103.18 = -3.82 Tammy Koupal	182 to 179.54 = -2.46 Michelle Limbach
126 to 124.92 = -1.08 Trish Hancock	143 to 142.10 = -0.90 Kim Hodges	131 to 130.13 = -0.87 Kira Hancock



# Town & Country 2023-24

## Big Apple Fun Center

### Reprint of Scores -- Week 30

#### Lane 3 4 - Bat Split Crazy Week 30 4/7/2024

Name	Old	Old	-1-	-2-	-3-	Total	HDCP
	Avg	HDCP					Total
Kira L. Hancock	131	79	140	75	126	341	578
Chris Flodine	138	72	139	143	160	442	658
Michelle L. Limbach	179	31	145	193	216	554	647
David D. Hibberd	180	30	200	181	159	540	630
			====	====	====	====	====
Scratch Total			624	592	661	1877	1877
Handicap			212	212	212	636	
Total			836	804	873	1877	2513
Team Points Won			1.0	0.0	1.0	3.0	3.0

#### Lane 4 1 - We Attempt Week 30 4/7/2024

Name	Old	Old	-1-	-2-	-3-	Total	HDCP
	Avg	HDCP					Total
Ashley K. Hancock	141	69	125	136	142	403	610
Dani Krotz	162	48	131	138	117	386	530
Tyler J. Krotz	70	140	73	101	80	254	674
Richard M. Serr	161	49	158	159	175	492	639
			====	====	====	====	====
Scratch Total			487	534	514	1535	1535
Handicap			306	306	306	918	
Total			793	840	820	1535	2453
Team Points Won			0.0	1.0	0.0	1.0	1.0

#### Lane 5 6 - Pin Busters Week 30 4/7/2024

Name	Old	Old	-1-	-2-	-3-	Total	HDCP
	Avg	HDCP					Total
Jessica F. Walker	102	108	115	79	125	319	643
Jeff D. Snodgrass	130	80	121	109	126	356	596
Craig A. Schutt	160	50	162	164	171	497	647
Brendon G. Head	94	116	149	156	102	407	755
			====	====	====	====	====
Scratch Total			547	508	524	1579	1579
Handicap			354	354	354	1062	
Total			901	862	878	1579	2641
Team Points Won			1.0	1.0	1.0	4.0	4.0

#### Lane 6 5 - Kidds Korner Week 30 4/7/2024

Name	Old	Old	-1-	-2-	-3-	Total	HDCP
	Avg	HDCP					Total
Bryan L. Hodges	162	48	191	148	175	514	658
Tammy Koupal	103	107	a93	a93	a93	279	600
Justin M. Hodges	164	46	121	152	160	433	571
Keith D. Koupal	130	80	121	153	127	401	641
			====	====	====	====	====
Scratch Total			526	546	555	1627	1627
Handicap			281	281	281	843	
Total			807	827	836	1627	2470
Team Points Won			0.0	0.0	0.0	0.0	0.0

#### Lane 7 3 - Breeze Transport Week 30 4/7/2024

Name	Old	Old	-1-	-2-	-3-	Total	HDCP
	Avg	HDCP					Total
James M. Crown	147	63	142	192	136	470	659
Shannon L. Mitchell	136	74	136	148	171	455	677
John A. Cornett	133	77	127	121	108	356	587
Nick J. Stockton	174	36	160	161	205	526	634
			====	====	====	====	====
Scratch Total			565	622	620	1807	1807
Handicap			250	250	250	750	
Total			815	872	870	1807	2557
Team Points Won			0.0	0.0	0.0	0.0	0.0

#### Lane 8 2 - Cruizers Week 30 4/7/2024

Name	Old	Old	-1-	-2-	-3-	Total	HDCP
	Avg	HDCP					Total
Trish R. Hancock	124	86	102	118	154	374	632
Shellie Krotz	143	67	158	160	165	483	684
Rich Hancock	161	49	197	180	182	559	706
John L. Krotz	177	33	181	191	141	513	612
			====	====	====	====	====
Scratch Total			638	649	642	1929	1929
Handicap			235	235	235	705	
Total			873	884	877	1929	2634
Team Points Won			1.0	1.0	1.0	4.0	4.0

# Town & Country 2023-24

## Big Apple Fun Center

\* Bowlers listed must have a minimum of 1 games.

### Change in Average

Name	-----Old-----		Old					---Average Change---			Weekly Over Avg
	Pins	Games	Avg	-1-	-2-	-3-	Total	New	Old	---> +/-	Series Avg +/-
Janet E. Anderson	372	3	bk121				0	124.00	- 124.00	= 0.00	
John A. Cornett	11255	84	133	127	121	108	356	133.46	- 133.99	= -0.53	356 - 399=-43
James M. Crown	6913	47	147	142	192	136	470	147.66	- 147.09	= 0.57	470 - 441=29
Chris Flodine	7087	51	138	139	143	160	442	139.43	- 138.96	= 0.47	442 - 414=28
Cindy Gibbons	7417	51	145				0	145.43	- 145.43	= 0.00	
Ashley K. Hancock	11464	81	141	125	136	142	403	141.27	- 141.53	= -0.26	403 - 423=-20
Kira L. Hancock	7467	57	131	140	75	126	341	130.13	- 131.00	= -0.87	341 - 393=-52
Rich Hancock	9368	58	161	197	180	182	559	162.74	- 161.52	= 1.22	559 - 483=76
Trish R. Hancock	10494	84	124	102	118	154	374	124.92	- 124.93	= -0.01	374 - 372=2
Angie C. Hauserman	363	3	bk130				0	121.00	- 121.00	= 0.00	
Brendon G. Head	7690	81	94	149	156	102	407	96.39	- 94.94	= 1.45	407 - 282=125
David D. Hibberd	15698	87	180	200	181	159	540	180.42	- 180.44	= -0.01	540 - 540=0
Trevor D. Hibberd	1537	9	170				0	170.78	- 170.78	= 0.00	
Bryan L. Hodges	11183	69	162	191	148	175	514	162.46	- 162.07	= 0.39	514 - 486=28
Justin M. Hodges	4768	29	164	121	152	160	433	162.53	- 164.41	= -1.88	433 - 492=-59
Kim L. Hodges	7247	51	142				0	142.10	- 142.10	= 0.00	
Kattie L. Johnson	362	3	bk131				0	120.67	- 120.67	= 0.00	
Jen Kidd	4990	39	127				0	127.95	- 127.95	= 0.00	
Nick Kidd	7761	42	184				0	184.79	- 184.79	= 0.00	
Keith D. Koupal	7325	56	130	121	153	127	401	130.95	- 130.80	= 0.15	401 - 390=11
Tammy Koupal	4643	45	103	a93	a93	a93	279	103.18	- 103.18	= 0.00	
Dani Krotz	14141	87	162	131	138	117	386	161.41	- 162.54	= -1.13	386 - 486=-100
John L. Krotz	14376	81	177	181	191	141	513	177.25	- 177.48	= -0.23	513 - 531=-18
Shelli Krotz	11644	81	143	158	160	165	483	144.37	- 143.75	= 0.62	483 - 429=54
Tyler J. Krotz	6173	87	70	73	101	80	254	71.41	- 70.95	= 0.46	254 - 210=44
Michelle L. Limbach	15066	84	179	145	193	216	554	179.54	- 179.36	= 0.18	554 - 537=17
Karen L. Lopez	436	3	145				0	145.33	- 145.33	= 0.00	
Rebecca L. McPherson	1135	6	189				0	189.17	- 189.17	= 0.00	
Shannon L. Mitchell	10771	79	136	136	148	171	455	136.90	- 136.34	= 0.56	455 - 408=47
Allen S. Noltersmeier	443	3	bk129				0	147.67	- 147.67	= 0.00	
Joshua Ragland	355	3	118				0	118.33	- 118.33	= 0.00	
Tristan F. Ragland	2749	18	152				0	152.72	- 152.72	= 0.00	
Craig A. Schutt	13937	87	160	162	164	171	497	160.38	- 160.20	= 0.18	497 - 480=17
Richard M. Serr	14075	87	161	158	159	175	492	161.86	- 161.78	= 0.07	492 - 483=9
Jeff D. Snodgrass	10544	81	130	121	109	126	356	129.76	- 130.17	= -0.41	356 - 390=-34
Chris M. Stockton	6351	48	132				0	132.31	- 132.31	= 0.00	
Nick J. Stockton	14634	84	174	160	161	205	526	174.25	- 174.21	= 0.04	526 - 522=4

**Town & Country 2023-24**

<u>Name</u>	<u>-----Old-----</u>		<u>Old</u>	<u>-1- -2- -3-</u>			<u>Total</u>	<u>---Average Change---</u>			<u>Weekly Over Avg</u>	
	<u>Pins</u>	<u>Games</u>	<u>Avg</u>					<u>New - Old</u>	<u>---&gt; +/-</u>		<u>Series Avg +/-</u>	
Jessica F. Walker	7405	72	102	115	79	125	319	102.99	-	102.85	= 0.14	319 - 306=13

# Town & Country 2023-24

## Big Apple Fun Center

\* Bowlers listed must have a minimum of 1 games.

### High Average Listing

	<u>Name</u>	<u>True Average</u>	<u>Pins</u>	<u>Gms</u>	<u>To Raise Avg +1</u>	<u>To Drop Avg -1</u>
1	Rebecca L. McPherson	189.17	1135	6	575	565
2	Nick Kidd	184.79	7761	42	564	518
3	David D. Hibberd	180.42	16238	90	595	501
4	Michelle L. Limbach	179.54	15620	87	580	489
5	John L. Krotz	177.25	14889	84	597	509
6	Nick J. Stockton	174.25	15160	87	590	499
7	Trevor D. Hibberd	170.78	1537	9	515	502
8	Rich Hancock	162.74	9927	61	505	440
9	Justin M. Hodges	162.53	5201	32	504	468
10	Bryan L. Hodges	162.46	11697	72	528	452
11	Richard M. Serr	161.86	14567	90	499	405
12	Dani Krotz	161.41	14527	90	539	445
13	Craig A. Schutt	160.38	14434	90	539	445
14	Tristan F. Ragland	152.72	2749	18	464	442
15	Allen S. Noltersmeier	147.67	443	3	445	438
16	James M. Crown	147.66	7383	50	461	407
17	Cindy Gibbons	145.43	7417	51	467	412
18	Karen L. Lopez	145.33	436	3	440	433
19	Shellie Krotz	144.37	12127	84	488	400
20	Kim L. Hodges	142.10	7247	51	475	420
21	Ashley K. Hancock	141.27	11867	84	487	399
22	Chris Flodine	139.43	7529	54	451	393
23	Shannon L. Mitchell	136.90	11226	82	419	333
24	John A. Cornett	133.46	11611	87	449	358
25	Chris M. Stockton	132.31	6351	48	432	380
26	Keith D. Koupal	130.95	7726	59	396	333
27	Kira L. Hancock	130.13	7808	60	445	381
28	Jeff D. Snodgrass	129.76	10900	84	410	322
29	Jen Kidd	127.95	4990	39	386	343
30	Trish R. Hancock	124.92	10868	87	382	291
31	Janet E. Anderson	124.00	372	3	378	371
32	Angie C. Hauserman	121.00	363	3	369	362
33	Kattie L. Johnson	120.67	362	3	364	357
34	Joshua Ragland	118.33	355	3	359	352
35	Tammy Koupal	103.18	4643	45	349	300
36	Jessica F. Walker	102.99	7724	75	310	231
37	Brendon G. Head	96.39	8097	84	342	254
38	Tyler J. Krotz	71.41	6427	90	269	175

# Town & Country 2023-24

## Big Apple Fun Center

\* Bowlers listed must have a minimum of 22 games.

Note: This report includes information through April 7 which is Week 30 of 31

### Most Improved Averages

Name	True Average	Most Improved Avg	+/-	Name	True Average	Most Improved Avg	+/-
Brendon G. Head	96.39	84	+12.39	Chris M. Stockton	132.31	131	+1.31
Cindy Gibbons	145.43	136	+9.43	Keith D. Koupal	130.95	131	-0.05
Shannon L. Mitchell	136.90	129	+7.90	Justin M. Hodges	162.53	163	-0.47
Chris Flodine	139.43	132	+7.43	Kira L. Hancock	130.13	131	-0.87
Shelli Krotz	144.37	137	+7.37	Kim L. Hodges	142.10	143	-0.90
Ashley K. Hancock	141.27	134	+7.27	Trish R. Hancock	124.92	126	-1.08
Bryan L. Hodges	162.46	157	+5.46	Nick Kidd	184.79	186	-1.21
Jeff D. Snodgrass	129.76	125	+4.76	Michelle L. Limbach	179.54	182	-2.46
Tyler J. Krotz	71.41	67	+4.41	Rich Hancock	162.74	166	-3.26
Jen Kidd	127.95	124	+3.95	John A. Cornett	133.46	137	-3.54
James M. Crown	147.66	144	+3.66	Craig A. Schutt	160.38	164	-3.62
Nick J. Stockton	174.25	171	+3.25	Tammy Koupal	103.18	107	-3.82
Richard M. Serr	161.86	159	+2.86	John L. Krotz	177.25	184	-6.75
David D. Hibberd	180.42	178	+2.42	Jessica F. Walker	102.99	110	-7.01
Dani Krotz	161.41	159	+2.41				

# Town & Country 2023-24

## Big Apple Fun Center

\* Bowlers listed must have a minimum of 1 games.

### Most Pins Over Average

Name	-----Old-----		Old				---Average Change---				Weekly Over Avg
	Pins	Games	Avg	-1-	-2-	-3-	Total	New - Old	---> +/-	Series Avg +/-	
Brendon G. Head	7690	81	94	149	156	102	407	96.39 - 94.94	= 1.45	407 - 282=125	
Rich Hancock	9368	58	161	197	180	182	559	162.74 - 161.52	= 1.22	559 - 483=76	
Shelli Krotz	11644	81	143	158	160	165	483	144.37 - 143.75	= 0.62	483 - 429=54	
Shannon L. Mitchell	10771	79	136	136	148	171	455	136.90 - 136.34	= 0.56	455 - 408=47	
Tyler J. Krotz	6173	87	70	73	101	80	254	71.41 - 70.95	= 0.46	254 - 210=44	
James M. Crown	6913	47	147	142	192	136	470	147.66 - 147.09	= 0.57	470 - 441=29	
Bryan L. Hodges	11183	69	162	191	148	175	514	162.46 - 162.07	= 0.39	514 - 486=28	
Chris Flodine	7087	51	138	139	143	160	442	139.43 - 138.96	= 0.47	442 - 414=28	
Michelle L. Limbach	15066	84	179	145	193	216	554	179.54 - 179.36	= 0.18	554 - 537=17	
Craig A. Schutt	13937	87	160	162	164	171	497	160.38 - 160.20	= 0.18	497 - 480=17	
Jessica F. Walker	7405	72	102	115	79	125	319	102.99 - 102.85	= 0.14	319 - 306=13	
Keith D. Koupal	7325	56	130	121	153	127	401	130.95 - 130.80	= 0.15	401 - 390=11	
Richard M. Serr	14075	87	161	158	159	175	492	161.86 - 161.78	= 0.07	492 - 483=9	
Nick J. Stockton	14634	84	174	160	161	205	526	174.25 - 174.21	= 0.04	526 - 522=4	
Trish R. Hancock	10494	84	124	102	118	154	374	124.92 - 124.93	= -0.01	374 - 372=2	
David D. Hibberd	15698	87	180	200	181	159	540	180.42 - 180.44	= -0.01	540 - 540=0	
John L. Krotz	14376	81	177	181	191	141	513	177.25 - 177.48	= -0.23	513 - 531=-18	
Ashley K. Hancock	11464	81	141	125	136	142	403	141.27 - 141.53	= -0.26	403 - 423=-20	
Jeff D. Snodgrass	10544	81	130	121	109	126	356	129.76 - 130.17	= -0.41	356 - 390=-34	
John A. Cornett	11255	84	133	127	121	108	356	133.46 - 133.99	= -0.53	356 - 399=-43	
Kira L. Hancock	7467	57	131	140	75	126	341	130.13 - 131.00	= -0.87	341 - 393=-52	
Justin M. Hodges	4768	29	164	121	152	160	433	162.53 - 164.41	= -1.88	433 - 492=-59	
Dani Krotz	14141	87	162	131	138	117	386	161.41 - 162.54	= -1.13	386 - 486=-100	

# Town & Country 2023-24

## Big Apple Fun Center

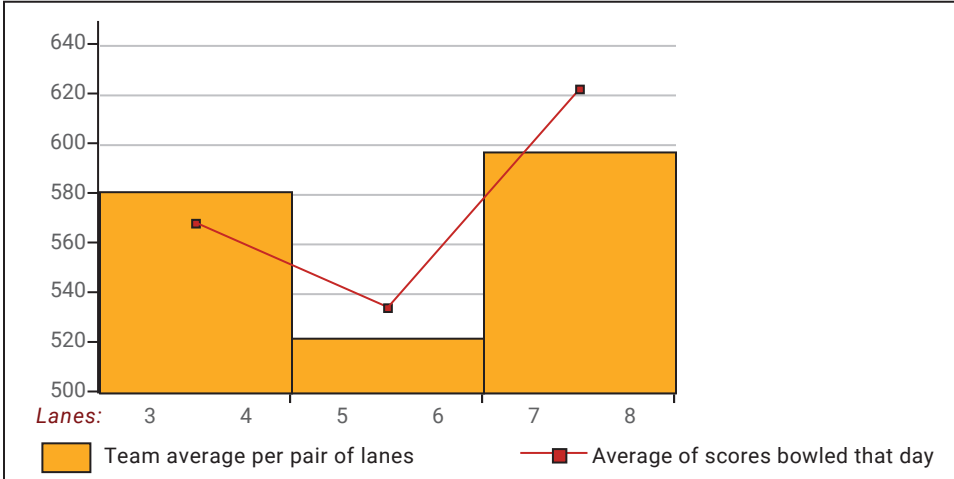
This report is for scores bowled April 7 which is Week 30 of 31

### This Week's Statistics

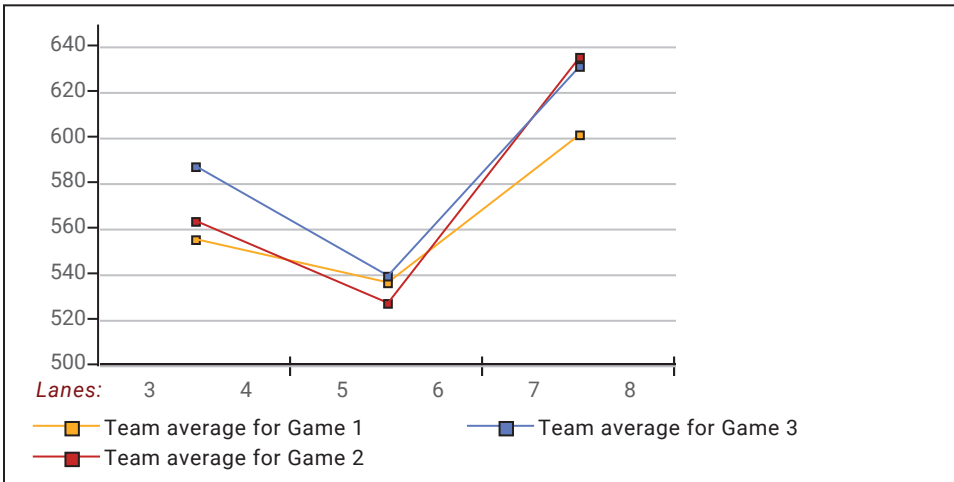
	Over All	Men	Women
How many people bowled	23	15	8
Number of games bowled	69	45	24
Actual average of week's scores	146.01	150.22	138.13
How many games above average	37	25	12
How many games below average	31	20	11
Pins above/below average per game	2.58	4.82	-1.63
How many people raised average	14	10	4
by this amount	0.46	0.50	0.37
How many people went down	9	5	4
by this amount	-0.59	-0.61	-0.57
League average before bowling	143.97	145.93	140.29
League average after bowling	144.02	146.06	140.19
Change in league average	0.05	0.13	-0.10
800s	--	--	--
775s	--	--	--
750s	--	--	--
725s	--	--	--
700s	--	--	--
675s	--	--	--
650s	--	--	--
625s	--	--	--
600s	--	--	--
575s	--	--	--
550s	2	1	1
525s	2	2	--
500s	2	2	--
475s	3	2	1
450s	2	1	1
425s	2	2	--
400s	3	2	1
below 400	7	3	4
300s	--	--	--
275s	--	--	--
250s	--	--	--
225s	--	--	--
200s	3	2	1
175s	11	10	1
150s	18	13	5
125s	21	10	11
100s	12	8	4
below 100	4	2	2

This report is for scores bowled April 7 which is Week 30 of 31

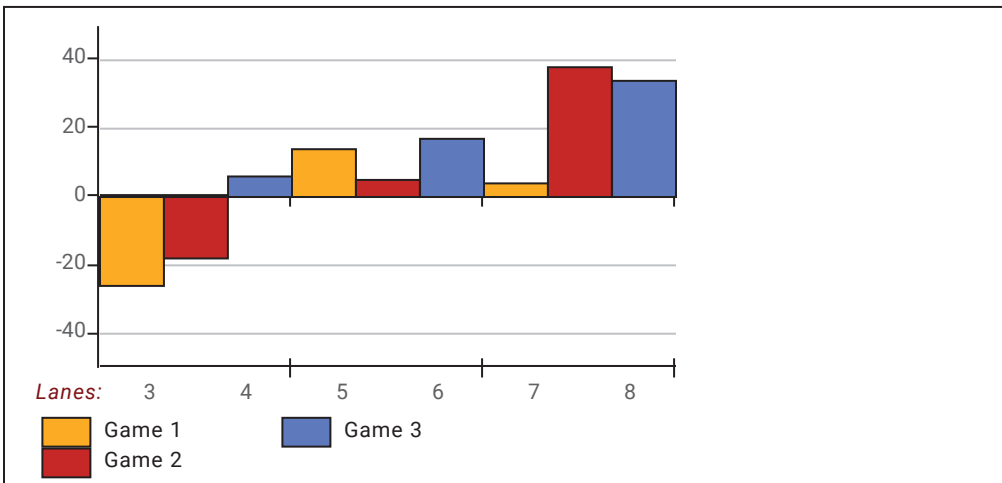
**Team Average vs Avg of Scores**



**Average of Scores for Each Game**



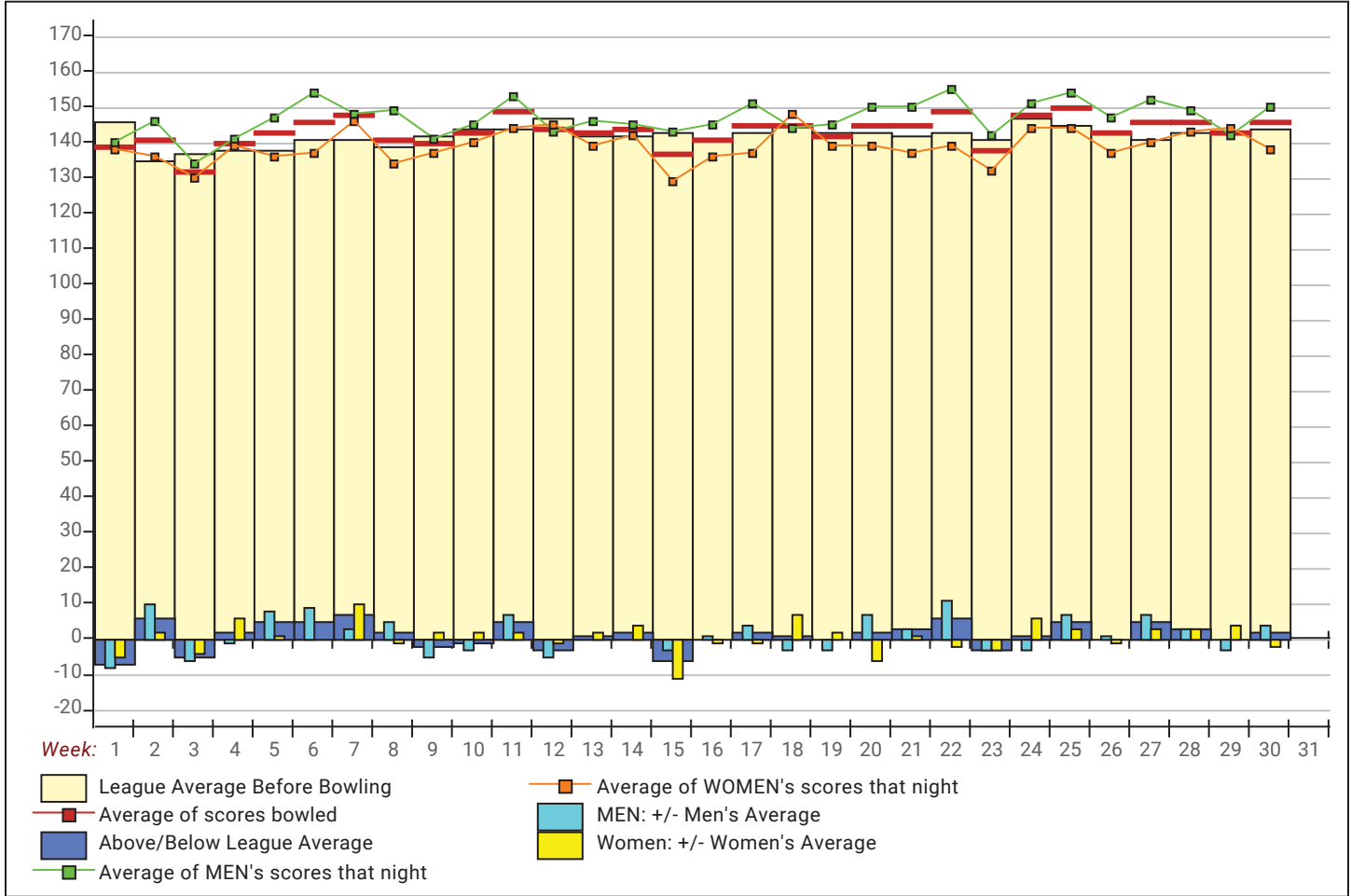
**Amount Over/Under Team Average**





This report is for scores bowled April 7 which is Week 30 of 31

**League Average Week-by-Week**



**League Average Statistics for Last Week**

	League	Right Hand	Left Hand	Men (Lft+Rt)	Women (Lft+Rt)
League Average Before Bowling	143.97	143.97		145.93	140.29
Average of scores bowled that night	146.01	146.01		150.22	138.13
New League Average After Bowling	144.02	144.02		146.06	140.19
Change in League Average	.05	.05		.13	-.10
People Who Bowled Over Average	14	14		10	4
People Who Bowled Under Average	9	9		5	4
Average Amount of Series Over Avg	35.86	35.86		37.10	32.75
Average Amount of Series Under Avg	-36.00	-36.00		-30.80	-42.50
Difference Avg, NiteAvg	2.58	2.58		4.82	-1.63
Number of Bowlers	23	23		15	8
Number of Games Bowled	69	69		45	24
People Who Raised Their Average	14	14		10	4
Raised By an Average of This Amount	.46	.46		.50	.37
People Who Lowered Their Average	9	9		5	4
Lowered By an Average of This Amou	-.59	-.59		-.61	-.57
Number of Games Bowled Over Avera	37	37		25	12
Number of Games Bowled Under Avera	31	31		20	11

*Note: Averages are based only on people who bowled.*

# Press Release -- 4/9/2024

4/7/2024 Week 30 of 31

## Town & Country 2023-24

Sunday 6:30 pm

Big Apple Fun Center

Lanes 3 - 8

### Team Standings

Place	Team Name	Avg p/gm	Points Won	Points Lost	Year-To-Date WON	Y-T-D LOST
1	Bat Split Crazy	637	37½	22½	69½	50½
2	We Attempt	535	35	25	69	51
3	Pin Busters	485	34	26	55	65
4	Kidds Korner	580	27	33	59	61
5	Breeze Transport	583	24½	35½	60½	59½
6	Cruizers	603	22	38	48	72

\*\*\* Although not shown, standings are determined by points only for the current split

### Last Week's Top Scores

	Scratch Game	Scratch Series	Handicap Game	Handicap Series
<b>Men</b>	205 Nick Stockton	559 Rich Hancock	272 Brendon Head	755 Brendon Head
	200 David Hibberd	540 David Hibberd	255 James Crown	706 Rich Hancock
	197 Rich Hancock	526 Nick Stockton	246 Rich Hancock	674 Tyler Krotz
	192 James Crown	514 Bryan Hodges	241 Tyler Krotz	659 James Crown
	191 Bryan Hodges	513 John Krotz	241 Nick Stockton	658 Bryan Hodges
	191 John Krotz	497 Craig Schutt	239 Bryan Hodges	658 Chris Flodine
	175 Richard Serr	492 Richard Serr	233 Keith Koupal	647 Craig Schutt
	171 Craig Schutt	470 James Crown	232 Chris Flodine	641 Keith Koupal
	160 Justin Hodges	442 Chris Flodine	230 David Hibberd	639 Richard Serr
	160 Chris Flodine	433 Justin Hodges	224 Richard Serr	634 Nick Stockton
			224 John Krotz	
	<b>Women</b>	216 Michelle Limbach	554 Michelle Limbach	247 Michelle Limbach
171 Shannon Mitchell		483 Shelli Krotz	245 Shannon Mitchell	677 Shannon Mitchell
165 Shelli Krotz		455 Shannon Mitchell	240 Trish Hancock	647 Michelle Limbach
154 Trish Hancock		403 Ashley Hancock	233 Jessica Walker	643 Jessica Walker
142 Ashley Hancock		386 Dani Krotz	232 Shelli Krotz	632 Trish Hancock
140 Kira Hancock		374 Trish Hancock	219 Kira Hancock	610 Ashley Hancock
138 Dani Krotz		341 Kira Hancock	211 Ashley Hancock	578 Kira Hancock
125 Jessica Walker		319 Jessica Walker	186 Dani Krotz	530 Dani Krotz

### Local and Bowling Center Awards

Name	USBC ID Number	Award Average	Award Games	G1	G2	G3	Series	Award Score	Award Received
Brendon G. Head	9726-4316 USBC	94	81	149	156	102	407	407	400 Series (Local Assoc. Awards)
	9726-4316 USBC	94	81	149	156	102	407	156	150 Game (Local Assoc. Awards)
Tyler J. Krotz	1494-2911 USBC	70	87	73	101	80	254	101	100 Game (Local Assoc. Awards)

# Town & Country 2023-24

Sunday 6:30 pm

## Big Apple Fun Center

Lanes 3 - 4

President: John Krotz (308)440-9799

Vice President: Richard Serr (308)440-0152

Secretary/Treasurer: Trish Hancock (308)440-6787

### LEAGUE CHAMPIONSHIP PLAY-OFF

Place	Lane	#	Team Name	Points Won	Points Lost	%Won	Pins + HDCP	Scratch Pins	Avg p/gm	High Game	High Sers	HDCP Game	HDCP Sers
1	4	4	Bat Split Crazy	3	1	75.0	78930	59247	637	749	2090	1005	2799
2	3	3	Breeze Transport	1	3	25.0	78472	54146	582	687	1868	939	2650

### Review of Last Week's Bowling.....

Lanes	Team Name	HDCP -1-	HDCP -2-	HDCP -3-	HDCP Total	Last Wk WON	Team Name	HDCP -1-	HDCP -2-	HDCP -3-	HDCP Total	Last Wk WON
3-4	Breeze Transport	837	786	792	2415	1	<--> Bat Split Crazy	786	875	817	2478	3

### Last Week's Top Scores

Team Scratch Game			Team Scratch Series			Team Handicap Game			Team Handicap Series		
678	Bat Split Crazy		1887	Bat Split Crazy		875	Bat Split Crazy		2478	Bat Split Crazy	
587	Breeze Transport		1665	Breeze Transport		837	Breeze Transport		2415	Breeze Transport	
Scratch Game			Scratch Series			Handicap Game			Handicap Series		
<b>Men</b>	201	David Hibberd	539	David Hibberd	236	John Cornett	653	John Cornett			
	163	Nick Stockton	465	Nick Stockton	231	David Hibberd	629	David Hibberd			
	159	James Crown	430	James Crown	222	James Crown	619	James Crown			
	159	John Cornett	422	John Cornett	201	Chris Flodine	593	Chris Flodine			
	130	Chris Flodine	380	Chris Flodine	199	Nick Stockton	573	Nick Stockton			
<b>Women</b>	188	Michelle Limbach	526	Michelle Limbach	234	Cindy Gibbons	637	Cindy Gibbons			
	169	Cindy Gibbons	442	Cindy Gibbons	219	Michelle Limbach	619	Michelle Limbach			
	130	Shannon Mitchell	348	Shannon Mitchell	204	Shannon Mitchell	570	Shannon Mitchell			

### Season High Scores

Team Scratch Game			Team Scratch Series			Team Handicap Game			Team Handicap Series		
778	Kidds Korner		2090	Bat Split Crazy		1008	Kidds Korner		2799	Bat Split Crazy	
749	Bat Split Crazy		2090	Kidds Korner		1005	Bat Split Crazy		2780	Kidds Korner	
728	Cruizers		1984	Cruizers		970	We Attempt		2704	We Attempt	
687	Breeze Transport		1868	Breeze Transport		967	Pin Busters		2683	Pin Busters	
653	We Attempt		1748	We Attempt		956	Cruizers		2668	Cruizers	
604	Pin Busters		1593	Pin Busters		939	Breeze Transport		2650	Breeze Transport	
Scratch Game			Scratch Series			Handicap Game			Handicap Series		
<b>Men</b>	268	David Hibberd	661	David Hibberd	308	David Hibberd	805	Brendon Head			
	241	John Krotz	633	Nick Stockton	299	Brendon Head	781	David Hibberd			
	237	Bryan Hodges	631	John Krotz	293	John Cornett	766	Jeff Snodgrass			
	235	Nick Stockton	578	Craig Schutt	286	Bryan Hodges	748	John Cornett			
	233	Richard Serr	570	Bryan Hodges	284	Richard Serr	747	Nick Stockton			
	233	Craig Schutt	557	Richard Serr	283	Craig Schutt	733	John Krotz			
	216	John Cornett	520	Jeff Snodgrass	277	Jeff Snodgrass	729	Bryan Hodges			
	195	Jeff Snodgrass	517	John Cornett	275	John Krotz	728	Craig Schutt			
	178	Brendon Head	442	Brendon Head	273	Nick Stockton	710	Richard Serr			
	101	Tyler Krotz	254	Tyler Krotz	246	Tyler Krotz	675	Tyler Krotz			
<b>Women</b>	236	Michelle Limbach	644	Michelle Limbach	297	Jessica Walker	761	Shannon Mitchell			
	227	Dani Krotz	568	Dani Krotz	280	Dani Krotz	740	Michelle Limbach			
	203	Ashley Hancock	536	Shannon Mitchell	275	Ashley Hancock	738	Ashley Hancock			
	194	Jessica Walker	522	Ashley Hancock	269	Shelli Krotz	736	Dani Krotz			
	193	Shelli Krotz	497	Shelli Krotz	268	Shannon Mitchell	728	Shelli Krotz			
	193	Shannon Mitchell	440	Trish Hancock	267	Michelle Limbach	704	Trish Hancock			
	168	Trish Hancock	381	Jessica Walker	254	Trish Hancock	690	Jessica Walker			

**Team Rosters****1 - We Attempt**

<u>Name</u>	<u>Avg</u>	<u>HDCP</u>	<u>Pins</u>	<u>Gms</u>	<u>High Game</u>	<u>High Sers</u>	<u>HDCP Game</u>	<u>HDCP Sers</u>	<u>Most Improved Avg +/-</u>	<u>To Raise Avg +1</u>	<u>To Drop Avg -1</u>	<u>Weekly Over Avg Series Avg +/-</u>
Ashley K. Hancock	141	69	11867	84	203	522	275	738	134 +7.27	487	399	
Dani Krotz	161	49	14527	90	227	568	280	736	159 +2.41	539	445	
Tyler J. Krotz	71	139	6427	90	101	254	246	675	67 +4.41	269	175	
Richard M. Serr	161	49	14567	90	233	557	284	710	159 +2.86	499	405	

**2 - Cruizers**

<u>Name</u>	<u>Avg</u>	<u>HDCP</u>	<u>Pins</u>	<u>Gms</u>	<u>High Game</u>	<u>High Sers</u>	<u>HDCP Game</u>	<u>HDCP Sers</u>	<u>Most Improved Avg +/-</u>	<u>To Raise Avg +1</u>	<u>To Drop Avg -1</u>	<u>Weekly Over Avg Series Avg +/-</u>
Trish R. Hancock	124	86	10868	87	168	440	254	704	126 -1.08	382	291	
Shelli Krotz	144	66	12127	84	193	497	269	728	137 +7.37	488	400	
Tristan F. Ragland	152	58	2749	18	189	487	253	665		464	442	
John L. Krotz	177	33	14889	84	241	631	275	733	184 -6.75	597	509	
Rich Hancock	162	48	9927	61	234	581	277	710	166 -3.26	505	440	

**3 - Breeze Transport**

<u>Name</u>	<u>Avg</u>	<u>HDCP</u>	<u>Pins</u>	<u>Gms</u>	<u>High Game</u>	<u>High Sers</u>	<u>HDCP Game</u>	<u>HDCP Sers</u>	<u>Most Improved Avg +/-</u>	<u>To Raise Avg +1</u>	<u>To Drop Avg -1</u>	<u>Weekly Over Avg Series Avg +/-</u>
James M. Crown	147	63	7813	53	218	515	286	710	144 +3.42	475	418	430 - 441=-11
Shannon L. Mitchell	136	74	11574	85	193	536	268	761	129 +7.16	482	393	348 - 408=-60
John A. Cornett	133	77	12033	90	216	517	293	748	137 -3.30	429	335	422 - 399=23
Nick J. Stockton	173	37	15625	90	235	633	273	747	171 +2.61	557	463	465 - 522=-57
Chris M. Stockton	132	78	6351	48	190	447	264	690	131 +1.31	432	380	

**4 - Bat Split Crazy**

<u>Name</u>	<u>Avg</u>	<u>HDCP</u>	<u>Pins</u>	<u>Gms</u>	<u>High Game</u>	<u>High Sers</u>	<u>HDCP Game</u>	<u>HDCP Sers</u>	<u>Most Improved Avg +/-</u>	<u>To Raise Avg +1</u>	<u>To Drop Avg -1</u>	<u>Weekly Over Avg Series Avg +/-</u>
Chris Flodine	138	72	7909	57	201	545	275	767	132 +6.75	431	370	380 - 417=-37
Cindy Gibbons	145	65	7859	54	193	534	259	732	136 +9.54	463	405	442 - 435=7
Michelle L. Limbach	179	31	16146	90	236	644	267	740	182 -2.60	594	500	526 - 537=-11
David D. Hibberd	180	30	16777	93	268	661	308	781	178 +2.40	599	502	539 - 540=-1
Kira L. Hancock	130	80	7808	60	215	490	323	814	131 -0.87	445	381	

**5 - Kidds Korner**

<u>Name</u>	<u>Avg</u>	<u>HDCP</u>	<u>Pins</u>	<u>Gms</u>	<u>High Game</u>	<u>High Sers</u>	<u>HDCP Game</u>	<u>HDCP Sers</u>	<u>Most Improved Avg +/-</u>	<u>To Raise Avg +1</u>	<u>To Drop Avg -1</u>	<u>Weekly Over Avg Series Avg +/-</u>
Kim L. Hodges	142	68	7247	51	197	510	266	711	143 -0.90	475	420	
Bryan L. Hodges	162	48	11697	72	237	570	286	729	157 +5.46	528	452	
Tammy Koupal	103	107	4643	45	150	374	257	689	107 -3.82	349	300	
Justin M. Hodges	162	48	5201	32	246	582	293	723	163 -0.47	504	468	
Keith D. Koupal	130	80	7726	59	184	481	264	721	131 -0.05	396	333	
Jen Kidd	127	83	4990	39	172	440	256	698	124 +3.95	386	343	
Nick Kidd	184	26	7761	42	232	613	259	688	186 -1.21	564	518	

**6 - Pin Busters**

<u>Name</u>	<u>Avg</u>	<u>HDCP</u>	<u>Pins</u>	<u>Gms</u>	<u>High Game</u>	<u>High Sers</u>	<u>HDCP Game</u>	<u>HDCP Sers</u>	<u>Most Improved Avg +/-</u>	<u>To Raise Avg +1</u>	<u>To Drop Avg -1</u>	<u>Weekly Over Avg Series Avg +/-</u>
Jessica F. Walker	102	108	7724	75	194	381	297	690	110 -7.01	310	231	
Jeff D. Snodgrass	129	81	10900	84	195	520	277	766	125 +4.76	410	322	
Craig A. Schutt	160	50	14434	90	233	578	283	728	164 -3.62	539	445	
Brendon G. Head	96	114	8097	84	178	442	299	805	84 +12.39	342	254	

**Temporary Substitutes**

**Men**

Name	Avg	HDCP	Pins	Gms	High Game	High Sers	HDCP Game	HDCP Sers	Most Improved Avg +/-	To Raise Avg +1	To Drop Avg -1	Weekly Over Avg Series Avg +/-
Trevor D. Hibberd	170	40	1537	9	217	550	263	688		515	502	
Allen S. Noltersmeier	bk129	81	443	3	166	443	247	686		445	438	
Joshua Ragland	118	92	355	3	124	355	216	631		359	352	

**Women**

Name	Avg	HDCP	Pins	Gms	High Game	High Sers	HDCP Game	HDCP Sers	Most Improved Avg +/-	To Raise Avg +1	To Drop Avg -1	Weekly Over Avg Series Avg +/-
Janet E. Anderson	bk121	89	372	3	131	372	220	639		378	371	
Angie C. Hauseman	bk130	80	363	3	131	363	211	603		369	362	
Kattie L. Johnson	bk131	79	362	3	134	362	213	599		364	357	
Karen L. Lopez	145	65	436	3	156	436	221	631		440	433	
Rebecca L. McPherson	189	21	1135	6	225	580	250	655		575	565	

**Individual High Averages**

Men	Women
180.40 David Hibberd	179.40 Michelle Limbach
177.25 John Krotz	161.41 Dani Krotz
173.61 Nick Stockton	144.37 Shelli Krotz
162.46 Bryan Hodges	141.27 Ashley Hancock
161.86 Richard Serr	136.16 Shannon Mitchell
160.38 Craig Schutt	124.92 Trish Hancock
133.70 John Cornett	102.99 Jessica Walker
129.76 Jeff Snodgrass	
96.39 Brendon Head	
71.41 Tyler Krotz	

**Most Improved Average**

<b>Men</b> 84 to 96.39 = +12.39 Brendon Head	157 to 162.46 = +5.46 Bryan Hodges	125 to 129.76 = +4.76 Jeff Snodgrass
67 to 71.41 = +4.41 Tyler Krotz	159 to 161.86 = +2.86 Richard Serr	171 to 173.61 = +2.61 Nick Stockton
<b>Women</b> 137 to 144.37 = +7.37 Shelli Krotz	134 to 141.27 = +7.27 Ashley Hancock	129 to 136.16 = +7.16 Shannon Mitchell
159 to 161.41 = +2.41 Dani Krotz	126 to 124.92 = -1.08 Trish Hancock	182 to 179.40 = -2.60 Michelle Limbach

**Most Un-Improved Averages**

<b>Men</b> 184 to 177.25 = -6.75 John Krotz	164 to 160.38 = -3.62 Craig Schutt	137 to 133.70 = -3.30 John Cornett
166 to 162.74 = -3.26 Rich Hancock	186 to 184.79 = -1.21 Nick Kidd	163 to 162.53 = -0.47 Justin Hodges
<b>Women</b> 110 to 102.99 = -7.01 Jessica Walker	107 to 103.18 = -3.82 Tammy Koupal	182 to 179.40 = -2.60 Michelle Limbach
126 to 124.92 = -1.08 Trish Hancock	143 to 142.10 = -0.90 Kim Hodges	131 to 130.13 = -0.87 Kira Hancock

# Town & Country 2023-24

## Big Apple Fun Center

### Reprint of Scores -- League Championship Play-off

**Lane 3 3 - Breeze Transport**      Week 31 4/14/2024

Name	Old	Old	HDCP				
	Avg	HDCP	-1-	-2-	-3-	Total	Total
James M. Crown	147	63	159	148	123	430	619
Shannon L. Mitchell	136	74	110	108	130	348	570
John A. Cornett	133	77	159	137	126	422	653
Nick J. Stockton	174	36	159	143	163	465	573
			====	====	====	====	====
Scratch Total			587	536	542	1665	1665
Handicap			250	250	250		750
Total			<b>837</b>	786	792	1665	2415
Team Points Won			1.0	0.0	0.0	1.0	1.0

**Lane 4 4 - Bat Split Crazy**      Week 31 4/14/2024

Name	Old	Old	HDCP				
	Avg	HDCP	-1-	-2-	-3-	Total	Total
Chris Flodine	139	71	130	120	130	380	593
Cindy Gibbons	145	65	115	169	158	442	637
Michelle L. Limbach	179	31	182	188	156	526	619
David D. Hibberd	180	30	162	201	176	539	629
			====	====	====	====	====
Scratch Total			<b>589</b>	<b>678</b>	<b>620</b>	<b>1887</b>	<b>1887</b>
Handicap			197	197	197		591
Total			786	<b>875</b>	<b>817</b>	<b>1887</b>	<b>2478</b>
Team Points Won			0.0	1.0	1.0	3.0	3.0

# Town & Country 2023-24

## Big Apple Fun Center

\* Bowlers listed must have a minimum of 1 games.

### Change in Average

Name	-----Old-----		Old					---Average Change---			Weekly Over Avg
	Pins	Games	Avg	-1-	-2-	-3-	Total	New - Old	---> +/-	Series Avg +/-	
John A. Cornett	11611	87	133	159	137	126	422	133.70 - 133.46	= 0.24	422 - 399=23	
James M. Crown	7383	50	147	159	148	123	430	147.42 - 147.66	= -0.24	430 - 441=-11	
Chris Flodine	7529	54	139	130	120	130	380	138.75 - 139.43	= -0.67	380 - 417=-37	
Cindy Gibbons	7417	51	145	115	169	158	442	145.54 - 145.43	= 0.11	442 - 435=7	
David D. Hibberd	16238	90	180	162	201	176	539	180.40 - 180.42	= -0.02	539 - 540=-1	
Michelle L. Limbach	15620	87	179	182	188	156	526	179.40 - 179.54	= -0.14	526 - 537=-11	
Shannon L. Mitchell	11226	82	136	110	108	130	348	136.16 - 136.90	= -0.74	348 - 408=-60	
Nick J. Stockton	15160	87	174	159	143	163	465	173.61 - 174.25	= -0.64	465 - 522=-57	

# Town & Country 2023-24

## Big Apple Fun Center

\* Bowlers listed must have a minimum of 1 games.

### High Average Listing

	<u>Name</u>	<u>True Average</u>	<u>Pins</u>	<u>Gms</u>	<u>To Raise Avg +1</u>	<u>To Drop Avg -1</u>
1	Rebecca L. McPherson	189.17	1135	6	575	565
2	Nick Kidd	184.79	7761	42	564	518
3	David D. Hibberd	180.40	16777	93	599	502
4	Michelle L. Limbach	179.40	16146	90	594	500
5	John L. Krotz	177.25	14889	84	597	509
6	Nick J. Stockton	173.61	15625	90	557	463
7	Trevor D. Hibberd	170.78	1537	9	515	502
8	Rich Hancock	162.74	9927	61	505	440
9	Justin M. Hodges	162.53	5201	32	504	468
10	Bryan L. Hodges	162.46	11697	72	528	452
11	Richard M. Serr	161.86	14567	90	499	405
12	Dani Krotz	161.41	14527	90	539	445
13	Craig A. Schutt	160.38	14434	90	539	445
14	Tristan F. Ragland	152.72	2749	18	464	442
15	Allen S. Noltersmeier	147.67	443	3	445	438
16	James M. Crown	147.42	7813	53	475	418
17	Cindy Gibbons	145.54	7859	54	463	405
18	Karen L. Lopez	145.33	436	3	440	433
19	Shellie Krotz	144.37	12127	84	488	400
20	Kim L. Hodges	142.10	7247	51	475	420
21	Ashley K. Hancock	141.27	11867	84	487	399
22	Chris Flodine	138.75	7909	57	431	370
23	Shannon L. Mitchell	136.16	11574	85	482	393
24	John A. Cornett	133.70	12033	90	429	335
25	Chris M. Stockton	132.31	6351	48	432	380
26	Keith D. Koupal	130.95	7726	59	396	333
27	Kira L. Hancock	130.13	7808	60	445	381
28	Jeff D. Snodgrass	129.76	10900	84	410	322
29	Jen Kidd	127.95	4990	39	386	343
30	Trish R. Hancock	124.92	10868	87	382	291
31	Janet E. Anderson	124.00	372	3	378	371
32	Angie C. Hauserman	121.00	363	3	369	362
33	Kattie L. Johnson	120.67	362	3	364	357
34	Joshua Ragland	118.33	355	3	359	352
35	Tammy Koupal	103.18	4643	45	349	300
36	Jessica F. Walker	102.99	7724	75	310	231
37	Brendon G. Head	96.39	8097	84	342	254
38	Tyler J. Krotz	71.41	6427	90	269	175



# Town & Country 2023-24

## Big Apple Fun Center

\* Bowlers listed must have a minimum of 22 games.

Note: This report includes information through April 14

### Most Improved Averages

Name	True Average	Most Improved Avg	+/-	Name	True Average	Most Improved Avg	+/-
Brendon G. Head	96.39	84	+12.39	Chris M. Stockton	132.31	131	+1.31
Cindy Gibbons	145.54	136	+9.54	Keith D. Koupal	130.95	131	-0.05
Shelli Krotz	144.37	137	+7.37	Justin M. Hodges	162.53	163	-0.47
Ashley K. Hancock	141.27	134	+7.27	Kira L. Hancock	130.13	131	-0.87
Shannon L. Mitchell	136.16	129	+7.16	Kim L. Hodges	142.10	143	-0.90
Chris Flodine	138.75	132	+6.75	Trish R. Hancock	124.92	126	-1.08
Bryan L. Hodges	162.46	157	+5.46	Nick Kidd	184.79	186	-1.21
Jeff D. Snodgrass	129.76	125	+4.76	Michelle L. Limbach	179.40	182	-2.60
Tyler J. Krotz	71.41	67	+4.41	Rich Hancock	162.74	166	-3.26
Jen Kidd	127.95	124	+3.95	John A. Cornett	133.70	137	-3.30
James M. Crown	147.42	144	+3.42	Craig A. Schutt	160.38	164	-3.62
Richard M. Serr	161.86	159	+2.86	Tammy Koupal	103.18	107	-3.82
Nick J. Stockton	173.61	171	+2.61	John L. Krotz	177.25	184	-6.75
Dani Krotz	161.41	159	+2.41	Jessica F. Walker	102.99	110	-7.01
David D. Hibberd	180.40	178	+2.40				

# Town & Country 2023-24

## Big Apple Fun Center

\* Bowlers listed must have a minimum of 1 games.

### Most Pins Over Average

Name	-----Old-----		Old					---Average Change---			Weekly Over Avg
	Pins	Games	Avg	-1-	-2-	-3-	Total	New - Old	---> +/-	Series Avg +/-	
John A. Cornett	11611	87	133	159	137	126	422	133.70 - 133.46	= 0.24	422 - 399=23	
Cindy Gibbons	7417	51	145	115	169	158	442	145.54 - 145.43	= 0.11	442 - 435=7	
David D. Hibberd	16238	90	180	162	201	176	539	180.40 - 180.42	= -0.02	539 - 540=-1	
Michelle L. Limbach	15620	87	179	182	188	156	526	179.40 - 179.54	= -0.14	526 - 537=-11	
James M. Crown	7383	50	147	159	148	123	430	147.42 - 147.66	= -0.24	430 - 441=-11	
Chris Flodine	7529	54	139	130	120	130	380	138.75 - 139.43	= -0.67	380 - 417=-37	
Nick J. Stockton	15160	87	174	159	143	163	465	173.61 - 174.25	= -0.64	465 - 522=-57	
Shannon L. Mitchell	11226	82	136	110	108	130	348	136.16 - 136.90	= -0.74	348 - 408=-60	

# Town & Country 2023-24

## Big Apple Fun Center

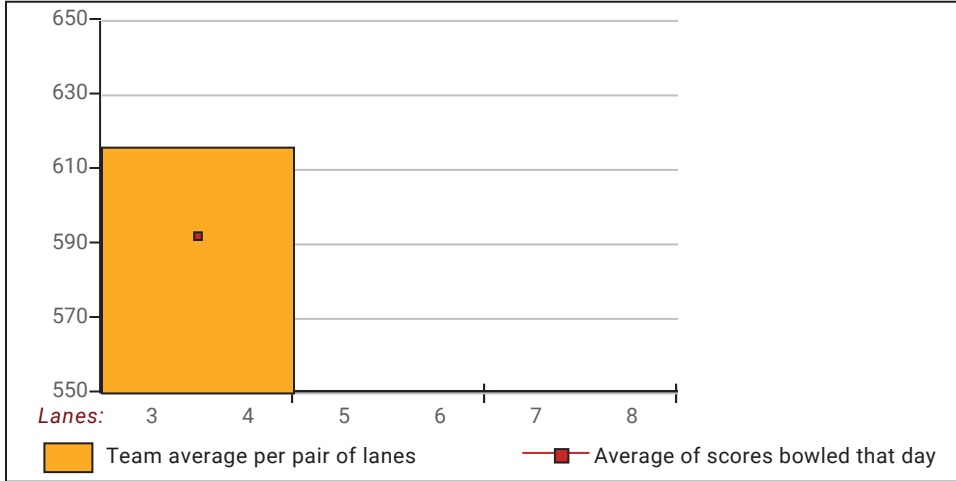
This report is for scores bowled April 14

### This Week's Statistics

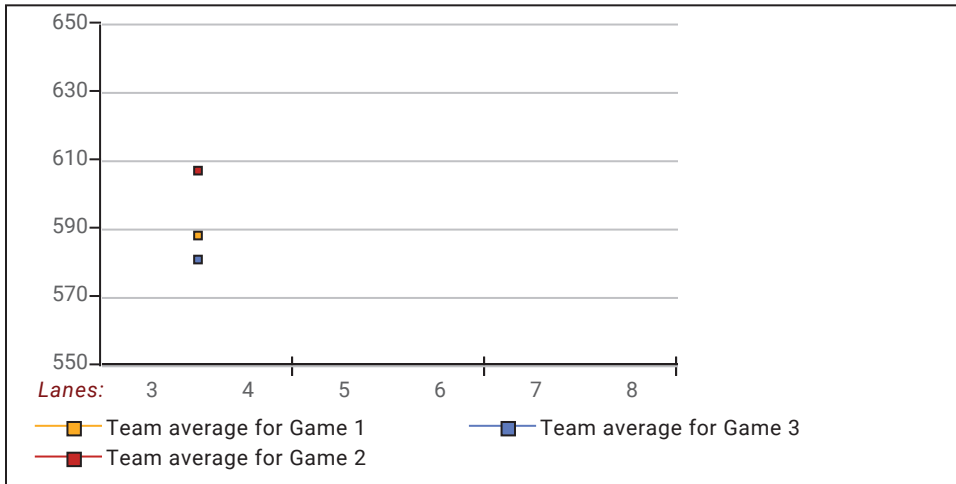
	Over All	Men	Women
How many people bowled	8	5	3
Number of games bowled	24	15	9
Actual average of week's scores	148.00	149.07	146.22
How many games above average	9	5	4
How many games below average	15	10	5
Pins above/below average per game	-6.13	-5.53	-7.11
How many people raised average by this amount	2 0.17	1 0.24	1 0.11
How many people went down by this amount	6 -0.41	4 -0.40	2 -0.44
League average before bowling	154.64	155.04	153.96
League average after bowling	154.37	154.78	153.70
Change in league average	-0.26	-0.27	-0.26
800s	--	--	--
775s	--	--	--
750s	--	--	--
725s	--	--	--
700s	--	--	--
675s	--	--	--
650s	--	--	--
625s	--	--	--
600s	--	--	--
575s	--	--	--
550s	--	--	--
525s	2	1	1
500s	--	--	--
475s	--	--	--
450s	1	1	--
425s	2	1	1
400s	1	1	--
below 400	2	1	1
300s	--	--	--
275s	--	--	--
250s	--	--	--
225s	--	--	--
200s	1	1	--
175s	3	1	2
150s	8	5	3
125s	7	6	1
100s	5	2	3
below 100	--	--	--

This report is for scores bowled April 14

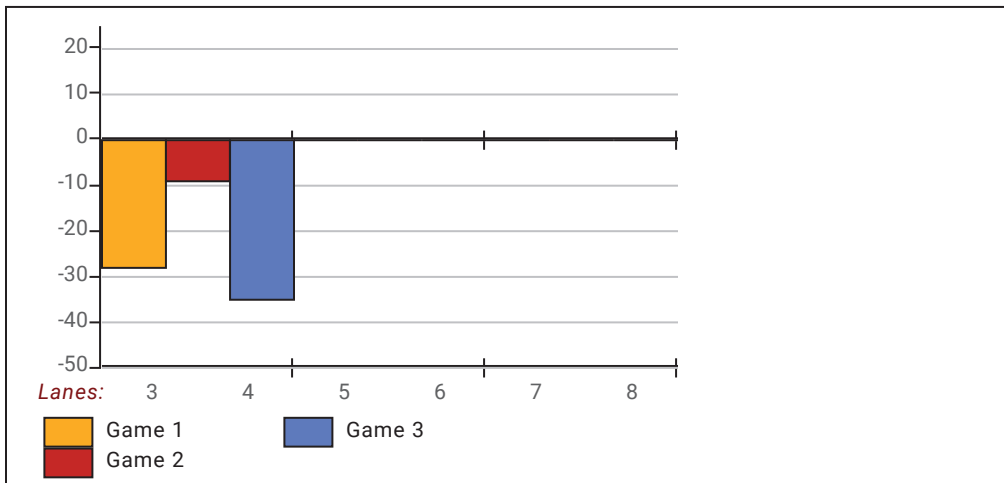
**Team Average vs Avg of Scores**



**Average of Scores for Each Game**

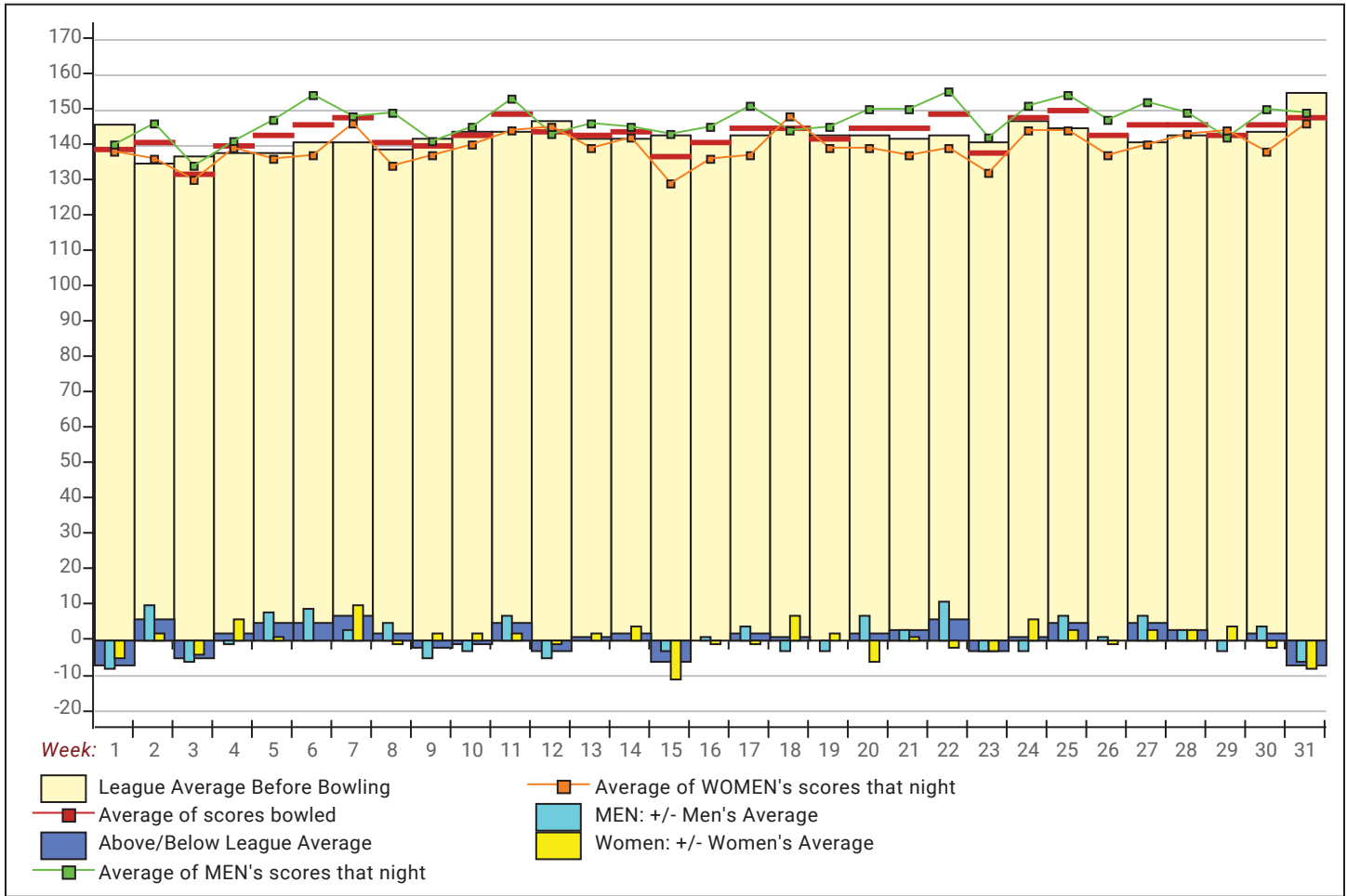


**Amount Over/Under Team Average**



This report is for scores bowled April 14

League Average Week-by-Week



League Average Statistics for Last Week

	League	Right Hand	Left Hand	Men (Lft+Rt)	Women (Lft+Rt)
League Average Before Bowling	154.64	154.64		155.04	153.96
Average of scores bowled that night	148.00	148.00		149.07	146.22
New League Average After Bowling	154.37	154.37		154.78	153.70
Change in League Average	-0.26	-0.26		-0.27	-0.26
People Who Bowled Over Average	2	2		1	1
People Who Bowled Under Average	6	6		4	2
Average Amount of Series Over Avg	15.00	15.00		23.00	7.00
Average Amount of Series Under Avg	-29.50	-29.50		-26.50	-35.50
Difference Avg, NiteAvg	-6.13	-6.13		-5.53	-7.11
Number of Bowlers	8	8		5	3
Number of Games Bowled	24	24		15	9
People Who Raised Their Average	2	2		1	1
Raised By an Average of This Amount	.17	.17		.24	.11
People Who Lowered Their Average	6	6		4	2
Lowered By an Average of This Amou	-.41	-.41		-.40	-.44
Number of Games Bowled Over Avera	9	9		5	4
Number of Games Bowled Under Avera	15	15		10	5

Note: Averages are based only on people who bowled.

# Press Release -- 4/15/2024

4/14/2024

## Town & Country 2023-24

Sunday 6:30 pm

**Big Apple Fun Center**  
**League Championship Play-Off**

Lanes 3 - 4

Place	Team Name	Avg p/gm	Points Won	Points Lost	Year-To-Date WON	Y-T-D LOST
1	Bat Split Crazy	637	3	1	72½	51½
2	Breeze Transport	582	1	3	61½	62½

### Last Week's Top Scores

	Scratch Game	Scratch Series	Handicap Game	Handicap Series
<b>Men</b>	201 David Hibberd	539 David Hibberd	236 John Cornett	653 John Cornett
	163 Nick Stockton	465 Nick Stockton	231 David Hibberd	629 David Hibberd
	159 James Crown	430 James Crown	222 James Crown	619 James Crown
	159 John Cornett	422 John Cornett	201 Chris Flodine	593 Chris Flodine
	130 Chris Flodine	380 Chris Flodine	199 Nick Stockton	573 Nick Stockton
<b>Women</b>	188 Michelle Limbach	526 Michelle Limbach	234 Cindy Gibbons	637 Cindy Gibbons
	169 Cindy Gibbons	442 Cindy Gibbons	219 Michelle Limbach	619 Michelle Limbach
	130 Shannon Mitchell	348 Shannon Mitchell	204 Shannon Mitchell	570 Shannon Mitchell