

# Senior Singles 2023-24

Friday 1:00 pm

**Big Apple Fun Center**

Lanes 13 - 16

President: Donn Loy (308)920-1203  
Secretary/Treasurer: Phyllis Dey (402)746-4687

## Temporary Substitutes

### Men

Name	Avg	HDCP	Pins	Gms	High Game	High Sers	HDCP Game	HDCP Sers	Most Improved Avg +/-	To Raise Avg +1	To Drop Avg -1	Weekly Over Avg Series Avg +/-
Tim Adkins	167	33	14884	89	232	571	266	679	166 +1.24	572	479	469 - 501=-32
Ted Hall	163	37	11755	72	223	571	250	684	173 -9.74	545	469	501 - 489=12
Dave Jamrog	141	59	9352	66	187	501	248	681	134 +7.70	446	376	451 - 423=28
Danny Jeffryes	172	28	3096	18	211	562	246	667		537	515	
Gil K. Kindsfater	149	51	5842	39	199	540	252	699	148 +1.79	458	415	
Ron G. Kramer	159	41	1435	9	186	505	235	652		485	472	
Donn Loy	171	29	6669	39	234	589	263	677	170 +1.00	555	512	501 - 513=-12
Sean A. McBride	139	61	12435	89	191	507	250	684	142 -2.28	445	352	360 - 420=-60
Marvin E. Miller	133	67	8818	66	222	470	291	677	132 +1.61	428	358	402 - 399=3
Rich K. Soderholm	174	26	4185	24	223	575	235	623	174 +0.38	540	512	
Tom Soderholm	180	20	13518	75	236	616	258	682	180 +0.24	600	521	558 - 540=18
Don W. Strecker	94	106	564	6	124	324	244	684		291	281	
Bob G. Vogt	171	29	11309	66	224	648	253	744	175 -3.65	559	489	544 - 510=34
Mark A. Yonkers	187	13	11232	60	277	653	291	695	185 +2.20	612	548	516 - 564=-48

### Women

Name	Avg	HDCP	Pins	Gms	High Game	High Sers	HDCP Game	HDCP Sers	Most Improved Avg +/-	To Raise Avg +1	To Drop Avg -1	Weekly Over Avg Series Avg +/-
Phyllis I. Dey	122	78	4053	33	184	444	263	681	124 -1.18	375	338	348 - 369=-21
Synda L. Levesque	118	82	9563	81	165	405	248	659	113 +5.06	433	348	356 - 354=2
Nancy C. Menke	147	53	11079	75	216	503	271	677	141 +6.72	465	386	408 - 444=-36
Eddie Nelson	125	75	8254	66	174	453	251	684	126 -0.94	440	370	
Patsy A. Parkinson	103	97	2794	27	127	361	226	658	103 +0.48	326	295	
Evelyn K. Stittle	140	60	8820	63	186	496	244	644	145 -5.00	486	419	367 - 420=-53

## Last Week's Top Scores

	Scratch Game	Scratch Series	Handicap Game	Handicap Series
<b>Men</b>	210 Bob Vogt	558 Tom Soderholm	240 Bob Vogt	634 Bob Vogt
	195 Ted Hall	544 Bob Vogt	232 Ted Hall	628 Dave Jamrog
	194 Tom Soderholm	516 Mark Yonkers	225 Dave Jamrog	618 Tom Soderholm
	179 Donn Loy	501 Donn Loy	224 Marvin Miller	612 Ted Hall
	179 Mark Yonkers	501 Ted Hall	214 Tom Soderholm	603 Marvin Miller
	166 Dave Jamrog	469 Tim Adkins	208 Donn Loy	588 Donn Loy
	166 Tim Adkins	451 Dave Jamrog	199 Tim Adkins	568 Tim Adkins
	157 Marvin Miller	402 Marvin Miller	191 Mark Yonkers	552 Mark Yonkers
	123 Sean McBride	360 Sean McBride	183 Sean McBride	540 Sean McBride
<b>Women</b>	143 Nancy Menke	408 Nancy Menke	214 Synda Levesque	602 Synda Levesque
	136 Evelyn Stittle	367 Evelyn Stittle	207 Phyllis Dey	579 Phyllis Dey
	132 Synda Levesque	356 Synda Levesque	196 Evelyn Stittle	564 Nancy Menke
	130 Phyllis Dey	348 Phyllis Dey	195 Nancy Menke	547 Evelyn Stittle

## Season High Scores

Bowlers must have completed a minimum of 66 games to be eligible for any league award.

	Scratch Game	Scratch Series	Handicap Game	Handicap Series
<b>Men</b>	236 Tom Soderholm	648 Bob Vogt	291 Marvin Miller	744 Bob Vogt
	232 Tim Adkins	616 Tom Soderholm	266 Tim Adkins	684 Ted Hall
	224 Bob Vogt	571 Ted Hall	258 Tom Soderholm	684 Sean McBride
	223 Ted Hall	571 Tim Adkins	253 Bob Vogt	682 Tom Soderholm
	222 Marvin Miller	507 Sean McBride	250 Ted Hall	681 Dave Jamrog
	191 Sean McBride	501 Dave Jamrog	250 Sean McBride	679 Tim Adkins
	187 Dave Jamrog	470 Marvin Miller	248 Dave Jamrog	677 Marvin Miller
<b>Women</b>	216 Nancy Menke	503 Nancy Menke	271 Nancy Menke	684 Eddie Nelson
	174 Eddie Nelson	453 Eddie Nelson	251 Eddie Nelson	677 Nancy Menke
	165 Synda Levesque	405 Synda Levesque	248 Synda Levesque	659 Synda Levesque

**Individual High Averages**

<b>Men</b>		<b>Women</b>	
180.24	Tom Soderholm	147.72	Nancy Menke
171.35	Bob Vogt	125.06	Eddie Nelson
167.24	Tim Adkins	118.06	Synda Levesque
163.26	Ted Hall		

**Most Improved Average**

<b>Men</b>		<b>Women</b>		
134	to 141.70 = +7.70	Dave Jamrog	141 to 147.72 = +6.72	Nancy Menke
132	to 133.61 = +1.61	Marvin Miller	113 to 118.06 = +5.06	Synda Levesque
166	to 167.24 = +1.24	Tim Adkins	126 to 125.06 = -0.94	Eddie Nelson
180	to 180.24 = +0.24	Tom Soderholm		

**Most Un-Improved Averages**

<b>Men</b>		<b>Women</b>		
173	to 163.26 = -9.74	Ted Hall	145 to 140.00 = -5.00	Evelyn Stittle
175	to 171.35 = -3.65	Bob Vogt	124 to 122.82 = -1.18	Phyllis Dey
142	to 139.72 = -2.28	Sean McBride	126 to 125.06 = -0.94	Eddie Nelson
180	to 180.24 = +0.24	Tom Soderholm	103 to 103.48 = +0.48	Patsy Parkinson

# Senior Singles 2023-24

## Big Apple Fun Center

### Reprint of Scores -- Week 30

#### Lane 13 1 - Group 1 Week 30 4/19/2024

Name	Old	Old						HDCP
	Avg	HDCP	-1-	-2-	-3-	Total	Total	
Ted Hall	163	37	158	195	148	501	612	
Mark A. Yonkers	188	12	179	164	173	516	552	
Bob G. Vogt	170	30	171	210	163	544	634	
Donn Loy	171	29	166	156	179	501	588	
			====	====	====	====	====	
Scratch Total			674	725	663	2062	2062	
Handicap			108	108	108		324	
Total			782	833	771	2062	2386	
Team Points Won			0.0	0.0	0.0	0.0	0.0	

#### Lane 14 4 - Group 4 Week 30 4/19/2024

Name	Old	Old						HDCP
	Avg	HDCP	-1-	-2-	-3-	Total	Total	
Sean A. McBride	140	60	123	119	118	360	540	
Marvin E. Miller	133	67	107	157	138	402	603	
Dave Jamrog	141	59	134	151	166	451	628	
			====	====	====	====	====	
Scratch Total			364	427	422	1213	1213	
Handicap			186	186	186		558	
Total			550	613	608	1213	1771	
Team Points Won			0.0	0.0	0.0	0.0	0.0	

#### Lane 15 3 - Group 3 Week 30 4/19/2024

Name	Old	Old						HDCP
	Avg	HDCP	-1-	-2-	-3-	Total	Total	
Tom Soderholm	180	20	190	194	174	558	618	
Nancy C. Menke	148	52	143	129	136	408	564	
Synda L. Levesque	118	82	132	114	110	356	602	
			====	====	====	====	====	
Scratch Total			465	437	420	1322	1322	
Handicap			154	154	154		462	
Total			619	591	574	1322	1784	
Team Points Won			0.0	0.0	0.0	0.0	0.0	

#### Lane 16 2 - Group 2 Week 30 4/19/2024

Name	Old	Old						HDCP
	Avg	HDCP	-1-	-2-	-3-	Total	Total	
Phyllis I. Dey	123	77	103	115	130	348	579	
Evelyn K. Stittle	140	60	126	136	105	367	547	
Tim Adkins	167	33	154	166	149	469	568	
			====	====	====	====	====	
Scratch Total			383	417	384	1184	1184	
Handicap			170	170	170		510	
Total			553	587	554	1184	1694	
Team Points Won			0.0	0.0	0.0	0.0	0.0	

# Senior Singles 2023-24

## Big Apple Fun Center

\* Bowlers listed must have a minimum of 1 games.

### Change in Average

Name	-----Old-----		Old					---Average Change---			Weekly Over Avg
	Pins	Games	Avg	-1-	-2-	-3-	Total	New - Old	---> +/-	Series Avg +/-	
Tim Adkins	14415	86	167	154	166	149	469	167.24 - 167.62	=	-0.38	469 - 501=-32
Phyllis I. Dey	3705	30	123	103	115	130	348	122.82 - 123.50	=	-0.68	348 - 369=-21
Ted Hall	11254	69	163	158	195	148	501	163.26 - 163.10	=	0.16	501 - 489=12
Dave Jamrog	8901	63	141	134	151	166	451	141.70 - 141.29	=	0.41	451 - 423=28
Danny Jeffryes	3096	18	172				0	172.00 - 172.00	=	0.00	
Gil K. Kindsfater	5842	39	149				0	149.79 - 149.79	=	0.00	
Ron G. Kramer	1435	9	159				0	159.44 - 159.44	=	0.00	
Synda L. Levesque	9207	78	118	132	114	110	356	118.06 - 118.04	=	0.02	356 - 354=2
Donn Loy	6168	36	171	166	156	179	501	171.00 - 171.33	=	-0.33	501 - 513=-12
Sean A. McBride	12075	86	140	123	119	118	360	139.72 - 140.41	=	-0.69	360 - 420=-60
Nancy C. Menke	10671	72	148	143	129	136	408	147.72 - 148.21	=	-0.49	408 - 444=-36
Marvin E. Miller	8416	63	133	107	157	138	402	133.61 - 133.59	=	0.02	402 - 399=3
Eddie Nelson	8254	66	125				0	125.06 - 125.06	=	0.00	
Patsy A. Parkinson	2794	27	103				0	103.48 - 103.48	=	0.00	
Rich K. Soderholm	4185	24	174				0	174.38 - 174.38	=	0.00	
Tom Soderholm	12960	72	180	190	194	174	558	180.24 - 180.00	=	0.24	558 - 540=18
Evelyn K. Stittle	8453	60	140	126	136	105	367	140.00 - 140.88	=	-0.88	367 - 420=-53
Don W. Strecker	564	6	94				0	94.00 - 94.00	=	0.00	
Bob G. Vogt	10765	63	170	171	210	163	544	171.35 - 170.87	=	0.48	544 - 510=34
Mark A. Yonkers	10716	57	188	179	164	173	516	187.20 - 188.00	=	-0.80	516 - 564=-48

# Senior Singles 2023-24

## Big Apple Fun Center

\* Bowlers listed must have a minimum of 1 games.

### High Average Listing

	<b>Name</b>	<b>True Average</b>	<b>Pins</b>	<b>Gms</b>	<b>To Raise Avg +1</b>	<b>To Drop Avg -1</b>
1	Mark A. Yonkers	187.20	11232	60	612	548
2	Tom Soderholm	180.24	13518	75	600	521
3	Rich K. Soderholm	174.38	4185	24	540	512
4	Danny Jeffryes	172.00	3096	18	537	515
5	Bob G. Vogt	171.35	11309	66	559	489
6	Donn Loy	171.00	6669	39	555	512
7	Tim Adkins	167.24	14884	89	572	479
8	Ted Hall	163.26	11755	72	545	469
9	Ron G. Kramer	159.44	1435	9	485	472
10	Gil K. Kindsfater	149.79	5842	39	458	415
11	Nancy C. Menke	147.72	11079	75	465	386
12	Dave Jamrog	141.70	9352	66	446	376
13	Evelyn K. Stittle	140.00	8820	63	486	419
14	Sean A. McBride	139.72	12435	89	445	352
15	Marvin E. Miller	133.61	8818	66	428	358
16	Eddie Nelson	125.06	8254	66	440	370
17	Phyllis I. Dey	122.82	4053	33	375	338
18	Synda L. Levesque	118.06	9563	81	433	348
19	Patsy A. Parkinson	103.48	2794	27	326	295
20	Don W. Strecker	94.00	564	6	291	281

# Senior Singles 2023-24

## Big Apple Fun Center

\* Bowlers listed must have a minimum of 22 games.

Note: This report includes information through April 19 which is Week 30 of 30

### Most Improved Averages

<u>Name</u>	<u>True Average</u>	<u>Most Improved Avg</u>	<u>+/-</u>	<u>Name</u>	<u>True Average</u>	<u>Most Improved Avg</u>	<u>+/-</u>
Dave Jamrog	141.70	134	+7.70	Rich K. Soderholm	174.38	174	+0.38
Nancy C. Menke	147.72	141	+6.72	Tom Soderholm	180.24	180	+0.24
Synda L. Levesque	118.06	113	+5.06	Eddie Nelson	125.06	126	-0.94
Mark A. Yonkers	187.20	185	+2.20	Phyllis I. Dey	122.82	124	-1.18
Gil K. Kindsfater	149.79	148	+1.79	Sean A. McBride	139.72	142	-2.28
Marvin E. Miller	133.61	132	+1.61	Bob G. Vogt	171.35	175	-3.65
Tim Adkins	167.24	166	+1.24	Evelyn K. Stittle	140.00	145	-5.00
Donn Loy	171.00	170	+1.00	Ted Hall	163.26	173	-9.74
Patsy A. Parkinson	103.48	103	+0.48				

# Senior Singles 2023-24

## Big Apple Fun Center

\* Bowlers listed must have a minimum of 1 games.

### Most Pins Over Average

Name	-----Old-----		Old				Total	---Average Change---			Weekly Over Avg
	Pins	Games	Avg	-1-	-2-	-3-		New - Old	---> +/-	Series Avg +/-	
Bob G. Vogt	10765	63	170	171	210	163	544	171.35	- 170.87	= 0.48	544 - 510=34
Dave Jamrog	8901	63	141	134	151	166	451	141.70	- 141.29	= 0.41	451 - 423=28
Tom Soderholm	12960	72	180	190	194	174	558	180.24	- 180.00	= 0.24	558 - 540=18
Ted Hall	11254	69	163	158	195	148	501	163.26	- 163.10	= 0.16	501 - 489=12
Marvin E. Miller	8416	63	133	107	157	138	402	133.61	- 133.59	= 0.02	402 - 399=3
Synda L. Levesque	9207	78	118	132	114	110	356	118.06	- 118.04	= 0.02	356 - 354=2
Donn Loy	6168	36	171	166	156	179	501	171.00	- 171.33	= -0.33	501 - 513=-12
Phyllis I. Dey	3705	30	123	103	115	130	348	122.82	- 123.50	= -0.68	348 - 369=-21
Tim Adkins	14415	86	167	154	166	149	469	167.24	- 167.62	= -0.38	469 - 501=-32
Nancy C. Menke	10671	72	148	143	129	136	408	147.72	- 148.21	= -0.49	408 - 444=-36
Mark A. Yonkers	10716	57	188	179	164	173	516	187.20	- 188.00	= -0.80	516 - 564=-48
Evelyn K. Stittle	8453	60	140	126	136	105	367	140.00	- 140.88	= -0.88	367 - 420=-53
Sean A. McBride	12075	86	140	123	119	118	360	139.72	- 140.41	= -0.69	360 - 420=-60

# Senior Singles 2023-24

## Big Apple Fun Center

This report is for scores bowled April 19 which is Week 30 of 30

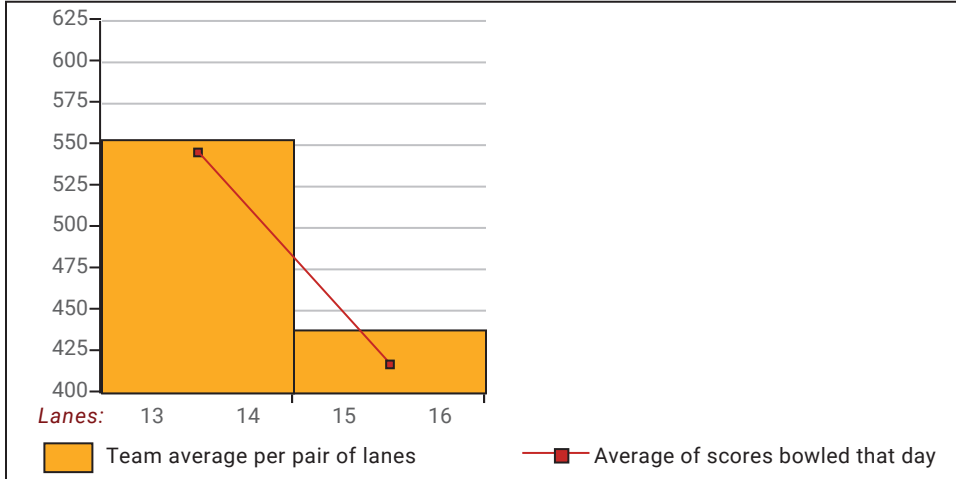
### This Week's Statistics

	Over All	Men	Women
How many people bowled	13	9	4
Number of games bowled	39	27	12
Actual average of week's scores	148.23	159.33	123.25
How many games above average	12	10	2
How many games below average	27	17	10
Pins above/below average per game	-4.23	-2.11	-9.00
How many people raised average	6	5	1
by this amount	0.22	0.26	0.02
How many people went down	7	4	3
by this amount	-0.61	-0.55	-0.68
League average before bowling	152.83	161.80	132.66
League average after bowling	152.61	161.70	132.15
Change in league average	-0.22	-0.10	-0.51
800s	--	--	--
775s	--	--	--
750s	--	--	--
725s	--	--	--
700s	--	--	--
675s	--	--	--
650s	--	--	--
625s	--	--	--
600s	--	--	--
575s	--	--	--
550s	1	1	--
525s	1	1	--
500s	3	3	--
475s	--	--	--
450s	2	2	--
425s	--	--	--
400s	2	1	1
below 400	4	1	3
300s	--	--	--
275s	--	--	--
250s	--	--	--
225s	--	--	--
200s	1	1	--
175s	5	5	--
150s	13	13	--
125s	11	4	7
100s	9	4	5
below 100	--	--	--

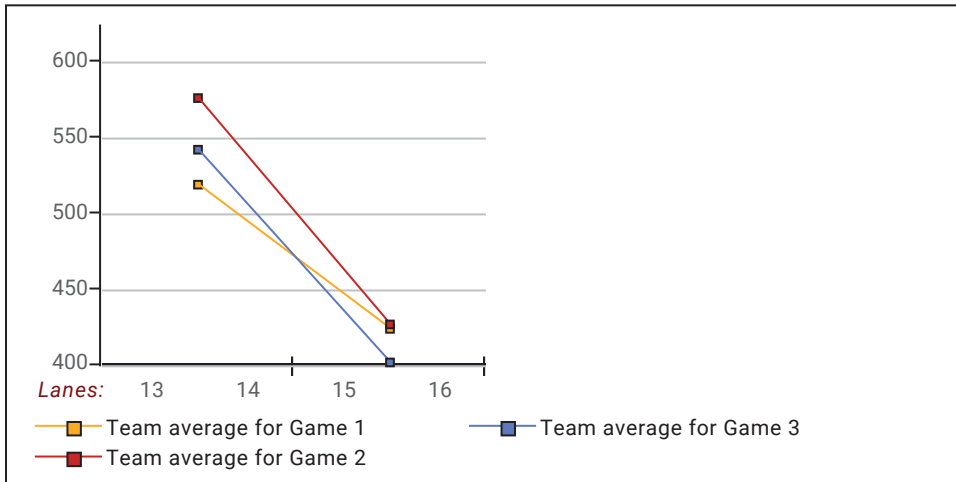


This report is for scores bowled April 19 which is Week 30 of 30

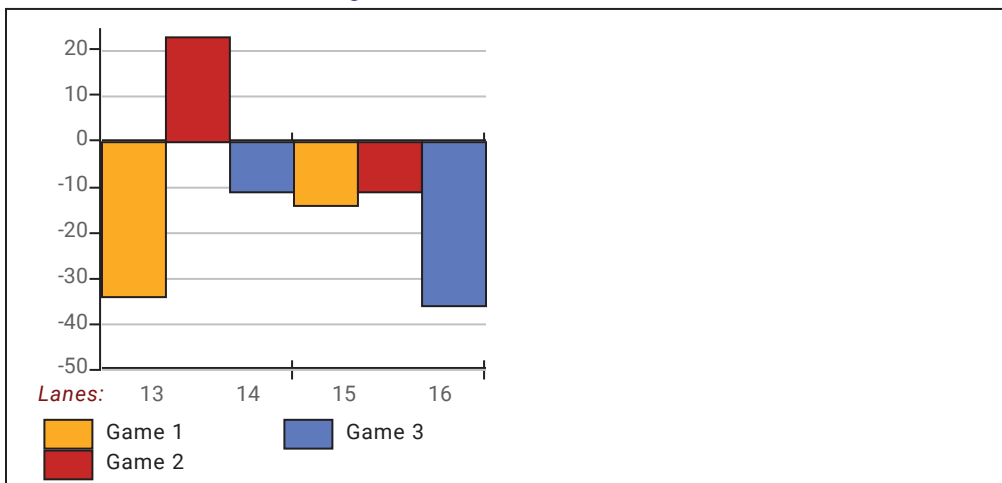
**Team Average vs Avg of Scores**



**Average of Scores for Each Game**

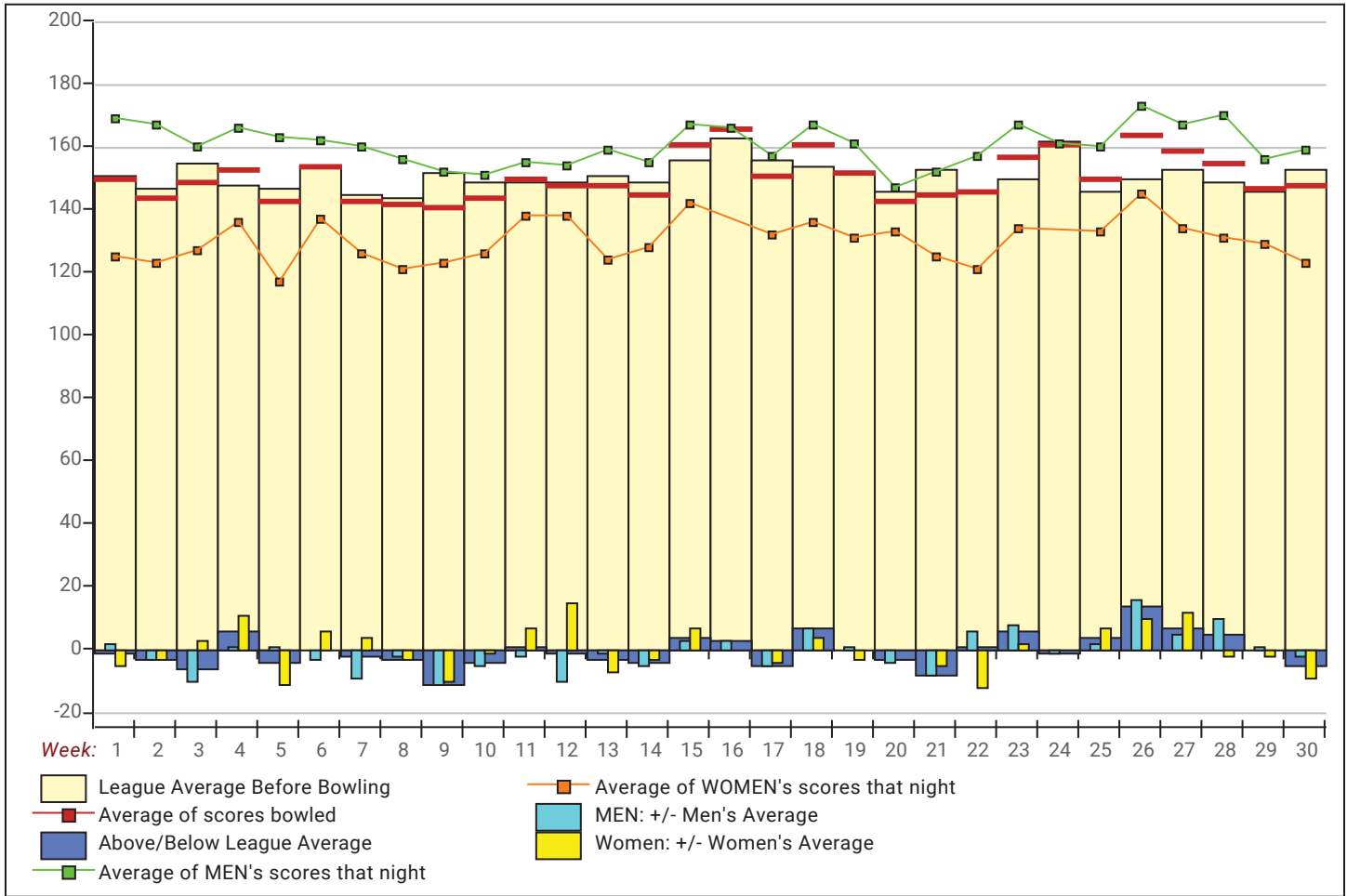


**Amount Over/Under Team Average**



This report is for scores bowled April 19 which is Week 30 of 30

League Average Week-by-Week



League Average Statistics for Last Week

	League	Right Hand	Left Hand	Men (Lft+Rt)	Women (Lft+Rt)
League Average Before Bowling	152.83	152.83		161.80	132.66
Average of scores bowled that night	148.23	148.23		159.33	123.25
New League Average After Bowling	152.61	152.61		161.70	132.15
Change in League Average	-.22	-.22		-.10	-.51
People Who Bowled Over Average	6	6		5	1
People Who Bowled Under Average	7	7		4	3
Average Amount of Series Over Avg	16.17	16.17		19.00	2.00
Average Amount of Series Under Avg	-37.43	-37.43		-38.00	-36.67
Difference Avg, NiteAvg	-4.23	-4.23		-2.11	-9.00
Number of Bowlers	13	13		9	4
Number of Games Bowled	39	39		27	12
People Who Raised Their Average	6	6		5	1
Raised By an Average of This Amount	.22	.22		.26	.02
People Who Lowered Their Average	7	7		4	3
Lowered By an Average of This Amou	-.61	-.61		-.55	-.68
Number of Games Bowled Over Avera	12	12		10	2
Number of Games Bowled Under Avera	27	27		17	10

Note: Averages are based only on people who bowled.

## Senior Singles 2023-24

Friday 1:00 pm

**Big Apple Fun Center**

Lanes 13 - 16

### Last Week's Top Scores

	<u>Scratch Game</u>	<u>Scratch Series</u>	<u>Handicap Game</u>	<u>Handicap Series</u>
<b>Men</b>	210 Bob Vogt	558 Tom Soderholm	240 Bob Vogt	634 Bob Vogt
	195 Ted Hall	544 Bob Vogt	232 Ted Hall	628 Dave Jamrog
	194 Tom Soderholm	516 Mark Yonkers	225 Dave Jamrog	618 Tom Soderholm
	179 Donn Loy	501 Donn Loy	224 Marvin Miller	612 Ted Hall
	179 Mark Yonkers	501 Ted Hall	214 Tom Soderholm	603 Marvin Miller
	166 Dave Jamrog	469 Tim Adkins	208 Donn Loy	588 Donn Loy
	166 Tim Adkins	451 Dave Jamrog	199 Tim Adkins	568 Tim Adkins
	157 Marvin Miller	402 Marvin Miller	191 Mark Yonkers	552 Mark Yonkers
	123 Sean McBride	360 Sean McBride	183 Sean McBride	540 Sean McBride
<b>Women</b>	143 Nancy Menke	408 Nancy Menke	214 Synda Levesque	602 Synda Levesque
	136 Evelyn Stittle	367 Evelyn Stittle	207 Phyllis Dey	579 Phyllis Dey
	132 Synda Levesque	356 Synda Levesque	196 Evelyn Stittle	564 Nancy Menke
	130 Phyllis Dey	348 Phyllis Dey	195 Nancy Menke	547 Evelyn Stittle