

# Pinette 2023-24

Friday 6:30 pm

## Big Apple Fun Center

Lanes 1 - 6

President: Sue Janssen (308)627-5609

Vice President: Bev Walton (308)234-3987

Secretary/Treasurer: Rebecca McPherson (402)984-0342

### Team Standings

Place	Lane	#	Team Name	Points Won	Points Lost	%Won	Pins + HDCP	Scratch Pins	Avg p/gm	High Game	High Sers	HDCP Game	HDCP Sers
1	1	2	Dames of the Game	91	44	67.4	34516	25288	561	677	1863	854	2400
2	2	4	Hilton's Pin Buster	78	57	57.8	34478	23807	529	617	1661	846	2372
3	3	3	Turner Body Shop	77	58	57.0	34640	26684	592	719	1928	887	2432
4	4	1	Versatile Roofing	74	61	54.8	34380	19806	440	532	1449	840	2418
5	5	5	Pediatric Dental Specialists	67	68	49.6	32271	22086	525	631	1679	866	2431
6	6	6	Bye Team	18	117		0	0		0	0	0	0

### Review of Last Week's Bowling.....

Lanes	Team Name	HDCP -1-	HDCP -2-	HDCP -3-	HDCP Total	Last Wk WON	Team Name	HDCP -1-	HDCP -2-	HDCP -3-	HDCP Total	Last Wk WON
1-2	Dames of the Game	733	770	801	2304	7	<---> Hilton's Pin Buster	740	764	714	2218	2
3-4	Turner Body Shop	774	766	754	2294	6	<---> Pediatric Dental Speci	765	776	723	2264	3
5-6	Versatile Roofing	754	840	818	2412	9	<---> Bye Team	0	0	0	0	0

### Lane Assignments

	1-2	3-4	5-6
Wk16 01/12	3- 6	2- 4	5- 1
Wk17 01/19	5- 4	6- 1	2- 3
Wk18 01/26	2- 1	4- 3	6- 5

### Last Week's Top Scores

Team Scratch Game		Team Scratch Series		Team Handicap Game		Team Handicap Series	
604	Dames of the Game	1713	Dames of the Game	840	Versatile Roofing	2412	Versatile Roofing
568	Turner Body Shop	1676	Turner Body Shop	801	Dames of the Game	2304	Dames of the Gam
535	Pediatric Dental Specialist	1541	Pediatric Dental Specialist	776	Pediatric Dental Specialist	2294	Turner Body Shop
526	Hilton's Pin Buster	1504	Hilton's Pin Buster	774	Turner Body Shop	2264	Pediatric Dental Sp
519	Versatile Roofing	1449	Versatile Roofing	764	Hilton's Pin Buster	2218	Hilton's Pin Buster
Scratch Game		Scratch Series		Handicap Game		Handicap Series	
202	Rebecca McPherson	537	Allie Moore	234	Emilie Adamson	629	Emilie Adamson
184	Allie Moore	528	Rebecca McPherson	229	Barb Farber	628	Bev Walton
177	Barb Farber	471	Barb Farber	220	Bev Walton	627	Barb Farber
166	Jacquie Slagle	460	Jacquie Slagle	216	Rebecca McPherson	627	Allie Moore
158	Wanda Westphalen	439	Bev Walton	215	Sue Janssen	599	Karen Lopez
157	Bev Walton	434	Wanda Westphalen	214	Allie Moore	595	Jacquie Slagle
155	Emilie Adamson	419	Karen Lopez	214	Karen Lopez	585	Tammie Runions
154	Karen Lopez	411	Denae Washington	211	Jacquie Slagle	580	Sandy Hauver
149	Sue Janssen	402	Tammie Runions	206	Wanda Westphalen	578	Wanda Westphalen
145	Tammie Runions	392	Emilie Adamson	206	Tammie Runions	576	Gala Sesna

### Season High Scores

Team Scratch Game		Team Scratch Series		Team Handicap Game		Team Handicap Series	
719	Turner Body Shop	1928	Turner Body Shop	887	Turner Body Shop	2432	Turner Body Shop
677	Dames of the Game	1863	Dames of the Game	866	Pediatric Dental Specialist	2431	Pediatric Dental Sp
631	Pediatric Dental Specialist	1679	Pediatric Dental Specialist	854	Dames of the Game	2418	Versatile Roofing
617	Hilton's Pin Buster	1661	Hilton's Pin Buster	846	Hilton's Pin Buster	2400	Dames of the Gam
532	Versatile Roofing	1449	Versatile Roofing	840	Versatile Roofing	2372	Hilton's Pin Buster

**Season High Scores - Continued**

Scratch Game		Scratch Series		Handicap Game		Handicap Series	
247	Rebecca McPherson	595	Rebecca McPherson	257	Rebecca McPherson	695	Denae Washington
223	Allie Moore	572	Allie Moore	244	Jacquie Slagle	675	Janet Anderson
211	Nicole Mulroney	563	Denae Washington	243	Helen Bockerman	656	Gala Sesna
202	Jacquie Slagle	553	Nicole Mulroney	242	Wanda Westphalen	655	Bev Walton
197	Wanda Westphalen	526	Barb Farber	240	Etha Griffin	652	Beth Carr
197	Cindy Gibbons	524	Cindy Gibbons	240	Denae Washington	648	Wanda Westphalen
196	Denae Washington	522	Wanda Westphalen	240	Gala Sesna	646	Barb Farber
188	Barb Farber	495	Jacquie Slagle	239	Nicole Mulroney	642	Allie Moore
178	Karen Lopez	469	Beth Carr	238	Janet Anderson	641	Cindy Gibbons
175	Lindsay McLaughlin	452	Karen Lopez	236	Allie Moore	641	Sheri Londer
				236	Karen Lopez		

**Team Rosters**

**1 - Versatile Roofing**

Name	Avg	HDCP	Pins	Gms	Points Won	High Game	High Sers	HDCP Game	HDCP Sers	Most Improved Avg +/-	To Raise Avg +1	To Drop Avg -1	Weekly Over Avg Series Avg +/-
Sandy L. Hauver	82	106	3373	41	9.0	112	290	219	611	81 +1.27	279	234	259 - 243=16
Sue Isaac	89	99	1347	15	2.0	116	305	216	605		273	254	
Gala Z. Sesna	107	83	4205	39	8.0	149	388	240	656	98 +9.82	331	288	327 - 321=6
Emilie E. Adamson	113	78	4787	42	8.0	155	392	234	629	115 -1.02	343	297	392 - 336=56
Barb Farber	143	51	5587	39	11.0	188	526	229	646	143 +0.26	461	418	471 - 426=45

**2 - Dames of the Game**

Name	Avg	HDCP	Pins	Gms	Points Won	High Game	High Sers	HDCP Game	HDCP Sers	Most Improved Avg +/-	To Raise Avg +1	To Drop Avg -1	Weekly Over Avg Series Avg +/-
Carol J. Fenstermacher	108	82	4565	42	8.0	149	398	227	632	112 -3.31	340	294	296 - 327=-31
DeAnn M. Brickner	119	72	1785	15	4.0	156	403	219	592		375	356	352 - 357=-5
Helen M. Bockerman	122	70	4055	33	7.0	174	402	243	609	124 -1.12	373	336	
Allie E. Moore	168	28	5544	33	10.0	223	572	236	642	163 +5.00	540	503	537 - 498=39
Rebecca L. McPherson	184	14	7185	39	18.0	247	595	257	635	189 -4.77	585	542	528 - 552=-24

**3 - Turner Body Shop**

Name	Avg	HDCP	Pins	Gms	Points Won	High Game	High Sers	HDCP Game	HDCP Sers	Most Improved Avg +/-	To Raise Avg +1	To Drop Avg -1	Weekly Over Avg Series Avg +/-
Karen L. Lopez	133	60	5626	42	8.0	178	452	236	635	131 +2.95	404	358	419 - 399=20
Beth A. Carr	141	53	1697	12	3.0	164	469	225	652		433	417	
Wanda M. Westphalen	146	48	6607	45	6.0	197	522	242	648	152 -5.18	449	400	434 - 438=-4
Jacquie L. Slagle	149	45	6277	42	11.0	202	495	244	627	152 -2.55	473	427	460 - 447=13
Nicole J. Mulroney	169	27	6114	36	17.0	211	553	239	635	169 +0.83	516	476	

**4 - Hilton's Pin Buster**

Name	Avg	HDCP	Pins	Gms	Points Won	High Game	High Sers	HDCP Game	HDCP Sers	Most Improved Avg +/-	To Raise Avg +1	To Drop Avg -1	Weekly Over Avg Series Avg +/-
Linda K. Johnson	120	72	5434	45	11.0	152	416	224	632	118 +2.76	374	325	330 - 363=-33
Sue A. Janssen	125	67	4908	39	5.0	167	435	230	639	130 -4.15	384	341	361 - 378=-17
Lindsay L. McLaughlin	131	62	3162	24	4.0	175	443	231	611	132 -0.25	402	374	
Tammie J. Runions	bk132	61	402	3		145	402	206	585		408	401	402 - 396=6
Susie Larson	136	57	818	6	2.0	152	415	207	580		415	405	
Denae L. Washington	153	42	6923	45	19.0	196	563	240	695	149 +4.84	469	420	411 - 465=-54

**5 - Pediatric Dental Specialists**

Name	Avg	HDCP	Pins	Gms	Points Won	High Game	High Sers	HDCP Game	HDCP Sers	Most Improved Avg +/-	To Raise Avg +1	To Drop Avg -1	Weekly Over Avg Series Avg +/-
Etha J. Griffin	121	71	3999	33	6.0	173	403	240	614	120 +1.18	393	356	356 - 363=-7
Eileen M. McLaughlin	124	68	4099	33	8.0	160	422	230	625	122 +2.21	401	364	358 - 372=-14
Sheri J. Londer	127	65	4191	33	6.0	153	446	225	641	129 -2.00	417	380	
Bev Walton	131	62	4718	36	7.0	172	448	234	655	125 +6.06	430	390	439 - 387=52
Cindy Gibbons	153	42	5079	33	8.0	197	524	233	641	158 -4.09	465	428	388 - 468=-80

**6 - Bye Team**

**Temporary Substitutes**

<u>Name</u>	<u>Avg</u>	<u>HDCP</u>	<u>Pins</u>	<u>Gms</u>	<u>Points Won</u>	<u>High Game</u>	<u>High Sers</u>	<u>HDCP Game</u>	<u>HDCP Sers</u>	<u>Most Improved Avg +/-</u>	<u>To Raise Avg +1</u>	<u>To Drop Avg -1</u>	<u>Weekly Over Avg Series Avg +/-</u>
Janet E. Anderson	118	73	1068	9	1.0	155	426	238	675		360	347	
Angie C. Hauserman	127	65	1914	15	5.0	158	444	224	633		390	371	

**High Individual Match Points**

19	Denae Washington	18	Rebecca McPherson	17	Nicole Mulroney	11	Barb Farber
11	Linda Johnson	11	Jacquie Slagle	10	Allie Moore	9	Sandy Hauver
8	Emilie Adamson	8	Eileen McLaughlin	8	Cindy Gibbons	8	Carol Fenstermacher

**Individual High Averages**

184.23	Rebecca McPherson	169.83	Nicole Mulroney	168.00	Allie Moore	153.91	Cindy Gibbons
153.84	Denae Washington	149.45	Jacquie Slagle	146.82	Wanda Westphalen	143.26	Barb Farber
133.95	Karen Lopez	131.75	Lindsay McLaughlin	131.06	Bev Walton	127.00	Sheri Londer

**Most Improved Average**

98 to 107.82 = +9.82	Gala Sesna	125 to 131.06 = +6.06	Bev Walton	163 to 168.00 = +5.00	Allie Moore
149 to 153.84 = +4.84	Denae Washington	131 to 133.95 = +2.95	Karen Lopez	118 to 120.76 = +2.76	Linda Johnson

**Most Un-Improved Averages**

152 to 146.82 = -5.18	Wanda Westphale	189 to 184.23 = -4.77	Rebecca McPhers	130 to 125.85 = -4.15	Sue Janssen
158 to 153.91 = -4.09	Cindy Gibbons	112 to 108.69 = -3.31	Carol Fenstermac	152 to 149.45 = -2.55	Jacquie Slagle

# Pinette 2023-24

## Big Apple Fun Center

### Reprint of Scores -- Week 15

#### Lane 1 2 - Dames of the Game Week 15 1/5/2024

Name	Old	Old	HDCP				
	Avg	HDCP	-1-	-2-	-3-	Total	Total
Carol J. Fenstermacher	109	81	87	<b>108</b>	101	296	539
DeAnn M. Brickner	119	72	<b>111</b>	123	<b>118</b>	352	<b>568</b>
Allie E. Moore	166	30	<b>184</b>	<b>170</b>	<b>183</b>	537	<b>627</b>
Rebecca L. McPherson	184	14	154	<b>172</b>	<b>202</b>	528	<b>570</b>
			====	====	====	====	====
Scratch Total			<b>536</b>	<b>573</b>	<b>604</b>	<b>1713</b>	<b>1713</b>
Handicap			197	197	197		591
Total			733	<b>770</b>	<b>801</b>	<b>1713</b>	<b>2304</b>
Team Points Won			0.0	1.0	1.0	3.0	3.0
Match Points Won			0.0	0.0	0.0	4.0	4.0
Total Points Won			0.0	1.0	1.0	7.0	7.0

#### Lane 2 4 - Hilton's Pin Buster Week 15 1/5/2024

Name	Old	Old	HDCP				
	Avg	HDCP	-1-	-2-	-3-	Total	Total
Linda K. Johnson	121	71	<b>110</b>	104	<b>116</b>	330	<b>543</b>
Sue A. Janssen	126	66	112	<b>149</b>	100	361	559
Tammie J. Runions	bk132	61	145	131	126	402	585
Denae L. Washington	155	40	<b>135</b>	142	134	411	531
			====	====	====	====	====
Scratch Total			502	526	476	1504	1504
Handicap			238	238	238		714
Total			<b>740</b>	764	714	1504	2218
Team Points Won			1.0	0.0	0.0	1.0	1.0
Match Points Won			0.0	0.0	0.0	1.0	1.0
Total Points Won			1.0	0.0	0.0	2.0	2.0

#### Lane 3 3 - Turner Body Shop Week 15 1/5/2024

Name	Old	Old	HDCP				
	Avg	HDCP	-1-	-2-	-3-	Total	Total
Karen L. Lopez	133	60	<b>142</b>	123	<b>154</b>	419	<b>599</b>
Beth A. Carr	141	53	a121	a121	a121	363	522
Wanda M. Westphalen	146	48	139	158	137	434	578
Jacque L. Slagle	149	45	<b>166</b>	<b>158</b>	<b>136</b>	460	<b>595</b>
			====	====	====	====	====
Scratch Total			<b>568</b>	<b>560</b>	<b>548</b>	<b>1676</b>	<b>1676</b>
Handicap			206	206	206		618
Total			<b>774</b>	766	<b>754</b>	<b>1676</b>	<b>2294</b>
Team Points Won			1.0	0.0	1.0	3.0	3.0
Match Points Won			0.0	0.0	0.0	3.0	3.0
Total Points Won			1.0	0.0	1.0	6.0	6.0

#### Lane 5 1 - Versatile Roofing Week 15 1/5/2024

Name	Old	Old	HDCP				
	Avg	HDCP	-1-	-2-	-3-	Total	Total
Sandy L. Hauver	81	107	<b>86</b>	<b>85</b>	<b>88</b>	259	<b>580</b>
Gala Z. Sesna	107	83	96	<b>121</b>	<b>110</b>	327	<b>576</b>
Emilie E. Adamson	112	79	101	<b>136</b>	<b>155</b>	392	<b>629</b>
Barb Farber	142	52	<b>150</b>	<b>177</b>	<b>144</b>	471	<b>627</b>
			====	====	====	====	====
Scratch Total			<b>433</b>	<b>519</b>	<b>497</b>	<b>1449</b>	<b>1449</b>
Handicap			321	321	321		963
Total			<b>754</b>	<b>840</b>	<b>818</b>	<b>1449</b>	<b>2412</b>
Team Points Won			1.0	1.0	1.0	4.0	4.0
Match Points Won			0.0	0.0	0.0	5.0	5.0
Total Points Won			1.0	1.0	1.0	9.0	9.0

#### Lane 4 5 - Pediatric Dental Specialists Week 15 1/5/2024

Name	Old	Old	HDCP				
	Avg	HDCP	-1-	-2-	-3-	Total	Total
Etha J. Griffin	121	71	127	<b>131</b>	98	356	569
Eileen M. McLaughlin	124	68	<b>119</b>	<b>114</b>	<b>125</b>	358	<b>562</b>
Bev Walton	129	63	<b>146</b>	<b>157</b>	<b>136</b>	439	<b>628</b>
Cindy Gibbons	156	39	132	133	123	388	505
			====	====	====	====	====
Scratch Total			524	535	482	1541	1541
Handicap			241	241	241		723
Total			765	<b>776</b>	723	1541	2264
Team Points Won			0.0	1.0	0.0	1.0	1.0
Match Points Won			0.0	0.0	0.0	2.0	2.0
Total Points Won			0.0	1.0	0.0	3.0	3.0

#### Lane 6 6 - Bye Team Week 15 1/5/2024

Name	Old	Old	HDCP				
	Avg	HDCP	-1-	-2-	-3-	Total	Total
No one bowled							

# Pinette 2023-24

## Big Apple Fun Center

### Match Points Won (This Week) -- Week 15

**Lane 1 2 - Dames of the Game** Week 15 1/5/2024

Name	Last Wk Won	Last Wk Lost	HDCP -1-	HDCP -2-	HDCP -3-	HDCP Total
Carol J. Fenstermacher		1.0	168	189	182	539
DeAnn M. Brickner	1.0		183	195	190	568
Allie E. Moore	1.0		214	200	213	627
Rebecca L. McPherson	2.0		168	186	216	570
			=====	=====	=====	=====
Scratch Total			536	573	604	1713
Handicap			197	197	197	591
Total			733	770	801	2304
Team Points Won			0.0	1.0	1.0	3.0
Match Points Won			0.0	0.0	0.0	4.0
Total Points Won			0.0	1.0	1.0	7.0

**Lane 3 3 - Turner Body Shop** Week 15 1/5/2024

Name	Last Wk Won	Last Wk Lost	HDCP -1-	HDCP -2-	HDCP -3-	HDCP Total
Karen L. Lopez	1.0		202	183	214	599
Beth A. Carr		1.0	174	174	174	522
Wanda M. Westphalen		1.0	187	206	185	578
Jacque L. Slagle	2.0		211	203	181	595
			=====	=====	=====	=====
Scratch Total			568	560	548	1676
Handicap			206	206	206	618
Total			774	766	754	2294
Team Points Won			1.0	0.0	1.0	3.0
Match Points Won			0.0	0.0	0.0	3.0
Total Points Won			1.0	0.0	1.0	6.0

**Lane 4 5 - Pediatric Dental Specialists** Week 15 1/5/2024

Name	Last Wk Won	Last Wk Lost	HDCP -1-	HDCP -2-	HDCP -3-	HDCP Total
Etha J. Griffin		1.0	198	202	169	569
Eileen M. McLaughlin	1.0		187	182	193	562
Bev Walton	1.0		209	220	199	628
Cindy Gibbons		1.0	171	172	162	505
			=====	=====	=====	=====
Scratch Total			524	535	482	1541
Handicap			241	241	241	723
Total			765	776	723	2264
Team Points Won			0.0	1.0	0.0	1.0
Match Points Won			0.0	0.0	0.0	2.0
Total Points Won			0.0	1.0	0.0	3.0

**Lane 2 4 - Hilton's Pin Buster** Week 15 1/5/2024

Name	Last Wk Won	Last Wk Lost	HDCP -1-	HDCP -2-	HDCP -3-	HDCP Total
Linda K. Johnson	1.0		181	175	187	543
Sue A. Janssen		1.0	178	215	166	559
Tammie J. Runions		1.0	206	192	187	585
Denae L. Washington		1.0	175	182	174	531
			=====	=====	=====	=====
Scratch Total			502	526	476	1504
Handicap			238	238	238	714
Total			740	764	714	2218
Team Points Won			1.0	0.0	0.0	1.0
Match Points Won			0.0	0.0	0.0	1.0
Total Points Won			1.0	0.0	0.0	2.0

**Lane 5 1 - Versatile Roofing** Week 15 1/5/2024

Name	Last Wk Won	Last Wk Lost	HDCP -1-	HDCP -2-	HDCP -3-	HDCP Total
Sandy L. Hauver	1.0		193	192	195	580
Gala Z. Sesna	1.0		179	204	193	576
Emilie E. Adamson	1.0		180	215	234	629
Barb Farber	2.0		202	229	196	627
			=====	=====	=====	=====
Scratch Total			433	519	497	1449
Handicap			321	321	321	963
Total			754	840	818	2412
Team Points Won			1.0	1.0	1.0	4.0
Match Points Won			0.0	0.0	0.0	5.0
Total Points Won			1.0	1.0	1.0	9.0

**Lane 6 6 - Bye Team** Week 15 1/5/2024

Name	Last Wk Won	Last Wk Lost	HDCP -1-	HDCP -2-	HDCP -3-	HDCP Total
No one bowled						

# Pinette 2023-24

## Big Apple Fun Center

### Match Points Won (Total for Year)

Name	Points		%Won	Avg	Gms	Name	Points		%Won	Avg	Gms
	Won	Lost					Won	Lost			
Denae L. Washington	19.0	5.0	79.17%	153	45	Bev Walton	7.0	5.0	58.33%	131	36
Rebecca L. McPherson	18.0	6.0	75.00%	184	39	Helen M. Bockerman	7.0	5.0	58.33%	122	33
Nicole J. Mulroney	17.0	3.0	85.00%	169	36	Wanda M. Westphalen	6.0	9.0	40.00%	146	45
Barb Farber	11.0	7.0	61.11%	143	39	Etha J. Griffin	6.0	6.0	50.00%	121	33
Linda K. Johnson	11.0	4.0	73.33%	120	45	Sheri J. Londer	6.0	5.0	54.55%	127	33
Jacque L. Slagle	11.0	5.0	68.75%	149	42	Angie C. Hauserman	5.0	1.0	83.33%	127	15
Allie E. Moore	10.0	2.0	83.33%	168	33	Sue A. Janssen	5.0	10.0	33.33%	125	39
Sandy L. Hauver	9.0	5.0	64.29%	82	41	Lindsay L. McLaughlin	4.0	4.0	50.00%	131	24
Emilie E. Adamson	8.0	6.0	57.14%	113	42	DeAnn M. Brickner	4.0	1.0	80.00%	119	15
Eileen M. McLaughlin	8.0	4.0	66.67%	124	33	Beth A. Carr	3.0	2.0	60.00%	141	12
Cindy Gibbons	8.0	7.0	53.33%	153	33	Susie Larson	2.0		100.00%	136	6
Carol J. Fenstermacher	8.0	6.0	57.14%	108	42	Sue Isaac	2.0	3.0	40.00%	89	15
Gala Z. Sesna	8.0	5.0	61.54%	107	39	Janet E. Anderson	1.0	2.0	33.33%	118	9
Karen L. Lopez	8.0	7.0	53.33%	133	42	Tammie J. Runions		1.0	0.00%	bk132	3

# Pinette 2023-24

## Big Apple Fun Center

\* Bowlers listed must have a minimum of 1 games.

### Change in Average

Name	-----Old-----		Old				---Average Change---				Weekly Over Avg
	Pins	Games	Avg	-1-	-2-	-3-	Total	New	Old	---> +/-	Series Avg +/-
Emilie E. Adamson	4395	39	112	101	<b>136</b>	<b>155</b>	392	113.98	- 112.69	= 1.28	392 - 336=56
Janet E. Anderson	1068	9	118				0	118.67	- 118.67	= 0.00	
Helen M. Bockerman	4055	33	122				0	122.88	- 122.88	= 0.00	
DeAnn M. Brickner	1433	12	119	<b>111</b>	123	<b>118</b>	352	119.00	- 119.42	= -0.42	352 - 357=-5
Beth A. Carr	1697	12	141	a121	a121	a121	363	141.42	- 141.42	= 0.00	
Barb Farber	5116	36	142	<b>150</b>	<b>177</b>	<b>144</b>	471	143.26	- 142.11	= 1.15	471 - 426=45
Carol J. Fenstermacher	4269	39	109	87	<b>108</b>	101	296	108.69	- 109.46	= -0.77	296 - 327=-31
Cindy Gibbons	4691	30	156	132	133	123	388	153.91	- 156.37	= -2.46	388 - 468=-80
Etha J. Griffin	3643	30	121	127	<b>131</b>	98	356	121.18	- 121.43	= -0.25	356 - 363=-7
Angie C. Hauserman	1914	15	127				0	127.60	- 127.60	= 0.00	
Sandy L. Hauver	3114	38	81	<b>86</b>	<b>85</b>	<b>88</b>	259	82.27	- 81.95	= 0.32	259 - 243=16
Sue Isaac	1347	15	89				0	89.80	- 89.80	= 0.00	
Sue A. Janssen	4547	36	126	112	<b>149</b>	100	361	125.85	- 126.31	= -0.46	361 - 378=-17
Linda K. Johnson	5104	42	121	<b>110</b>	104	<b>116</b>	330	120.76	- 121.52	= -0.77	330 - 363=-33
Susie Larson	818	6	136				0	136.33	- 136.33	= 0.00	
Sheri J. Londer	4191	33	127				0	127.00	- 127.00	= 0.00	
Karen L. Lopez	5207	39	133	<b>142</b>	123	<b>154</b>	419	133.95	- 133.51	= 0.44	419 - 399=20
Eileen M. McLaughlin	3741	30	124	<b>119</b>	<b>114</b>	<b>125</b>	358	124.21	- 124.70	= -0.49	358 - 372=-14
Lindsay L. McLaughlin	3162	24	131				0	131.75	- 131.75	= 0.00	
Rebecca L. McPherson	6657	36	184	154	<b>172</b>	<b>202</b>	528	184.23	- 184.92	= -0.69	528 - 552=-24
Allie E. Moore	5007	30	166	<b>184</b>	<b>170</b>	<b>183</b>	537	168.00	- 166.90	= 1.10	537 - 498=39
Nicole J. Mulroney	6114	36	169				0	169.83	- 169.83	= 0.00	
Tammie J. Runions	0	0	bk132	145	131	126	402	134.00	- 0.00	= 134.00	402 - 396=6
Gala Z. Sesna	3878	36	107	<b>96</b>	<b>121</b>	<b>110</b>	327	107.82	- 107.72	= 0.10	327 - 321=6
Jacquie L. Slagle	5817	39	149	<b>166</b>	<b>158</b>	<b>136</b>	460	149.45	- 149.15	= 0.30	460 - 447=13
Bev Walton	4279	33	129	<b>146</b>	<b>157</b>	<b>136</b>	439	131.06	- 129.67	= 1.39	439 - 387=52
Denae L. Washington	6512	42	155	<b>135</b>	142	134	411	153.84	- 155.05	= -1.20	411 - 465=-54
Wanda M. Westphalen	6173	42	146	139	158	137	434	146.82	- 146.98	= -0.15	434 - 438=-4

# Pinette 2023-24

## Big Apple Fun Center

\* Bowlers listed must have a minimum of 1 games.

### High Average Listing

	<u>Name</u>	<u>True Average</u>	<u>Pins</u>	<u>Gms</u>	<u>To Raise Avg +1</u>	<u>To Drop Avg -1</u>
1	Rebecca L. McPherson	184.23	7185	39	585	542
2	Nicole J. Mulrone	169.83	6114	36	516	476
3	Allie E. Moore	168.00	5544	33	540	503
4	Cindy Gibbons	153.91	5079	33	465	428
5	Denae L. Washington	153.84	6923	45	469	420
6	Jacque L. Slagle	149.45	6277	42	473	427
7	Wanda M. Westphalen	146.82	6607	45	449	400
8	Barb Farber	143.26	5587	39	461	418
9	Beth A. Carr	141.42	1697	12	433	417
10	Susie Larson	136.33	818	6	415	405
11	Tammie J. Runions	134.00	402	3	408	401
12	Karen L. Lopez	133.95	5626	42	404	358
13	Lindsay L. McLaughlin	131.75	3162	24	402	374
14	Bev Walton	131.06	4718	36	430	390
15	Angie C. Hauserman	127.60	1914	15	390	371
16	Sheri J. Londer	127.00	4191	33	417	380
17	Sue A. Janssen	125.85	4908	39	384	341
18	Eileen M. McLaughlin	124.21	4099	33	401	364
19	Helen M. Bockerman	122.88	4055	33	373	336
20	Etha J. Griffin	121.18	3999	33	393	356
21	Linda K. Johnson	120.76	5434	45	374	325
22	DeAnn M. Brickner	119.00	1785	15	375	356
23	Janet E. Anderson	118.67	1068	9	360	347
24	Emilie E. Adamson	113.98	4787	42	343	297
25	Carol J. Fenstermacher	108.69	4565	42	340	294
26	Gala Z. Sesna	107.82	4205	39	331	288
27	Sue Isaac	89.80	1347	15	273	254
28	Sandy L. Hauver	82.27	3373	41	279	234



# Pinette 2023-24

## Big Apple Fun Center

\* Bowlers listed must have a minimum of 22 games.

Note: This report includes information through January 5 which is Week 15 of 31

### Most Improved Averages

<u>Name</u>	<u>True Average</u>	<u>Most Improved Avg</u>	<u>+/-</u>	<u>Name</u>	<u>True Average</u>	<u>Most Improved Avg</u>	<u>+/-</u>
Gala Z. Sesna	107.82	98	+9.82	Lindsay L. McLaughlin	131.75	132	-0.25
Bev Walton	131.06	125	+6.06	Emilie E. Adamson	113.98	115	-1.02
Allie E. Moore	168.00	163	+5.00	Helen M. Bockerman	122.88	124	-1.12
Denae L. Washington	153.84	149	+4.84	Sheri J. Londer	127.00	129	-2.00
Karen L. Lopez	133.95	131	+2.95	Jacquie L. Slagle	149.45	152	-2.55
Linda K. Johnson	120.76	118	+2.76	Carol J. Fenstermacher	108.69	112	-3.31
Eileen M. McLaughlin	124.21	122	+2.21	Cindy Gibbons	153.91	158	-4.09
Sandy L. Hauver	82.27	81	+1.27	Sue A. Janssen	125.85	130	-4.15
Etha J. Griffin	121.18	120	+1.18	Rebecca L. McPherson	184.23	189	-4.77
Nicole J. Mulroney	169.83	169	+0.83	Wanda M. Westphalen	146.82	152	-5.18
Barb Farber	143.26	143	+0.26				

# Pinette 2023-24

## Big Apple Fun Center

\* Bowlers listed must have a minimum of 1 games.

### Most Pins Over Average

Name	-----Old-----		Old				---Average Change---			Weekly Over Avg
	Pins	Games	Avg	-1-	-2-	-3-	Total	New - Old	---> +/-	Series Avg +/-
Emilie E. Adamson	4395	39	112	101	<b>136</b>	<b>155</b>	392	113.98 - 112.69	= 1.28	392 - 336=56
Bev Walton	4279	33	129	<b>146</b>	<b>157</b>	<b>136</b>	439	131.06 - 129.67	= 1.39	439 - 387=52
Barb Farber	5116	36	142	<b>150</b>	<b>177</b>	<b>144</b>	471	143.26 - 142.11	= 1.15	471 - 426=45
Allie E. Moore	5007	30	166	<b>184</b>	<b>170</b>	<b>183</b>	537	168.00 - 166.90	= 1.10	537 - 498=39
Karen L. Lopez	5207	39	133	<b>142</b>	123	<b>154</b>	419	133.95 - 133.51	= 0.44	419 - 399=20
Sandy L. Hauver	3114	38	81	<b>86</b>	<b>85</b>	<b>88</b>	259	82.27 - 81.95	= 0.32	259 - 243=16
Jacquie L. Slagle	5817	39	149	<b>166</b>	<b>158</b>	<b>136</b>	460	149.45 - 149.15	= 0.30	460 - 447=13
Gala Z. Sesna	3878	36	107	96	<b>121</b>	<b>110</b>	327	107.82 - 107.72	= 0.10	327 - 321=6
Tammie J. Runions	0	0	bk132	145	131	126	402	134.00 - 0.00	= 134.00	402 - 396=6
Wanda M. Westphalen	6173	42	146	139	158	137	434	146.82 - 146.98	= -0.15	434 - 438=-4
DeAnn M. Brickner	1433	12	119	<b>111</b>	123	<b>118</b>	352	119.00 - 119.42	= -0.42	352 - 357=-5
Etha J. Griffin	3643	30	121	127	<b>131</b>	98	356	121.18 - 121.43	= -0.25	356 - 363=-7
Eileen M. McLaughlin	3741	30	124	<b>119</b>	<b>114</b>	<b>125</b>	358	124.21 - 124.70	= -0.49	358 - 372=-14
Sue A. Janssen	4547	36	126	112	<b>149</b>	100	361	125.85 - 126.31	= -0.46	361 - 378=-17
Rebecca L. McPherson	6657	36	184	154	<b>172</b>	<b>202</b>	528	184.23 - 184.92	= -0.69	528 - 552=-24
Carol J. Fenstermacher	4269	39	109	87	<b>108</b>	101	296	108.69 - 109.46	= -0.77	296 - 327=-31
Linda K. Johnson	5104	42	121	<b>110</b>	104	<b>116</b>	330	120.76 - 121.52	= -0.77	330 - 363=-33
Denae L. Washington	6512	42	155	<b>135</b>	142	134	411	153.84 - 155.05	= -1.20	411 - 465=-54
Cindy Gibbons	4691	30	156	132	133	123	388	153.91 - 156.37	= -2.46	388 - 468=-80

# Pinette 2023-24

## Big Apple Fun Center

This report is for scores bowled January 5 which is Week 15 of 31

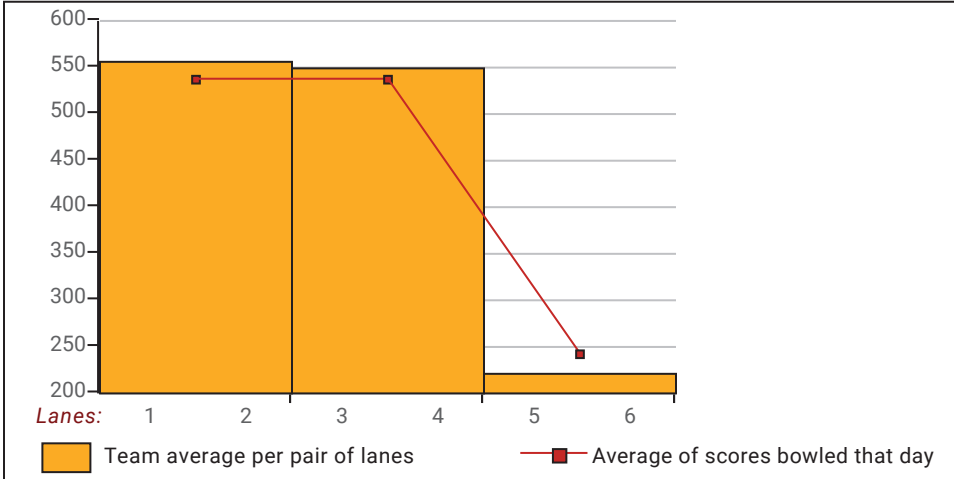
### This Week's Statistics: Lefties vs Righties

Unless designated left handed, bowlers are considered right handed.

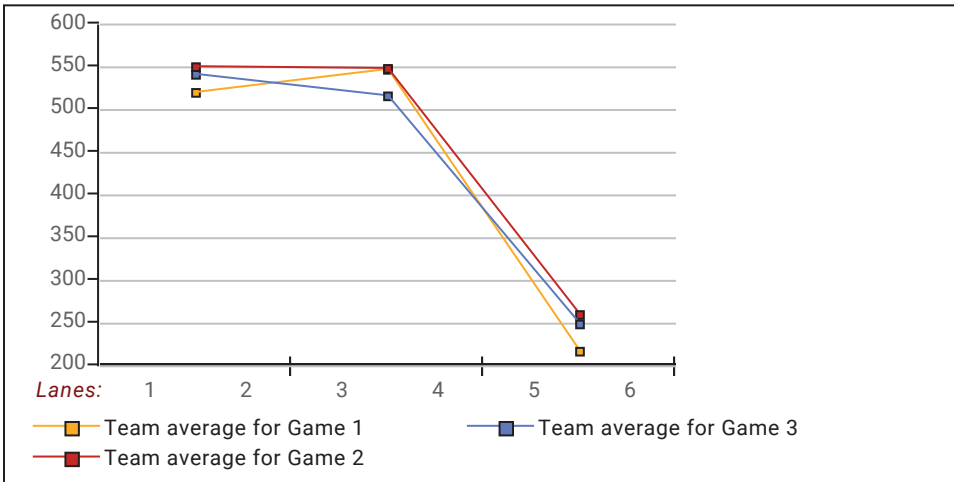
	Over All	Right	Left
How many people bowled	19	19	0
Number of games bowled	57	57	0
Actual average of week's scores	131.93	131.93	0.00
How many games above average	28	28	0
How many games below average	29	29	0
Pins above/below average per game	-0.28	-0.28	0.00
How many people raised average	9	9	--
by this amount	0.90	0.90	0.00
How many people went down	10	10	--
by this amount	-0.77	-0.77	0.00
League average before bowling	132.73	132.73	0.00
League average after bowling	132.75	132.75	0.00
Change in league average	0.02	0.02	0.00
800s	--	--	--
775s	--	--	--
750s	--	--	--
725s	--	--	--
700s	--	--	--
675s	--	--	--
650s	--	--	--
625s	--	--	--
600s	--	--	--
575s	--	--	--
550s	--	--	--
525s	2	2	--
500s	--	--	--
475s	--	--	--
450s	2	2	--
425s	2	2	--
400s	3	3	--
below 400	10	10	--
300s	--	--	--
275s	--	--	--
250s	--	--	--
225s	--	--	--
200s	1	1	--
175s	3	3	--
150s	10	10	--
125s	20	20	--
100s	17	17	--
below 100	6	6	--

This report is for scores bowled January 5 which is Week 15 of 31

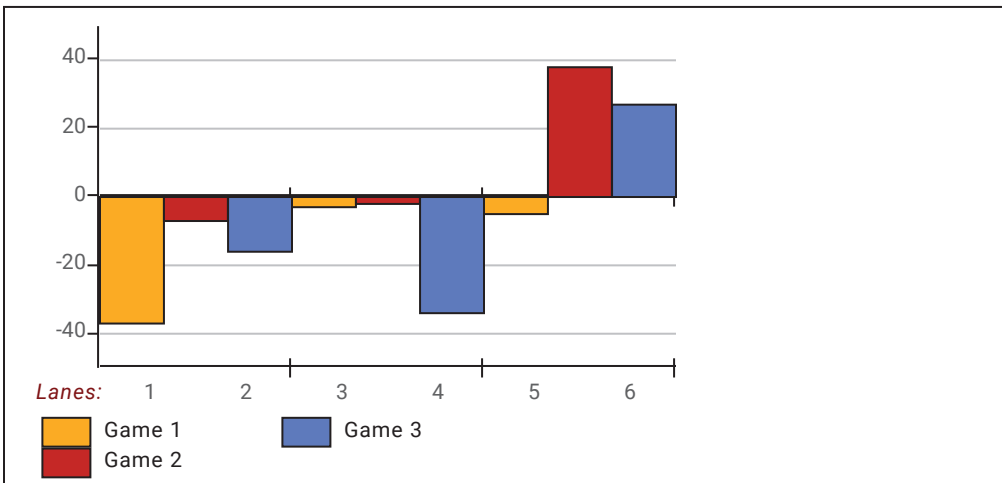
**Team Average vs Avg of Scores**



**Average of Scores for Each Game**

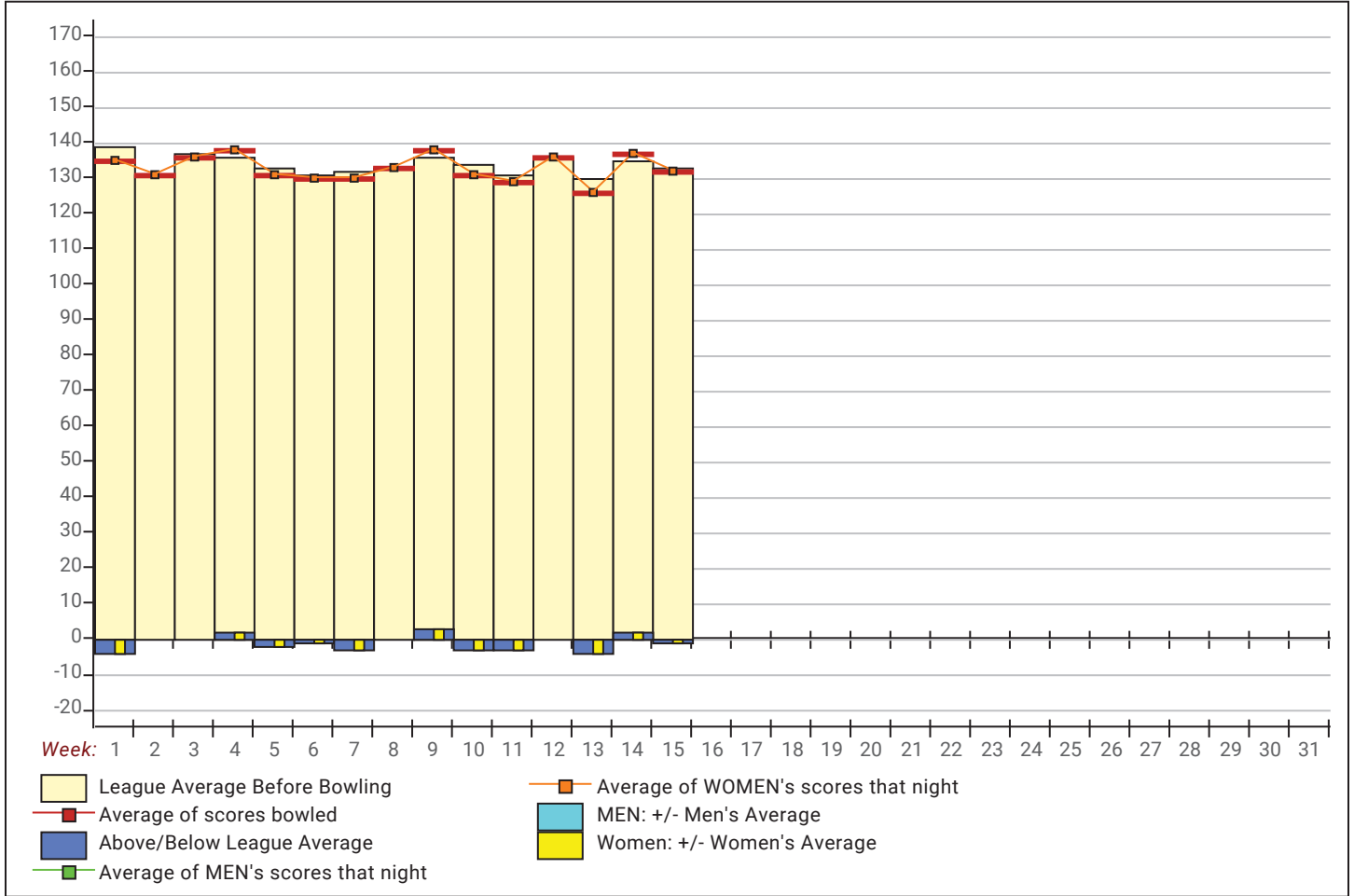


**Amount Over/Under Team Average**



This report is for scores bowled January 5 which is Week 15 of 31

**League Average Week-by-Week**



**League Average Statistics for Last Week**

	League	Right Hand	Left Hand
League Average Before Bowling	132.73	132.73	
Average of scores bowled that night	131.93	131.93	
New League Average After Bowling	132.75	132.75	
Change in League Average	.02	.02	
People Who Bowled Over Average	9	9	
People Who Bowled Under Average	10	10	
Average Amount of Series Over Avg	28.11	28.11	
Average Amount of Series Under Avg	-26.90	-26.90	
Difference Avg, NiteAvg	-.28	-.28	
Number of Bowlers	19	19	
Number of Games Bowled	57	57	
People Who Raised Their Average	9	9	
Raised By an Average of This Amount	.90	.90	
People Who Lowered Their Average	10	10	
Lowered By an Average of This Amou	-.77	-.77	
Number of Games Bowled Over Avera	28	28	
Number of Games Bowled Under Avera	29	29	

*Note: Averages are based only on people who bowled.*

# Press Release -- 1/6/2024

1/5/2024 Week 15 of 31

## Pinette 2023-24

Friday 6:30 pm

**Big Apple Fun Center**

Lanes 1 - 6

### Team Standings

Place	Team Name	Avg	Points	Points	Year-To-Date	Y-T-D
		p/gm	Won	Lost	WON	LOST
1	Dames of the Game	561	91	44	91	44
2	Hilton's Pin Buster	529	78	57	78	57
3	Turner Body Shop	592	77	58	77	58
4	Versatile Roofing	440	74	61	74	61
5	Pediatric Dental Specialists	525	67	68	67	68
6	Bye Team		18	117	18	117

\*\*\* Although not shown, standings are determined by points only for the current split

### Last Week's Top Scores

Scratch Game		Scratch Series		Handicap Game		Handicap Series	
202	Rebecca McPherson	537	Allie Moore	234	Emilie Adamson	629	Emilie Adamson
184	Allie Moore	528	Rebecca McPherson	229	Barb Farber	628	Bev Walton
177	Barb Farber	471	Barb Farber	220	Bev Walton	627	Barb Farber
166	Jacquie Slagle	460	Jacquie Slagle	216	Rebecca McPherson	627	Allie Moore
158	Wanda Westphalen	439	Bev Walton	215	Sue Janssen	599	Karen Lopez
157	Bev Walton	434	Wanda Westphalen	214	Allie Moore	595	Jacquie Slagle
155	Emilie Adamson	419	Karen Lopez	214	Karen Lopez	585	Tammie Runions
154	Karen Lopez	411	Denae Washington	211	Jacquie Slagle	580	Sandy Hauver
149	Sue Janssen	402	Tammie Runions	206	Wanda Westphalen	578	Wanda Westphalen
145	Tammie Runions	392	Emilie Adamson	206	Tammie Runions	576	Gala Sesna

### Local and Bowling Center Awards

Name	USBC	Award	Award	G1	G2	G3	Series	Award	Award Received
	ID Number	Average	Games					Score	
Emilie E. Adamson	4132-1518 USBC	112	39	101	136	155	392	155	150 Game (Local Assoc. Awards)

# Pinette 2023-24

Friday 6:30 pm

## Big Apple Fun Center

Lanes 1 - 6

President: Sue Janssen (308)627-5609  
 Vice President: Bev Walton (308)234-3987  
 Secretary/Treasurer: Rebecca McPherson (402)984-0342

### Team Standings

Place	#	Team Name	Points Won	Points Lost	%Won	Pins + HDCP	Scratch Pins	Avg p/gm	High Game	High Sers	HDCP Game	HDCP Sers
1	1	Versatile Roofing	85	50	63.0	69830	41324	459	563	1555	864	2509
2	4	Hilton's Pin Buster	82½	52½	61.1	69463	48133	534	634	1746	874	2457
3	2	Dames of the Game	82	53	60.7	69322	50971	566	702	1988	899	2579
4	3	Turner Body Shop	80	55	59.3	69690	53628	595	719	1928	893	2446
5	5	Pediatric Dental Specialists	48½	86½	35.9	66219	44379	510	631	1679	866	2431
6	6	Bye Team	27	108		0	0		0	0	0	0

### Review of Last Week's Bowling....

Lanes	Team Name	HDCP -1-	HDCP -2-	HDCP -3-	HDCP Total	Last Wk WON	Team Name	HDCP -1-	HDCP -2-	HDCP -3-	HDCP Total	Last Wk WON
1-2	Versatile Roofing	755	783	757	2295	5	<---> Dames of the Game	757	777	742	2276	4
3-4	Hilton's Pin Buster	773	755	771	2299	5½	<---> Turner Body Shop	696	771	718	2185	3½
5-6	Pediatric Dental Speci	752	742	741	2205	6	<---> Bye Team	0	0	0	0	3

### Lane Assignments

? - ?  
 Wk31 05/03 2- 1 League Championship Playoff

### Last Week's Top Scores

Team Scratch Game		Team Scratch Series		Team Handicap Game		Team Handicap Series	
594	Turner Body Shop	1697	Dames of the Game	783	Versatile Roofing	2299	Hilton's Pin Buster
584	Dames of the Game	1654	Turner Body Shop	777	Dames of the Game	2295	Versatile Roofing
539	Hilton's Pin Buster	1597	Hilton's Pin Buster	773	Hilton's Pin Buster	2276	Dames of the Gam
509	Pediatric Dental Specialist	1476	Pediatric Dental Specialist	771	Turner Body Shop	2205	Pediatric Dental Sp
485	Versatile Roofing	1401	Versatile Roofing	752	Pediatric Dental Specialist	2185	Turner Body Shop
Scratch Game		Scratch Series		Handicap Game		Handicap Series	
202	Allie Moore	537	Allie Moore	230	Allie Moore	626	Gala Sesna
201	Rebecca McPherson	527	Rebecca McPherson	227	Barb Farber	621	Allie Moore
192	Nicole Mulroney	498	Nicole Mulroney	224	Bev Walton	612	Barb Farber
182	Barb Farber	477	Barb Farber	221	Nicole Mulroney	604	Linda Johnson
170	Wanda Westphalen	449	Denae Washington	221	Karen Lopez	587	Tammie Runions
166	Karen Lopez	422	Tammie Runions	218	Wanda Westphalen	585	Nicole Mulroney
165	Bev Walton	413	Karen Lopez	218	Linda Johnson	583	Sheri Londer
160	Tammie Runions	404	Wanda Westphalen	216	Rebecca McPherson	580	Bev Walton
159	Denae Washington	404	Gala Sesna	215	Tammie Runions	578	Karen Lopez
146	Linda Johnson	403	Bev Walton	211	Gala Sesna	572	Rebecca McPherson

### Season High Scores

Team Scratch Game		Team Scratch Series		Team Handicap Game		Team Handicap Series	
719	Turner Body Shop	1988	Dames of the Game	899	Dames of the Game	2579	Dames of the Gam
702	Dames of the Game	1928	Turner Body Shop	893	Turner Body Shop	2509	Versatile Roofing
634	Hilton's Pin Buster	1746	Hilton's Pin Buster	874	Hilton's Pin Buster	2457	Hilton's Pin Buster
631	Pediatric Dental Specialist	1679	Pediatric Dental Specialist	866	Pediatric Dental Specialist	2446	Turner Body Shop
563	Versatile Roofing	1555	Versatile Roofing	864	Versatile Roofing	2431	Pediatric Dental Sp

*Bowlers must have completed a minimum of 21 games to be eligible for any league award.*

**Season High Scores - Continued**

Scratch Game		Scratch Series		Handicap Game		Handicap Series	
266	Allie Moore	638	Allie Moore	295	Allie Moore	725	Allie Moore
247	Rebecca McPherson	628	Rebecca McPherson	276	Bev Walton	695	Denae Washington
221	Denae Washington	563	Denae Washington	263	Denae Washington	689	Bev Walton
214	Bev Walton	553	Nicole Mulroney	263	Rebecca McPherson	686	Tammie Runions
211	Nicole Mulroney	543	Jacque Slagle	252	Sheri Londer	679	Karen Lopez
202	Jacque Slagle	526	Barb Farber	249	DeAnn Brickner	678	Jacque Slagle
197	Wanda Westphalen	524	Cindy Gibbons	246	Tammie Runions	677	DeAnn Brickner
197	Cindy Gibbons	522	Wanda Westphalen	246	Helen Bockerman	677	Gala Sesna
194	Barb Farber	512	Tammie Runions	244	Jacque Slagle	676	Rebecca McPherson
189	Tammie Runions	503	Bev Walton	243	Lindsay McLaughlin	675	Sheri Londer
				243	Barb Farber		

**Team Rosters**

**1 - Versatile Roofing**

Name	Avg	HDCP	Pins	Gms	Points Won	High Game	High Sers	HDCP Game	HDCP Sers	Most Improved Avg +/-	To Raise Avg +1	To Drop Avg -1	Weekly Over Avg Series Avg +/-
Sandy L. Hauver	82	106	6237	76	17.0	112	290	219	611	81 +1.07	320	240	188 - 246=-58
Sue Isaac	90	99	2173	24	3.0	123	305	222	605	90 +0.54	284	256	
Emilie E. Adamson	117	74	9541	81	14.0	160	438	235	663	115 +2.79	371	286	332 - 354=-22
Gala Z. Sesna	118	73	9563	81	19.0	153	428	240	677	98 +20.06	433	348	404 - 351=53
Barb Farber	150	45	12166	81	31.0	194	526	243	656	143 +7.20	518	433	477 - 447=30

**2 - Dames of the Game**

Name	Avg	HDCP	Pins	Gms	Points Won	High Game	High Sers	HDCP Game	HDCP Sers	Most Improved Avg +/-	To Raise Avg +1	To Drop Avg -1	Weekly Over Avg Series Avg +/-
Carol J. Fenstermacher	106	84	8978	84	15.0	149	398	227	632	112 -5.12	331	243	297 - 321=-24
Helen M. Bockerman	123	69	6660	54	12.0	176	402	246	609	124 -0.67	408	350	
DeAnn M. Brickner	124	68	6716	54	13.0	177	467	249	677	122 +2.37	409	351	336 - 375=-39
Allie E. Moore	169	27	10504	62	20.0	266	638	295	725	163 +6.42	546	480	537 - 504=33
Rebecca L. McPherson	182	16	15363	84	35.0	247	628	263	676	189 -6.11	558	470	527 - 549=-22

**3 - Turner Body Shop**

Name	Avg	HDCP	Pins	Gms	Points Won	High Game	High Sers	HDCP Game	HDCP Sers	Most Improved Avg +/-	To Raise Avg +1	To Drop Avg -1	Weekly Over Avg Series Avg +/-
Beth A. Carr	135	58	3251	24	5.0	181	469	240	652	136 -0.54	421	393	
Karen L. Lopez	138	55	11194	81	17.0	185	502	242	679	131 +7.20	482	397	413 - 414=-1
Wanda M. Westphalen	146	48	12738	87	16.5	197	522	242	658	152 -5.59	492	401	404 - 438=-34
Jacque L. Slagle	149	45	12997	87	19.5	202	543	244	678	152 -2.61	503	412	339 - 450=-111
Nicole J. Mulroney	167	29	13085	78	31.0	211	553	240	635	169 -1.24	523	441	498 - 501=-3

**4 - Hilton's Pin Buster**

Name	Avg	HDCP	Pins	Gms	Points Won	High Game	High Sers	HDCP Game	HDCP Sers	Most Improved Avg +/-	To Raise Avg +1	To Drop Avg -1	Weekly Over Avg Series Avg +/-
Linda K. Johnson	120	72	10873	90	20.0	156	416	228	632	118 +2.81	380	286	388 - 360=28
Sue A. Janssen	121	71	9490	78	10.5	167	435	233	639	130 -8.33	392	310	338 - 366=-28
Lindsay L. McLaughlin	134	59	5245	39	9.0	182	462	243	645	132 +2.49	425	382	
Susie Larson	136	57	818	6	2.0	152	415	207	580		415	405	
Tammie J. Runions	138	55	5000	36	6.0	189	512	246	686	136 +2.89	421	381	422 - 414=8
Denae L. Washington	158	37	14262	90	38.0	221	563	263	695	149 +9.47	525	431	449 - 474=-25

**5 - Pediatric Dental Specialists**

Name	Avg	HDCP	Pins	Gms	Points Won	High Game	High Sers	HDCP Game	HDCP Sers	Most Improved Avg +/-	To Raise Avg +1	To Drop Avg -1	Weekly Over Avg Series Avg +/-
Eileen M. McLaughlin	120	72	8693	72	15.0	160	422	231	625	122 -1.26	382	306	325 - 363=-38
Etha J. Griffin	121	71	8375	69	11.0	173	404	240	617	120 +1.38	409	336	
Sheri J. Londer	126	66	9111	72	13.0	184	471	252	675	129 -2.46	414	338	385 - 378=7
Bev Walton	134	59	7660	57	13.5	214	503	276	689	125 +9.39	440	379	403 - 402=1
Cindy Gibbons	146	48	7897	54	11.0	197	524	233	641	158 -11.76	482	424	363 - 441=-78

**6 - Bye Team**



**Temporary Substitutes**

<u>Name</u>	<u>Avg</u>	<u>HDCP</u>	<u>Pins</u>	<u>Gms</u>	<u>Points Won</u>	<u>High Game</u>	<u>High Sers</u>	<u>HDCP Game</u>	<u>HDCP Sers</u>	<u>Most Improved Avg +/-</u>	<u>To Raise Avg +1</u>	<u>To Drop Avg -1</u>	<u>Weekly Over Avg Series Avg +/-</u>
Janet E. Anderson	118	73	1068	9	1.0	155	426	238	675		360	347	
Angie C. Hauserman	130	63	2349	18	6.0	158	444	224	633		402	380	

**High Individual Match Points**

38	Denae Washington	35	Rebecca McPherson	31	Barb Farber	31	Nicole Mulroney
20	Allie Moore	20	Linda Johnson	19.5	Jacquie Slagle	19	Gala Sesna
17	Karen Lopez	17	Sandy Hauver	16.5	Wanda Westphalen	15	Eileen McLaughlin

**Individual High Averages**

182.89	Rebecca McPherson	169.42	Allie Moore	167.76	Nicole Mulroney	158.47	Denae Washington
150.20	Barb Farber	149.39	Jacquie Slagle	146.41	Wanda Westphalen	146.24	Cindy Gibbons
138.89	Tammie Runions	138.20	Karen Lopez	135.46	Beth Carr	134.49	Lindsay McLaughlin

**Most Improved Average**

98	to	118.06	= +20.06	Gala Sesna	149	to	158.47	= +9.47	Denae Washington	125	to	134.39	= +9.39	Bev Walton
143	to	150.20	= +7.20	Barb Farber	131	to	138.20	= +7.20	Karen Lopez	163	to	169.42	= +6.42	Allie Moore

**Most Un-Improved Averages**

158	to	146.24	= -11.76	Cindy Gibbons	130	to	121.67	= -8.33	Sue Janssen	189	to	182.89	= -6.11	Rebecca McPhers
152	to	146.41	= -5.59	Wanda Westphale	112	to	106.88	= -5.12	Carol Fenstermac	152	to	149.39	= -2.61	Jacquie Slagle

# Pinette 2023-24

## Big Apple Fun Center

### Reprint of Scores -- Week 30

**Lane 1 1 - Versatile Roofing** Week 30 4/26/2024

Name	Avg	Old HDCP	-1-	-2-	-3-	Total	HDCP Total
Sandy L. Hauver	82	106	72	58	58	188	506
Gala Z. Sesna	117	74	<b>131</b>	<b>136</b>	<b>137</b>	404	<b>626</b>
Emilie E. Adamson	118	73	115	109	108	332	551
Barb Farber	149	45	<b>139</b>	<b>182</b>	<b>156</b>	477	<b>612</b>
			====	====	====	====	====
Scratch Total			457	485	459	1401	1401
Handicap			298	298	298		894
Total			755	<b>783</b>	<b>757</b>	1401	<b>2295</b>
Team Points Won			0.0	1.0	1.0	3.0	3.0
Match Points Won			0.0	0.0	0.0	2.0	2.0
Total Points Won			0.0	1.0	1.0	5.0	5.0

**Lane 2 2 - Dames of the Game** Week 30 4/26/2024

Name	Avg	Old HDCP	-1-	-2-	-3-	Total	HDCP Total
Carol J. Fenstermacher	107	83	<b>100</b>	<b>98</b>	<b>99</b>	297	<b>546</b>
DeAnn M. Brickner	125	67	106	109	121	336	537
Allie E. Moore	168	28	<b>202</b>	<b>176</b>	<b>159</b>	537	<b>621</b>
Rebecca L. McPherson	183	15	156	201	170	527	572
			====	====	====	====	====
Scratch Total			564	584	549	1697	1697
Handicap			193	193	193		579
Total			757	777	742	1697	2276
Team Points Won			1.0	0.0	0.0	1.0	1.0
Match Points Won			0.0	0.0	0.0	3.0	3.0
Total Points Won			1.0	0.0	0.0	4.0	4.0

**Lane 3 4 - Hilton's Pin Buster** Week 30 4/26/2024

Name	Avg	Old HDCP	-1-	-2-	-3-	Total	HDCP Total
Linda K. Johnson	120	72	<b>119</b>	123	146	388	<b>604</b>
Sue A. Janssen	122	70	<b>125</b>	106	<b>107</b>	338	<b>548</b>
Tammie J. Runions	138	55	<b>137</b>	<b>160</b>	<b>125</b>	422	<b>587</b>
Denae L. Washington	158	37	158	132	<b>159</b>	449	560
			====	====	====	====	====
Scratch Total			539	521	537	1597	1597
Handicap			234	234	234		702
Total			773	755	<b>771</b>	1597	<b>2299</b>
Team Points Won			1.0	0.0	1.0	3.0	3.0
Match Points Won			0.0	0.0	0.0	2.5	2.5
Total Points Won			1.0	0.0	1.0	5.5	5.5

**Lane 4 3 - Turner Body Shop** Week 30 4/26/2024

Name	Avg	Old HDCP	-1-	-2-	-3-	Total	HDCP Total
Karen L. Lopez	138	55	101	<b>146</b>	<b>166</b>	413	578
Wanda M. Westphalen	146	48	126	<b>170</b>	108	404	<b>548</b>
Jacquie L. Slagle	150	45	100	119	120	339	474
Nicole J. Mulroney	167	29	<b>192</b>	<b>159</b>	147	498	<b>585</b>
			====	====	====	====	====
Scratch Total			519	594	541	1654	1654
Handicap			177	177	177		531
Total			696	<b>771</b>	718	1654	2185
Team Points Won			0.0	1.0	0.0	1.0	1.0
Match Points Won			0.0	0.0	0.0	2.5	2.5
Total Points Won			0.0	1.0	0.0	3.5	3.5

**Lane 5 5 - Pediatric Dental Specialists** Week 30 4/26/2024

Name	Avg	Old HDCP	-1-	-2-	-3-	Total	HDCP Total
Eileen M. McLaughlin	121	71	<b>113</b>	90	<b>122</b>	325	538
Sheri J. Londer	126	66	<b>142</b>	<b>130</b>	113	385	<b>583</b>
Bev Walton	134	59	123	115	<b>165</b>	403	<b>580</b>
Cindy Gibbons	147	47	131	134	98	363	504
			====	====	====	====	====
Scratch Total			509	469	498	1476	1476
Handicap			243	243	243		729
Total			752	712	<b>741</b>	1476	<b>2205</b>
Team Points Won			1.0	0.0	1.0	3.0	3.0
Match Points Won			0.0	0.0	0.0	3.0	3.0
Total Points Won			1.0	0.0	1.0	6.0	6.0

**Lane 6 6 - Bye Team** Week 30 4/26/2024

Name	Avg	Old HDCP	-1-	-2-	-3-	Total	HDCP Total
No one bowled							

# Pinette 2023-24

## Big Apple Fun Center

### Match Points Won (This Week) -- Week 30

**Lane 1 1 - Versatile Roofing** Week 30 4/26/2024

Name	Last Wk Won	Last Wk Lost	HDCP -1-	HDCP -2-	HDCP -3-	HDCP Total
Sandy L. Hauver		1.0	178	164	164	506
Gala Z. Sesna	1.0		<b>205</b>	<b>210</b>	<b>211</b>	<b>626</b>
Emilie E. Adamson		1.0	188	182	181	551
Barb Farber	1.0		<b>184</b>	<b>227</b>	<b>201</b>	<b>612</b>
			=====	=====	=====	=====
Scratch Total			457	485	459	1401
Handicap			298	298	298	894
Total			755	<b>783</b>	<b>757</b>	<b>2295</b>
Team Points Won			0.0	1.0	1.0	3.0
Match Points Won			0.0	0.0	0.0	2.0
Total Points Won			0.0	1.0	1.0	5.0

**Lane 2 2 - Dames of the Game** Week 30 4/26/2024

Name	Last Wk Won	Last Wk Lost	HDCP -1-	HDCP -2-	HDCP -3-	HDCP Total
Carol J. Fenstermacher	1.0		<b>183</b>	<b>181</b>	<b>182</b>	<b>546</b>
DeAnn M. Brickner		1.0	173	176	188	537
Allie E. Moore	2.0		<b>230</b>	<b>204</b>	<b>187</b>	<b>621</b>
Rebecca L. McPherson		1.0	171	216	185	572
			=====	=====	=====	=====
Scratch Total			564	584	549	1697
Handicap			193	193	193	579
Total			757	777	742	2276
Team Points Won			1.0	0.0	0.0	1.0
Match Points Won			0.0	0.0	0.0	3.0
Total Points Won			1.0	0.0	0.0	4.0

**Lane 3 4 - Hilton's Pin Buster** Week 30 4/26/2024

Name	Last Wk Won	Last Wk Lost	HDCP -1-	HDCP -2-	HDCP -3-	HDCP Total
Linda K. Johnson	1.0		<b>191</b>	195	218	<b>604</b>
Sue A. Janssen	0.5	0.5	<b>195</b>	176	<b>177</b>	<b>548</b>
Tammie J. Runions	1.0		<b>192</b>	<b>215</b>	<b>180</b>	<b>587</b>
Denae L. Washington		1.0	195	169	<b>196</b>	560
			=====	=====	=====	=====
Scratch Total			539	521	537	1597
Handicap			234	234	234	702
Total			773	755	771	2299
Team Points Won			1.0	0.0	1.0	3.0
Match Points Won			0.0	0.0	0.0	2.5
Total Points Won			1.0	0.0	1.0	5.5

**Lane 4 3 - Turner Body Shop** Week 30 4/26/2024

Name	Last Wk Won	Last Wk Lost	HDCP -1-	HDCP -2-	HDCP -3-	HDCP Total
Karen L. Lopez		1.0	156	<b>201</b>	<b>221</b>	578
Wanda M. Westphalen	0.5	0.5	174	<b>218</b>	156	<b>548</b>
Jacquie L. Slagle		1.0	145	164	165	474
Nicole J. Mulroney	2.0		<b>221</b>	<b>188</b>	176	<b>585</b>
			=====	=====	=====	=====
Scratch Total			519	594	541	1654
Handicap			177	177	177	531
Total			696	771	718	2185
Team Points Won			0.0	1.0	0.0	1.0
Match Points Won			0.0	0.0	0.0	2.5
Total Points Won			0.0	1.0	0.0	3.5

**Lane 5 5 - Pediatric Dental Specialists** Week 30 4/26/2024

Name	Last Wk Won	Last Wk Lost	HDCP -1-	HDCP -2-	HDCP -3-	HDCP Total
Eileen M. McLaughlin		1.0	<b>184</b>	164	<b>193</b>	538
Sheri J. Londer	1.0		<b>208</b>	<b>196</b>	179	<b>583</b>
Bev Walton	2.0		182	174	<b>224</b>	<b>580</b>
Cindy Gibbons		1.0	178	181	145	504
			=====	=====	=====	=====
Scratch Total			509	469	498	1476
Handicap			243	243	243	729
Total			752	712	741	2205
Team Points Won			1.0	0.0	1.0	3.0
Match Points Won			0.0	0.0	0.0	3.0
Total Points Won			1.0	0.0	1.0	6.0

**Lane 6 6 - Bye Team** Week 30 4/26/2024

Name	Last Wk Won	Last Wk Lost	HDCP -1-	HDCP -2-	HDCP -3-	HDCP Total
No one bowled						

# Pinette 2023-24

## Big Apple Fun Center

### Match Points Won (Total for Year)

Name	Points		%Won	Avg	Gms	Name	Points		%Won	Avg	Gms
	Won	Lost					Won	Lost			
Denae L. Washington	38.0	8.0	82.61%	158	90	Bev Walton	13.5	13.5	50.00%	134	57
Rebecca L. McPherson	35.0	14.0	71.43%	182	84	DeAnn M. Brickner	13.0	5.0	72.22%	124	54
Barb Farber	31.0	9.0	77.50%	150	81	Sheri J. Londer	13.0	13.0	50.00%	126	72
Nicole J. Mulroney	31.0	11.0	73.81%	167	78	Helen M. Bockerman	12.0	7.0	63.16%	123	54
Allie E. Moore	20.0	6.0	76.92%	169	62	Etha J. Griffin	11.0	15.0	42.31%	121	69
Linda K. Johnson	20.0	10.0	66.67%	120	90	Cindy Gibbons	11.0	11.0	50.00%	146	54
Jacquie L. Slagle	19.5	11.5	62.90%	149	87	Sue A. Janssen	10.5	18.5	36.21%	121	78
Gala Z. Sesna	19.0	9.0	67.86%	118	81	Lindsay L. McLaughlin	9.0	5.0	64.29%	134	39
Karen L. Lopez	17.0	11.0	60.71%	138	81	Angie C. Hauserman	6.0	1.0	85.71%	130	18
Sandy L. Hauver	17.0	11.0	60.71%	82	76	Tammie J. Runions	6.0	7.0	46.15%	138	36
Wanda M. Westphalen	16.5	14.5	53.23%	146	87	Beth A. Carr	5.0	4.0	55.56%	135	24
Eileen M. McLaughlin	15.0	11.0	57.69%	120	72	Sue Isaac	3.0	5.0	37.50%	90	24
Carol J. Fenstermacher	15.0	13.0	53.57%	106	84	Susie Larson	2.0		100.00%	136	6
Emilie E. Adamson	14.0	13.0	51.85%	117	81	Janet E. Anderson	1.0	2.0	33.33%	118	9

# Pinette 2023-24

## Big Apple Fun Center

\* Bowlers listed must have a minimum of 1 games.

### Change in Average

Name	-----Old-----		Old					---Average Change---			Weekly Over Avg
	Pins	Games	Avg	-1-	-2-	-3-	Total	New	Old	---> +/-	Series Avg +/-
Emilie E. Adamson	9209	78	118	115	109	108	332	117.79	- 118.06	= -0.27	332 - 354=-22
Janet E. Anderson	1068	9	118				0	118.67	- 118.67	= 0.00	
Helen M. Bockerman	6660	54	123				0	123.33	- 123.33	= 0.00	
DeAnn M. Brickner	6380	51	125	106	109	121	336	124.37	- 125.10	= -0.73	336 - 375=-39
Beth A. Carr	3251	24	135				0	135.46	- 135.46	= 0.00	
Barb Farber	11689	78	149	<b>139</b>	<b>182</b>	<b>156</b>	477	150.20	- 149.86	= 0.34	477 - 447=30
Carol J. Fenstermacher	8681	81	107	<b>100</b>	<b>98</b>	<b>99</b>	297	106.88	- 107.17	= -0.29	297 - 321=-24
Cindy Gibbons	7534	51	147	<del>131</del>	<del>134</del>	<del>98</del>	363	146.24	- 147.73	= -1.48	363 - 441=-78
Etha J. Griffin	8375	69	121				0	121.38	- 121.38	= 0.00	
Angie C. Hauserman	2349	18	130				0	130.50	- 130.50	= 0.00	
Sandy L. Hauver	6049	73	82	72	58	58	188	82.07	- 82.86	= -0.80	188 - 246=-58
Sue Isaac	2173	24	90				0	90.54	- 90.54	= 0.00	
Sue A. Janssen	9152	75	122	<b>125</b>	106	<b>107</b>	338	121.67	- 122.03	= -0.36	338 - 366=-28
Linda K. Johnson	10485	87	120	<b>119</b>	123	146	388	120.81	- 120.52	= 0.29	388 - 360=28
Susie Larson	818	6	136				0	136.33	- 136.33	= 0.00	
Sheri J. Londer	8726	69	126	<b>142</b>	<b>130</b>	<del>113</del>	385	126.54	- 126.46	= 0.08	385 - 378=7
Karen L. Lopez	10781	78	138	101	<b>146</b>	<b>166</b>	413	138.20	- 138.22	= -0.02	413 - 414=-1
Eileen M. McLaughlin	8368	69	121	<b>113</b>	<del>90</del>	<b>122</b>	325	120.74	- 121.28	= -0.54	325 - 363=-38
Lindsay L. McLaughlin	5245	39	134				0	134.49	- 134.49	= 0.00	
Rebecca L. McPherson	14836	81	183	156	201	170	527	182.89	- 183.16	= -0.27	527 - 549=-22
Allie E. Moore	9967	59	168	<b>202</b>	<b>176</b>	<b>159</b>	537	169.42	- 168.93	= 0.49	537 - 504=33
Nicole J. Mulrone	12587	75	167	<b>192</b>	<b>159</b>	147	498	167.76	- 167.83	= -0.07	498 - 501=-3
Tammie J. Runions	4578	33	138	<b>137</b>	<b>160</b>	<b>125</b>	422	138.89	- 138.73	= 0.16	422 - 414=8
Gala Z. Sesna	9159	78	117	<b>131</b>	<b>136</b>	<b>137</b>	404	118.06	- 117.42	= 0.64	404 - 351=53
Jacque L. Slagle	12658	84	150	100	119	120	339	149.39	- 150.69	= -1.30	339 - 450=-111
Bev Walton	7257	54	134	<del>123</del>	<del>115</del>	<b>165</b>	403	134.39	- 134.39	= 0.00	403 - 402=1
Denae L. Washington	13813	87	158	158	132	<b>159</b>	449	158.47	- 158.77	= -0.30	449 - 474=-25
Wanda M. Westphalen	12334	84	146	126	<b>170</b>	108	404	146.41	- 146.83	= -0.42	404 - 438=-34

# Pinette 2023-24

## Big Apple Fun Center

\* Bowlers listed must have a minimum of 1 games.

### High Average Listing

	<u>Name</u>	<u>True Average</u>	<u>Pins</u>	<u>Gms</u>	<u>To Raise Avg +1</u>	<u>To Drop Avg -1</u>
1	Rebecca L. McPherson	182.89	15363	84	558	470
2	Allie E. Moore	169.42	10504	62	546	480
3	Nicole J. Mulrone	167.76	13085	78	523	441
4	Denae L. Washington	158.47	14262	90	525	431
5	Barb Farber	150.20	12166	81	518	433
6	Jacque L. Slagle	149.39	12997	87	503	412
7	Wanda M. Westphalen	146.41	12738	87	492	401
8	Cindy Gibbons	146.24	7897	54	482	424
9	Tammie J. Runions	138.89	5000	36	421	381
10	Karen L. Lopez	138.20	11194	81	482	397
11	Susie Larson	136.33	818	6	415	405
12	Beth A. Carr	135.46	3251	24	421	393
13	Lindsay L. McLaughlin	134.49	5245	39	425	382
14	Bev Walton	134.39	7660	57	440	379
15	Angie C. Hauserman	130.50	2349	18	402	380
16	Sheri J. Londer	126.54	9111	72	414	338
17	DeAnn M. Brickner	124.37	6716	54	409	351
18	Helen M. Bockerman	123.33	6660	54	408	350
19	Sue A. Janssen	121.67	9490	78	392	310
20	Etha J. Griffin	121.38	8375	69	409	336
21	Linda K. Johnson	120.81	10873	90	380	286
22	Eileen M. McLaughlin	120.74	8693	72	382	306
23	Janet E. Anderson	118.67	1068	9	360	347
24	Gala Z. Sesna	118.06	9563	81	433	348
25	Emilie E. Adamson	117.79	9541	81	371	286
26	Carol J. Fenstermacher	106.88	8978	84	331	243
27	Sue Isaac	90.54	2173	24	284	256
28	Sandy L. Hauver	82.07	6237	76	320	240

# Pinette 2023-24

## Big Apple Fun Center

\* Bowlers listed must have a minimum of 22 games.

Note: This report includes information through April 26 which is Week 30 of 31

### Most Improved Averages

Name	True Average	Most Improved Avg	+/-	Name	True Average	Most Improved Avg	+/-
Gala Z. Sesna	118.06	98	+20.06	Sue Isaac	90.54	90	+0.54
Denae L. Washington	158.47	149	+9.47	Beth A. Carr	135.46	136	-0.54
Bev Walton	134.39	125	+9.39	Helen M. Bockerman	123.33	124	-0.67
Barb Farber	150.20	143	+7.20	Nicole J. Mulroney	167.76	169	-1.24
Karen L. Lopez	138.20	131	+7.20	Eileen M. McLaughlin	120.74	122	-1.26
Allie E. Moore	169.42	163	+6.42	Sheri J. Londer	126.54	129	-2.46
Tammie J. Runions	138.89	136	+2.89	Jacquie L. Slagle	149.39	152	-2.61
Linda K. Johnson	120.81	118	+2.81	Carol J. Fenstermacher	106.88	112	-5.12
Emilie E. Adamson	117.79	115	+2.79	Wanda M. Westphalen	146.41	152	-5.59
Lindsay L. McLaughlin	134.49	132	+2.49	Rebecca L. McPherson	182.89	189	-6.11
DeAnn M. Brickner	124.37	122	+2.37	Sue A. Janssen	121.67	130	-8.33
Etha J. Griffin	121.38	120	+1.38	Cindy Gibbons	146.24	158	-11.76
Sandy L. Hauver	82.07	81	+1.07				

# Pinette 2023-24

## Big Apple Fun Center

\* Bowlers listed must have a minimum of 1 games.

### Most Pins Over Average

Name	-----Old-----		Old				---Average Change---			Weekly Over Avg
	Pins	Games	Avg	-1-	-2-	-3-	Total	New - Old	---> +/-	Series Avg +/-
Gala Z. Sesna	9159	78	117	<b>131</b>	<b>136</b>	<b>137</b>	404	118.06 - 117.42	= 0.64	404 - 351=53
Allie E. Moore	9967	59	168	<b>202</b>	<b>176</b>	<b>159</b>	537	169.42 - 168.93	= 0.49	537 - 504=33
Barb Farber	11689	78	149	<b>139</b>	<b>182</b>	<b>156</b>	477	150.20 - 149.86	= 0.34	477 - 447=30
Linda K. Johnson	10485	87	120	<b>119</b>	123	146	388	120.81 - 120.52	= 0.29	388 - 360=28
Tammie J. Runions	4578	33	138	<b>137</b>	<b>160</b>	<b>125</b>	422	138.89 - 138.73	= 0.16	422 - 414=8
Sheri J. Londer	8726	69	126	<b>142</b>	<b>130</b>	<del>113</del>	385	126.54 - 126.46	= 0.08	385 - 378=7
Bev Walton	7257	54	134	<del>123</del>	115	<b>165</b>	403	134.39 - 134.39	= 0.00	403 - 402=1
Karen L. Lopez	10781	78	138	101	<b>146</b>	<b>166</b>	413	138.20 - 138.22	= -0.02	413 - 414=-1
Nicole J. Mulronev	12587	75	167	<b>192</b>	<b>159</b>	147	498	167.76 - 167.83	= -0.07	498 - 501=-3
Emilie E. Adamson	9209	78	118	115	109	108	332	117.79 - 118.06	= -0.27	332 - 354=-22
Rebecca L. McPherson	14836	81	183	156	201	170	527	182.89 - 183.16	= -0.27	527 - 549=-22
Carol J. Fenstermacher	8681	81	107	<b>100</b>	<b>98</b>	<b>99</b>	297	106.88 - 107.17	= -0.29	297 - 321=-24
Denae L. Washington	13813	87	158	158	132	<b>159</b>	449	158.47 - 158.77	= -0.30	449 - 474=-25
Sue A. Janssen	9152	75	122	<b>125</b>	106	<b>107</b>	338	121.67 - 122.03	= -0.36	338 - 366=-28
Wanda M. Westphalen	12334	84	146	126	<b>170</b>	108	404	146.41 - 146.83	= -0.42	404 - 438=-34
Eileen M. McLaughlin	8368	69	121	<b>113</b>	90	<b>122</b>	325	120.74 - 121.28	= -0.54	325 - 363=-38
DeAnn M. Brickner	6380	51	125	106	109	121	336	124.37 - 125.10	= -0.73	336 - 375=-39
Sandy L. Hauver	6049	73	82	72	58	58	188	82.07 - 82.86	= -0.80	188 - 246=-58
Cindy Gibbons	7534	51	147	<del>131</del>	<del>134</del>	98	363	146.24 - 147.73	= -1.48	363 - 441=-78
Jacquie L. Slagle	12658	84	150	100	119	120	339	149.39 - 150.69	= -1.30	339 - 450=-111



# Pinette 2023-24

## Big Apple Fun Center

This report is for scores bowled April 26 which is Week 30 of 31

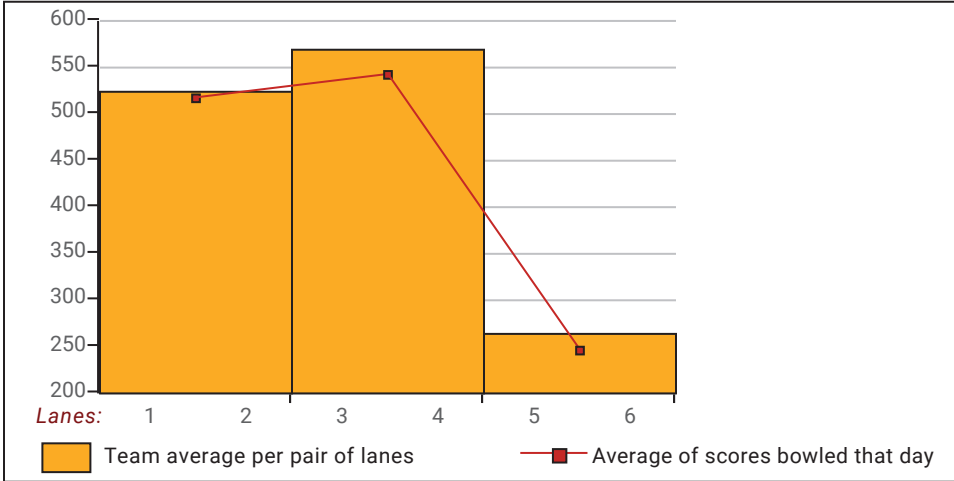
### This Week's Statistics: Lefties vs Righties

Unless designated left handed, bowlers are considered right handed.

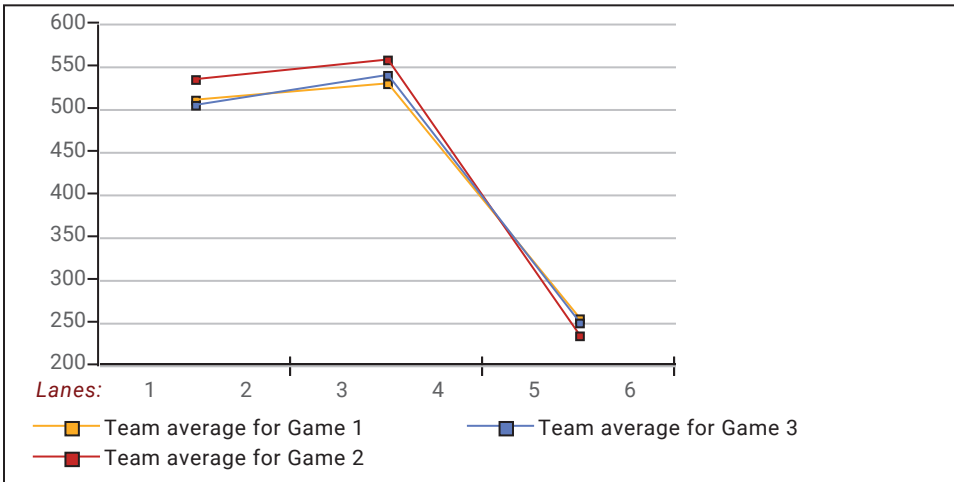
	Over All	Right	Left
How many people bowled	20	20	0
Number of games bowled	60	60	0
Actual average of week's scores	130.42	130.42	0.00
How many games above average	21	21	0
How many games below average	38	38	0
Pins above/below average per game	-5.38	-5.38	0.00
How many people raised average	6	6	--
by this amount	0.33	0.33	0.00
How many people went down	14	14	--
by this amount	-0.49	-0.49	0.00
League average before bowling	136.30	136.30	0.00
League average after bowling	136.06	136.06	0.00
Change in league average	-0.24	-0.24	0.00
800s	--	--	--
775s	--	--	--
750s	--	--	--
725s	--	--	--
700s	--	--	--
675s	--	--	--
650s	--	--	--
625s	--	--	--
600s	--	--	--
575s	--	--	--
550s	--	--	--
525s	2	2	--
500s	--	--	--
475s	2	2	--
450s	--	--	--
425s	1	1	--
400s	5	5	--
below 400	10	10	--
300s	--	--	--
275s	--	--	--
250s	--	--	--
225s	--	--	--
200s	2	2	--
175s	3	3	--
150s	11	11	--
125s	16	16	--
100s	21	21	--
below 100	7	7	--

This report is for scores bowled April 26 which is Week 30 of 31

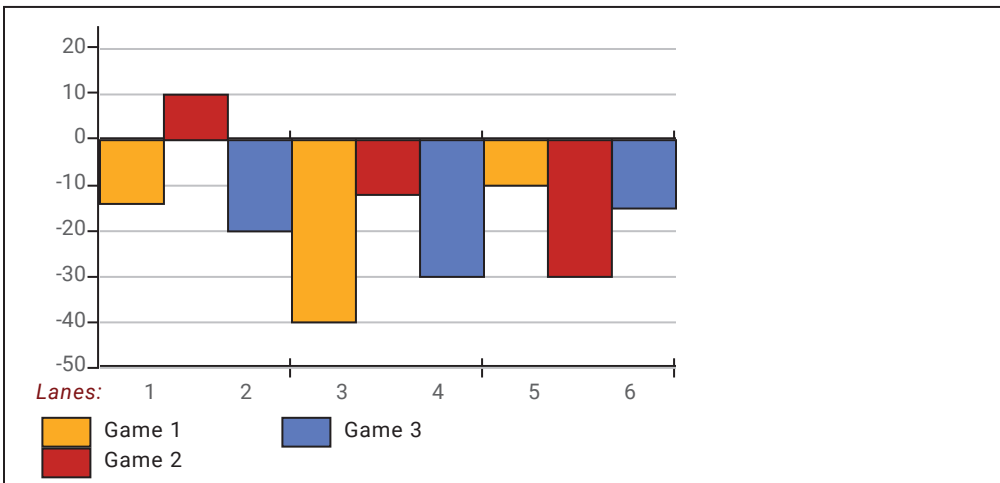
**Team Average vs Avg of Scores**



**Average of Scores for Each Game**

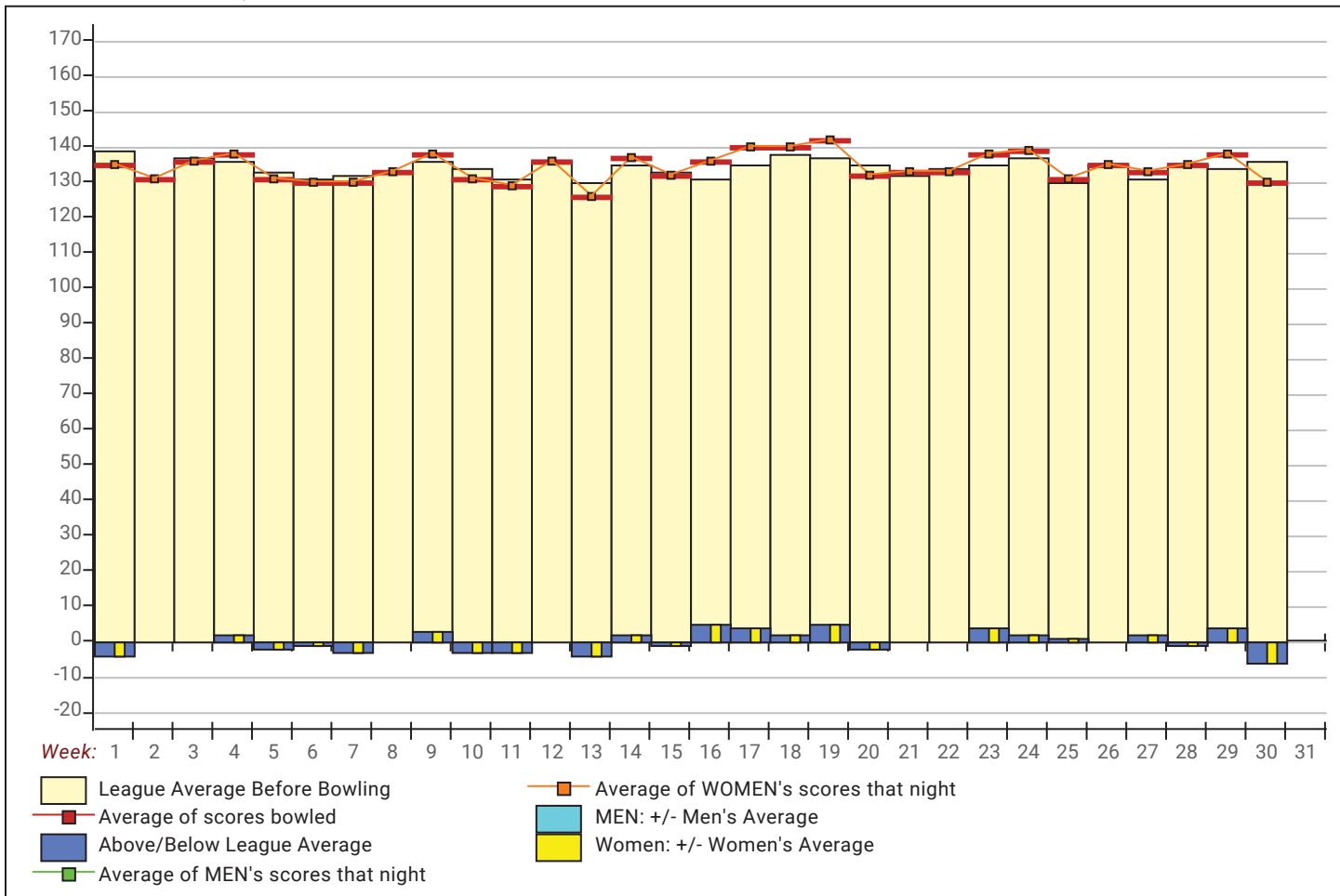


**Amount Over/Under Team Average**



This report is for scores bowled April 26 which is Week 30 of 31

**League Average Week-by-Week**



**League Average Statistics for Last Week**

	League	Right Hand	Left Hand
League Average Before Bowling	136.30	136.30	
Average of scores bowled that night	130.42	130.42	
New League Average After Bowling	136.06	136.06	
Change in League Average	-.24	-.24	
People Who Bowled Over Average	6	6	
People Who Bowled Under Average	14	14	
Average Amount of Series Over Avg	26.50	26.50	
Average Amount of Series Under Avg	-34.43	-34.43	
Difference Avg, NiteAvg	-5.38	-5.38	
Number of Bowlers	20	20	
Number of Games Bowled	60	60	
People Who Raised Their Average	6	6	
Raised By an Average of This Amount	.33	.33	
People Who Lowered Their Average	14	14	
Lowered By an Average of This Amou	-.49	-.49	
Number of Games Bowled Over Avera	21	21	
Number of Games Bowled Under Avera	38	38	

Note: Averages are based only on people who bowled.

# Press Release -- 4/29/2024

4/26/2024 Week 30 of 31

## Pinette 2023-24

Friday 6:30 pm

**Big Apple Fun Center**

Lanes 1 - 6

### Team Standings

Place	Team Name	Avg p/gm	Points Won	Points Lost	Year-To-Date WON	Y-T-D LOST
1	Versatile Roofing	459	85	50	159	111
2	Hilton's Pin Buster	534	82½	52½	160½	109½
3	Dames of the Game	566	82	53	173	97
4	Turner Body Shop	595	80	55	157	113
5	Pediatric Dental Specialists	510	48½	86½	115½	154½
6	Bye Team		27	108	45	225

\*\*\* Although not shown, standings are determined by points only for the current split

### Last Week's Top Scores

Scratch Game		Scratch Series		Handicap Game		Handicap Series	
202	Allie Moore	537	Allie Moore	230	Allie Moore	626	Gala Sesna
201	Rebecca McPherson	527	Rebecca McPherson	227	Barb Farber	621	Allie Moore
192	Nicole Mulroney	498	Nicole Mulroney	224	Bev Walton	612	Barb Farber
182	Barb Farber	477	Barb Farber	221	Nicole Mulroney	604	Linda Johnson
170	Wanda Westphalen	449	Denae Washington	221	Karen Lopez	587	Tammie Runions
166	Karen Lopez	422	Tammie Runions	218	Wanda Westphalen	585	Nicole Mulroney
165	Bev Walton	413	Karen Lopez	218	Linda Johnson	583	Sheri Londer
160	Tammie Runions	404	Wanda Westphalen	216	Rebecca McPherson	580	Bev Walton
159	Denae Washington	404	Gala Sesna	215	Tammie Runions	578	Karen Lopez
146	Linda Johnson	403	Bev Walton	211	Gala Sesna	572	Rebecca McPherson

### Local and Bowling Center Awards

Name	USBC ID Number	Award Average	Award Games	G1	G2	G3	Series	Award Score	Award Received
Gala Z. Sesna	4132-360 USBC	117	78	131	136	137	404	404	400 Series (Local Assoc. Awards)

# Pinette 2023-24

Friday 6:30 pm

## Big Apple Fun Center

Lanes 5 - 6

President: Sue Janssen (308)627-5609  
 Vice President: Bev Walton (308)234-3987  
 Secretary/Treasurer: Rebecca McPherson (402)984-0342

### League Championship

Place	#	Team Name	Points Won	Points Lost	%Won	Pins + HDCP	Scratch Pins	Avg p/gm	High Game	High Sers	HDCP Game	HDCP Sers
1	2	Dames of the Game	7	2	77.8	2360	1649	549	573	1649	810	2360
2	1	Versatile Roofing	2	7	22.2	2331	1275	425	461	1275	813	2331

### Review of Last Week's Bowling.....

Lanes	Team Name	HDCP -1-	HDCP -2-	HDCP -3-	HDCP Total	Last Wk WON	Team Name	HDCP -1-	HDCP -2-	HDCP -3-	HDCP Total	Last Wk WON
5-6	Dames of the Game	810	769	781	2360	7	<---> Versatile Roofing	757	761	813	2331	2

### Last Week's Top Scores

Team Scratch Game		Team Scratch Series		Team Handicap Game		Team Handicap Series	
573	Dames of the Game	1649	Dames of the Game	813	Versatile Roofing	2360	Dames of the Gam
461	Versatile Roofing	1275	Versatile Roofing	810	Dames of the Game	2331	Versatile Roofing
Scratch Game		Scratch Series		Handicap Game		Handicap Series	
196	Rebecca McPherson	569	Rebecca McPherson	230	Sue Isaac	626	Sue Isaac
138	Carol Fenstermacher	382	DeAnn Brickner	222	Carol Fenstermacher	623	Carol Fenstermacher
133	DeAnn Brickner	371	Carol Fenstermacher	212	Rebecca McPherson	617	Rebecca McPherson
131	Sue Isaac	356	Gala Sesna	202	Emilie Adamson	586	DeAnn Brickner
128	Emilie Adamson	349	Emilie Adamson	201	DeAnn Brickner	575	Gala Sesna
128	Gala Sesna	329	Sue Isaac	201	Gala Sesna	571	Emilie Adamson
128	Helen Bockerman	327	Helen Bockerman	201	Sandy Hauver	559	Sandy Hauver
95	Sandy Hauver	241	Sandy Hauver	197	Helen Bockerman	534	Helen Bockerman

### Season High Scores

Team Scratch Game		Team Scratch Series		Team Handicap Game		Team Handicap Series	
573	Dames of the Game	1649	Dames of the Game	813	Versatile Roofing	2360	Dames of the Gam
461	Versatile Roofing	1275	Versatile Roofing	810	Dames of the Game	2331	Versatile Roofing
Scratch Game		Scratch Series		Handicap Game		Handicap Series	
266	Allie Moore	638	Allie Moore	295	Allie Moore	725	Allie Moore
247	Rebecca McPherson	628	Rebecca McPherson	276	Bev Walton	695	Denae Washington
221	Denae Washington	563	Denae Washington	263	Denae Washington	689	Bev Walton
214	Bev Walton	553	Nicole Mulroney	263	Rebecca McPherson	686	Tammie Runions
211	Nicole Mulroney	543	Jacquie Slagle	252	Sheri Londer	679	Karen Lopez
202	Jacquie Slagle	526	Barb Farber	249	DeAnn Brickner	678	Jacquie Slagle
197	Wanda Westphalen	524	Cindy Gibbons	246	Tammie Runions	677	DeAnn Brickner
197	Cindy Gibbons	522	Wanda Westphalen	246	Helen Bockerman	677	Gala Sesna
194	Barb Farber	512	Tammie Runions	244	Jacquie Slagle	676	Rebecca McPherson
189	Tammie Runions	503	Bev Walton	243	Lindsay McLaughlin	675	Sheri Londer
				243	Barb Farber		

### Team Rosters

#### 1 - Versatile Roofing

Name	Avg	HDCP	Pins	Gms	Points Won	High Game	High Sers	HDCP Game	HDCP Sers	Most Improved Avg +/-	To Raise Avg +1	To Drop Avg -1	Weekly Over Avg Series Avg +/-	
Sandy L. Hauver	82	106	6478	79		112	290	219	611	81	+1.00	328	245	241 - 246=-5
Sue Isaac	92	97	2502	27	1.0	131	329	230	626	90	+2.67	288	257	329 - 270=59
Emilie E. Adamson	117	74	9890	84		160	438	235	663	115	+2.74	376	288	349 - 351=-2
Gala Z. Sesna	118	73	9919	84		153	428	240	677	98	+20.08	434	346	356 - 354=2
Barb Farber	150	45	12166	81		194	526	243	656	143	+7.20	518	433	

**2 - Dames of the Game**

<u>Name</u>	<u>Avg</u>	<u>HDCP</u>	<u>Pins</u>	<u>Gms</u>	<u>Points Won</u>	<u>High Game</u>	<u>High Sers</u>	<u>HDCP Game</u>	<u>HDCP Sers</u>	<u>Most Improved Avg +/-</u>	<u>To Raise Avg +1</u>	<u>To Drop Avg -1</u>	<u>Weekly Over Avg Series Avg +/-</u>
Carol J. Fenstermacher	107	83	9349	87	1.0	149	398	227	632	112 -4.54	371	280	371 - 318=53
Helen M. Bockerman	122	70	6987	57		176	402	246	609	124 -1.42	393	332	327 - 369=-42
DeAnn M. Brickner	124	68	7098	57	1.0	177	467	249	677	122 +2.53	402	341	382 - 372=10
Allie E. Moore	169	27	10504	62		266	638	295	725	163 +6.42	546	480	
Rebecca L. McPherson	183	15	15932	87	2.0	247	628	263	676	189 -5.87	628	537	569 - 546=23

**3 - Turner Body Shop**

<u>Name</u>	<u>Avg</u>	<u>HDCP</u>	<u>Pins</u>	<u>Gms</u>	<u>Points Won</u>	<u>High Game</u>	<u>High Sers</u>	<u>HDCP Game</u>	<u>HDCP Sers</u>	<u>Most Improved Avg +/-</u>	<u>To Raise Avg +1</u>	<u>To Drop Avg -1</u>	<u>Weekly Over Avg Series Avg +/-</u>
Beth A. Carr	135	58	3251	24		181	469	240	652	136 -0.54	421	393	
Karen L. Lopez	138	55	11194	81		185	502	242	679	131 +7.20	482	397	
Wanda M. Westphalen	146	48	12738	87		197	522	242	658	152 -5.59	492	401	
Jacque L. Slagle	149	45	12997	87		202	543	244	678	152 -2.61	503	412	
Nicole J. Mulroney	167	29	13085	78		211	553	240	635	169 -1.24	523	441	

**4 - Hilton's Pin Buster**

<u>Name</u>	<u>Avg</u>	<u>HDCP</u>	<u>Pins</u>	<u>Gms</u>	<u>Points Won</u>	<u>High Game</u>	<u>High Sers</u>	<u>HDCP Game</u>	<u>HDCP Sers</u>	<u>Most Improved Avg +/-</u>	<u>To Raise Avg +1</u>	<u>To Drop Avg -1</u>	<u>Weekly Over Avg Series Avg +/-</u>
Linda K. Johnson	120	72	10873	90		156	416	228	632	118 +2.81	380	286	
Sue A. Janssen	121	71	9490	78		167	435	233	639	130 -8.33	392	310	
Lindsay L. McLaughlin	134	59	5245	39		182	462	243	645	132 +2.49	425	382	
Susie Larson	136	57	818	6		152	415	207	580		415	405	
Tammie J. Runions	138	55	5000	36		189	512	246	686	136 +2.89	421	381	
Denae L. Washington	158	37	14262	90		221	563	263	695	149 +9.47	525	431	

**5 - Pediatric Dental Specialists**

<u>Name</u>	<u>Avg</u>	<u>HDCP</u>	<u>Pins</u>	<u>Gms</u>	<u>Points Won</u>	<u>High Game</u>	<u>High Sers</u>	<u>HDCP Game</u>	<u>HDCP Sers</u>	<u>Most Improved Avg +/-</u>	<u>To Raise Avg +1</u>	<u>To Drop Avg -1</u>	<u>Weekly Over Avg Series Avg +/-</u>
Eileen M. McLaughlin	120	72	8693	72		160	422	231	625	122 -1.26	382	306	
Etha J. Griffin	121	71	8375	69		173	404	240	617	120 +1.38	409	336	
Sheri J. Londer	126	66	9111	72		184	471	252	675	129 -2.46	414	338	
Bev Walton	134	59	7660	57		214	503	276	689	125 +9.39	440	379	
Cindy Gibbons	146	48	7897	54		197	524	233	641	158 -11.76	482	424	

**6 - Bye Team**

**Temporary Substitutes**

<u>Name</u>	<u>Avg</u>	<u>HDCP</u>	<u>Pins</u>	<u>Gms</u>	<u>Points Won</u>	<u>High Game</u>	<u>High Sers</u>	<u>HDCP Game</u>	<u>HDCP Sers</u>	<u>Most Improved Avg +/-</u>	<u>To Raise Avg +1</u>	<u>To Drop Avg -1</u>	<u>Weekly Over Avg Series Avg +/-</u>
Janet E. Anderson	118	73	1068	9		155	426	238	675		360	347	
Angie C. Hauserman	130	63	2349	18		158	444	224	633		402	380	

**Individual High Averages**

183.13	Rebecca McPherson	169.42	Allie Moore	167.76	Nicole Mulroney	158.47	Denae Washington
150.20	Barb Farber	149.39	Jacque Slagle	146.41	Wanda Westphalen	146.24	Cindy Gibbons
138.89	Tammie Runions	138.20	Karen Lopez	135.46	Beth Carr	134.49	Lindsay McLaughlin

# Pinette 2023-24

## Big Apple Fun Center

### Reprint of Scores -- League Championship

#### Lane 5 2 - Dames of the Game 5/3/2024

Name	Old	Old	HDCP				
	Avg	HDCP	-1-	-2-	-3-	Total	Total
Carol J. Fenstermacher	106	84	<b>138</b>	<b>104</b>	<b>129</b>	371	<b>623</b>
Helen M. Bockerman	123	69	128	109	90	327	534
DeAnn M. Brickner	124	68	<b>126</b>	123	<b>133</b>	382	<b>586</b>
Rebecca L. McPherson	182	16	<b>181</b>	<b>196</b>	<b>192</b>	569	<b>617</b>
			====	====	====	====	====
Scratch Total			<b>573</b>	<b>532</b>	<b>544</b>	<b>1649</b>	<b>1649</b>
Handicap			237	237	237		711
Total			<b>810</b>	<b>769</b>	781	<b>1649</b>	<b>2360</b>
Team Points Won			1.0	1.0	0.0	3.0	3.0
Match Points Won			0.0	0.0	0.0	4.0	4.0
Total Points Won			1.0	1.0	0.0	7.0	7.0

#### Lane 6 1 - Versatile Roofing 5/3/2024

Name	Old	Old	HDCP				
	Avg	HDCP	-1-	-2-	-3-	Total	Total
Sandy L. Hauver	82	106	81	65	95	241	559
Sue Isaac	90	99	<b>110</b>	<b>88</b>	<b>131</b>	329	<b>626</b>
Emilie E. Adamson	117	74	97	<b>128</b>	124	349	571
Gala Z. Sesna	118	73	117	128	111	356	575
			====	====	====	====	====
Scratch Total			405	409	461	1275	1275
Handicap			352	352	352		1056
Total			757	761	<b>813</b>	1275	2331
Team Points Won			0.0	0.0	1.0	1.0	1.0
Match Points Won			0.0	0.0	0.0	1.0	1.0
Total Points Won			0.0	0.0	1.0	2.0	2.0

# Pinette 2023-24

## Big Apple Fun Center

### Match Points Won (League Championship)

Lane 5 2 - Dames of the Game		5/3/2024					
Name	Last Wk Won	Last Wk Lost	HDCP -1-	HDCP -2-	HDCP -3-	HDCP Total	
Carol J. Fenstermacher	1.0		<b>222</b>	<b>188</b>	<b>213</b>	<b>623</b>	
Helen M. Bockerman		1.0	197	178	159	534	
DeAnn M. Brickner	1.0		<b>194</b>	191	<b>201</b>	<b>586</b>	
Rebecca L. McPherson	2.0		<b>197</b>	<b>212</b>	<b>208</b>	<b>617</b>	
			=====				=====
<i>Scratch Total</i>			<b>573</b>	<b>532</b>	<b>544</b>	<b>1649</b>	
<i>Handicap</i>			237	237	237	711	
<i>Total</i>			<b>810</b>	<b>769</b>	781	<b>2360</b>	
<i>Team Points Won</i>			1.0	1.0	0.0	3.0	
<i>Match Points Won</i>			0.0	0.0	0.0	4.0	
<i>Total Points Won</i>			1.0	1.0	0.0	7.0	

Lane 6 1 - Versatile Roofing		5/3/2024					
Name	Last Wk Won	Last Wk Lost	HDCP -1-	HDCP -2-	HDCP -3-	HDCP Total	
Sandy L. Hauver		1.0	187	171	201	559	
Sue Isaac	1.0		<b>209</b>	<b>187</b>	<b>230</b>	<b>626</b>	
Emilie E. Adamson		1.0	171	<b>202</b>	198	571	
Gala Z. Sesna		1.0	190	201	184	575	
			=====				=====
<i>Scratch Total</i>			405	409	461	1275	
<i>Handicap</i>			352	352	352	1056	
<i>Total</i>			757	761	<b>813</b>	2331	
<i>Team Points Won</i>			0.0	0.0	1.0	1.0	
<i>Match Points Won</i>			0.0	0.0	0.0	1.0	
<i>Total Points Won</i>			0.0	0.0	1.0	2.0	



# Pinette 2023-24

## Big Apple Fun Center

### Match Points Won (League Championship)

Name	Points		%Won	Avg	Gms	Name	Points		%Won	Avg	Gms
	Won	Lost					Won	Lost			
Rebecca L. McPherson	2.0		100.00%	183	87	Allie E. Moore			0.00%	169	62
DeAnn M. Brickner	1.0		100.00%	124	57	Sue A. Janssen			0.00%	121	78
Carol J. Fenstermacher	1.0		100.00%	107	87	Linda K. Johnson			0.00%	120	90
Sue Isaac	1.0		100.00%	92	27	Beth A. Carr			0.00%	135	24
Emilie E. Adamson		1.0	0.00%	117	84	Denae L. Washington			0.00%	158	90
Lindsay L. McLaughlin			0.00%	134	39	Cindy Gibbons			0.00%	146	54
Barb Farber			0.00%	150	81	Gala Z. Sesna		1.0	0.00%	118	84
Wanda M. Westphalen			0.00%	146	87	Jacque L. Slagle			0.00%	149	87
Nicole J. Mulrone			0.00%	167	78	Bev Walton			0.00%	134	57
Janet E. Anderson			0.00%	118	9	Karen L. Lopez			0.00%	138	81
Susie Larson			0.00%	136	6	Tammie J. Runions			0.00%	138	36
Etha J. Griffin			0.00%	121	69	Sandy L. Hauver		1.0	0.00%	82	79
Eileen M. McLaughlin			0.00%	120	72	Helen M. Bockerman		1.0	0.00%	122	57
Angie C. Hauserman			0.00%	130	18	Sheri J. Londer			0.00%	126	72

# Pinette 2023-24

## Big Apple Fun Center

\* Bowlers listed must have a minimum of 1 games.

### Change in Average

Name	-----Old-----		Old					---Average Change---			Weekly Over Avg
	Pins	Games	Avg	-1-	-2-	-3-	Total	New	Old	---> +/-	Series Avg +/-
Emilie E. Adamson	9541	81	117	97	<b>128</b>	124	349	117.74	- 117.79	= -0.05	349 - 351=-2
Janet E. Anderson	1068	9	118				0	118.67	- 118.67	= 0.00	
Helen M. Bockerman	6660	54	123	128	109	90	327	122.58	- 123.33	= -0.75	327 - 369=-42
DeAnn M. Brickner	6716	54	124	<b>126</b>	123	<b>133</b>	382	124.53	- 124.37	= 0.16	382 - 372=10
Beth A. Carr	3251	24	135				0	135.46	- 135.46	= 0.00	
Barb Farber	12166	81	150				0	150.20	- 150.20	= 0.00	
Carol J. Fenstermacher	8978	84	106	<b>138</b>	<b>104</b>	<b>129</b>	371	107.46	- 106.88	= 0.58	371 - 318=53
Cindy Gibbons	7897	54	146				0	146.24	- 146.24	= 0.00	
Etha J. Griffin	8375	69	121				0	121.38	- 121.38	= 0.00	
Angie C. Hauserman	2349	18	130				0	130.50	- 130.50	= 0.00	
Sandy L. Hauver	6237	76	82	81	65	95	241	82.00	- 82.07	= -0.07	241 - 246=-5
Sue Isaac	2173	24	90	<b>110</b>	<b>88</b>	<b>131</b>	329	92.67	- 90.54	= 2.12	329 - 270=59
Sue A. Janssen	9490	78	121				0	121.67	- 121.67	= 0.00	
Linda K. Johnson	10873	90	120				0	120.81	- 120.81	= 0.00	
Susie Larson	818	6	136				0	136.33	- 136.33	= 0.00	
Sheri J. Londer	9111	72	126				0	126.54	- 126.54	= 0.00	
Karen L. Lopez	11194	81	138				0	138.20	- 138.20	= 0.00	
Eileen M. McLaughlin	8693	72	120				0	120.74	- 120.74	= 0.00	
Lindsay L. McLaughlin	5245	39	134				0	134.49	- 134.49	= 0.00	
Rebecca L. McPherson	15363	84	182	<b>181</b>	<b>196</b>	<b>192</b>	569	183.13	- 182.89	= 0.23	569 - 546=23
Allie E. Moore	10504	62	169				0	169.42	- 169.42	= 0.00	
Nicole J. Mulroney	13085	78	167				0	167.76	- 167.76	= 0.00	
Tammie J. Runions	5000	36	138				0	138.89	- 138.89	= 0.00	
Gala Z. Sesna	9563	81	118	117	128	111	356	118.08	- 118.06	= 0.02	356 - 354=2
Jacque L. Slagle	12997	87	149				0	149.39	- 149.39	= 0.00	
Bev Walton	7660	57	134				0	134.39	- 134.39	= 0.00	
Denae L. Washington	14262	90	158				0	158.47	- 158.47	= 0.00	
Wanda M. Westphalen	12738	87	146				0	146.41	- 146.41	= 0.00	

# Pinette 2023-24

## Big Apple Fun Center

\* Bowlers listed must have a minimum of 1 games.

### High Average Listing

	<u>Name</u>	<u>True Average</u>	<u>Pins</u>	<u>Gms</u>	<u>To Raise Avg +1</u>	<u>To Drop Avg -1</u>
1	Rebecca L. McPherson	183.13	15932	87	628	537
2	Allie E. Moore	169.42	10504	62	546	480
3	Nicole J. Mulrone	167.76	13085	78	523	441
4	Denae L. Washington	158.47	14262	90	525	431
5	Barb Farber	150.20	12166	81	518	433
6	Jacque L. Slagle	149.39	12997	87	503	412
7	Wanda M. Westphalen	146.41	12738	87	492	401
8	Cindy Gibbons	146.24	7897	54	482	424
9	Tammie J. Runions	138.89	5000	36	421	381
10	Karen L. Lopez	138.20	11194	81	482	397
11	Susie Larson	136.33	818	6	415	405
12	Beth A. Carr	135.46	3251	24	421	393
13	Lindsay L. McLaughlin	134.49	5245	39	425	382
14	Bev Walton	134.39	7660	57	440	379
15	Angie C. Hauserman	130.50	2349	18	402	380
16	Sheri J. Londer	126.54	9111	72	414	338
17	DeAnn M. Brickner	124.53	7098	57	402	341
18	Helen M. Bockerman	122.58	6987	57	393	332
19	Sue A. Janssen	121.67	9490	78	392	310
20	Etha J. Griffin	121.38	8375	69	409	336
21	Linda K. Johnson	120.81	10873	90	380	286
22	Eileen M. McLaughlin	120.74	8693	72	382	306
23	Janet E. Anderson	118.67	1068	9	360	347
24	Gala Z. Sesna	118.08	9919	84	434	346
25	Emilie E. Adamson	117.74	9890	84	376	288
26	Carol J. Fenstermacher	107.46	9349	87	371	280
27	Sue Isaac	92.67	2502	27	288	257
28	Sandy L. Hauver	82.00	6478	79	328	245

# Pinette 2023-24

## Big Apple Fun Center

\* Bowlers listed must have a minimum of 22 games.

Note: This report includes information through May 3

### Most Improved Averages

Name	True Average	Most Improved Avg	+/-	Name	True Average	Most Improved Avg	+/-
Gala Z. Sesna	118.08	98	+20.08	Sandy L. Hauver	82.00	81	+1.00
Denae L. Washington	158.47	149	+9.47	Beth A. Carr	135.46	136	-0.54
Bev Walton	134.39	125	+9.39	Nicole J. Mulrone	167.76	169	-1.24
Barb Farber	150.20	143	+7.20	Eileen M. McLaughlin	120.74	122	-1.26
Karen L. Lopez	138.20	131	+7.20	Helen M. Bockerman	122.58	124	-1.42
Allie E. Moore	169.42	163	+6.42	Sheri J. Londer	126.54	129	-2.46
Tammie J. Runions	138.89	136	+2.89	Jacquie L. Slagle	149.39	152	-2.61
Linda K. Johnson	120.81	118	+2.81	Carol J. Fenstermacher	107.46	112	-4.54
Emilie E. Adamson	117.74	115	+2.74	Wanda M. Westphalen	146.41	152	-5.59
Sue Isaac	92.67	90	+2.67	Rebecca L. McPherson	183.13	189	-5.87
DeAnn M. Brickner	124.53	122	+2.53	Sue A. Janssen	121.67	130	-8.33
Lindsay L. McLaughlin	134.49	132	+2.49	Cindy Gibbons	146.24	158	-11.76
Etha J. Griffin	121.38	120	+1.38				

# Pinette 2023-24

## Big Apple Fun Center

\* Bowlers listed must have a minimum of 1 games.

### Most Pins Over Average

Name	-----Old-----		Old				---Average Change---				Weekly Over Avg
	Pins	Games	Avg	-1-	-2-	-3-	Total	New - Old	---> +/-	Series Avg +/-	
Sue Isaac	2173	24	90	<b>110</b>	<b>88</b>	<b>131</b>	329	92.67 - 90.54	= 2.12	329 - 270=59	
Carol J. Fenstermacher	8978	84	106	<b>138</b>	<b>104</b>	<b>129</b>	371	107.46 - 106.88	= 0.58	371 - 318=53	
Rebecca L. McPherson	15363	84	182	<b>181</b>	<b>196</b>	<b>192</b>	569	183.13 - 182.89	= 0.23	569 - 546=23	
DeAnn M. Brickner	6716	54	124	<b>126</b>	123	<b>133</b>	382	124.53 - 124.37	= 0.16	382 - 372=10	
Gala Z. Sesna	9563	81	118	117	128	111	356	118.08 - 118.06	= 0.02	356 - 354=2	
Emilie E. Adamson	9541	81	117	97	<b>128</b>	124	349	117.74 - 117.79	= -0.05	349 - 351=-2	
Sandy L. Hauver	6237	76	82	81	65	95	241	82.00 - 82.07	= -0.07	241 - 246=-5	
Helen M. Bockerman	6660	54	123	128	109	90	327	122.58 - 123.33	= -0.75	327 - 369=-42	

# Pinette 2023-24

## Big Apple Fun Center

This report is for scores bowled May 3

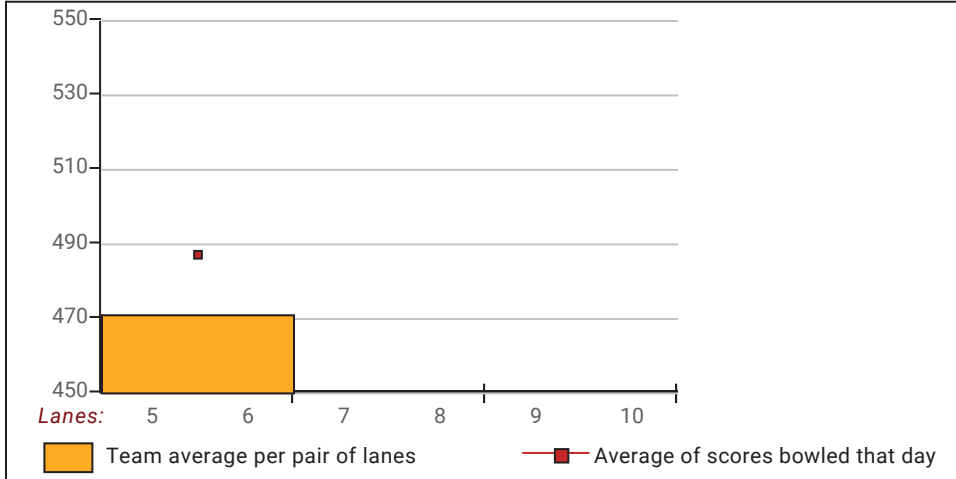
### This Week's Statistics: Lefties vs Righties

Unless designated left handed, bowlers are considered right handed.

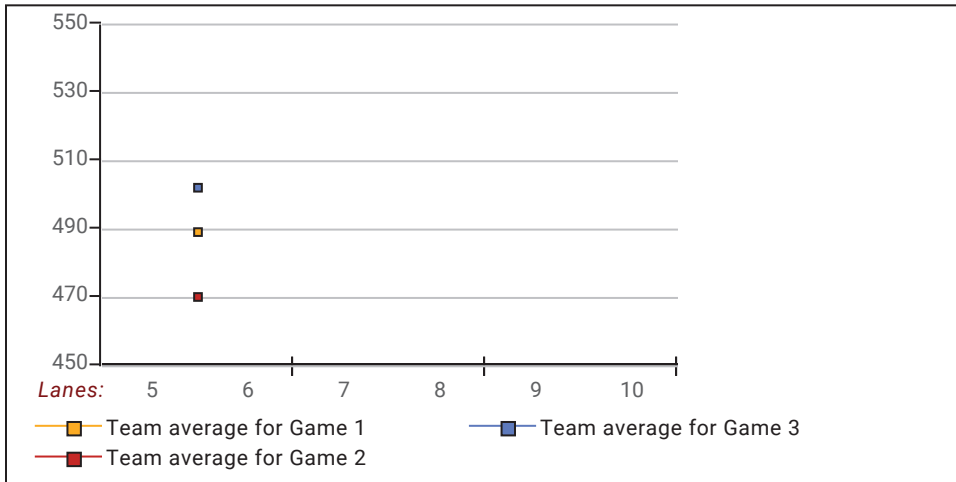
	Over All	Right	Left
How many people bowled	8	8	0
Number of games bowled	24	24	0
Actual average of week's scores	121.83	121.83	0.00
How many games above average	13	13	0
How many games below average	11	11	0
Pins above/below average per game	4.08	4.08	0.00
How many people raised average	5	5	--
by this amount	0.62	0.62	0.00
How many people went down	3	3	--
by this amount	-0.29	-0.29	0.00
League average before bowling	118.24	118.24	0.00
League average after bowling	118.52	118.52	0.00
Change in league average	0.28	0.28	0.00
800s	--	--	--
775s	--	--	--
750s	--	--	--
725s	--	--	--
700s	--	--	--
675s	--	--	--
650s	--	--	--
625s	--	--	--
600s	--	--	--
575s	--	--	--
550s	1	1	--
525s	--	--	--
500s	--	--	--
475s	--	--	--
450s	--	--	--
425s	--	--	--
400s	--	--	--
below 400	7	7	--
300s	--	--	--
275s	--	--	--
250s	--	--	--
225s	--	--	--
200s	--	--	--
175s	3	3	--
150s	--	--	--
125s	8	8	--
100s	7	7	--
below 100	6	6	--

This report is for scores bowled May 3

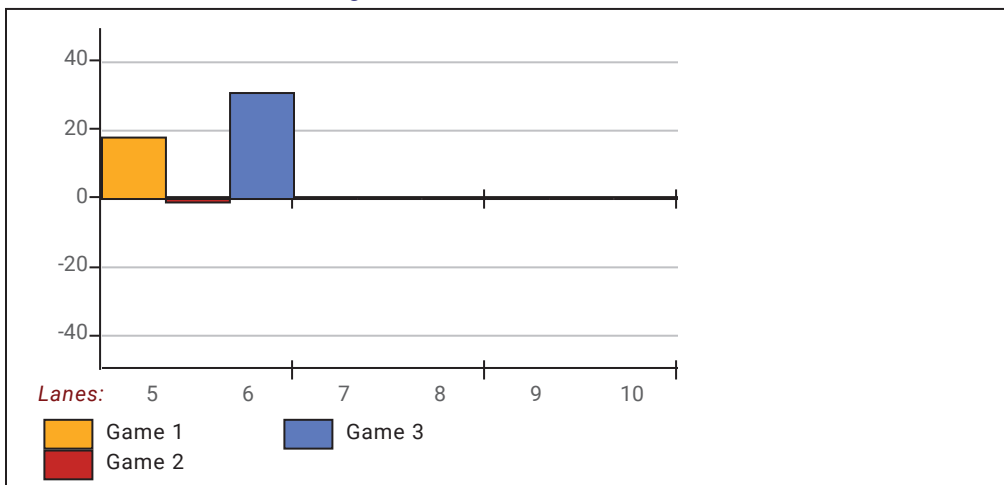
**Team Average vs Avg of Scores**



**Average of Scores for Each Game**

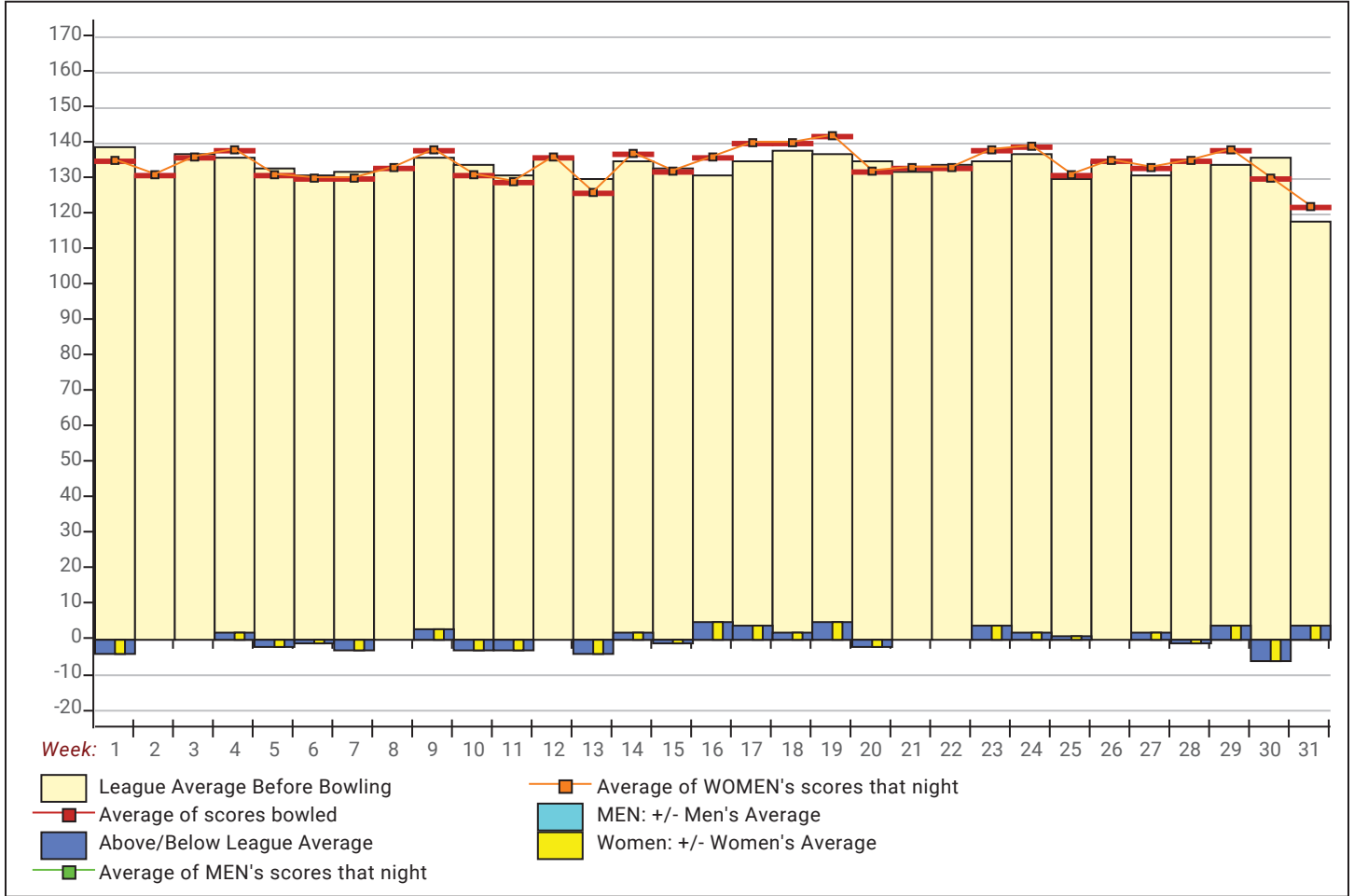


**Amount Over/Under Team Average**



This report is for scores bowled May 3

**League Average Week-by-Week**



**League Average Statistics for Last Week**

	League	Right Hand	Left Hand
League Average Before Bowling	118.24	118.24	
Average of scores bowled that night	121.83	121.83	
New League Average After Bowling	118.52	118.52	
Change in League Average	.28	.28	
People Who Bowled Over Average	5	5	
People Who Bowled Under Average	3	3	
Average Amount of Series Over Avg	29.40	29.40	
Average Amount of Series Under Avg	-16.33	-16.33	
Difference Avg, NiteAvg	4.08	4.08	
Number of Bowlers	8	8	
Number of Games Bowled	24	24	
People Who Raised Their Average	5	5	
Raised By an Average of This Amount	.62	.62	
People Who Lowered Their Average	3	3	
Lowered By an Average of This Amou	-.29	-.29	
Number of Games Bowled Over Avera	13	13	
Number of Games Bowled Under Avera	11	11	

*Note: Averages are based only on people who bowled.*



# Press Release -- 5/4/2024

5/3/2024

## Pinette 2023-24

Friday 6:30 pm

**Big Apple Fun Center**  
**League Championship**

Lanes 5 - 6

Place	Team Name	Avg p/gm	Points Won	Points Lost
1	Dames of the Game	549	7	2
2	Versatile Roofing	425	2	7

### Last Week's Top Scores

Scratch Game		Scratch Series		Handicap Game		Handicap Series	
196	Rebecca McPherson	569	Rebecca McPherson	230	Sue Isaac	626	Sue Isaac
138	Carol Fenstermacher	382	DeAnn Brickner	222	Carol Fenstermacher	623	Carol Fenstermacher
133	DeAnn Brickner	371	Carol Fenstermacher	212	Rebecca McPherson	617	Rebecca McPherson
131	Sue Isaac	356	Gala Sesna	202	Emilie Adamson	586	DeAnn Brickner
128	Emilie Adamson	349	Emilie Adamson	201	DeAnn Brickner	575	Gala Sesna
128	Gala Sesna	329	Sue Isaac	201	Gala Sesna	571	Emilie Adamson
128	Helen Bockerman	327	Helen Bockerman	201	Sandy Hauver	559	Sandy Hauver
95	Sandy Hauver	241	Sandy Hauver	197	Helen Bockerman	534	Helen Bockerman

### Local and Bowling Center Awards

Name	USBC ID Number	Award Average	Award Games	G1	G2	G3	Series	Award Score	Award Received
Sue Isaac	4132-399 USBC	90	24	110	88	131	<b>329</b>	329	300 Series (Local Assoc. Awards)
	4132-399 USBC	90	24	110	88	<b>131</b>	329	131	125 Game (Local Assoc. Awards)