

Newcomers 2023-24

Wednesday 9:30 am

Big Apple Fun Center

Lanes 15 - 20

President: Linda Fees (308)627-6143

Secretary/Treasurer: Jodi Daily (308)458-9806

Team Standings

Place	Lane	#	Team Name	Points Won	Points Lost	%Won	Pins + HDCP	Scratch Pins	Avg p/gm	High Game	High Sers	HDCP Game	HDCP Sers
1	16	4	Tub's Pub	43½	16½	72.5	25554	18102	402	537	1413	695	1887
2	17	6	Bowling Babes	40	20	66.7	25290	17808	395	482	1266	647	1771
3	15	5	Lucky Ducks	32	28	53.3	24635	15815	351	466	1187	637	1765
4	20	3	Day Dreamers	31	29	51.7	24673	16258	361	416	1192	612	1744
5	19	2	Pin Drops	28½	31½	47.5	24815	16904	375	446	1204	627	1712
6	18	1	Bye Team	5	55		0	0		0	0	0	0

Review of Last Week's Bowling.....

Lanes	Team Name	HDCP -1-	HDCP -2-	HDCP -3-	HDCP Total	Last Wk WON	Team Name	HDCP -1-	HDCP -2-	HDCP -3-	HDCP Total	Last Wk WON
15-16	Day Dreamers	525	526	538	1589	0	<---> Bowling Babes	575	531	543	1649	4
17-18	Pin Drops	543	527	621	1691	1	<---> Tub's Pub	553	537	613	1703	3
19-20	Lucky Ducks	545	626	594	1765	4	<---> Bye Team	0	0	0	0	0

Lane Assignments

	15-16	17-18	19-20
Wk16 01/03	5- 4	6- 1	2- 3
Wk17 01/10	2- 1	4- 3	6- 5
Wk18 01/17	3- 5	2- 6	4- 1

Last Week's Top Scores

Team Scratch Game	Team Scratch Series	Team Handicap Game	Team Handicap Series
453 Tub's Pub	1223 Tub's Pub	626 Lucky Ducks	1765 Lucky Ducks
445 Pin Drops	1169 Bowling Babes	621 Pin Drops	1703 Tub's Pub
423 Lucky Ducks	1163 Pin Drops	613 Tub's Pub	1691 Pin Drops
415 Bowling Babes	1156 Lucky Ducks	575 Bowling Babes	1649 Bowling Babes
362 Day Dreamers	1061 Day Dreamers	538 Day Dreamers	1589 Day Dreamers
Scratch Game	Scratch Series	Handicap Game	Handicap Series
193 Kathy Rogers	466 Kathy Rogers	249 Kathy Rogers	634 Kathy Rogers
177 Debra Kermmoade	457 Pat Bowie	233 Debra Kermmoade	601 Pat Bowie
165 Lynn Eacker	408 Lynda Ogle	225 Lynn Eacker	575 Crystal Dailey
155 Pat Bowie	404 Jen Landanger	210 Crystal Dailey	574 Sharon Cordes
154 Jen Landanger	403 Linda Fees	208 Tess Morris	568 Debra Kermmoade
150 Crystal Dailey	400 Debra Kermmoade	204 Randi Stucker	567 Beth Bryan
143 Beth Bryan	399 Beth Bryan	203 Pat Bowie	561 Lynda Ogle
142 Lynda Ogle	395 Crystal Dailey	203 Sharon Cordes	559 Linda Fees
140 Randi Stucker	376 Sharon Cordes	201 Jen Landanger	557 Tess Morris
137 Linda Fees	366 Jodi Daily	199 Beth Bryan	556 Randi Stucker
137 Sharon Cordes			

Season High Scores

Team Scratch Game	Team Scratch Series	Team Handicap Game	Team Handicap Series
537 Tub's Pub	1413 Tub's Pub	695 Tub's Pub	1887 Tub's Pub
482 Bowling Babes	1266 Bowling Babes	647 Bowling Babes	1771 Bowling Babes
466 Lucky Ducks	1204 Pin Drops	637 Lucky Ducks	1765 Lucky Ducks
446 Pin Drops	1192 Day Dreamers	627 Pin Drops	1744 Day Dreamers
416 Day Dreamers	1187 Lucky Ducks	612 Day Dreamers	1712 Pin Drops

Season High Scores - Continued

Scratch Game		Scratch Series		Handicap Game		Handicap Series	
216	Susie Larson	566	Susie Larson	260	Susie Larson	698	Susie Larson
193	Kathy Rogers	473	Jen Landanger	249	Kayla Parker	658	Crystal Dailey
191	Pat Bowie	467	Pat Bowie	249	Kathy Rogers	634	Kathy Rogers
191	Jen Landanger	466	Kathy Rogers	243	Pat Bowie	623	Pat Bowie
186	Michelle Medley	460	Linda Fees	243	Crystal Dailey	623	Beth Bryan
185	Kayla Parker	453	Jodi Daily	243	Deb Gibbs	623	Deb Gibbs
181	Crystal Dailey	444	Lynda Ogle	242	Lynn Eacker	619	Linda Fees
180	Linda Fees	443	Beth Bryan	237	Jen Landanger	619	Kristen Pavelka
178	Jodi Daily	442	Crystal Dailey	235	Michelle Medley	618	Lynn Eacker
177	Debra Kermmoade	431	Debra Kermmoade	233	Linda Fees	618	Randi Stucker
				233	Debra Kermmoade		
				233	Randi Stucker		

Team Rosters

1 - Bye Team

2 - Pin Drops

Name	Avg	HDCP	Pins	Gms	High Game	High Sers	HDCP Game	HDCP Sers	Most Improved Avg +/-	To Raise Avg +1	To Drop Avg -1	Weekly Over Avg Series Avg +/-
Beth Bryan	130	56	3513	27	155	443	210	623	132 -1.89	417	386	399 - 387=12
Sheryl S. Cochran	125	60	3766	30	163	413	223	593	125 +0.53	392	358	
Debra K. Kermmoade	130	56	4316	33	177	431	233	599	132 -1.21	400	363	400 - 390=10
Randi K. Stucker	119	64	4064	34	165	414	233	618	122 -2.47	376	338	364 - 357=7

3 - Day Dreamers

Name	Avg	HDCP	Pins	Gms	High Game	High Sers	HDCP Game	HDCP Sers	Most Improved Avg +/-	To Raise Avg +1	To Drop Avg -1	Weekly Over Avg Series Avg +/-
Jen Landanger	140	48	3382	24	191	473	237	611	141 -0.08	425	397	404 - 423=-19
Deb Gibbs	122	62	4788	39	175	421	243	623	114 +8.77	378	335	345 - 369=-24
Kayla S. Parker	114	68	2737	24	185	398	249	611	114 +0.04	368	340	
Kristen A. Pavelka	109	72	2945	27	151	391	227	619	109 +0.07	355	324	

4 - Tub's Pub

Name	Avg	HDCP	Pins	Gms	High Game	High Sers	HDCP Game	HDCP Sers	Most Improved Avg +/-	To Raise Avg +1	To Drop Avg -1	Weekly Over Avg Series Avg +/-
Linda K. Fees	134	52	5257	39	180	460	233	619	135 -0.21	413	370	403 - 402=1
Lynn R. Eacker	124	60	4096	33	175	425	242	618	121 +3.12	404	367	363 - 372=-9
Pat L. Bowie	140	48	5462	39	191	467	243	623	134 +6.05	460	417	457 - 417=40

5 - Lucky Ducks

Name	Avg	HDCP	Pins	Gms	High Game	High Sers	HDCP Game	HDCP Sers	Most Improved Avg +/-	To Raise Avg +1	To Drop Avg -1	Weekly Over Avg Series Avg +/-
Kathy Rogers	132	54	5573	42	193	466	249	634	128 +4.69	412	366	466 - 390=76
Sharon K. Cordes	118	65	5324	45	157	397	213	586	120 -1.69	388	339	376 - 351=25
Tess Morris	99	80	4165	42	127	354	208	582	99 +0.17	335	289	314 - 294=20

6 - Bowling Babes

Name	Avg	HDCP	Pins	Gms	High Game	High Sers	HDCP Game	HDCP Sers	Most Improved Avg +/-	To Raise Avg +1	To Drop Avg -1	Weekly Over Avg Series Avg +/-
Crystal S. Dailey	124	60	5609	45	181	442	243	658	116 +8.64	391	342	395 - 372=23
Lynda M. Ogle	136	51	5730	42	172	444	223	597	138 -1.57	435	389	408 - 408=0
Jodi Daily	136	51	5197	38	178	453	229	607	137 -0.24	420	378	366 - 414=-48

Temporary Substitutes

Name	Avg	HDCP	Pins	Gms	High Game	High Sers	HDCP Game	HDCP Sers	Most Improved Avg +/-	To Raise Avg +1	To Drop Avg -1	Weekly Over Avg Series Avg +/-
Jo A. Johnson	108	73	973	9	126	346	203	577		335	322	
Susie Larson	154	36	2314	15	216	566	260	698		476	457	
Michelle L. Medley	138	49	414	3	186	414	235	561		420	413	

Individual High Averages

140.92 Jen Landanger
136.43 Lynda Ogle

140.05 Pat Bowie
134.79 Linda Fees

136.76 Jodi Daily
132.69 Kathy Rogers

Most Improved Average

114 to 122.77 = +8.77 Deb Gibbs
128 to 132.69 = +4.69 Kathy Rogers

116 to 124.64 = +8.64 Crystal Dailey
121 to 124.12 = +3.12 Lynn Eacker

134 to 140.05 = +6.05 Pat Bowie
125 to 125.53 = +0.53 Sheryl Cochran

Most Un-Improved Averages

122 to 119.53 = -2.47 Randi Stucker
138 to 136.43 = -1.57 Lynda Ogle

132 to 130.11 = -1.89 Beth Bryan
132 to 130.79 = -1.21 Debra Kermmoad

120 to 118.31 = -1.69 Sharon Cordes
137 to 136.76 = -0.24 Jodi Daily

Newcomers 2023-24

Big Apple Fun Center

Reprint of Scores -- Week 15

Lane 15 3 - Day Dreamers Week 15 12/20/2023

Name	Old	Old						HDCP
	Avg	HDCP	-1-	-2-	-3-	Total	Total	
Jen Landanger	141	47	123	127	154	404	545	
Deb Gibbs	123	61	122	119	104	345	528	
Kayla S. Parker	114	68	a104	a104	a104	312	516	
			====	====	====	====	====	
Scratch Total			349	350	362	1061	1061	
Handicap			176	176	176		528	
Total			525	526	538	1061	1589	
Team Points Won			0.0	0.0	0.0	0.0	0.0	

Lane 16 6 - Bowling Babes Week 15 12/20/2023

Name	Old	Old						HDCP
	Avg	HDCP	-1-	-2-	-3-	Total	Total	
Crystal S. Dailey	124	60	150	116	129	395	575	
Lynda M. Ogle	136	51	138	142	128	408	561	
Jodi Daily	138	49	127	113	126	366	513	
			====	====	====	====	====	
Scratch Total			415	371	383	1169	1169	
Handicap			160	160	160		480	
Total			575	531	543	1169	1649	
Team Points Won			1.0	1.0	1.0	4.0	4.0	

Lane 17 2 - Pin Drops Week 15 12/20/2023

Name	Old	Old						HDCP
	Avg	HDCP	-1-	-2-	-3-	Total	Total	
Beth Bryan	129	56	128	143	128	399	567	
Debra K. Kermmoade	130	56	124	99	177	400	568	
Randi K. Stucker	119	64	115	109	140	364	556	
			====	====	====	====	====	
Scratch Total			367	351	445	1163	1163	
Handicap			176	176	176		528	
Total			543	527	621	1163	1691	
Team Points Won			0.0	0.0	1.0	1.0	1.0	

Lane 18 4 - Tub's Pub Week 15 12/20/2023

Name	Old	Old						HDCP
	Avg	HDCP	-1-	-2-	-3-	Total	Total	
Linda K. Fees	134	52	137	133	133	403	559	
Lynn R. Eacker	124	60	104	94	165	363	543	
Pat L. Bowie	139	48	152	150	155	457	601	
			====	====	====	====	====	
Scratch Total			393	377	453	1223	1223	
Handicap			160	160	160		480	
Total			553	537	613	1223	1703	
Team Points Won			1.0	1.0	0.0	3.0	3.0	

Lane 19 5 - Lucky Ducks Week 15 12/20/2023

Name	Old	Old						HDCP
	Avg	HDCP	-1-	-2-	-3-	Total	Total	
Kathy Rogers	130	56	132	193	141	466	634	
Sharon K. Cordes	117	66	116	137	123	376	574	
Tess Morris	98	81	94	93	127	314	557	
			====	====	====	====	====	
Scratch Total			342	423	391	1156	1156	
Handicap			203	203	203		609	
Total			545	626	594	1156	1765	
Team Points Won			1.0	1.0	1.0	4.0	4.0	

Lane 20 1 - Bye Team Week 15 12/20/2023

Name	Old	Old						HDCP
	Avg	HDCP	-1-	-2-	-3-	Total	Total	
No one bowled								

Newcomers 2023-24

Big Apple Fun Center

* Bowlers listed must have a minimum of 1 games.

Change in Average

Name	-----Old-----		Old					---Average Change---			Weekly Over Avg
	Pins	Games	Avg	-1-	-2-	-3-	Total	New - Old	---> +/-	Series Avg +/-	
Pat L. Bowie	5005	36	139	152	150	155	457	140.05	- 139.03	= 1.02	457 - 417=40
Beth Bryan	3114	24	129	128	143	128	399	130.11	- 129.75	= 0.36	399 - 387=12
Sheryl S. Cochran	3766	30	125				0	125.53	- 125.53	= 0.00	
Sharon K. Cordes	4948	42	117	116	137	123	376	118.31	- 117.81	= 0.50	376 - 351=25
Crystal S. Dailey	5214	42	124	150	116	129	395	124.64	- 124.14	= 0.50	395 - 372=23
Jodi Daily	4831	35	138	127	113	126	366	136.76	- 138.03	= -1.27	366 - 414=-48
Lynn R. Eacker	3733	30	124	104	94	165	363	124.12	- 124.43	= -0.31	363 - 372=-9
Linda K. Fees	4854	36	134	137	133	133	403	134.79	- 134.83	= -0.04	403 - 402=1
Deb Gibbs	4443	36	123	122	119	104	345	122.77	- 123.42	= -0.65	345 - 369=-24
Jo A. Johnson	973	9	108				0	108.11	- 108.11	= 0.00	
Debra K. Kermmoade	3916	30	130	124	99	177	400	130.79	- 130.53	= 0.25	400 - 390=10
Jen Landanger	2978	21	141	123	127	154	404	140.92	- 141.81	= -0.89	404 - 423=-19
Susie Larson	2314	15	154				0	154.27	- 154.27	= 0.00	
Michelle L. Medley	414	3	138				0	138.00	- 138.00	= 0.00	
Tess Morris	3851	39	98	94	93	127	314	99.17	- 98.74	= 0.42	314 - 294=20
Lynda M. Ogle	5322	39	136	138	142	128	408	136.43	- 136.46	= -0.03	408 - 408=0
Kayla S. Parker	2737	24	114	a104	a104	a104	312	114.04	- 114.04	= 0.00	
Kristen A. Pavelka	2945	27	109				0	109.07	- 109.07	= 0.00	
Kathy Rogers	5107	39	130	132	193	141	466	132.69	- 130.95	= 1.74	466 - 390=76
Randi K. Stucker	3700	31	119	115	109	140	364	119.53	- 119.35	= 0.17	364 - 357=7

Newcomers 2023-24

Big Apple Fun Center

* Bowlers listed must have a minimum of 1 games.

High Average Listing

	<u>Name</u>	<u>True Average</u>	<u>Pins</u>	<u>Gms</u>	<u>To Raise Avg +1</u>	<u>To Drop Avg -1</u>
1	Susie Larson	154.27	2314	15	476	457
2	Jen Landanger	140.92	3382	24	425	397
3	Pat L. Bowie	140.05	5462	39	460	417
4	Michelle L. Medley	138.00	414	3	420	413
5	Jodi Daily	136.76	5197	38	420	378
6	Lynda M. Ogle	136.43	5730	42	435	389
7	Linda K. Fees	134.79	5257	39	413	370
8	Kathy Rogers	132.69	5573	42	412	366
9	Debra K. Kermmoade	130.79	4316	33	400	363
10	Beth Bryan	130.11	3513	27	417	386
11	Sheryl S. Cochran	125.53	3766	30	392	358
12	Crystal S. Dailey	124.64	5609	45	391	342
13	Lynn R. Eacker	124.12	4096	33	404	367
14	Deb Gibbs	122.77	4788	39	378	335
15	Randi K. Stucker	119.53	4064	34	376	338
16	Sharon K. Cordes	118.31	5324	45	388	339
17	Kayla S. Parker	114.04	2737	24	368	340
18	Kristen A. Pavelka	109.07	2945	27	355	324
19	Jo A. Johnson	108.11	973	9	335	322
20	Tess Morris	99.17	4165	42	335	289

Newcomers 2023-24

Big Apple Fun Center

* Bowlers listed must have a minimum of 22 games.

Note: This report includes information through December 20 which is Week 15 of 31

Most Improved Averages

Name	True Average	Most Improved Avg	+/-	Name	True Average	Most Improved Avg	+/-
Deb Gibbs	122.77	114	+8.77	Jen Landanger	140.92	141	-0.08
Crystal S. Dailey	124.64	116	+8.64	Linda K. Fees	134.79	135	-0.21
Pat L. Bowie	140.05	134	+6.05	Jodi Daily	136.76	137	-0.24
Kathy Rogers	132.69	128	+4.69	Debra K. Kermmoade	130.79	132	-1.21
Lynn R. Eacker	124.12	121	+3.12	Lynda M. Ogle	136.43	138	-1.57
Sheryl S. Cochran	125.53	125	+0.53	Sharon K. Cordes	118.31	120	-1.69
Tess Morris	99.17	99	+0.17	Beth Bryan	130.11	132	-1.89
Kristen A. Pavelka	109.07	109	+0.07	Randi K. Stucker	119.53	122	-2.47
Kayla S. Parker	114.04	114	+0.04				

Newcomers 2023-24

Big Apple Fun Center

* Bowlers listed must have a minimum of 1 games.

Most Pins Over Average

Name	-----Old-----		Old				Total	---Average Change---			Weekly Over Avg
	Pins	Games	Avg	-1-	-2-	-3-		New - Old ---> +/-	Series Avg +/-		
Kathy Rogers	5107	39	130	132	193	141	466	132.69	- 130.95	= 1.74	466 - 390=76
Pat L. Bowie	5005	36	139	152	150	155	457	140.05	- 139.03	= 1.02	457 - 417=40
Sharon K. Cordes	4948	42	117	116	137	123	376	118.31	- 117.81	= 0.50	376 - 351=25
Crystal S. Dailey	5214	42	124	150	116	129	395	124.64	- 124.14	= 0.50	395 - 372=23
Tess Morris	3851	39	98	94	93	127	314	99.17	- 98.74	= 0.42	314 - 294=20
Beth Bryan	3114	24	129	128	143	128	399	130.11	- 129.75	= 0.36	399 - 387=12
Debra K. Kermmoade	3916	30	130	124	99	177	400	130.79	- 130.53	= 0.25	400 - 390=10
Randi K. Stucker	3700	31	119	115	109	140	364	119.53	- 119.35	= 0.17	364 - 357=7
Linda K. Fees	4854	36	134	137	133	133	403	134.79	- 134.83	= -0.04	403 - 402=1
Lynda M. Ogle	5322	39	136	138	142	128	408	136.43	- 136.46	= -0.03	408 - 408=0
Lynn R. Eacker	3733	30	124	104	94	165	363	124.12	- 124.43	= -0.31	363 - 372=-9
Jen Landanger	2978	21	141	123	127	154	404	140.92	- 141.81	= -0.89	404 - 423=-19
Deb Gibbs	4443	36	123	122	119	104	345	122.77	- 123.42	= -0.65	345 - 369=-24
Jodi Daily	4831	35	138	127	113	126	366	136.76	- 138.03	= -1.27	366 - 414=-48

Newcomers 2023-24

Big Apple Fun Center

This report is for scores bowled December 20 which is Week 15 of 31

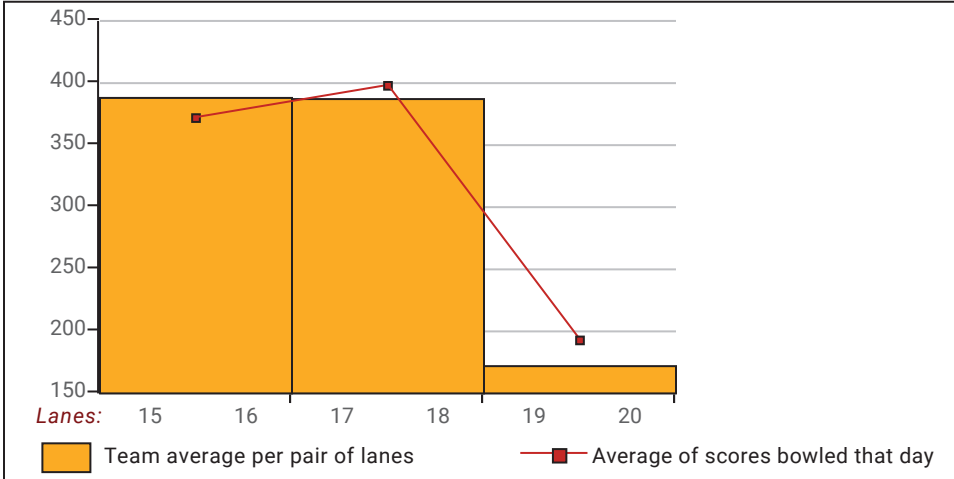
This Week's Statistics: Lefties vs Righties

Unless designated left handed, bowlers are considered right handed.

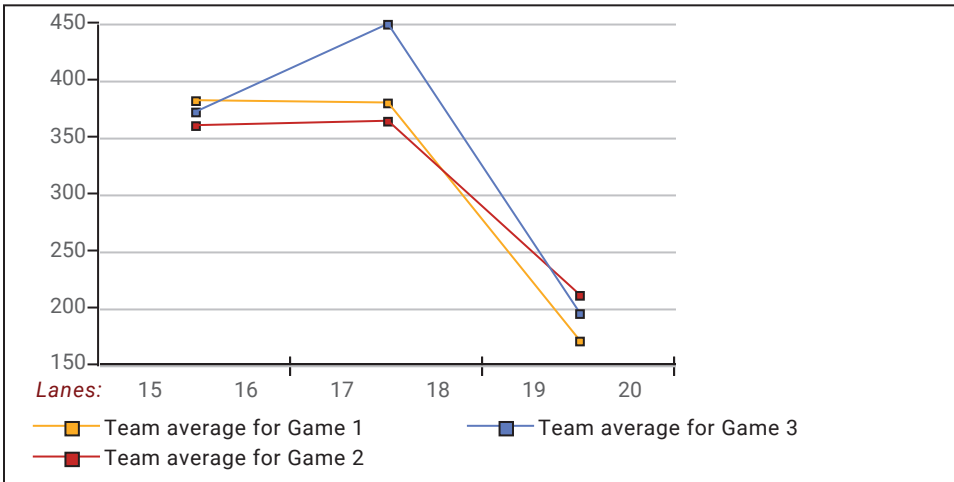
	Over All	Right	Left
How many people bowled	14	13	1
Number of games bowled	42	39	3
Actual average of week's scores	130.00	130.62	122.00
How many games above average	19	19	0
How many games below average	23	20	3
Pins above/below average per game	2.71	4.15	-16.00
How many people raised average	8	8	--
by this amount	0.62	0.62	0.00
How many people went down	6	5	1
by this amount	-0.53	-0.38	-1.27
League average before bowling	127.81	127.02	138.03
League average after bowling	127.93	127.26	136.76
Change in league average	0.13	0.24	-1.27
800s	--	--	--
775s	--	--	--
750s	--	--	--
725s	--	--	--
700s	--	--	--
675s	--	--	--
650s	--	--	--
625s	--	--	--
600s	--	--	--
575s	--	--	--
550s	--	--	--
525s	--	--	--
500s	--	--	--
475s	--	--	--
450s	2	2	--
425s	--	--	--
400s	4	4	--
below 400	8	7	1
300s	--	--	--
275s	--	--	--
250s	--	--	--
225s	--	--	--
200s	--	--	--
175s	2	2	--
150s	6	6	--
125s	18	16	2
100s	12	11	1
below 100	4	4	--

This report is for scores bowled December 20 which is Week 15 of 31

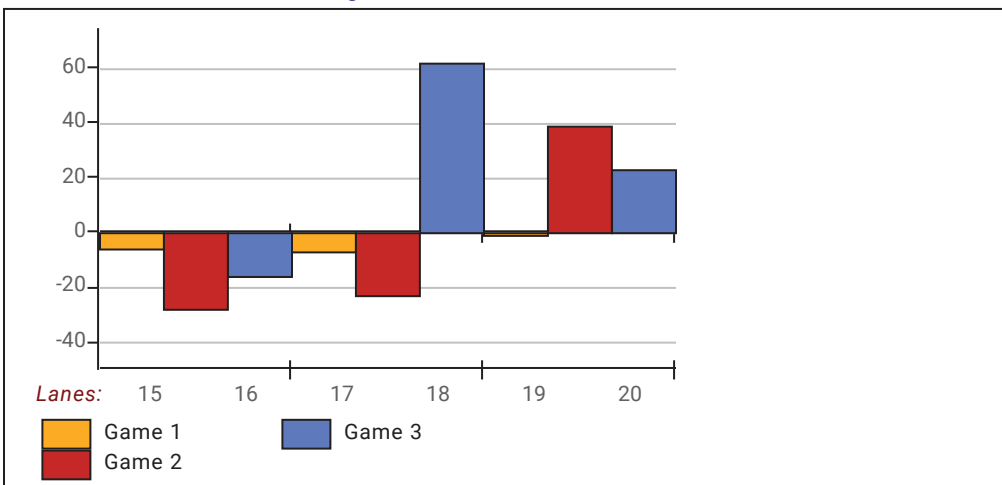
Team Average vs Avg of Scores



Average of Scores for Each Game

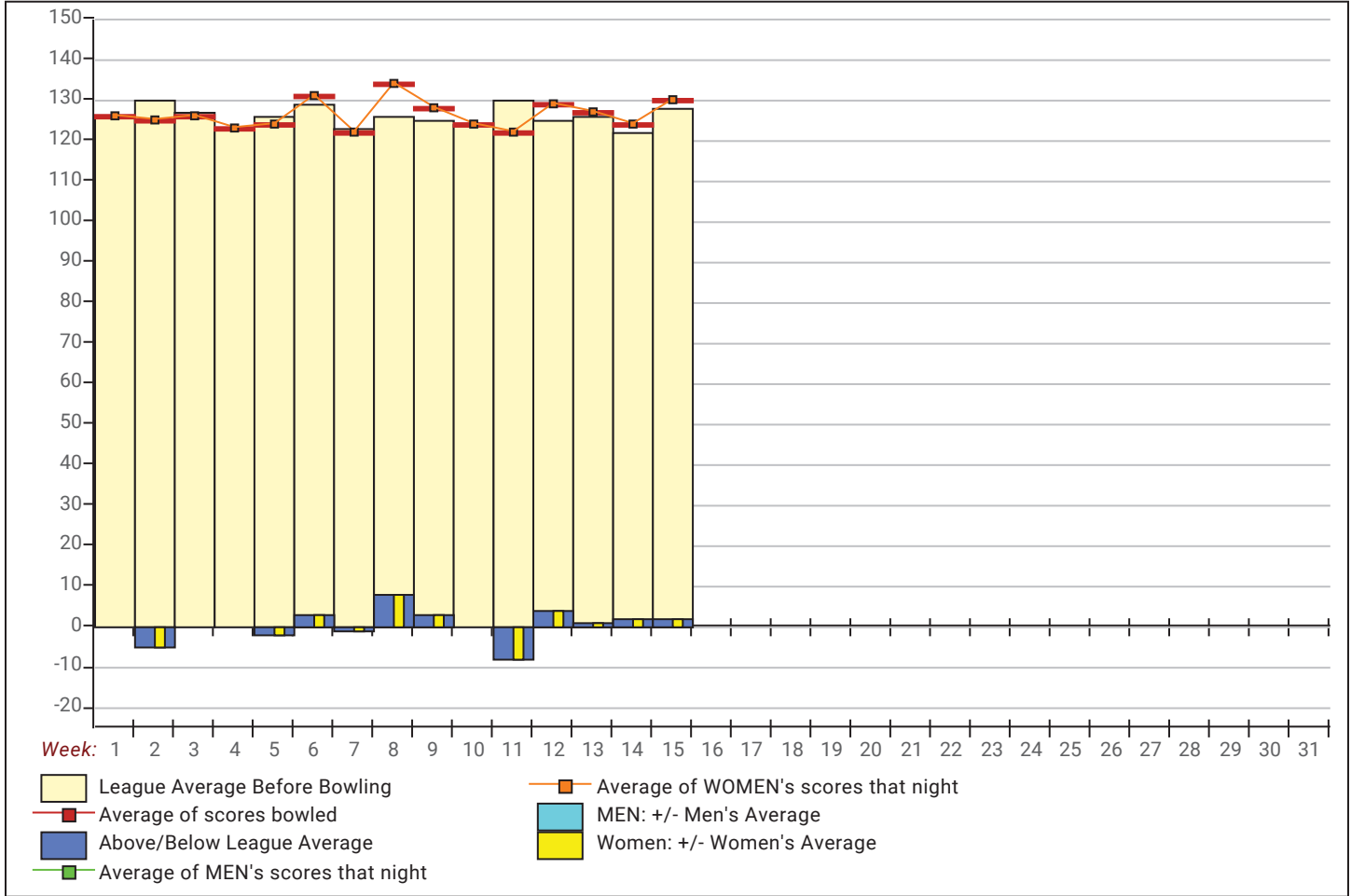


Amount Over/Under Team Average



This report is for scores bowled December 20 which is Week 15 of 31

League Average Week-by-Week



League Average Statistics for Last Week

	League	Right Hand	Left Hand
League Average Before Bowling	127.81	127.02	138.03
Average of scores bowled that night	130.00	130.62	122.00
New League Average After Bowling	127.93	127.26	136.76
Change in League Average	.13	.24	-1.27
People Who Bowled Over Average	8	8	
People Who Bowled Under Average	6	5	1
Average Amount of Series Over Avg	26.63	26.63	
Average Amount of Series Under Avg	-16.50	-10.20	-48.00
Difference Avg, NiteAvg	2.71	4.15	-16.00
Number of Bowlers	14	13	1
Number of Games Bowled	42	39	3
People Who Raised Their Average	8	8	
Raised By an Average of This Amount	.62	.62	
People Who Lowered Their Average	6	5	1
Lowered By an Average of This Amou	-.53	-.38	-1.27
Number of Games Bowled Over Avera	19	19	
Number of Games Bowled Under Avera	23	20	3

Note: Averages are based only on people who bowled.

Press Release -- 12/20/2023

12/20/2023 Week 15 of 31

Newcomers 2023-24

Wednesday 9:30 am

Big Apple Fun Center

Lanes 15 - 20

Team Standings

Place	Team Name	Avg p/gm	Points Won	Points Lost	Year-To-Date WON	Y-T-D LOST
1	Tub's Pub	402	43½	16½	43½	16½
2	Bowling Babes	395	40	20	40	20
3	Lucky Ducks	351	32	28	32	28
4	Day Dreamers	361	31	29	31	29
5	Pin Drops	375	28½	31½	28½	31½
6	Bye Team		5	55	5	55

*** Although not shown, standings are determined by points only for the current split

Last Week's Top Scores

Scratch Game		Scratch Series		Handicap Game		Handicap Series	
193	Kathy Rogers	466	Kathy Rogers	249	Kathy Rogers	634	Kathy Rogers
177	Debra Kermmoade	457	Pat Bowie	233	Debra Kermmoade	601	Pat Bowie
165	Lynn Eacker	408	Lynda Ogle	225	Lynn Eacker	575	Crystal Dailey
155	Pat Bowie	404	Jen Landanger	210	Crystal Dailey	574	Sharon Cordes
154	Jen Landanger	403	Linda Fees	208	Tess Morris	568	Debra Kermmoade
150	Crystal Dailey	400	Debra Kermmoade	204	Randi Stucker	567	Beth Bryan
143	Beth Bryan	399	Beth Bryan	203	Pat Bowie	561	Lynda Ogle
142	Lynda Ogle	395	Crystal Dailey	203	Sharon Cordes	559	Linda Fees
140	Randi Stucker	376	Sharon Cordes	201	Jen Landanger	557	Tess Morris
137	Linda Fees	366	Jodi Daily	199	Beth Bryan	556	Randi Stucker
137	Sharon Cordes						

Local and Bowling Center Awards

Name	USBC ID Number	Award Average	Award Games	G1	G2	G3	Series	Award Score	Award Received
Debra K. Kermmoade	4092-89 USBC	130	30	124	99	177	400	177	175 Game (Local Assoc. Awards)
Tess Morris	9726-4308 USBC	98	39	94	93	127	314	127	125 Game (Local Assoc. Awards)
Kathy Rogers	4167-211 USBC	130	39	132	193	141	466	193	175 Game (Local Assoc. Awards)

Newcomers 2023-24

Wednesday 9:30 am

Big Apple Fun Center

Lanes 15 - 20

President: Linda Fees (308)627-6143

Secretary/Treasurer: Jodi Daily (308)458-9806

Team Standings

Place	Lane	#	Team Name	Points Won	Points Lost	%Won	Pins + HDCP	Scratch Pins	Avg p/gm	High Game	High Sers	HDCP Game	HDCP Sers
1	16	6	Bowling Babes	41	19	68.3	50505	35847	398	482	1339	647	1792
2	18	5	Lucky Ducks	41	19	68.3	49489	31705	352	466	1187	637	1765
3	15	4	Tub's Pub	36½	23½	60.8	50872	36277	403	537	1413	695	1887
4	19	3	Day Dreamers	33	27	55.0	49575	33009	366	456	1263	652	1788
5	17	2	Pin Drops	24½	35½	40.8	47933	32627	375	464	1284	641	1815
6	20	1	Bye Team	4	56		0	0		0	0	0	0

Review of Last Week's Bowling.....

Lanes	Team Name	HDCP -1-	HDCP -2-	HDCP -3-	HDCP Total	Last Wk WON	Team Name	HDCP -1-	HDCP -2-	HDCP -3-	HDCP Total	Last Wk WON
15-16	Tub's Pub	529	583	526	1638	1	<---> Bowling Babes	577	572	541	1690	3
17-18	Pin Drops	551	488	570	1609	0	<---> Lucky Ducks	568	544	585	1697	4
19-20	Day Dreamers	531	522	532	1585	3	<---> Bye Team	0	0	0	0	1

Lane Assignments

15-16

TB1 04/15 6-5 Tie-Breaker Scores Tie-Breaker Scores count

Last Week's Top Scores

Team Scratch Game		Team Scratch Series		Team Handicap Game		Team Handicap Series	
422	Tub's Pub	1210	Bowling Babes	585	Lucky Ducks	1697	Lucky Ducks
417	Bowling Babes	1155	Tub's Pub	583	Tub's Pub	1690	Bowling Babes
391	Pin Drops	1103	Lucky Ducks	577	Bowling Babes	1638	Tub's Pub
387	Lucky Ducks	1072	Pin Drops	570	Pin Drops	1609	Pin Drops
361	Day Dreamers	1072	Day Dreamers	532	Day Dreamers	1585	Day Dreamers
Scratch Game		Scratch Series		Handicap Game		Handicap Series	
170	Pat Bowie	443	Kathy Rogers	221	Kathy Rogers	599	Kathy Rogers
169	Kathy Rogers	432	Pat Bowie	218	Lynda Ogle	588	Lynn Eacker
169	Lynda Ogle	419	Debra Kermmoade	217	Pat Bowie	584	Debra Kermmoade
157	Crystal Dailey	413	Jen Landanger	215	Crystal Dailey	573	Pat Bowie
155	Debra Kermmoade	413	Jodi Daily	213	Randi Stucker	572	Jodi Daily
153	Jen Landanger	407	Lynda Ogle	210	Debra Kermmoade	569	Deb Gibbs
149	Randi Stucker	405	Lynn Eacker	206	Lynn Eacker	564	Crystal Dailey
146	Deb Gibbs	390	Crystal Dailey	206	Deb Gibbs	554	Lynda Ogle
146	Jodi Daily	389	Deb Gibbs	203	Sharon Cordes	552	Sharon Cordes
145	Lynn Eacker	351	Sharon Cordes	199	Jodi Daily	548	Jen Landanger

Season High Scores

Team Scratch Game		Team Scratch Series		Team Handicap Game		Team Handicap Series	
537	Tub's Pub	1413	Tub's Pub	695	Tub's Pub	1887	Tub's Pub
482	Bowling Babes	1339	Bowling Babes	652	Day Dreamers	1815	Pin Drops
466	Lucky Ducks	1284	Pin Drops	647	Bowling Babes	1792	Bowling Babes
464	Pin Drops	1263	Day Dreamers	641	Pin Drops	1788	Day Dreamers
456	Day Dreamers	1187	Lucky Ducks	637	Lucky Ducks	1765	Lucky Ducks
Scratch Game		Scratch Series		Handicap Game		Handicap Series	
200	Lynda Ogle	517	Lynda Ogle	250	Lynda Ogle	667	Lynda Ogle
193	Kathy Rogers	475	Jodi Daily	249	Kathy Rogers	658	Crystal Dailey
191	Pat Bowie	467	Pat Bowie	247	Debra Kermmoade	634	Kathy Rogers
191	Debra Kermmoade	466	Kathy Rogers	243	Pat Bowie	634	Jodi Daily
184	Crystal Dailey	460	Linda Fees	243	Crystal Dailey	630	Deb Gibbs
180	Linda Fees	449	Debra Kermmoade	243	Deb Gibbs	623	Pat Bowie
178	Jodi Daily	449	Crystal Dailey	237	Sheryl Cochran	619	Linda Fees
176	Sheryl Cochran	447	Deb Gibbs	235	Sharon Cordes	618	Sharon Cordes
175	Deb Gibbs	421	Sheryl Cochran	233	Linda Fees	618	Randi Stucker

Newcomers 2023-24

Scratch Game	Scratch Series	Handicap Game	Handicap Series
167 Sharon Cordes	414 Sharon Cordes 414 Randi Stucker	233 Randi Stucker	617 Debra Kermmoade

Team Rosters

1 - Bye Team

2 - Pin Drops

<u>Name</u>	<u>Avg</u>	<u>HDCP</u>	<u>Pins</u>	<u>Gms</u>	<u>High Game</u>	<u>High Sers</u>	<u>HDCP Game</u>	<u>HDCP Sers</u>	<u>Most Improved Avg +/-</u>	<u>To Raise Avg +1</u>	<u>To Drop Avg -1</u>	<u>Weekly Over Avg Series Avg +/-</u>
Beth Bryan	129	56	6614	51	169	457	225	625	132 -2.31	406	351	
Sheryl S. Cochran	123	61	7646	62	176	421	237	607	125 -1.68	414	348	
Debra K. Kermmoade	131	55	8309	63	191	449	247	617	132 -0.11	403	336	419 - 393=26
Randi K. Stucker	118	65	7613	64	165	414	233	618	122 -3.05	360	292	345 - 357=-12

3 - Day Dreamers

<u>Name</u>	<u>Avg</u>	<u>HDCP</u>	<u>Pins</u>	<u>Gms</u>	<u>High Game</u>	<u>High Sers</u>	<u>HDCP Game</u>	<u>HDCP Sers</u>	<u>Most Improved Avg +/-</u>	<u>To Raise Avg +1</u>	<u>To Drop Avg -1</u>	<u>Weekly Over Avg Series Avg +/-</u>
Jen Landanger	142	46	6858	48	199	478	246	616	141 +1.88	435	383	413 - 429=-16
Deb Gibbs	124	60	9721	78	175	447	243	630	114 +10.63	404	322	389 - 372=17
Kayla S. Parker	116	67	6284	54	185	398	249	611	114 +2.37	385	327	270 - 351=-81
Kristen A. Pavelka	107	74	5166	48	151	391	227	619	109 -1.38	342	290	

4 - Tub's Pub

<u>Name</u>	<u>Avg</u>	<u>HDCP</u>	<u>Pins</u>	<u>Gms</u>	<u>High Game</u>	<u>High Sers</u>	<u>HDCP Game</u>	<u>HDCP Sers</u>	<u>Most Improved Avg +/-</u>	<u>To Raise Avg +1</u>	<u>To Drop Avg -1</u>	<u>Weekly Over Avg Series Avg +/-</u>
Linda K. Fees	132	54	9147	69	180	460	233	619	135 -2.43	429	356	318 - 399=-81
Lynn R. Eacker	123	61	7064	57	175	425	242	618	121 +2.93	376	315	405 - 369=36
Pat L. Bowie	141	47	10207	72	191	467	243	623	134 +7.76	443	367	432 - 423=9

5 - Lucky Ducks

<u>Name</u>	<u>Avg</u>	<u>HDCP</u>	<u>Pins</u>	<u>Gms</u>	<u>High Game</u>	<u>High Sers</u>	<u>HDCP Game</u>	<u>HDCP Sers</u>	<u>Most Improved Avg +/-</u>	<u>To Raise Avg +1</u>	<u>To Drop Avg -1</u>	<u>Weekly Over Avg Series Avg +/-</u>
Kathy Rogers	135	52	11780	87	193	466	249	634	128 +7.40	460	369	443 - 402=41
Sharon K. Cordes	116	67	9753	84	167	414	235	618	120 -3.89	426	338	351 - 348=3
Tess Morris	101	79	8510	84	141	363	221	603	99 +2.31	364	276	309 - 303=6

6 - Bowling Babes

<u>Name</u>	<u>Avg</u>	<u>HDCP</u>	<u>Pins</u>	<u>Gms</u>	<u>High Game</u>	<u>High Sers</u>	<u>HDCP Game</u>	<u>HDCP Sers</u>	<u>Most Improved Avg +/-</u>	<u>To Raise Avg +1</u>	<u>To Drop Avg -1</u>	<u>Weekly Over Avg Series Avg +/-</u>
Crystal S. Dailey	127	58	11120	87	184	449	243	658	116 +11.82	400	309	390 - 381=9
Lynda M. Ogle	138	49	11181	81	200	517	250	667	138 +0.04	495	410	407 - 414=-7
Jodi Daily	133	53	10445	78	178	475	229	634	137 -3.09	409	327	413 - 399=14

Temporary Substitutes

<u>Name</u>	<u>Avg</u>	<u>HDCP</u>	<u>Pins</u>	<u>Gms</u>	<u>High Game</u>	<u>High Sers</u>	<u>HDCP Game</u>	<u>HDCP Sers</u>	<u>Most Improved Avg +/-</u>	<u>To Raise Avg +1</u>	<u>To Drop Avg -1</u>	<u>Weekly Over Avg Series Avg +/-</u>
Jo A. Johnson	124	60	4114	33	179	414	242	608	119 +5.67	386	349	
Susie Larson	151	39	5001	33	216	566	260	698	150 +1.55	471	434	
Michelle L. Medley	145	44	870	6	186	456	235	603		444	434	

Individual High Averages

141.76 Pat Bowie	138.04 Lynda Ogle	135.40 Kathy Rogers
133.91 Jodi Daily	132.57 Linda Fees	131.89 Debra Kermmoade

Most Improved Average

116 to 127.82 = +11.82 Crystal Dailey	114 to 124.63 = +10.63 Deb Gibbs	134 to 141.76 = +7.76 Pat Bowie
128 to 135.40 = +7.40 Kathy Rogers	99 to 101.31 = +2.31 Tess Morris	138 to 138.04 = +0.04 Lynda Ogle

Most Un-Improved Averages

120 to 116.11 = -3.89 Sharon Cordes	137 to 133.91 = -3.09 Jodi Daily	122 to 118.95 = -3.05 Randi Stucker
135 to 132.57 = -2.43 Linda Fees	132 to 129.69 = -2.31 Beth Bryan	125 to 123.32 = -1.68 Sheryl Cochran

Newcomers 2023-24

Big Apple Fun Center

Reprint of Scores -- Week 30

Lane 15 4 - Tub's Pub Week 30 4/10/2024

Name	Old	Old	-1-	-2-	-3-	Total	HDCP
	Avg	HDCP					Total
Linda K. Fees	133	53	108	125	85	318	477
Lynn R. Eacker	123	61	145	127	133	405	588
Pat L. Bowie	141	47	115	170	147	432	573
			====	====	====	====	====
Scratch Total			368	422	365	1155	1155
Handicap			161	161	161		483
Total			529	583	526	1155	1638
Team Points Won			0.0	1.0	0.0	1.0	1.0

Lane 16 6 - Bowling Babes Week 30 4/10/2024

Name	Old	Old	-1-	-2-	-3-	Total	HDCP
	Avg	HDCP					Total
Crystal S. Dailey	127	58	102	157	131	390	564
Lynda M. Ogle	138	49	169	115	123	407	554
Jodi Daily	133	53	146	140	127	413	572
			====	====	====	====	====
Scratch Total			417	412	381	1210	1210
Handicap			160	160	160		480
Total			577	572	541	1210	1690
Team Points Won			1.0	0.0	1.0	3.0	3.0

Lane 17 2 - Pin Drops Week 30 4/10/2024

Name	Old	Old	-1-	-2-	-3-	Total	HDCP
	Avg	HDCP					Total
Sheryl S. Cochran	124	60	104	90	a114	308	488
Debra K. Kermmoade	131	55	155	136	128	419	584
Randi K. Stucker	119	64	113	83	149	345	537
			====	====	====	====	====
Scratch Total			372	309	391	1072	1072
Handicap			179	179	179		537
Total			551	488	570	1072	1609
Team Points Won			0.0	0.0	0.0	0.0	0.0

Lane 18 5 - Lucky Ducks Week 30 4/10/2024

Name	Old	Old	-1-	-2-	-3-	Total	HDCP
	Avg	HDCP					Total
Kathy Rogers	134	52	155	119	169	443	599
Sharon K. Cordes	116	67	100	115	136	351	552
Tess Morris	101	79	115	112	82	309	546
			====	====	====	====	====
Scratch Total			370	346	387	1103	1103
Handicap			198	198	198		594
Total			568	544	585	1103	1697
Team Points Won			1.0	1.0	1.0	4.0	4.0

Lane 19 3 - Day Dreamers Week 30 4/10/2024

Name	Old	Old	-1-	-2-	-3-	Total	HDCP
	Avg	HDCP					Total
Jen Landanger	143	45	152	108	153	413	548
Deb Gibbs	124	60	139	146	104	389	569
Kayla S. Parker	117	66	69	97	104	270	468
			====	====	====	====	====
Scratch Total			360	351	361	1072	1072
Handicap			171	171	171		513
Total			531	522	532	1072	1585
Team Points Won			1.0	0.0	1.0	3.0	3.0

Lane 20 1 - Bye Team Week 30 4/10/2024

Name	Old	Old	-1-	-2-	-3-	Total	HDCP
	Avg	HDCP					Total
No one bowled							

Newcomers 2023-24

Big Apple Fun Center

* Bowlers listed must have a minimum of 1 games.

Change in Average

Name	-----Old-----		Old					---Average Change---			Weekly Over Avg
	Pins	Games	Avg	-1-	-2-	-3-	Total	New - Old	---> +/-	Series Avg +/-	
Pat L. Bowie	9775	69	141	115	170	147	432	141.76	- 141.67	= 0.10	432 - 423=9
Beth Bryan	6614	51	129				0	129.69	- 129.69	= 0.00	
Sheryl S. Cochran	7452	60	124	104	90	a114	308	123.32	- 124.20	= -0.88	
Sharon K. Cordes	9402	81	116	100	115	136	351	116.11	- 116.07	= 0.03	351 - 348=3
Crystal S. Dailey	10730	84	127	102	157	131	390	127.82	- 127.74	= 0.08	390 - 381=9
Jodi Daily	10032	75	133	146	140	127	413	133.91	- 133.76	= 0.15	413 - 399=14
Lynn R. Eacker	6659	54	123	145	127	133	405	123.93	- 123.31	= 0.62	405 - 369=36
Linda K. Fees	8829	66	133	108	125	85	318	132.57	- 133.77	= -1.21	318 - 399=-81
Deb Gibbs	9332	75	124	139	146	104	389	124.63	- 124.43	= 0.20	389 - 372=17
Jo A. Johnson	4114	33	124				0	124.67	- 124.67	= 0.00	
Debra K. Kermmoade	7890	60	131	155	136	128	419	131.89	- 131.50	= 0.39	419 - 393=26
Jen Landanger	6445	45	143	152	108	153	413	142.88	- 143.22	= -0.35	413 - 429=-16
Susie Larson	5001	33	151				0	151.55	- 151.55	= 0.00	
Michelle L. Medley	870	6	145				0	145.00	- 145.00	= 0.00	
Tess Morris	8201	81	101	115	112	82	309	101.31	- 101.25	= 0.06	309 - 303=6
Lynda M. Ogle	10774	78	138	169	115	123	407	138.04	- 138.13	= -0.09	407 - 414=-7
Kayla S. Parker	6014	51	117	69	97	104	270	116.37	- 117.92	= -1.55	270 - 351=-81
Kristen A. Pavelka	5166	48	107				0	107.63	- 107.63	= 0.00	
Kathy Rogers	11337	84	134	155	119	169	443	135.40	- 134.96	= 0.44	443 - 402=41
Randi K. Stucker	7268	61	119	113	83	149	345	118.95	- 119.15	= -0.19	345 - 357=-12

Newcomers 2023-24

Big Apple Fun Center

* Bowlers listed must have a minimum of 1 games.

High Average Listing

	<u>Name</u>	<u>True Average</u>	<u>Pins</u>	<u>Gms</u>	<u>To Raise Avg +1</u>	<u>To Drop Avg -1</u>
1	Susie Larson	151.55	5001	33	471	434
2	Michelle L. Medley	145.00	870	6	444	434
3	Jen Landanger	142.88	6858	48	435	383
4	Pat L. Bowie	141.76	10207	72	443	367
5	Lynda M. Ogle	138.04	11181	81	495	410
6	Kathy Rogers	135.40	11780	87	460	369
7	Jodi Daily	133.91	10445	78	409	327
8	Linda K. Fees	132.57	9147	69	429	356
9	Debra K. Kermmoade	131.89	8309	63	403	336
10	Beth Bryan	129.69	6614	51	406	351
11	Crystal S. Dailey	127.82	11120	87	400	309
12	Jo A. Johnson	124.67	4114	33	386	349
13	Deb Gibbs	124.63	9721	78	404	322
14	Lynn R. Eacker	123.93	7064	57	376	315
15	Sheryl S. Cochran	123.32	7646	62	414	348
16	Randi K. Stucker	118.95	7613	64	360	292
17	Kayla S. Parker	116.37	6284	54	385	327
18	Sharon K. Cordes	116.11	9753	84	426	338
19	Kristen A. Pavelka	107.63	5166	48	342	290
20	Tess Morris	101.31	8510	84	364	276

Newcomers 2023-24

Big Apple Fun Center

* Bowlers listed must have a minimum of 22 games.

Note: This report includes information through April 10 which is Week 30 of 31

Most Improved Averages

Name	True Average	Most Improved Avg	+/-	Name	True Average	Most Improved Avg	+/-
Crystal S. Dailey	127.82	116	+11.82	Lynda M. Ogle	138.04	138	+0.04
Deb Gibbs	124.63	114	+10.63	Debra K. Kermmoade	131.89	132	-0.11
Pat L. Bowie	141.76	134	+7.76	Kristen A. Pavelka	107.63	109	-1.38
Kathy Rogers	135.40	128	+7.40	Sheryl S. Cochran	123.32	125	-1.68
Jo A. Johnson	124.67	119	+5.67	Beth Bryan	129.69	132	-2.31
Lynn R. Eacker	123.93	121	+2.93	Linda K. Fees	132.57	135	-2.43
Kayla S. Parker	116.37	114	+2.37	Randi K. Stucker	118.95	122	-3.05
Tess Morris	101.31	99	+2.31	Jodi Daily	133.91	137	-3.09
Jen Landanger	142.88	141	+1.88	Sharon K. Cordes	116.11	120	-3.89
Susie Larson	151.55	150	+1.55				

Newcomers 2023-24

Big Apple Fun Center

* Bowlers listed must have a minimum of 1 games.

Most Pins Over Average

Name	-----Old-----		Old				Total	---Average Change---			Weekly Over Avg
	Pins	Games	Avg	-1-	-2-	-3-		New - Old ---> +/-	Series Avg +/-		
Kathy Rogers	11337	84	134	155	119	169	443	135.40	- 134.96	= 0.44	443 - 402=41
Lynn R. Eacker	6659	54	123	145	127	133	405	123.93	- 123.31	= 0.62	405 - 369=36
Debra K. Kermmoade	7890	60	131	155	136	128	419	131.89	- 131.50	= 0.39	419 - 393=26
Deb Gibbs	9332	75	124	139	146	104	389	124.63	- 124.43	= 0.20	389 - 372=17
Jodi Daily	10032	75	133	146	140	127	413	133.91	- 133.76	= 0.15	413 - 399=14
Pat L. Bowie	9775	69	141	115	170	147	432	141.76	- 141.67	= 0.10	432 - 423=9
Crystal S. Dailey	10730	84	127	102	157	131	390	127.82	- 127.74	= 0.08	390 - 381=9
Tess Morris	8201	81	101	115	112	82	309	101.31	- 101.25	= 0.06	309 - 303=6
Sharon K. Cordes	9402	81	116	100	115	136	351	116.11	- 116.07	= 0.03	351 - 348=3
Lynda M. Ogle	10774	78	138	169	115	123	407	138.04	- 138.13	= -0.09	407 - 414=-7
Randi K. Stucker	7268	61	119	113	83	149	345	118.95	- 119.15	= -0.19	345 - 357=-12
Jen Landanger	6445	45	143	152	108	153	413	142.88	- 143.22	= -0.35	413 - 429=-16
Linda K. Fees	8829	66	133	108	125	85	318	132.57	- 133.77	= -1.21	318 - 399=-81
Kayla S. Parker	6014	51	117	69	97	104	270	116.37	- 117.92	= -1.55	270 - 351=-81

Newcomers 2023-24

Big Apple Fun Center

This report is for scores bowled April 10 which is Week 30 of 31

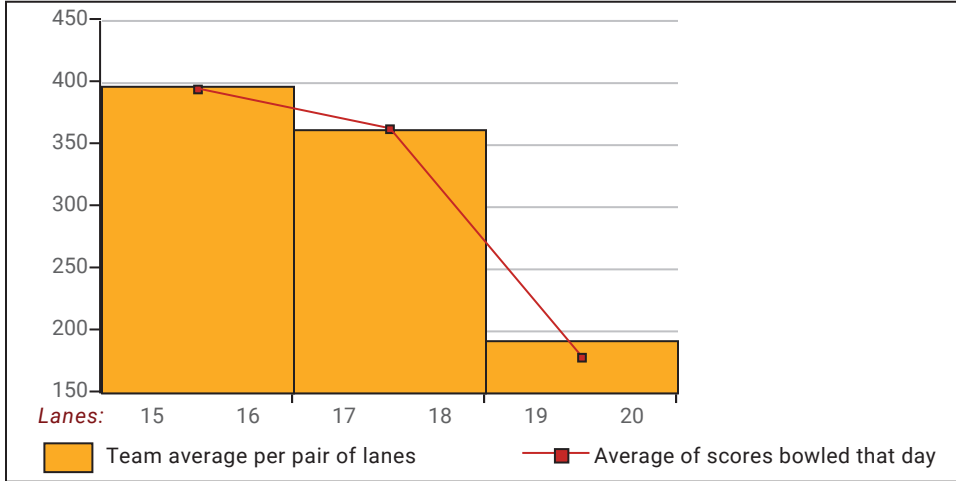
This Week's Statistics: Lefties vs Righties

Unless designated left handed, bowlers are considered right handed.

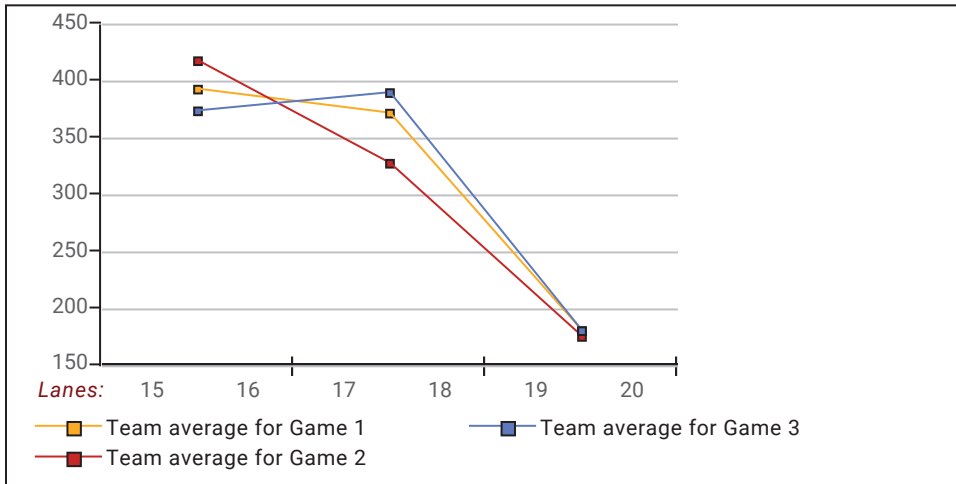
	Over All	Right	Left
How many people bowled	15	14	1
Number of games bowled	44	41	3
Actual average of week's scores	124.95	124.02	137.67
How many games above average	22	20	2
How many games below average	22	21	1
Pins above/below average per game	-2.05	-2.54	4.67
How many people raised average	9	8	1
by this amount	0.23	0.24	0.15
How many people went down	6	6	--
by this amount	-0.71	-0.71	0.00
League average before bowling	127.41	126.95	133.76
League average after bowling	127.26	126.78	133.91
Change in league average	-0.15	-0.17	0.15
800s	--	--	--
775s	--	--	--
750s	--	--	--
725s	--	--	--
700s	--	--	--
675s	--	--	--
650s	--	--	--
625s	--	--	--
600s	--	--	--
575s	--	--	--
550s	--	--	--
525s	--	--	--
500s	--	--	--
475s	--	--	--
450s	--	--	--
425s	2	2	--
400s	5	4	1
below 400	8	8	--
300s	--	--	--
275s	--	--	--
250s	--	--	--
225s	--	--	--
200s	--	--	--
175s	--	--	--
150s	8	8	--
125s	15	12	3
100s	15	15	--
below 100	6	6	--

This report is for scores bowled April 10 which is Week 30 of 31

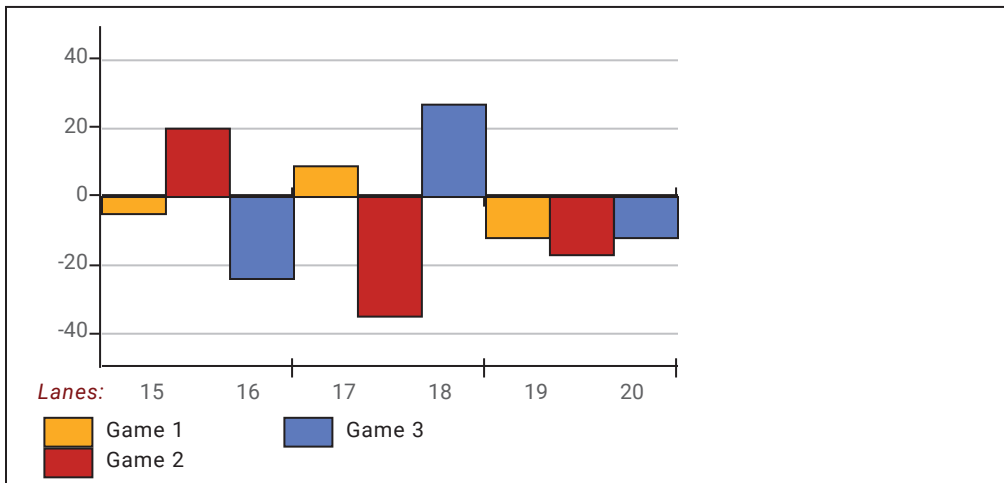
Team Average vs Avg of Scores



Average of Scores for Each Game

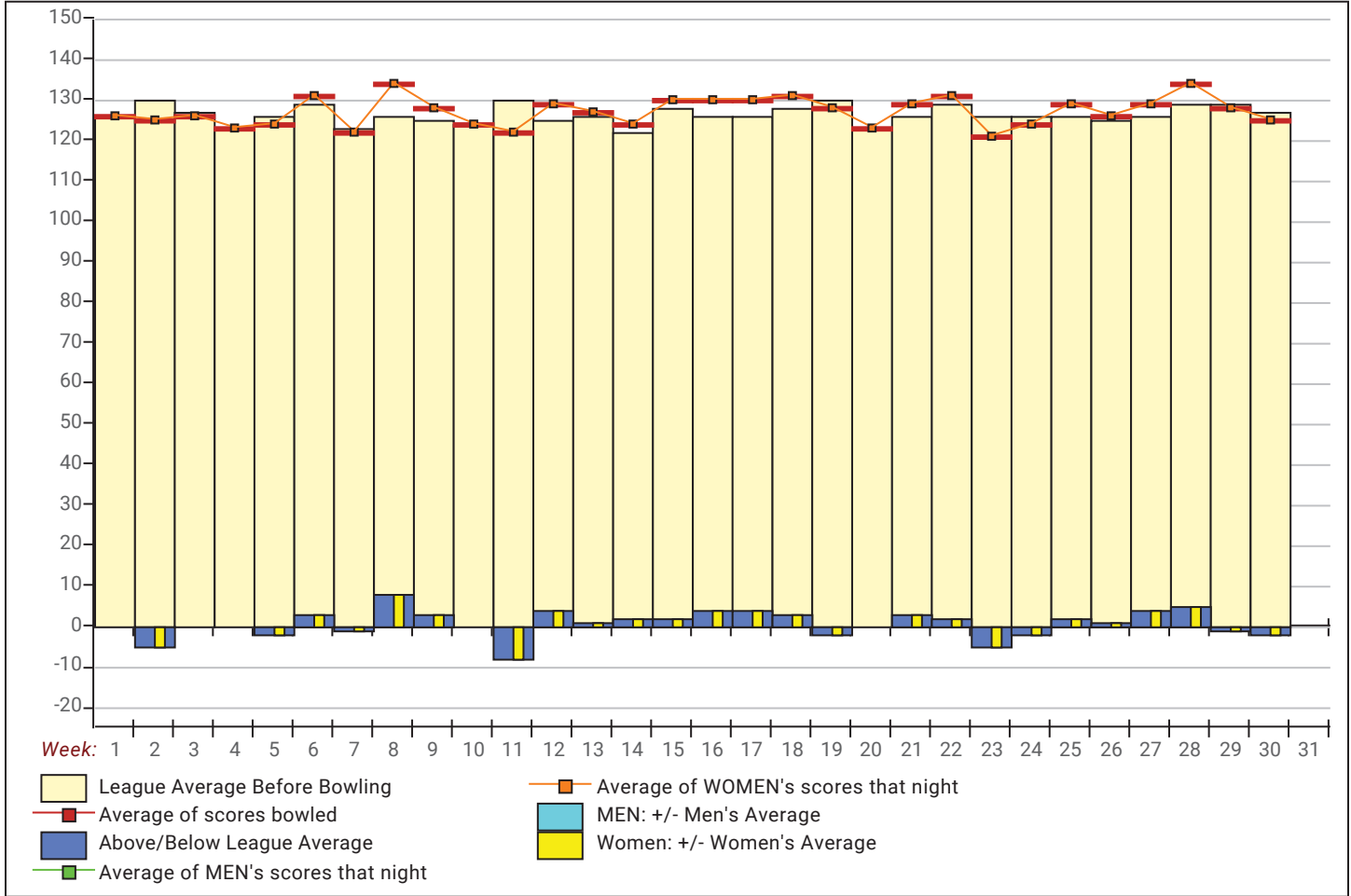


Amount Over/Under Team Average



This report is for scores bowled April 10 which is Week 30 of 31

League Average Week-by-Week



League Average Statistics for Last Week

	League	Right Hand	Left Hand
League Average Before Bowling	127.41	126.95	133.76
Average of scores bowled that night	124.95	124.02	137.67
New League Average After Bowling	127.26	126.78	133.91
Change in League Average	-.15	-.17	.15
People Who Bowled Over Average	9	8	1
People Who Bowled Under Average	6	6	
Average Amount of Series Over Avg	17.89	18.38	14.00
Average Amount of Series Under Avg	-22.83	-22.83	
Difference Avg, NiteAvg	-2.05	-2.54	4.67
Number of Bowlers	15	14	1
Number of Games Bowled	44	41	3
People Who Raised Their Average	9	8	1
Raised By an Average of This Amount	.23	.24	.15
People Who Lowered Their Average	6	6	
Lowered By an Average of This Amou	-.71	-.71	
Number of Games Bowled Over Avera	22	20	2
Number of Games Bowled Under Avera	22	21	1

Note: Averages are based only on people who bowled.

Press Release -- 4/11/2024

4/10/2024 Week 30 of 31

Newcomers 2023-24

Wednesday 9:30 am

Big Apple Fun Center

Lanes 15 - 20

Team Standings

Place	Team Name	Avg p/gm	Points Won	Points Lost	Year-To-Date WON	Y-T-D LOST
1	Bowling Babes	398	41	19	81	39
2	Lucky Ducks	352	41	19	73	47
3	Tub's Pub	403	36½	23½	80	40
4	Day Dreamers	366	33	27	64	56
5	Pin Drops	375	24½	35½	53	67
6	Bye Team		4	56	9	111

*** Although not shown, standings are determined by points only for the current split

Last Week's Top Scores

Scratch Game		Scratch Series		Handicap Game		Handicap Series	
170	Pat Bowie	443	Kathy Rogers	221	Kathy Rogers	599	Kathy Rogers
169	Kathy Rogers	432	Pat Bowie	218	Lynda Ogle	588	Lynn Eacker
169	Lynda Ogle	419	Debra Kermmoade	217	Pat Bowie	584	Debra Kermmoade
157	Crystal Dailey	413	Jen Landanger	215	Crystal Dailey	573	Pat Bowie
155	Debra Kermmoade	413	Jodi Daily	213	Randi Stucker	572	Jodi Daily
153	Jen Landanger	407	Lynda Ogle	210	Debra Kermmoade	569	Deb Gibbs
149	Randi Stucker	405	Lynn Eacker	206	Lynn Eacker	564	Crystal Dailey
146	Deb Gibbs	390	Crystal Dailey	206	Deb Gibbs	554	Lynda Ogle
146	Jodi Daily	389	Deb Gibbs	203	Sharon Cordes	552	Sharon Cordes
145	Lynn Eacker	351	Sharon Cordes	199	Jodi Daily	548	Jen Landanger

Newcomers 2023-24

Monday 9:30 am

Big Apple Fun Center

Lanes 5 - 6

President: Linda Fees (308)627-6143
 Secretary/Treasurer: Jodi Daily (308)458-9806

2nd Half - Tie Breaker Roll-Off

Place	Lane	#	Team Name	Points Won	Points Lost	%Won	Pins + HDCP	Scratch Pins	Avg p/gm	High Game	High Sers	HDCP Game	HDCP Sers
1	20	6	Bowling Babes	3	1	75.0	52308	37170	399	489	1339	649	1803
2	19	5	Lucky Ducks	1	3	25.0	51162	32784	352	466	1187	637	1765

Review of Last Week's Bowling.....

Lanes	Team Name	HDCP -1-	HDCP -2-	HDCP -3-	HDCP Total	Last Wk WON	Team Name	HDCP -1-	HDCP -2-	HDCP -3-	HDCP Total	Last Wk WON
5-6	Lucky Ducks	558	556	559	1673	1	<--> Bowling Babes	554	649	600	1803	3

Lane Assignments

To Be Determined League Championship Play-Off

Last Week's Top Scores

Team Scratch Game		Team Scratch Series		Team Handicap Game		Team Handicap Series	
489	Bowling Babes	1323	Bowling Babes	649	Bowling Babes	1803	Bowling Babes
361	Lucky Ducks	1079	Lucky Ducks	559	Lucky Ducks	1673	Lucky Ducks
Scratch Game		Scratch Series		Handicap Game		Handicap Series	
201	Lynda Ogle	515	Lynda Ogle	250	Lynda Ogle	662	Lynda Ogle
155	Jodi Daily	409	Crystal Dailey	208	Jodi Daily	586	Tess Morris
151	Kathy Rogers	403	Kathy Rogers	203	Kathy Rogers	583	Crystal Dailey
141	Crystal Dailey	399	Jodi Daily	199	Crystal Dailey	559	Kathy Rogers
124	Sharon Cordes	349	Tess Morris	197	Tess Morris	558	Jodi Daily
118	Tess Morris	327	Sharon Cordes	191	Sharon Cordes	528	Sharon Cordes

Season High Scores

Team Scratch Game		Team Scratch Series		Team Handicap Game		Team Handicap Series	
537	Tub's Pub	1413	Tub's Pub	695	Tub's Pub	1887	Tub's Pub
489	Bowling Babes	1339	Bowling Babes	652	Day Dreamers	1815	Pin Drops
466	Lucky Ducks	1284	Pin Drops	649	Bowling Babes	1803	Bowling Babes
464	Pin Drops	1263	Day Dreamers	641	Pin Drops	1788	Day Dreamers
456	Day Dreamers	1187	Lucky Ducks	637	Lucky Ducks	1765	Lucky Ducks
Scratch Game		Scratch Series		Handicap Game		Handicap Series	
201	Lynda Ogle	517	Lynda Ogle	250	Lynda Ogle	667	Lynda Ogle
193	Kathy Rogers	475	Jodi Daily	249	Kathy Rogers	658	Crystal Dailey
191	Pat Bowie	467	Pat Bowie	247	Debra Kermmoade	634	Kathy Rogers
191	Debra Kermmoade	466	Kathy Rogers	243	Pat Bowie	634	Jodi Daily
184	Crystal Dailey	460	Linda Fees	243	Crystal Dailey	630	Deb Gibbs
180	Linda Fees	449	Debra Kermmoade	243	Deb Gibbs	623	Pat Bowie
178	Jodi Daily	449	Crystal Dailey	237	Sheryl Cochran	619	Linda Fees
176	Sheryl Cochran	447	Deb Gibbs	235	Sharon Cordes	618	Sharon Cordes
175	Deb Gibbs	421	Sheryl Cochran	233	Linda Fees	618	Randi Stucker
167	Sharon Cordes	414	Sharon Cordes	233	Randi Stucker	617	Debra Kermmoade
		414	Randi Stucker				

Team Rosters

1 - Bye Team

2 - Pin Drops

Name	Avg	HDCP	Pins	Gms	High Game	High Sers	HDCP Game	HDCP Sers	Most Improved Avg +/-	To Raise Avg +1	To Drop Avg -1	Weekly Over Avg Series Avg +/-
Beth Bryan	129	56	6614	51	169	457	225	625	132 -2.31	406	351	
Sheryl S. Cochran	123	61	7646	62	176	421	237	607	125 -1.68	414	348	
Debra K. Kermmoade	131	55	8309	63	191	449	247	617	132 -0.11	403	336	
Randi K. Stucker	118	65	7613	64	165	414	233	618	122 -3.05	360	292	

3 - Day Dreamers

Name	Avg	HDCP	Pins	Gms	High Game	High Sers	HDCP Game	HDCP Sers	Most Improved Avg +/-	To Raise Avg +1	To Drop Avg -1	Weekly Over Avg Series Avg +/-
Jen Landanger	142	46	6858	48	199	478	246	616	141 +1.88	435	383	
Deb Gibbs	124	60	9721	78	175	447	243	630	114 +10.63	404	322	
Kayla S. Parker	116	67	6284	54	185	398	249	611	114 +2.37	385	327	
Kristen A. Pavelka	107	74	5166	48	151	391	227	619	109 -1.38	342	290	

4 - Tub's Pub

Name	Avg	HDCP	Pins	Gms	High Game	High Sers	HDCP Game	HDCP Sers	Most Improved Avg +/-	To Raise Avg +1	To Drop Avg -1	Weekly Over Avg Series Avg +/-
Linda K. Fees	132	54	9147	69	180	460	233	619	135 -2.43	429	356	
Lynn R. Eacker	123	61	7064	57	175	425	242	618	121 +2.93	376	315	
Pat L. Bowie	141	47	10207	72	191	467	243	623	134 +7.76	443	367	

5 - Lucky Ducks

Name	Avg	HDCP	Pins	Gms	High Game	High Sers	HDCP Game	HDCP Sers	Most Improved Avg +/-	To Raise Avg +1	To Drop Avg -1	Weekly Over Avg Series Avg +/-
Kathy Rogers	135	52	12183	90	193	466	249	634	128 +7.37	465	371	403 - 405=-2
Sharon K. Cordes	115	68	10080	87	167	414	235	618	120 -4.14	360	269	327 - 348=-21
Tess Morris	101	79	8859	87	141	363	221	603	99 +2.83	321	230	349 - 303=46

6 - Bowling Babes

Name	Avg	HDCP	Pins	Gms	High Game	High Sers	HDCP Game	HDCP Sers	Most Improved Avg +/-	To Raise Avg +1	To Drop Avg -1	Weekly Over Avg Series Avg +/-
Crystal S. Dailey	128	57	11529	90	184	449	243	658	116 +12.10	468	374	409 - 381=28
Lynda M. Ogle	139	48	11696	84	201	517	250	667	138 +1.24	484	396	515 - 414=101
Jodi Daily	133	53	10844	81	178	475	229	634	137 -3.12	412	327	399 - 399=0

Temporary Substitutes

Name	Avg	HDCP	Pins	Gms	High Game	High Sers	HDCP Game	HDCP Sers	Most Improved Avg +/-	To Raise Avg +1	To Drop Avg -1	Weekly Over Avg Series Avg +/-
Jo A. Johnson	124	60	4114	33	179	414	242	608	119 +5.67	386	349	
Susie Larson	151	39	5001	33	216	566	260	698	150 +1.55	471	434	
Michelle L. Medley	145	44	870	6	186	456	235	603		444	434	

Individual High Averages

141.76 Pat Bowie	139.24 Lynda Ogle	135.37 Kathy Rogers
133.88 Jodi Daily	132.57 Linda Fees	131.89 Debra Kermmoade

Most Improved Average

116 to 128.10 = +12.10 Crystal Dailey	114 to 124.63 = +10.63 Deb Gibbs	134 to 141.76 = +7.76 Pat Bowie
128 to 135.37 = +7.37 Kathy Rogers	99 to 101.83 = +2.83 Tess Morris	138 to 139.24 = +1.24 Lynda Ogle

Most Un-Improved Averages

120 to 115.86 = -4.14 Sharon Cordes	137 to 133.88 = -3.12 Jodi Daily	122 to 118.95 = -3.05 Randi Stucker
135 to 132.57 = -2.43 Linda Fees	132 to 129.69 = -2.31 Beth Bryan	125 to 123.32 = -1.68 Sheryl Cochran

Newcomers 2023-24

Big Apple Fun Center

Reprint of Scores -- 2nd Half Tie Breaker Roll-Off

Lane 5 5 - Lucky Ducks 4/15/2024

Name	Old	Old						HDCP
	Avg	HDCP	-1-	-2-	-3-	Total	Total	
Kathy Rogers	135	52	133	151	119	403	559	
Sharon K. Cordes	116	67	111	92	124	327	528	
Tess Morris	101	79	116	115	118	349	586	
			====	====	====	====	====	
Scratch Total			360	358	361	1079	1079	
Handicap			198	198	198		594	
Total			558	556	559	1079	1673	
Team Points Won			1.0	0.0	0.0	1.0	1.0	

Lane 6 6 - Bowling Babes 4/15/2024

Name	Old	Old						HDCP
	Avg	HDCP	-1-	-2-	-3-	Total	Total	
Crystal S. Dailey	127	58	141	141	127	409	583	
Lynda M. Ogle	138	49	156	201	158	515	662	
Jodi Daily	133	53	97	147	155	399	558	
			====	====	====	====	====	
Scratch Total			394	489	440	1323	1323	
Handicap			160	160	160		480	
Total			554	649	600	1323	1803	
Team Points Won			0.0	1.0	1.0	3.0	3.0	

Newcomers 2023-24

Big Apple Fun Center

* Bowlers listed must have a minimum of 1 games.

Change in Average

Name	-----Old-----		Old					---Average Change---			Weekly Over Avg
	Pins	Games	Avg	-1-	-2-	-3-	Total	New - Old	---> +/-	Series Avg +/-	
Sharon K. Cordes	9753	84	116	111	92	124	327	115.86 - 116.11	= -0.25	327 - 348=-21	
Crystal S. Dailey	11120	87	127	141	141	127	409	128.10 - 127.82	= 0.28	409 - 381=28	
Jodi Daily	10445	78	133	97	147	155	399	133.88 - 133.91	= -0.03	399 - 399=0	
Tess Morris	8510	84	101	116	115	118	349	101.83 - 101.31	= 0.52	349 - 303=46	
Lynda M. Ogle	11181	81	138	156	201	158	515	139.24 - 138.04	= 1.20	515 - 414=101	
Kathy Rogers	11780	87	135	133	151	119	403	135.37 - 135.40	= -0.04	403 - 405=-2	

Newcomers 2023-24

Big Apple Fun Center

* Bowlers listed must have a minimum of 1 games.

High Average Listing

	<u>Name</u>	<u>True Average</u>	<u>Pins</u>	<u>Gms</u>	<u>To Raise Avg +1</u>	<u>To Drop Avg -1</u>
1	Susie Larson	151.55	5001	33	471	434
2	Michelle L. Medley	145.00	870	6	444	434
3	Jen Landanger	142.88	6858	48	435	383
4	Pat L. Bowie	141.76	10207	72	443	367
5	Lynda M. Ogle	139.24	11696	84	484	396
6	Kathy Rogers	135.37	12183	90	465	371
7	Jodi Daily	133.88	10844	81	412	327
8	Linda K. Fees	132.57	9147	69	429	356
9	Debra K. Kermmoade	131.89	8309	63	403	336
10	Beth Bryan	129.69	6614	51	406	351
11	Crystal S. Dailey	128.10	11529	90	468	374
12	Jo A. Johnson	124.67	4114	33	386	349
13	Deb Gibbs	124.63	9721	78	404	322
14	Lynn R. Eacker	123.93	7064	57	376	315
15	Sheryl S. Cochran	123.32	7646	62	414	348
16	Randi K. Stucker	118.95	7613	64	360	292
17	Kayla S. Parker	116.37	6284	54	385	327
18	Sharon K. Cordes	115.86	10080	87	360	269
19	Kristen A. Pavelka	107.63	5166	48	342	290
20	Tess Morris	101.83	8859	87	321	230

Newcomers 2023-24

Big Apple Fun Center

* Bowlers listed must have a minimum of 22 games.

Note: This report includes information through April 15

Most Improved Averages

<u>Name</u>	<u>True Average</u>	<u>Most Improved Avg</u>	<u>+/-</u>	<u>Name</u>	<u>True Average</u>	<u>Most Improved Avg</u>	<u>+/-</u>
Crystal S. Dailey	128.10	116	+12.10	Lynda M. Ogle	139.24	138	+1.24
Deb Gibbs	124.63	114	+10.63	Debra K. Kermmoade	131.89	132	-0.11
Pat L. Bowie	141.76	134	+7.76	Kristen A. Pavelka	107.63	109	-1.38
Kathy Rogers	135.37	128	+7.37	Sheryl S. Cochran	123.32	125	-1.68
Jo A. Johnson	124.67	119	+5.67	Beth Bryan	129.69	132	-2.31
Lynn R. Eacker	123.93	121	+2.93	Linda K. Fees	132.57	135	-2.43
Tess Morris	101.83	99	+2.83	Randi K. Stucker	118.95	122	-3.05
Kayla S. Parker	116.37	114	+2.37	Jodi Daily	133.88	137	-3.12
Jen Landanger	142.88	141	+1.88	Sharon K. Cordes	115.86	120	-4.14
Susie Larson	151.55	150	+1.55				

Newcomers 2023-24

Big Apple Fun Center

* Bowlers listed must have a minimum of 1 games.

Most Pins Over Average

Name	-----Old-----		Old					---Average Change---			Weekly Over Avg
	Pins	Games	Avg	-1-	-2-	-3-	Total	New - Old	---> +/-	Series Avg +/-	
Lynda M. Ogle	11181	81	138	156	201	158	515	139.24 - 138.04	= 1.20	515 - 414=101	
Tess Morris	8510	84	101	116	115	118	349	101.83 - 101.31	= 0.52	349 - 303=46	
Crystal S. Dailey	11120	87	127	141	141	127	409	128.10 - 127.82	= 0.28	409 - 381=28	
Jodi Daily	10445	78	133	97	147	155	399	133.88 - 133.91	= -0.03	399 - 399=0	
Kathy Rogers	11780	87	135	133	151	119	403	135.37 - 135.40	= -0.04	403 - 405=-2	
Sharon K. Cordes	9753	84	116	111	92	124	327	115.86 - 116.11	= -0.25	327 - 348=-21	

Newcomers 2023-24

Big Apple Fun Center

This report is for scores bowled April 15

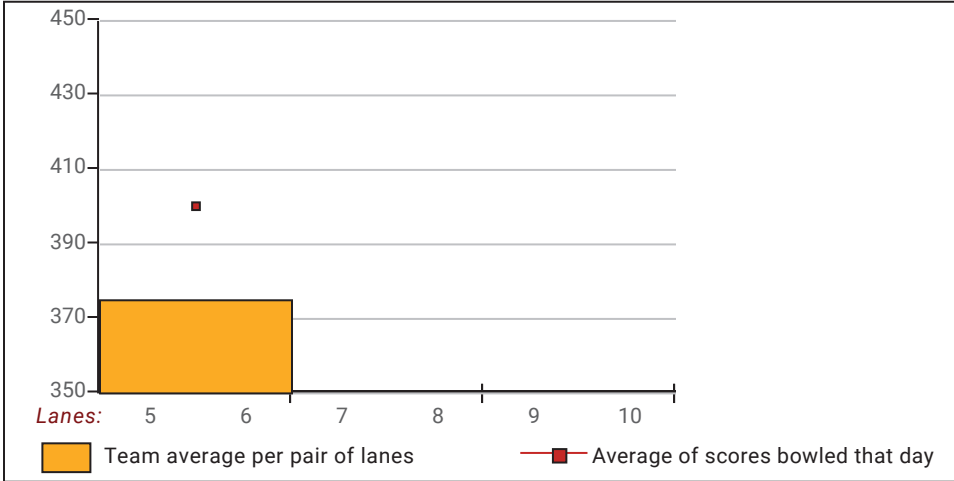
This Week's Statistics: Lefties vs Righties

Unless designated left handed, bowlers are considered right handed.

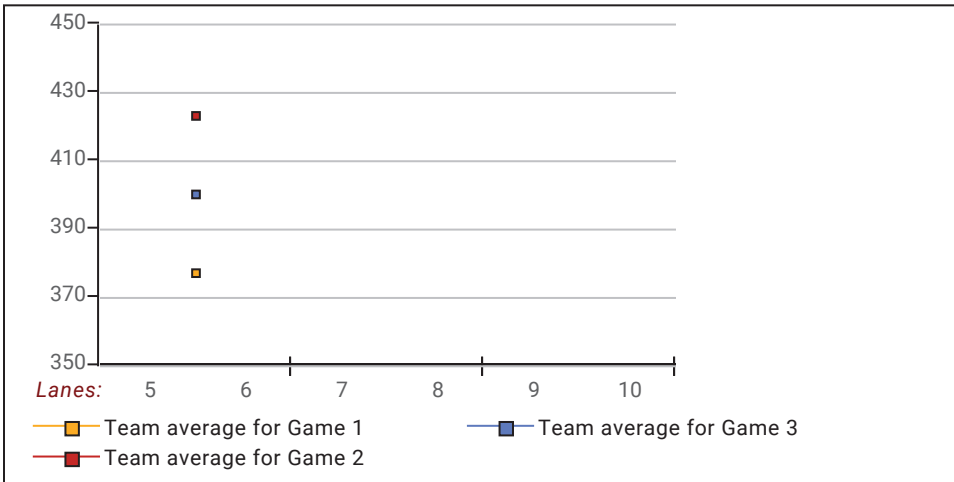
	Over All	Right	Left
How many people bowled	6	5	1
Number of games bowled	18	15	3
Actual average of week's scores	133.44	133.53	133.00
How many games above average	12	10	2
How many games below average	5	4	1
Pins above/below average per game	8.44	10.13	0.00
How many people raised average	3	3	--
by this amount	0.67	0.67	0.00
How many people went down	3	2	1
by this amount	-0.10	-0.14	-0.03
League average before bowling	125.43	123.73	133.91
League average after bowling	125.71	124.08	133.88
Change in league average	0.28	0.34	-0.03
800s	--	--	--
775s	--	--	--
750s	--	--	--
725s	--	--	--
700s	--	--	--
675s	--	--	--
650s	--	--	--
625s	--	--	--
600s	--	--	--
575s	--	--	--
550s	--	--	--
525s	--	--	--
500s	1	1	--
475s	--	--	--
450s	--	--	--
425s	--	--	--
400s	2	2	--
below 400	3	2	1
300s	--	--	--
275s	--	--	--
250s	--	--	--
225s	--	--	--
200s	1	1	--
175s	--	--	--
150s	4	3	1
125s	5	4	1
100s	6	6	--
below 100	2	1	1

This report is for scores bowled April 15

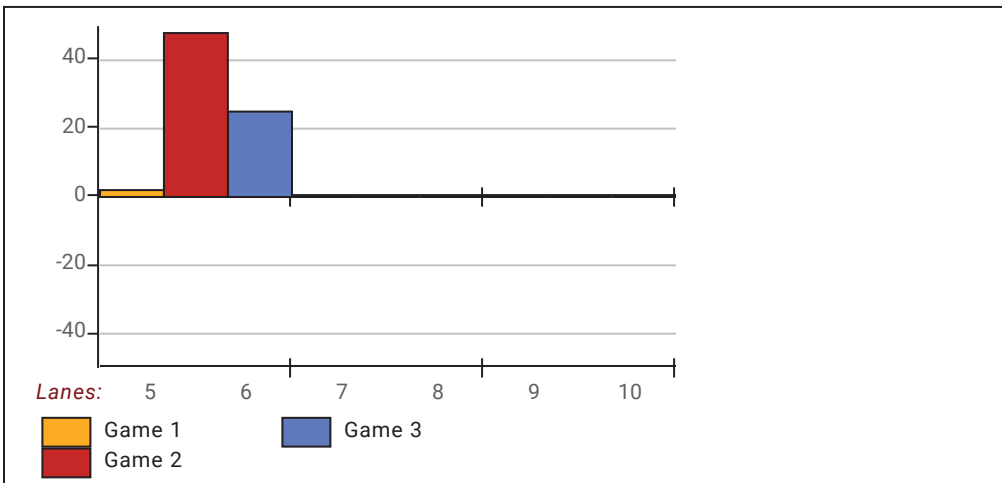
Team Average vs Avg of Scores



Average of Scores for Each Game

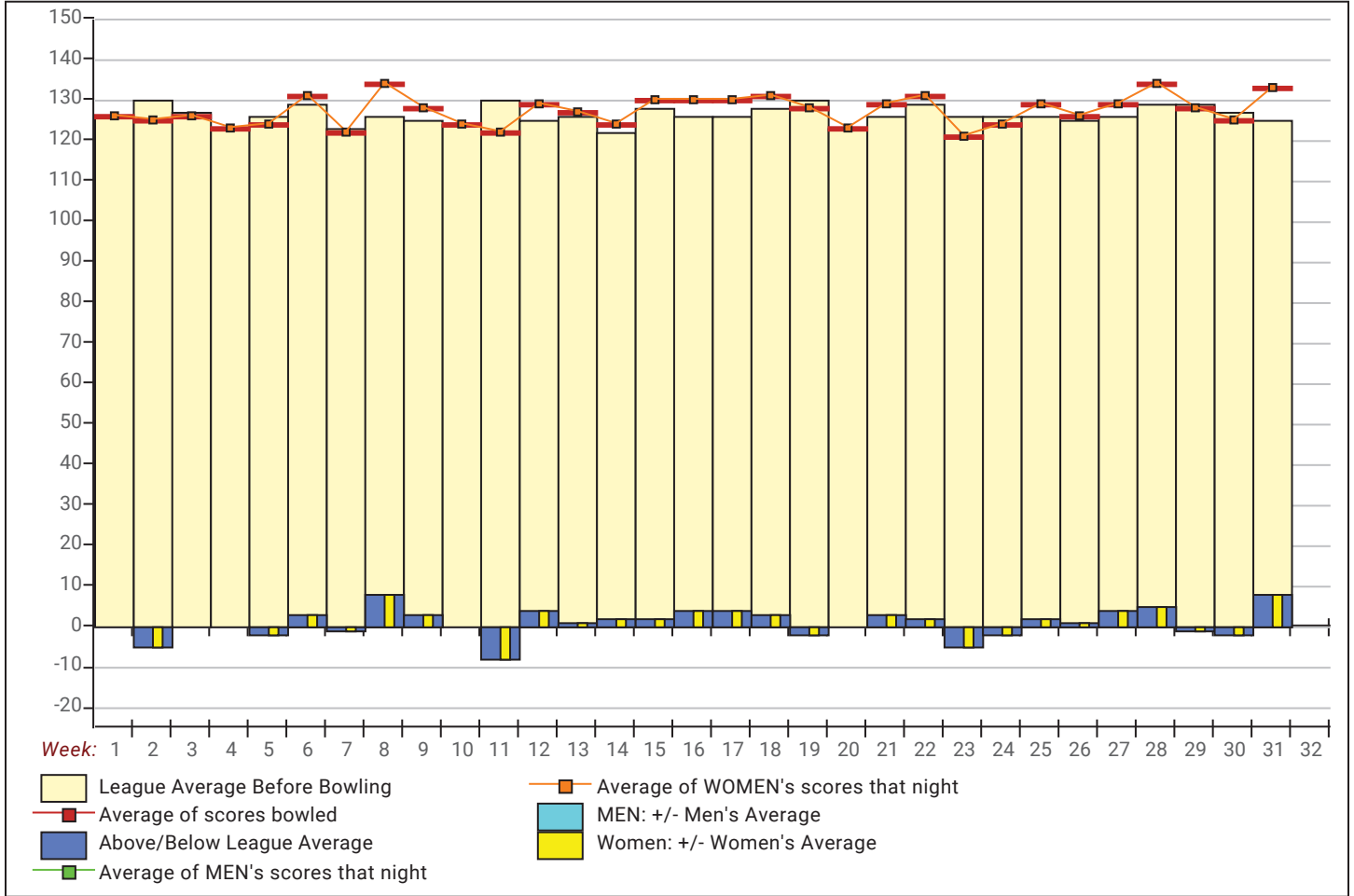


Amount Over/Under Team Average



This report is for scores bowled April 15

League Average Week-by-Week



League Average Statistics for Last Week

	League	Right Hand	Left Hand
League Average Before Bowling	125.43	123.73	133.91
Average of scores bowled that night	133.44	133.53	133.00
New League Average After Bowling	125.71	124.08	133.88
Change in League Average	.28	.34	-.03
People Who Bowled Over Average	3	3	
People Who Bowled Under Average	3	2	1
Average Amount of Series Over Avg	58.33	58.33	
Average Amount of Series Under Avg	-7.67	-11.50	
Difference Avg, NiteAvg	8.44	10.13	
Number of Bowlers	6	5	1
Number of Games Bowled	18	15	3
People Who Raised Their Average	3	3	
Raised By an Average of This Amount	.67	.67	
People Who Lowered Their Average	3	2	1
Lowered By an Average of This Amou	-.10	-.14	-.03
Number of Games Bowled Over Avera	12	10	2
Number of Games Bowled Under Avera	5	4	1

Note: Averages are based only on people who bowled.

Press Release -- 4/15/2024

4/15/2024

Newcomers 2023-24

Monday 9:30 am

Big Apple Fun Center 2nd Half - Tie Breaker Roll-Off

Lanes 5 - 6

Place	Team Name	Avg p/gm	Points Won	Points Lost	Year-To-Date WON	Y-T-D LOST
1	Bowling Babes	399	3	1	84	40
2	Lucky Ducks	352	1	3	74	50

Last Week's Top Scores

Scratch Game		Scratch Series		Handicap Game		Handicap Series	
201	Lynda Ogle	515	Lynda Ogle	250	Lynda Ogle	662	Lynda Ogle
155	Jodi Daily	409	Crystal Dailey	208	Jodi Daily	586	Tess Morris
151	Kathy Rogers	403	Kathy Rogers	203	Kathy Rogers	583	Crystal Dailey
141	Crystal Dailey	399	Jodi Daily	199	Crystal Dailey	559	Kathy Rogers
124	Sharon Cordes	349	Tess Morris	197	Tess Morris	558	Jodi Daily
118	Tess Morris	327	Sharon Cordes	191	Sharon Cordes	528	Sharon Cordes

Local and Bowling Center Awards

Name	USBC ID Number	Award Average	Award Games	G1	G2	G3	Series	Award Score	Award Received
Lynda M. Ogle	4132-1198 USBC	138	81	156	201	158	515	515	500 Series (Local Assoc. Awards)
	4132-1198 USBC	138	81	156	201	158	515	201	200 Game (Local Assoc. Awards)

Newcomers 2023-24

Wednesday 9:30 am

Big Apple Fun Center

Lanes 15 - 16

President: Linda Fees (308)627-6143

Secretary/Treasurer: Jodi Daily (308)458-9806

League Championship

Place	Lane	#	Team Name	Points Won	Points Lost	%Won	Pins + HDCP	Scratch Pins	Avg p/gm	High Game	High Sers	HDCP Game	HDCP Sers
1	16	6	Bowling Babes	3	1	75.0	54022	38410	400	489	1339	649	1803
2	15	4	Tub's Pub	1	3	25.0	52537	37456	402	537	1413	695	1887

Review of Last Week's Bowling.....

Lanes	Team Name	HDCP -1-	HDCP -2-	HDCP -3-	HDCP Total	Last Wk WON	Team Name	HDCP -1-	HDCP -2-	HDCP -3-	HDCP Total	Last Wk WON
15-16	Tub's Pub	510	559	596	1665	1	<---> Bowling Babes	536	589	589	1714	3

Lane Assignments

Wk32 04/24 4- 6 L eague Championship

Last Week's Top Scores

Team Scratch Game		Team Scratch Series		Team Handicap Game		Team Handicap Series	
434	Tub's Pub	1240	Bowling Babes	596	Tub's Pub	1714	Bowling Babes
431	Bowling Babes	1179	Tub's Pub	589	Bowling Babes	1665	Tub's Pub
Scratch Game		Scratch Series		Handicap Game		Handicap Series	
181	Lynda Ogle	476	Lynda Ogle	229	Lynda Ogle	620	Lynda Ogle
177	Pat Bowie	470	Pat Bowie	227	Crystal Dailey	611	Pat Bowie
170	Crystal Dailey	433	Crystal Dailey	224	Pat Bowie	604	Crystal Dailey
131	Linda Fees	365	Lynn Eacker	187	Lynn Eacker	548	Lynn Eacker
126	Lynn Eacker	344	Linda Fees	185	Linda Fees	506	Linda Fees
119	Jodi Daily	331	Jodi Daily	172	Jodi Daily	490	Jodi Daily

Season High Scores

Team Scratch Game		Team Scratch Series		Team Handicap Game		Team Handicap Series	
537	Tub's Pub	1413	Tub's Pub	695	Tub's Pub	1887	Tub's Pub
489	Bowling Babes	1339	Bowling Babes	652	Day Dreamers	1815	Pin Drops
466	Lucky Ducks	1284	Pin Drops	649	Bowling Babes	1803	Bowling Babes
464	Pin Drops	1263	Day Dreamers	641	Pin Drops	1788	Day Dreamers
456	Day Dreamers	1187	Lucky Ducks	637	Lucky Ducks	1765	Lucky Ducks
Scratch Game		Scratch Series		Handicap Game		Handicap Series	
201	Lynda Ogle	517	Lynda Ogle	250	Lynda Ogle	667	Lynda Ogle
193	Kathy Rogers	475	Jodi Daily	249	Kathy Rogers	658	Crystal Dailey
191	Pat Bowie	470	Pat Bowie	247	Debra Kermmoade	634	Kathy Rogers
191	Debra Kermmoade	466	Kathy Rogers	243	Pat Bowie	634	Jodi Daily
184	Crystal Dailey	460	Linda Fees	243	Crystal Dailey	630	Deb Gibbs
180	Linda Fees	449	Debra Kermmoade	243	Deb Gibbs	623	Pat Bowie
178	Jodi Daily	449	Crystal Dailey	237	Sheryl Cochran	619	Linda Fees
176	Sheryl Cochran	447	Deb Gibbs	235	Sharon Cordes	618	Sharon Cordes
175	Deb Gibbs	421	Sheryl Cochran	233	Linda Fees	618	Randi Stucker
167	Sharon Cordes	414	Sharon Cordes	233	Randi Stucker	617	Debra Kermmoade
		414	Randi Stucker				

Team Rosters

1 - Bye Team

2 - Pin Drops

Name	Avg	HDCP	Pins	Gms	High Game	High Sers	HDCP Game	HDCP Sers	Most Improved Avg +/-	To Raise Avg +1	To Drop Avg -1	Weekly Over Avg Series Avg +/-
Beth Bryan	129	56	6614	51	169	457	225	625	132 -2.31	406	351	
Sheryl S. Cochran	123	61	7646	62	176	421	237	607	125 -1.68	414	348	
Debra K. Kermmoade	131	55	8309	63	191	449	247	617	132 -0.11	403	336	
Randi K. Stucker	118	65	7613	64	165	414	233	618	122 -3.05	360	292	

3 - Day Dreamers

Name	Avg	HDCP	Pins	Gms	High Game	High Sers	HDCP Game	HDCP Sers	Most Improved Avg +/-	To Raise Avg +1	To Drop Avg -1	Weekly Over Avg Series Avg +/-
Jen Landanger	142	46	6858	48	199	478	246	616	141 +1.88	435	383	
Deb Gibbs	124	60	9721	78	175	447	243	630	114 +10.63	404	322	
Kayla S. Parker	116	67	6284	54	185	398	249	611	114 +2.37	385	327	
Kristen A. Pavelka	107	74	5166	48	151	391	227	619	109 -1.38	342	290	

4 - Tub's Pub

Name	Avg	HDCP	Pins	Gms	High Game	High Sers	HDCP Game	HDCP Sers	Most Improved Avg +/-	To Raise Avg +1	To Drop Avg -1	Weekly Over Avg Series Avg +/-
Linda K. Fees	131	55	9491	72	180	460	233	619	135 -3.18	409	333	344 - 396=-52
Lynn R. Eacker	123	61	7429	60	175	425	242	618	121 +2.82	383	319	365 - 369=-4
Pat L. Bowie	142	46	10677	75	191	470	243	623	134 +8.36	477	398	470 - 423=47

5 - Lucky Ducks

Name	Avg	HDCP	Pins	Gms	High Game	High Sers	HDCP Game	HDCP Sers	Most Improved Avg +/-	To Raise Avg +1	To Drop Avg -1	Weekly Over Avg Series Avg +/-
Kathy Rogers	135	52	12183	90	193	466	249	634	128 +7.37	465	371	
Sharon K. Cordes	115	68	10080	87	167	414	235	618	120 -4.14	360	269	
Tess Morris	101	79	8859	87	141	363	221	603	99 +2.83	321	230	

6 - Bowling Babes

Name	Avg	HDCP	Pins	Gms	High Game	High Sers	HDCP Game	HDCP Sers	Most Improved Avg +/-	To Raise Avg +1	To Drop Avg -1	Weekly Over Avg Series Avg +/-
Crystal S. Dailey	128	57	11962	93	184	449	243	658	116 +12.62	422	325	433 - 384=49
Lynda M. Ogle	139	48	12172	87	201	517	250	667	138 +1.91	428	337	476 - 417=59
Jodi Daily	133	53	11175	84	178	475	229	634	137 -3.96	483	395	331 - 399=-68

Temporary Substitutes

Name	Avg	HDCP	Pins	Gms	High Game	High Sers	HDCP Game	HDCP Sers	Most Improved Avg +/-	To Raise Avg +1	To Drop Avg -1	Weekly Over Avg Series Avg +/-
Jo A. Johnson	124	60	4114	33	179	414	242	608	119 +5.67	386	349	
Susie Larson	151	39	5001	33	216	566	260	698	150 +1.55	471	434	
Michelle L. Medley	145	44	870	6	186	456	235	603		444	434	

Individual High Averages

142.36 Pat Bowie	139.91 Lynda Ogle	135.37 Kathy Rogers
133.04 Jodi Daily	131.89 Debra Kermmoade	131.82 Linda Fees

Most Improved Average

116 to 128.62 = +12.62 Crystal Dailey	114 to 124.63 = +10.63 Deb Gibbs	134 to 142.36 = +8.36 Pat Bowie
128 to 135.37 = +7.37 Kathy Rogers	99 to 101.83 = +2.83 Tess Morris	138 to 139.91 = +1.91 Lynda Ogle

Most Un-Improved Averages

120 to 115.86 = -4.14 Sharon Cordes	137 to 133.04 = -3.96 Jodi Daily	135 to 131.82 = -3.18 Linda Fees
122 to 118.95 = -3.05 Randi Stucker	132 to 129.69 = -2.31 Beth Bryan	125 to 123.32 = -1.68 Sheryl Cochran

Newcomers 2023-24

Big Apple Fun Center

Reprint of Scores -- League Championship

Lane 15 4 - Tub's Pub 4/24/2024

Name	Old	Old	HDCP				
	Avg	HDCP	-1-	-2-	-3-	Total	Total
Linda K. Fees	132	54	108	105	131	344	506
Lynn R. Eacker	123	61	114	125	126	365	548
Pat L. Bowie	141	47	126	167	177	470	611
			====	====	====	====	====
Scratch Total			348	397	434	1179	1179
Handicap			162	162	162		486
Total			510	559	596	1179	1665
Team Points Won			0.0	0.0	1.0	1.0	1.0

Lane 16 6 - Bowling Babes 4/24/2024

Name	Old	Old	HDCP				
	Avg	HDCP	-1-	-2-	-3-	Total	Total
Crystal S. Dailey	128	57	116	147	170	433	604
Lynda M. Ogle	139	48	153	181	142	476	620
Jodi Daily	133	53	109	103	119	331	490
			====	====	====	====	====
Scratch Total			378	431	431	1240	1240
Handicap			158	158	158		474
Total			536	589	589	1240	1714
Team Points Won			1.0	1.0	0.0	3.0	3.0

Newcomers 2023-24

Big Apple Fun Center

* Bowlers listed must have a minimum of 1 games.

Change in Average

Name	-----Old-----		Old					---Average Change---			Weekly Over Avg
	Pins	Games	Avg	-1-	-2-	-3-	Total	New - Old	---> +/-	Series Avg +/-	
Pat L. Bowie	10207	72	141	126	167	177	470	142.36	- 141.76	= 0.60	470 - 423=47
Beth Bryan	6614	51	129				0	129.69	- 129.69	= 0.00	
Sheryl S. Cochran	7646	62	123				0	123.32	- 123.32	= 0.00	
Sharon K. Cordes	10080	87	115				0	115.86	- 115.86	= 0.00	
Crystal S. Dailey	11529	90	128	116	147	170	433	128.62	- 128.10	= 0.52	433 - 384=49
Jodi Daily	10844	81	133	109	103	119	331	133.04	- 133.88	= -0.84	331 - 399=-68
Lynn R. Eacker	7064	57	123	114	125	126	365	123.82	- 123.93	= -0.11	365 - 369=-4
Linda K. Fees	9147	69	132	108	105	131	344	131.82	- 132.57	= -0.75	344 - 396=-52
Deb Gibbs	9721	78	124				0	124.63	- 124.63	= 0.00	
Jo A. Johnson	4114	33	124				0	124.67	- 124.67	= 0.00	
Debra K. Kermmoade	8309	63	131				0	131.89	- 131.89	= 0.00	
Jen Landanger	6858	48	142				0	142.88	- 142.88	= 0.00	
Susie Larson	5001	33	151				0	151.55	- 151.55	= 0.00	
Michelle L. Medley	870	6	145				0	145.00	- 145.00	= 0.00	
Tess Morris	8859	87	101				0	101.83	- 101.83	= 0.00	
Lynda M. Ogle	11696	84	139	153	181	142	476	139.91	- 139.24	= 0.67	476 - 417=59
Kayla S. Parker	6284	54	116				0	116.37	- 116.37	= 0.00	
Kristen A. Pavelka	5166	48	107				0	107.63	- 107.63	= 0.00	
Kathy Rogers	12183	90	135				0	135.37	- 135.37	= 0.00	
Randi K. Stucker	7613	64	118				0	118.95	- 118.95	= 0.00	

Newcomers 2023-24

Big Apple Fun Center

* Bowlers listed must have a minimum of 1 games.

High Average Listing

	Name	True Average	Pins	Gms	To Raise Avg +1	To Drop Avg -1
1	Susie Larson	151.55	5001	33	471	434
2	Michelle L. Medley	145.00	870	6	444	434
3	Jen Landanger	142.88	6858	48	435	383
4	Pat L. Bowie	142.36	10677	75	477	398
5	Lynda M. Ogle	139.91	12172	87	428	337
6	Kathy Rogers	135.37	12183	90	465	371
7	Jodi Daily	133.04	11175	84	483	395
8	Debra K. Kermmoade	131.89	8309	63	403	336
9	Linda K. Fees	131.82	9491	72	409	333
10	Beth Bryan	129.69	6614	51	406	351
11	Crystal S. Dailey	128.62	11962	93	422	325
12	Jo A. Johnson	124.67	4114	33	386	349
13	Deb Gibbs	124.63	9721	78	404	322
14	Lynn R. Eacker	123.82	7429	60	383	319
15	Sheryl S. Cochran	123.32	7646	62	414	348
16	Randi K. Stucker	118.95	7613	64	360	292
17	Kayla S. Parker	116.37	6284	54	385	327
18	Sharon K. Cordes	115.86	10080	87	360	269
19	Kristen A. Pavelka	107.63	5166	48	342	290
20	Tess Morris	101.83	8859	87	321	230

Newcomers 2023-24

Big Apple Fun Center

* Bowlers listed must have a minimum of 22 games.

Note: This report includes information through April 24

Most Improved Averages

<u>Name</u>	<u>True Average</u>	<u>Most Improved Avg</u>	<u>+/-</u>	<u>Name</u>	<u>True Average</u>	<u>Most Improved Avg</u>	<u>+/-</u>
Crystal S. Dailey	128.62	116	+12.62	Susie Larson	151.55	150	+1.55
Deb Gibbs	124.63	114	+10.63	Debra K. Kermmoade	131.89	132	-0.11
Pat L. Bowie	142.36	134	+8.36	Kristen A. Pavelka	107.63	109	-1.38
Kathy Rogers	135.37	128	+7.37	Sheryl S. Cochran	123.32	125	-1.68
Jo A. Johnson	124.67	119	+5.67	Beth Bryan	129.69	132	-2.31
Tess Morris	101.83	99	+2.83	Randi K. Stucker	118.95	122	-3.05
Lynn R. Eacker	123.82	121	+2.82	Linda K. Fees	131.82	135	-3.18
Kayla S. Parker	116.37	114	+2.37	Jodi Daily	133.04	137	-3.96
Lynda M. Ogle	139.91	138	+1.91	Sharon K. Cordes	115.86	120	-4.14
Jen Landanger	142.88	141	+1.88				

Newcomers 2023-24

Big Apple Fun Center

* Bowlers listed must have a minimum of 1 games.

Most Pins Over Average

Name	-----Old-----		Old					---Average Change---			Weekly Over Avg
	Pins	Games	Avg	-1-	-2-	-3-	Total	New - Old	---> +/-	Series Avg +/-	
Lynda M. Ogle	11696	84	139	153	181	142	476	139.91 - 139.24	= 0.67	476 - 417=59	
Crystal S. Dailey	11529	90	128	116	147	170	433	128.62 - 128.10	= 0.52	433 - 384=49	
Pat L. Bowie	10207	72	141	126	167	177	470	142.36 - 141.76	= 0.60	470 - 423=47	
Lynn R. Eacker	7064	57	123	114	125	126	365	123.82 - 123.93	= -0.11	365 - 369=-4	
Linda K. Fees	9147	69	132	108	105	131	344	131.82 - 132.57	= -0.75	344 - 396=-52	
Jodi Daily	10844	81	133	109	103	119	331	133.04 - 133.88	= -0.84	331 - 399=-68	

Newcomers 2023-24

Big Apple Fun Center

This report is for scores bowled April 24

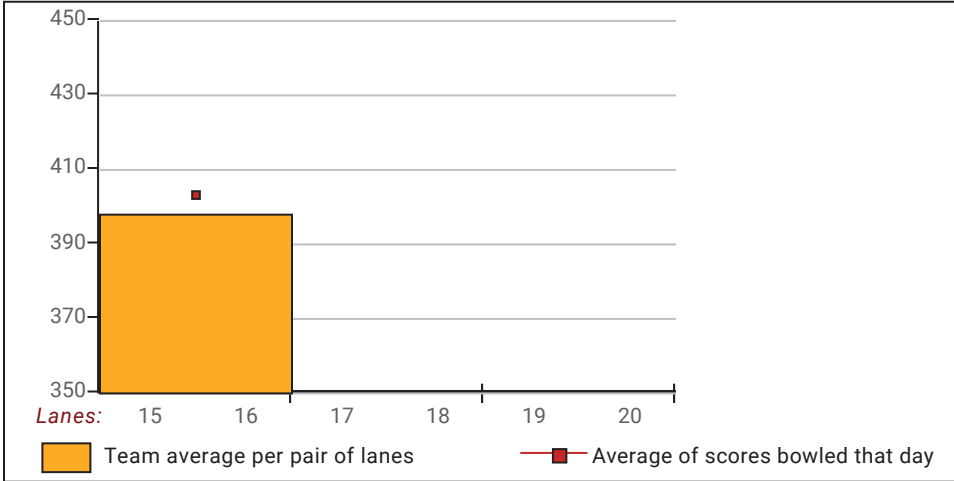
This Week's Statistics: Lefties vs Righties

Unless designated left handed, bowlers are considered right handed.

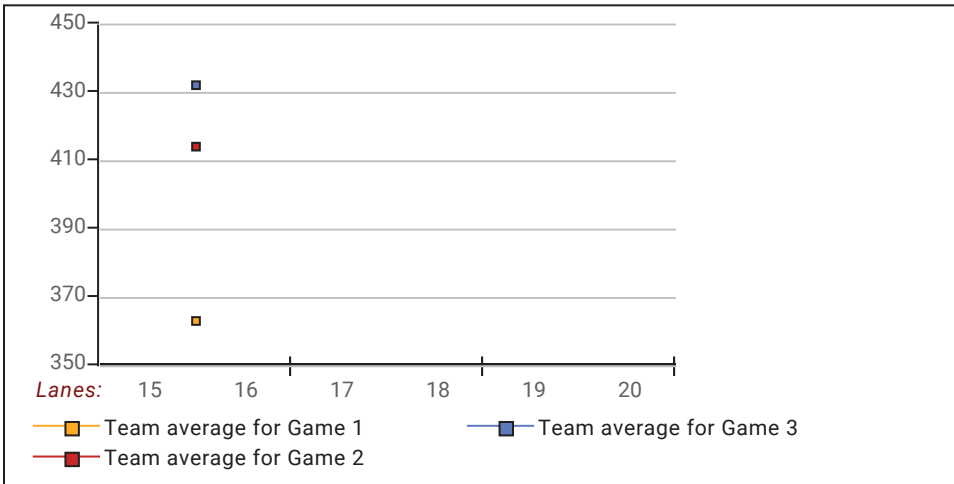
	Over All	Right	Left
How many people bowled	6	5	1
Number of games bowled	18	15	3
Actual average of week's scores	134.39	139.20	110.33
How many games above average	9	9	0
How many games below average	9	6	3
Pins above/below average per game	1.72	6.60	-22.67
How many people raised average	3	3	--
by this amount	0.60	0.60	0.00
How many people went down	3	2	1
by this amount	-0.57	-0.43	-0.84
League average before bowling	133.25	133.12	133.88
League average after bowling	133.26	133.31	133.04
Change in league average	0.01	0.19	-0.84
800s	--	--	--
775s	--	--	--
750s	--	--	--
725s	--	--	--
700s	--	--	--
675s	--	--	--
650s	--	--	--
625s	--	--	--
600s	--	--	--
575s	--	--	--
550s	--	--	--
525s	--	--	--
500s	--	--	--
475s	1	1	--
450s	1	1	--
425s	1	1	--
400s	--	--	--
below 400	3	2	1
300s	--	--	--
275s	--	--	--
250s	--	--	--
225s	--	--	--
200s	--	--	--
175s	2	2	--
150s	3	3	--
125s	6	6	--
100s	7	4	3
below 100	--	--	--

This report is for scores bowled April 24

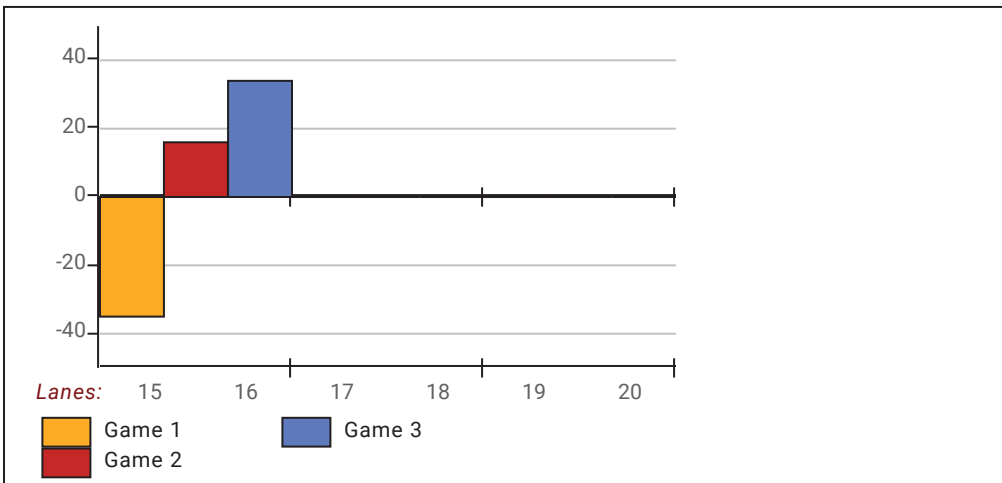
Team Average vs Avg of Scores



Average of Scores for Each Game

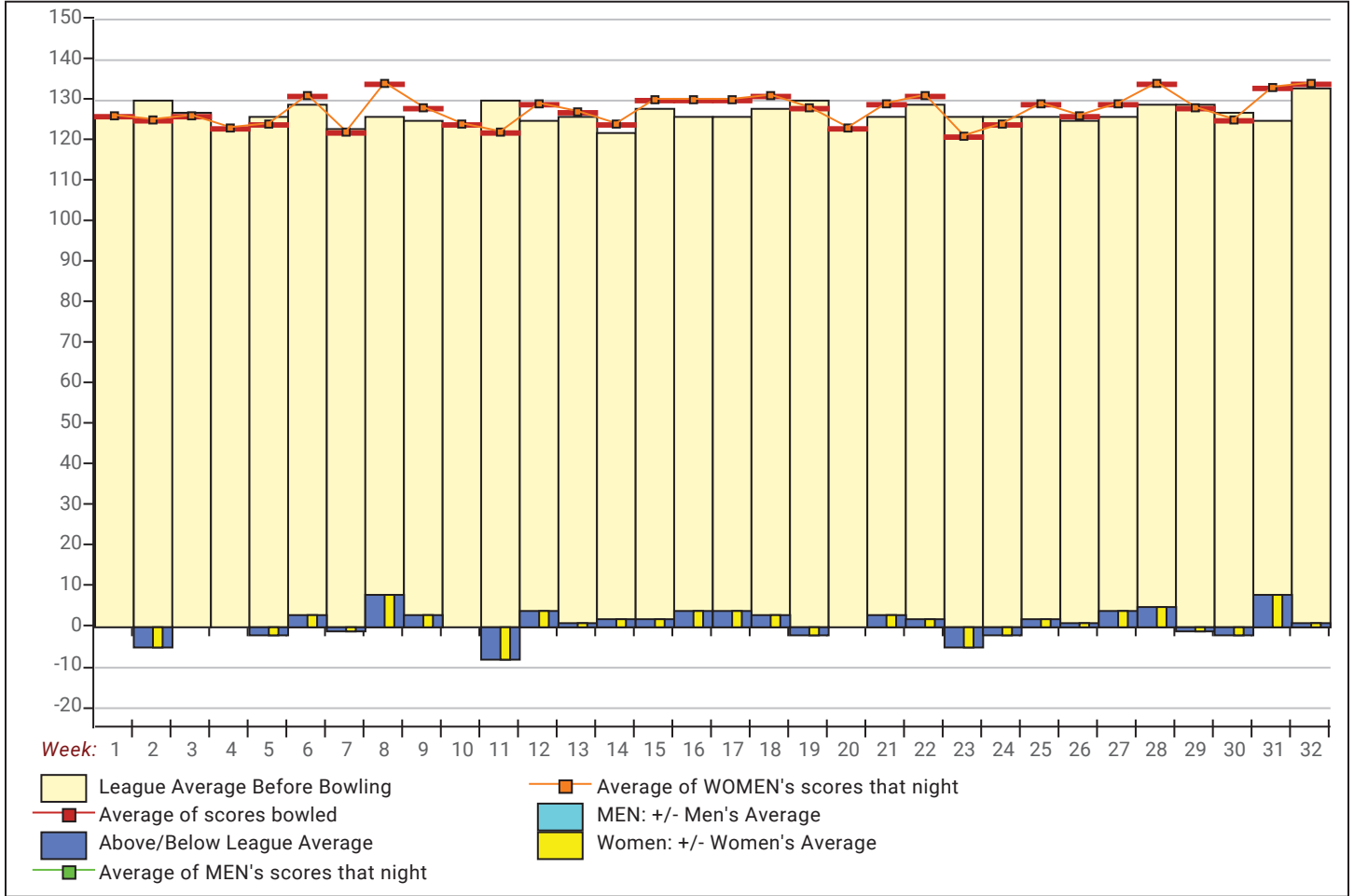


Amount Over/Under Team Average



This report is for scores bowled April 24

League Average Week-by-Week



League Average Statistics for Last Week

	League	Right Hand	Left Hand
League Average Before Bowling	133.25	133.12	133.88
Average of scores bowled that night	134.39	139.20	110.33
New League Average After Bowling	133.26	133.31	133.04
Change in League Average	.01	.19	-.84
People Who Bowled Over Average	3	3	
People Who Bowled Under Average	3	2	1
Average Amount of Series Over Avg	51.67	51.67	
Average Amount of Series Under Avg	-41.33	-28.00	-68.00
Difference Avg, NiteAvg	1.72	6.60	-22.67
Number of Bowlers	6	5	1
Number of Games Bowled	18	15	3
People Who Raised Their Average	3	3	
Raised By an Average of This Amount	.60	.60	
People Who Lowered Their Average	3	2	1
Lowered By an Average of This Amou	-.57	-.43	-.84
Number of Games Bowled Over Avera	9	9	
Number of Games Bowled Under Avera	9	6	3

Note: Averages are based only on people who bowled.

Press Release -- 4/25/2024

4/24/2024

Newcomers 2023-24

Wednesday 9:30 am

Big Apple Fun Center League Championship

Lanes 15 - 20

Place	Team Name	Avg p/gm	Points Won	Points Lost	Year-To-Date WON	Y-T-D LOST
1	Bowling Babes	400	3	1	87	41
2	Tub's Pub	402	1	3	81	47

Last Week's Top Scores

Scratch Game		Scratch Series		Handicap Game		Handicap Series	
181	Lynda Ogle	476	Lynda Ogle	229	Lynda Ogle	620	Lynda Ogle
177	Pat Bowie	470	Pat Bowie	227	Crystal Dailey	611	Pat Bowie
170	Crystal Dailey	433	Crystal Dailey	224	Pat Bowie	604	Crystal Dailey
131	Linda Fees	365	Lynn Eacker	187	Lynn Eacker	548	Lynn Eacker
126	Lynn Eacker	344	Linda Fees	185	Linda Fees	506	Linda Fees
119	Jodi Daily	331	Jodi Daily	172	Jodi Daily	490	Jodi Daily

Local and Bowling Center Awards

Name	USBC ID Number	Award Average	Award Games	G1	G2	G3	Series	Award Score	Award Received
Lynda M. Ogle	4132-1198 USBC	139	84	153	181	142	476	181	175 Game (Local Assoc. Awards)