

# Applette 2023-24

Thursday 6:30 pm

## Big Apple Fun Center

Lanes 19 - 24

President: Michelle Limbach (308)627-5811

Vice President: Krista Wiester (402)677-7680

Secretary/Treasurer: Rebecca McPherson (402)984-0342

### Team Standings

Place	Lane	#	Team Name	Points Won	Points Lost	%Won	Pins + HDCP	Scratch Pins	Avg p/gm	High Game	High Sers	HDCP Game	HDCP Sers
1	23	5	Living on a Spare	83 ½	51 ½	61.9	38367	30735	683	784	2234	945	2714
2	20	6	Riches Rollin Smoke BBQ	80 ½	54 ½	59.6	38544	24276	539	626	1807	947	2759
3	24	1	Streamline Painting	75	60	55.6	38607	23361	519	614	1707	955	2710
4	19	3	Joe's Honky Tonk	70	65	51.9	37971	25863	574	677	1937	952	2613
5	21	2	Cost Gutterz	54	81	40.0	38251	15718	349	492	1357	947	2701
6	22	4	Sequel Bowling Bookworms	42	93	31.1	37594	24100	535	651	1809	956	2697

### Review of Last Week's Bowling....

Lanes	Team Name	HDCP -1-	HDCP -2-	HDCP -3-	HDCP Total	Last Wk WON	Team Name	HDCP -1-	HDCP -2-	HDCP -3-	HDCP Total	Last Wk WON
19-20	Living on a Spare	796	934	864	2594	3	<---> Riches Rollin Smoke	891	900	931	2722	6
21-22	Streamline Painting	837	896	888	2621	7	<---> Joe's Honky Tonk	875	817	843	2535	2
23-24	Cost Gutterz	874	887	940	2701	8	<---> Sequel Bowling Book	777	885	807	2469	1

### Lane Assignments

	19-20	21-22	23-24
Wk16 01/04	3- 6	2- 4	5- 1
Wk17 01/11	5- 4	6- 1	2- 3
Wk18 01/18	2- 1	4- 3	6- 5

### Last Week's Top Scores

	Team Scratch Game	Team Scratch Series	Team Handicap Game	Team Handicap Series
	784 Living on a Spare	2144 Living on a Spare	940 Cost Gutterz	2722 Riches Rollin Smok
	626 Riches Rollin Smoke BBQ	1807 Riches Rollin Smoke BBQ	934 Living on a Spare	2701 Cost Gutterz
	625 Joe's Honky Tonk	1785 Joe's Honky Tonk	931 Riches Rollin Smoke BBQ	2621 Streamline Paintin
	584 Sequel Bowling Bookworm	1628 Streamline Painting	896 Streamline Painting	2594 Living on a Spare
	565 Streamline Painting	1566 Sequel Bowling Bookworm	885 Sequel Bowling Bookworm	2535 Joe's Honky Tonk
	492 Cost Gutterz	1357 Cost Gutterz	875 Joe's Honky Tonk	2469 Sequel Bowling Bo
	Scratch Game	Scratch Series	Handicap Game	Handicap Series
<b>Men</b>	226 Arlen Jorgensen	651 Arlen Jorgensen	258 Arlen Jorgensen	747 Arlen Jorgensen
	212 David Hibberd	565 David Hibberd	240 David Hibberd	649 David Hibberd
<b>Women</b>	254 Rebecca McPherson	605 Rebecca McPherson	295 Ashley Schroeder	727 Kira Hancock
	210 Deb Hatcher	556 Michelle Limbach	282 Rebecca McPherson	689 Macy Nickel
	205 Ann Graham	544 Ann Graham	268 Deb Hatcher	689 Rebecca McPherson
	202 Michelle Limbach	495 Ashley Hancock	253 Kira Hancock	682 Olivia Burival
	193 Ashley Schroeder	486 Deb Hatcher	249 Lindsay McLaughlin	681 Ashley Hancock
	182 Dani Krotz	484 Kira Hancock	247 Ann Graham	676 Michelle Limbach
	181 Ashley Hancock	474 Dani Krotz	243 Ashley Hancock	670 Ann Graham
	172 Kira Hancock	437 Lindsay McLaughlin	242 Michelle Limbach	668 Lindsay McLaughlin
	172 Lindsay McLaughlin	434 Sheri Jorgensen	241 Macy Nickel	660 Deb Hatcher
	171 Cindy Stones	430 Cindy Stones	240 Sheri Jorgensen	657 Colleen Jorgensen

**Season High Scores**

	<u>Team Scratch Game</u>	<u>Team Scratch Series</u>	<u>Team Handicap Game</u>	<u>Team Handicap Series</u>
	784 Living on a Spare	2234 Living on a Spare	956 Sequel Bowling Bookworm	2759 Riches Rollin Smok
	677 Joe's Honky Tonk	1937 Joe's Honky Tonk	955 Streamline Painting	2714 Living on a Spare
	651 Sequel Bowling Bookworm	1809 Sequel Bowling Bookworm	952 Joe's Honky Tonk	2710 Streamline Paintin
	626 Riches Rollin Smoke BBQ	1807 Riches Rollin Smoke BBQ	947 Cost Gutterz	2701 Cost Gutterz
	614 Streamline Painting	1707 Streamline Painting	947 Riches Rollin Smoke BBQ	2697 Sequel Bowling Bo
	492 Cost Gutterz	1357 Cost Gutterz	945 Living on a Spare	2613 Joe's Honky Tonk
	<u>Scratch Game</u>	<u>Scratch Series</u>	<u>Handicap Game</u>	<u>Handicap Series</u>
<b>Men</b>	257 Arlen Jorgensen	675 Arlen Jorgensen	296 Arlen Jorgensen	792 Arlen Jorgensen
	212 David Hibberd	583 David Hibberd	248 David Hibberd	673 David Hibberd
	158 Allen Noltersmeier	376 Allen Noltersmeier	243 Allen Noltersmeier	631 Allen Noltersmeier
	103 Sam Foster	244 Sam Foster	232 Sam Foster	631 Sam Foster
<b>Women</b>	254 Rebecca McPherson	626 Rebecca McPherson	295 Ashley Schroeder	779 Kira Hancock
	225 Krista Wiester	574 Michelle Limbach	286 Angie Hauserman	751 Deb Hatcher
	224 Ann Graham	565 Ann Graham	284 Kira Hancock	738 Sheri Jorgensen
	211 Cindy Stones	562 Deb Hatcher	282 Rebecca McPherson	734 Lindsay McLaughlin
	210 Deb Hatcher	556 Krista Wiester	280 Brooke Thiessen	734 Misty Hasselquist
	208 Lisa Poff	551 Cindy Stones	274 Trish Hancock	728 Rebecca McPherson
	208 Michelle Limbach	525 Dani Krotz	273 Shelli Krotz	714 Jacqui Moore
	206 Shelli Krotz	510 Sheri Jorgensen	272 Krista Wiester	713 Cindy Stones
	203 Dani Krotz	500 Lisa Poff	269 Ashley Hancock	711 Colleen Jorgensen
	203 Angie Hauserman	499 Ashley Hancock	268 Deb Hatcher	710 Kathy Maxson

**Team Rosters**

**1 - Streamline Painting**

<u>Name</u>	<u>Avg</u>	<u>HDCP</u>	<u>Pins</u>	<u>Gms</u>	<u>Points Won</u>	<u>High Game</u>	<u>High Sers</u>	<u>HDCP Game</u>	<u>HDCP Sers</u>	<u>Most Improved Avg +/-</u>	<u>To Raise Avg +1</u>	<u>To Drop Avg -1</u>	<u>Weekly Over Avg Series Avg +/-</u>
Monica R. Eder	93	117	279	3	107	279	224	630			285	278	
Colleen R. Jorgensen	96	114	2881	30	5.5	125	326	247	711	96 +0.03	320	286	312 - 285=27
Dawn M. Chadrick	96	114	1729	18	4.0	134	326	247	665		308	286	231 - 297=66
Kathy Maxson	131	79	4338	33	6.0	175	454	262	710	128 +3.45	414	377	
Wendy L. Pohl	134	76	1613	12	2.5	170	437	250	677		412	396	
Sheri L. Jorgensen	138	72	5391	39	9.0	188	510	264	738	139 -0.77	447	404	434 - 411=23

**2 - Cost Gutterz**

<u>Name</u>	<u>Avg</u>	<u>HDCP</u>	<u>Pins</u>	<u>Gms</u>	<u>Points Won</u>	<u>High Game</u>	<u>High Sers</u>	<u>HDCP Game</u>	<u>HDCP Sers</u>	<u>Most Improved Avg +/-</u>	<u>To Raise Avg +1</u>	<u>To Drop Avg -1</u>	<u>Weekly Over Avg Series Avg +/-</u>
Erika A. Carrillo	52	158	1673	32	5.5	98	196	263	703	48 +4.28	182	146	
Macy C. Nickel	88	122	3993	45	7.5	119	320	241	689	85 +3.73	279	230	320 - 261=59
Olivia R. Burival	92	118	4149	45	9.0	138	325	256	682	88 +4.20	315	266	325 - 273=52
Brooke L. Thiessen	105	105	4345	41	7.0	174	366	280	696	103 +2.98	319	274	301 - 318=-17
Ashley K. Schroeder	122	88	856	7	1.0	193	327	295	630		374	363	

**3 - Joe's Honky Tonk**

<u>Name</u>	<u>Avg</u>	<u>HDCP</u>	<u>Pins</u>	<u>Gms</u>	<u>Points Won</u>	<u>High Game</u>	<u>High Sers</u>	<u>HDCP Game</u>	<u>HDCP Sers</u>	<u>Most Improved Avg +/-</u>	<u>To Raise Avg +1</u>	<u>To Drop Avg -1</u>	<u>Weekly Over Avg Series Avg +/-</u>
Brenda J. Sonnenfeld	100	110	2407	24	3.0	145	352	257	670	98 +2.29	320	292	
Sheri J. Londer	127	83	5732	45	7.0	181	437	255	659	132 -4.62	412	363	343 - 384=-41
Amanda B. Smallcomb	134	76	1214	9	2.0	176	415	257	658		406	393	412 - 399=13
Shelli Krotz	145	65	4356	30	8.0	206	473	273	673	146 -0.80	462	428	
Dani Krotz	158	52	1907	12	4.0	203	525	262	702		478	462	474 - 477=-3
Michelle L. Limbach	171	39	7206	42	14.0	208	574	253	709	165 +6.57	534	488	556 - 510=46

**4 - Sequel Bowling Bookworms**

<u>Name</u>	<u>Avg</u>	<u>HDCP</u>	<u>Pins</u>	<u>Gms</u>	<u>Points Won</u>	<u>High Game</u>	<u>High Sers</u>	<u>HDCP Game</u>	<u>HDCP Sers</u>	<u>Most Improved Avg +/-</u>	<u>To Raise Avg +1</u>	<u>To Drop Avg -1</u>	<u>Weekly Over Avg Series Avg +/-</u>
Jacqui Moore	127	83	5081	40	3.0	167	459	252	714	125 +2.03	423	379	382 - 381=1
Angie C. Hauserman	128	82	5781	45	8.0	203	443	286	695	130 -1.53	411	362	378 - 384=-6
Peg Hickman	129	81	2709	21	4.0	183	458	252	698	129 0.00	411	386	320 - 396=-76
Deb L. Hatcher	152	58	6881	45	11.0	210	562	268	751	151 +1.91	463	414	486 - 456=30


5 - Living on a Spare

Name	Avg	HDCP	Pins	Gms	Points	High	High	HDCP	HDCP	Most Improved		To Raise	To Drop	Weekly Over Avg
					Won	Game	Sers	Game	Sers	Avg	+/-	Avg +1	Avg -1	Series Avg +/-
Cindy Stones	157	53	7094	45	8.5	211	551	264	713	157	+0.64	490	441	430 - 474=-44
Lisa S. Poff	166	44	500	3		208	500	252	632			502	495	
Ann M. Graham	169	41	6627	39	10.5	224	565	267	694	167	+2.92	513	470	544 - 504=40
Krista K. Wiester	170	40	6639	39	7.5	225	556	272	696	166	+4.23	543	500	
Rebecca L. McPherson	183	27	8253	45	18.5	254	626	282	728	175	+8.40	579	530	605 - 546=59


6 - Riches Rollin Smoke BBQ

Name	Avg	HDCP	Pins	Gms	Points	High	High	HDCP	HDCP	Most Improved		To Raise	To Drop	Weekly Over Avg
					Won	Game	Sers	Game	Sers	Avg	+/-	Avg +1	Avg -1	Series Avg +/-
Allen S. Noltersmeier	125	85	376	3	1.0	158	376	243	631			380	373	
Trish R. Hancock	125	85	4519	36	7.5	187	422	274	686	125	+0.53	395	355	391 - 375=16
Kira L. Hancock	131	79	5939	45	9.5	172	484	284	779	128	+3.98	397	348	484 - 387=97
Lindsay L. McLaughlin	134	76	6040	45	10.0	176	494	256	734	135	-0.78	440	391	437 - 399=38
Beckie S. King	142	68	5432	38	11.5	193	470	259	674	142	+0.95	431	389	

Temporary Substitutes

 Men

Name	Avg	HDCP	Pins	Gms	Points	High	High	HDCP	HDCP	Most Improved		To Raise	To Drop	Weekly Over Avg
					Won	Game	Sers	Game	Sers	Avg	+/-	Avg +1	Avg -1	Series Avg +/-
Sam B. Foster	81	129	244	3		103	244	232	631			248	241	
David D. Hibberd	183	27	3301	18	3.0	212	583	248	673			563	541	565 - 546=19
Arlen L. Jorgensen	181	29	5458	30	12.0	257	675	296	792	177	+4.93	548	514	651 - 534=117

 Women

Name	Avg	HDCP	Pins	Gms	Points	High	High	HDCP	HDCP	Most Improved		To Raise	To Drop	Weekly Over Avg
					Won	Game	Sers	Game	Sers	Avg	+/-	Avg +1	Avg -1	Series Avg +/-
Jackie Clapp	131	79	788	6	1.0	153	405	236	654			400	390	
Ashley K. Hancock	152	58	1834	12	2.5	199	499	269	709			461	445	495 - 444=51
Misty M. Hasselquist	126	84	760	6	1.0	164	431	265	734			383	373	

High Individual Match Points

18.5	Rebecca McPherson	14	Michelle Limbach	12	Arlen Jorgensen	11.5	Beckie King
11	Deb Hatcher	10.5	Ann Graham	10	Lindsay McLaughlin	9.5	Kira Hancock

Individual High Averages

Men	181.93	Arlen Jorgensen	Women	183.40	Rebecca McPherson
			171.57	Michelle Limbach	
			170.23	Krista Wiester	
			169.92	Ann Graham	
			157.64	Cindy Stones	
			152.91	Deb Hatcher	
			145.20	Shelli Krotz	
			142.95	Beckie King	
			138.23	Sheri Jorgensen	
			134.22	Lindsay McLaughlin	

Most Improved Average

175 to 183.40 = +8.40	Rebecca McPhers	165 to 171.57 = +6.57	Michelle Limbach	177 to 181.93 = +4.93	Arlen Jorgensen
48 to 52.28 = +4.28	Erika Carrillo	166 to 170.23 = +4.23	Krista Wiester	88 to 92.20 = +4.20	Olivia Burival

Most Un-Improved Averages

132 to 127.38 = -4.62	Sheri Londer	130 to 128.47 = -1.53	Angie Hauserma	146 to 145.20 = -0.80	Shelli Krotz
135 to 134.22 = -0.78	Lindsay McLaugh	139 to 138.23 = -0.77	Sheri Jorgensen	129 to 129.00 = 0.00	Peg Hickman

# Applette 2023-24

## Big Apple Fun Center

### Reprint of Scores -- Week 15

#### Lane 19 5 - Living on a Spare Week 15 12/14/2023

Name	Old		HDCP				
	Avg	HDCP	-1-	-2-	-3-	Total	Total
Cindy Stones	158	52	114	171	145	430	586
Ann M. Graham	168	42	192	147	205	544	670
David D. Hibberd	182	28	184	212	169	565	649
Rebecca L. McPherson	182	28	156	254	195	605	689
			====	====	====	====	====
Scratch Total			646	784	714	2144	2144
Handicap			150	150	150		450
Total			796	934	864	2144	2594
Team Points Won			0.0	1.0	0.0	1.0	1.0
Match Points Won			0.0	0.0	0.0	2.0	2.0
Total Points Won			0.0	1.0	0.0	3.0	3.0

#### Lane 20 6 - Riches Rollin Smoke BBQ Week 15 12/14/2023

Name	Old		HDCP				
	Avg	HDCP	-1-	-2-	-3-	Total	Total
Trish R. Hancock	125	85	131	115	145	391	646
Kira L. Hancock	129	81	164	148	172	484	727
Lindsay L. McLaughlin	133	77	114	151	172	437	668
Ashley K. Hancock	148	62	177	181	137	495	681
			====	====	====	====	====
Scratch Total			586	595	626	1807	1807
Handicap			305	305	305		915
Total			891	900	931	1807	2722
Team Points Won			1.0	0.0	1.0	3.0	3.0
Match Points Won			0.0	0.0	0.0	3.0	3.0
Total Points Won			1.0	0.0	1.0	6.0	6.0

#### Lane 21 1 - Streamline Painting Week 15 12/14/2023

Name	Old		HDCP				
	Avg	HDCP	-1-	-2-	-3-	Total	Total
Colleen R. Jorgensen	95	115	99	101	112	312	657
Dawn M. Chadrick	99	111	91	72	68	231	564
Sheri L. Jorgensen	137	73	116	167	151	434	653
Arlen L. Jorgensen	178	32	200	225	226	651	747
			====	====	====	====	====
Scratch Total			506	565	557	1628	1628
Handicap			331	331	331		993
Total			837	896	888	1628	2621
Team Points Won			0.0	1.0	1.0	3.0	3.0
Match Points Won			0.0	0.0	0.0	4.0	4.0
Total Points Won			0.0	1.0	1.0	7.0	7.0

#### Lane 22 3 - Joe's Honky Tonk Week 15 12/14/2023

Name	Old		HDCP				
	Avg	HDCP	-1-	-2-	-3-	Total	Total
Sheri J. Londer	128	82	146	119	78	343	589
Amanda B. Smallcomb	133	77	150	131	131	412	643
Dani Krotz	159	51	151	141	182	474	627
Michelle L. Limbach	170	40	178	176	202	556	676
			====	====	====	====	====
Scratch Total			625	567	593	1785	1785
Handicap			250	250	250		750
Total			875	817	843	1785	2535
Team Points Won			1.0	0.0	0.0	1.0	1.0
Match Points Won			0.0	0.0	0.0	1.0	1.0
Total Points Won			1.0	0.0	0.0	2.0	2.0

#### Lane 23 2 - Cost Gutterz Week 15 12/14/2023

Name	Old		HDCP				
	Avg	HDCP	-1-	-2-	-3-	Total	Total
Macy C. Nickel	87	123	108	118	94	320	689
Olivia R. Burival	91	119	114	97	114	325	682
Brooke L. Thiessen	106	104	106	104	91	301	613
Ashley K. Schroeder	108	102	98	120	193	411	717
			====	====	====	====	====
Scratch Total			426	439	492	1357	1357
Handicap			448	448	448		1344
Total			874	887	940	1357	2701
Team Points Won			1.0	1.0	1.0	4.0	4.0
Match Points Won			0.0	0.0	0.0	4.0	4.0
Total Points Won			1.0	1.0	1.0	8.0	8.0

#### Lane 24 4 - Sequel Bowling Bookworms Week 15 12/14/2023

Name	Old		HDCP				
	Avg	HDCP	-1-	-2-	-3-	Total	Total
Jacqui Moore	127	83	117	145	120	382	631
Angie C. Hauserman	128	82	123	126	129	378	624
Peg Hickman	132	78	111	103	106	320	554
Deb L. Hatcher	152	58	125	210	151	486	660
			====	====	====	====	====
Scratch Total			476	584	506	1566	1566
Handicap			301	301	301		903
Total			777	885	807	1566	2469
Team Points Won			0.0	0.0	0.0	0.0	0.0
Match Points Won			0.0	0.0	0.0	1.0	1.0
Total Points Won			0.0	0.0	0.0	1.0	1.0

# Applette 2023-24

## Big Apple Fun Center

### Match Points Won (This Week) -- Week 15

**Lane 19 5 - Living on a Spare** Week 15 12/14/2023

Name	Last Wk Won	Last Wk Lost	HDCP -1-	HDCP -2-	HDCP -3-	HDCP Total
Cindy Stones		1.0	166	223	197	586
Ann M. Graham		1.0	234	189	247	670
David D. Hibberd		1.0	212	240	197	649
Rebecca L. McPherson	2.0		184	282	223	689
			=====	=====	=====	=====
Scratch Total			646	784	714	2144
Handicap			150	150	150	450
Total			796	934	864	2594
Team Points Won			0.0	1.0	0.0	1.0
Match Points Won			0.0	0.0	0.0	2.0
Total Points Won			0.0	1.0	0.0	3.0

**Lane 20 6 - Riches Rollin Smoke BBQ** Week 15 12/14/2023

Name	Last Wk Won	Last Wk Lost	HDCP -1-	HDCP -2-	HDCP -3-	HDCP Total
Trish R. Hancock		1.0	216	200	230	646
Kira L. Hancock		1.0	245	229	253	727
Lindsay L. McLaughlin		1.0	191	228	249	668
Ashley K. Hancock		1.0	239	243	199	681
			=====	=====	=====	=====
Scratch Total			586	595	626	1807
Handicap			305	305	305	915
Total			891	900	931	2722
Team Points Won			1.0	0.0	1.0	3.0
Match Points Won			0.0	0.0	0.0	3.0
Total Points Won			1.0	0.0	1.0	6.0

**Lane 21 1 - Streamline Painting** Week 15 12/14/2023

Name	Last Wk Won	Last Wk Lost	HDCP -1-	HDCP -2-	HDCP -3-	HDCP Total
Colleen R. Jorgensen	1.0		214	216	227	657
Dawn M. Chadrick		1.0	202	183	179	564
Sheri L. Jorgensen	1.0		189	240	224	653
Arlen L. Jorgensen	2.0		232	257	258	747
			=====	=====	=====	=====
Scratch Total			506	565	557	1628
Handicap			331	331	331	993
Total			837	896	888	2621
Team Points Won			0.0	1.0	1.0	3.0
Match Points Won			0.0	0.0	0.0	4.0
Total Points Won			0.0	1.0	1.0	7.0

**Lane 22 3 - Joe's Honky Tonk** Week 15 12/14/2023

Name	Last Wk Won	Last Wk Lost	HDCP -1-	HDCP -2-	HDCP -3-	HDCP Total
Sheri J. Londer		1.0	228	201	160	589
Amanda B. Smallcomb	1.0		227	208	208	643
Dani Krotz		1.0	202	192	233	627
Michelle L. Limbach		1.0	218	216	242	676
			=====	=====	=====	=====
Scratch Total			625	567	593	1785
Handicap			250	250	250	750
Total			875	817	843	2535
Team Points Won			1.0	0.0	0.0	1.0
Match Points Won			0.0	0.0	0.0	1.0
Total Points Won			1.0	0.0	0.0	2.0

**Lane 23 2 - Cost Gutterz** Week 15 12/14/2023

Name	Last Wk Won	Last Wk Lost	HDCP -1-	HDCP -2-	HDCP -3-	HDCP Total
Macy C. Nickel	1.0		231	241	217	689
Olivia R. Burival	1.0		233	216	233	682
Brooke L. Thiessen	1.0		210	208	195	613
Ashley K. Schroeder	1.0		a200	222	295	717
			=====	=====	=====	=====
Scratch Total			426	439	492	1357
Handicap			448	448	448	1344
Total			874	887	940	2701
Team Points Won			1.0	1.0	1.0	4.0
Match Points Won			0.0	0.0	0.0	4.0
Total Points Won			1.0	1.0	1.0	8.0

**Lane 24 4 - Sequel Bowling Bookworms** Week 15 12/14/2023

Name	Last Wk Won	Last Wk Lost	HDCP -1-	HDCP -2-	HDCP -3-	HDCP Total
Jacqui Moore		1.0	200	228	203	631
Angie C. Hauserman		1.0	205	208	211	624
Peg Hickman		1.0	189	181	184	554
Deb L. Hatcher	1.0	1.0	183	268	209	660
			=====	=====	=====	=====
Scratch Total			476	584	506	1566
Handicap			301	301	301	903
Total			777	885	807	2469
Team Points Won			0.0	0.0	0.0	0.0
Match Points Won			0.0	0.0	0.0	1.0
Total Points Won			0.0	0.0	0.0	1.0

# Applette 2023-24

## Big Apple Fun Center

### Match Points Won (Total for Year)

Name	Points		%Won	Avg	Gms	Name	Points		%Won	Avg	Gms
	Won	Lost					Won	Lost			
Rebecca L. McPherson	18.5	5.5	77.08%	183	45	Colleen R. Jorgensen	5.5	4.5	55.00%	96	30
Michelle L. Limbach	14.0	6.0	70.00%	171	42	Erika A. Carrillo	5.5	6.5	45.83%	52	32
Arlen L. Jorgensen	12.0	4.5	72.73%	181	30	Dani Krotz	4.0	1.0	80.00%	158	12
Beckie S. King	11.5	3.5	76.67%	142	38	Dawn M. Chadrick	4.0	4.0	50.00%	96	18
Deb L. Hatcher	11.0	9.0	55.00%	152	45	Peg Hickman	4.0	9.0	30.77%	129	21
Ann M. Graham	10.5	6.5	61.76%	169	39	Brenda J. Sonnenfeld	3.0	5.0	37.50%	100	24
Lindsay L. McLaughlin	10.0	6.0	62.50%	134	45	Jacqui Moore	3.0	11.0	21.43%	127	40
Kira L. Hancock	9.5	5.5	63.33%	131	45	David D. Hibberd	3.0	4.0	42.86%	183	18
Olivia R. Burival	9.0	6.0	60.00%	92	45	Wendy L. Pohl	2.5	2.0	55.56%	134	12
Sheri L. Jorgensen	9.0	6.0	60.00%	138	39	Ashley K. Hancock	2.5	2.5	50.00%	152	12
Cindy Stones	8.5	7.5	53.13%	157	45	Amanda B. Smallcomb	2.0	1.0	66.67%	134	9
Shelli Krotz	8.0	5.0	61.54%	145	30	Ashley K. Schroeder	1.0	2.0	33.33%	122	7
Angie C. Hauserman	8.0	9.0	47.06%	128	45	Allen S. Noltersmeier	1.0		100.00%	125	3
Macy C. Nickel	7.5	7.5	50.00%	88	45	Jackie Clapp	1.0	1.0	50.00%	131	6
Trish R. Hancock	7.5	4.5	62.50%	125	36	Misty M. Hasselquist	1.0	1.0	50.00%	126	6
Krista K. Wiester	7.5	7.5	50.00%	170	39	Lisa S. Poff		1.0	0.00%	166	3
Brooke L. Thiessen	7.0	7.0	50.00%	105	41	Monica R. Eder		1.0	0.00%	93	3
Sheri J. Londer	7.0	8.0	46.67%	127	45	Sam B. Foster		1.0	0.00%	81	3
Kathy Maxson	6.0	5.0	54.55%	131	33						

# Applette 2023-24

## Big Apple Fun Center

\* Bowlers listed must have a minimum of 1 games.

### Change in Average

Name	-----Old-----		Old					---Average Change---			Weekly Over Avg
	Pins	Games	Avg	-1-	-2-	-3-	Total	New	Old	---> +/-	Series Avg +/-
Olivia R. Burival	3824	42	91	<b>114</b>	<b>97</b>	<b>114</b>	325	92.20	- 91.05	= 1.15	325 - 273=52
Erika A. Carrillo	1673	32	52				0	52.28	- 52.28	= 0.00	
Dawn M. Chadrick	1498	15	99	91	72	68	231	96.06	- 99.87	= -3.81	231 - 297=-66
Jackie Clapp	788	6	131				0	131.33	- 131.33	= 0.00	
Monica R. Eder	279	3	93				0	93.00	- 93.00	= 0.00	
Sam B. Foster	244	3	81				0	81.33	- 81.33	= 0.00	
Ann M. Graham	6083	36	168	192	147	205	544	169.92	- 168.97	= 0.95	544 - 504=40
Ashley K. Hancock	1339	9	148	<b>177</b>	181	137	495	152.83	- 148.78	= 4.06	495 - 444=51
Kira L. Hancock	5455	42	129	<b>164</b>	<b>148</b>	<b>172</b>	484	131.98	- 129.88	= 2.10	484 - 387=97
Trish R. Hancock	4128	33	125	<b>131</b>	115	<b>145</b>	391	125.53	- 125.09	= 0.44	391 - 375=16
Misty M. Hasselquist	760	6	126				0	126.67	- 126.67	= 0.00	
Deb L. Hatcher	6395	42	152	125	<b>210</b>	151	486	152.91	- 152.26	= 0.65	486 - 456=30
Angie C. Hauserman	5403	42	128	123	126	129	378	128.47	- 128.64	= -0.18	378 - 384=-6
David D. Hibberd	2736	15	182	<b>184</b>	<b>212</b>	169	565	183.39	- 182.40	= 0.99	565 - 546=19
Peg Hickman	2389	18	132	111	103	106	320	129.00	- 132.72	= -3.72	320 - 396=-76
Arlen L. Jorgensen	4807	27	178	<b>200</b>	<b>225</b>	<b>226</b>	651	181.93	- 178.04	= 3.90	651 - 534=117
Colleen R. Jorgensen	2569	27	95	99	<b>101</b>	<b>112</b>	312	96.03	- 95.15	= 0.89	312 - 285=27
Sheri L. Jorgensen	4957	36	137	116	<b>167</b>	151	434	138.23	- 137.69	= 0.54	434 - 411=23
Beckie S. King	5432	38	142				0	142.95	- 142.95	= 0.00	
Dani Krotz	1433	9	159	<b>151</b>	141	<b>182</b>	474	158.92	- 159.22	= -0.31	474 - 477=-3
Shelli Krotz	4356	30	145				0	145.20	- 145.20	= 0.00	
Michelle L. Limbach	6650	39	170	178	176	202	556	171.57	- 170.51	= 1.06	556 - 510=46
Sheri J. Londer	5389	42	128	<b>146</b>	119	78	343	127.38	- 128.31	= -0.93	343 - 384=-41
Kathy Maxson	4338	33	131				0	131.45	- 131.45	= 0.00	
Lindsay L. McLaughlin	5603	42	133	114	151	<b>172</b>	437	134.22	- 133.40	= 0.82	437 - 399=38
Rebecca L. McPherson	7648	42	182	156	<b>254</b>	<b>195</b>	605	183.40	- 182.10	= 1.30	605 - 546=59
Jacqui Moore	4699	37	127	117	145	120	382	127.03	- 127.00	= 0.03	382 - 381=1
Macy C. Nickel	3673	42	87	<b>108</b>	<b>118</b>	<b>94</b>	320	88.73	- 87.45	= 1.28	320 - 261=59
Allen S. Noltersmeier	376	3	125				0	125.33	- 125.33	= 0.00	
Lisa S. Poff	500	3	166				0	166.67	- 166.67	= 0.00	
Wendy L. Pohl	1613	12	134				0	134.42	- 134.42	= 0.00	
Ashley K. Schroeder	543	5	108	<b>a98</b>	120	<b>193</b>	411	122.29	- 108.60	= 13.69	
Amanda B. Smallcomb	802	6	133	<b>150</b>	<b>131</b>	<b>131</b>	412	134.89	- 133.67	= 1.22	412 - 399=13
Brenda J. Sonnenfeld	2407	24	100				0	100.29	- 100.29	= 0.00	
Cindy Stones	6664	42	158	114	<b>171</b>	145	430	157.64	- 158.67	= -1.02	430 - 474=-44
Brooke L. Thiessen	4044	38	106	<b>106</b>	<b>104</b>	<b>91</b>	301	105.98	- 106.42	= -0.45	301 - 318=-17
Krista K. Wiester	6639	39	170				0	170.23	- 170.23	= 0.00	

# Applette 2023-24

## Big Apple Fun Center

\* Bowlers listed must have a minimum of 1 games.

### High Average Listing

	<u>Name</u>	<u>True Average</u>	<u>Pins</u>	<u>Gms</u>	<u>To Raise Avg +1</u>	<u>To Drop Avg -1</u>
1	Rebecca L. McPherson	183.40	8253	45	579	530
2	David D. Hibberd	183.39	3301	18	563	541
3	Arlen L. Jorgensen	181.93	5458	30	548	514
4	Michelle L. Limbach	171.57	7206	42	534	488
5	Krista K. Wiester	170.23	6639	39	543	500
6	Ann M. Graham	169.92	6627	39	513	470
7	Lisa S. Poff	166.67	500	3	502	495
8	Dani Krotz	158.92	1907	12	478	462
9	Cindy Stones	157.64	7094	45	490	441
10	Deb L. Hatcher	152.91	6881	45	463	414
11	Ashley K. Hancock	152.83	1834	12	461	445
12	Shelli Krotz	145.20	4356	30	462	428
13	Beckie S. King	142.95	5432	38	431	389
14	Sheri L. Jorgensen	138.23	5391	39	447	404
15	Amanda B. Smallcomb	134.89	1214	9	406	393
16	Wendy L. Pohl	134.42	1613	12	412	396
17	Lindsay L. McLaughlin	134.22	6040	45	440	391
18	Kira L. Hancock	131.98	5939	45	397	348
19	Kathy Maxson	131.45	4338	33	414	377
20	Jackie Clapp	131.33	788	6	400	390
21	Peg Hickman	129.00	2709	21	411	386
22	Angie C. Hauserman	128.47	5781	45	411	362
23	Sheri J. Londer	127.38	5732	45	412	363
24	Jacqui Moore	127.03	5081	40	423	379
25	Misty M. Hasselquist	126.67	760	6	383	373
26	Trish R. Hancock	125.53	4519	36	395	355
27	Allen S. Noltersmeier	125.33	376	3	380	373
28	Ashley K. Schroeder	122.29	856	7	374	363
29	Brooke L. Thiessen	105.98	4345	41	319	274
30	Brenda J. Sonnenfeld	100.29	2407	24	320	292
31	Dawn M. Chadrick	96.06	1729	18	308	286
32	Colleen R. Jorgensen	96.03	2881	30	320	286
33	Monica R. Eder	93.00	279	3	285	278
34	Olivia R. Burival	92.20	4149	45	315	266
35	Macy C. Nickel	88.73	3993	45	279	230
36	Sam B. Foster	81.33	244	3	248	241
37	Erika A. Carrillo	52.28	1673	32	182	146



# Applette 2023-24

## Big Apple Fun Center

\* Bowlers listed must have a minimum of 22 games.

Note: This report includes information through December 14 which is Week 15 of 31

### Most Improved Averages

<u>Name</u>	<u>True Average</u>	<u>Most Improved Avg</u>	<u>+/-</u>	<u>Name</u>	<u>True Average</u>	<u>Most Improved Avg</u>	<u>+/-</u>
Rebecca L. McPherson	183.40	175	+8.40	Jacqui Moore	127.03	125	+2.03
Michelle L. Limbach	171.57	165	+6.57	Deb L. Hatcher	152.91	151	+1.91
Arlen L. Jorgensen	181.93	177	+4.93	Beckie S. King	142.95	142	+0.95
Erika A. Carrillo	52.28	48	+4.28	Cindy Stones	157.64	157	+0.64
Krista K. Wiester	170.23	166	+4.23	Trish R. Hancock	125.53	125	+0.53
Olivia R. Burival	92.20	88	+4.20	Colleen R. Jorgensen	96.03	96	+0.03
Kira L. Hancock	131.98	128	+3.98	Sheri L. Jorgensen	138.23	139	-0.77
Macy C. Nickel	88.73	85	+3.73	Lindsay L. McLaughlin	134.22	135	-0.78
Kathy Maxson	131.45	128	+3.45	Shelli Krotz	145.20	146	-0.80
Brooke L. Thiessen	105.98	103	+2.98	Angie C. Hauserman	128.47	130	-1.53
Ann M. Graham	169.92	167	+2.92	Sheri J. Londer	127.38	132	-4.62
Brenda J. Sonnenfeld	100.29	98	+2.29				

# Applette 2023-24

## Big Apple Fun Center

\* Bowlers listed must have a minimum of 1 games.

### Most Pins Over Average

Name	-----Old-----		Old				---Average Change---				Weekly Over Avg
	Pins	Games	Avg	-1-	-2-	-3-	Total	New - Old	---> +/-	Series Avg +/-	
Arlen L. Jorgensen	4807	27	178	<b>200</b>	<b>225</b>	<b>226</b>	651	181.93	- 178.04	= 3.90	651 - 534=117
Kira L. Hancock	5455	42	129	<b>164</b>	<b>148</b>	<b>172</b>	484	131.98	- 129.88	= 2.10	484 - 387=97
Macy C. Nickel	3673	42	87	<b>108</b>	<b>118</b>	<b>94</b>	320	88.73	- 87.45	= 1.28	320 - 261=59
Rebecca L. McPherson	7648	42	182	156	<b>254</b>	<b>195</b>	605	183.40	- 182.10	= 1.30	605 - 546=59
Olivia R. Burival	3824	42	91	<b>114</b>	<b>97</b>	<b>114</b>	325	92.20	- 91.05	= 1.15	325 - 273=52
Ashley K. Hancock	1339	9	148	<b>177</b>	181	137	495	152.83	- 148.78	= 4.06	495 - 444=51
Michelle L. Limbach	6650	39	170	178	176	202	556	171.57	- 170.51	= 1.06	556 - 510=46
Ann M. Graham	6083	36	168	192	147	205	544	169.92	- 168.97	= 0.95	544 - 504=40
Lindsay L. McLaughlin	5603	42	133	114	151	<b>172</b>	437	134.22	- 133.40	= 0.82	437 - 399=38
Deb L. Hatcher	6395	42	152	125	<b>210</b>	151	486	152.91	- 152.26	= 0.65	486 - 456=30
Colleen R. Jorgensen	2569	27	95	99	<b>101</b>	<b>112</b>	312	96.03	- 95.15	= 0.89	312 - 285=27
Sheri L. Jorgensen	4957	36	137	116	<b>167</b>	151	434	138.23	- 137.69	= 0.54	434 - 411=23
David D. Hibberd	2736	15	182	<b>184</b>	<b>212</b>	169	565	183.39	- 182.40	= 0.99	565 - 546=19
Trish R. Hancock	4128	33	125	<b>131</b>	115	<b>145</b>	391	125.53	- 125.09	= 0.44	391 - 375=16
Amanda B. Smallcomb	802	6	133	<b>150</b>	<b>131</b>	<b>131</b>	412	134.89	- 133.67	= 1.22	412 - 399=13
Jacqui Moore	4699	37	127	117	145	120	382	127.03	- 127.00	= 0.03	382 - 381=1
Dani Krotz	1433	9	159	<b>151</b>	141	<b>182</b>	474	158.92	- 159.22	= -0.31	474 - 477=-3
Angie C. Hauserman	5403	42	128	123	126	129	378	128.47	- 128.64	= -0.18	378 - 384=-6
Brooke L. Thiessen	4044	38	106	<b>106</b>	<b>104</b>	<b>91</b>	301	105.98	- 106.42	= -0.45	301 - 318=-17
Sheri J. Londer	5389	42	128	<b>146</b>	119	78	343	127.38	- 128.31	= -0.93	343 - 384=-41
Cindy Stones	6664	42	158	114	<b>171</b>	145	430	157.64	- 158.67	= -1.02	430 - 474=-44
Dawn M. Chadrick	1498	15	99	91	72	68	231	96.06	- 99.87	= -3.81	231 - 297=-66
Peg Hickman	2389	18	132	111	103	106	320	129.00	- 132.72	= -3.72	320 - 396=-76

# Applette 2023-24

## Big Apple Fun Center

This report is for scores bowled December 14 which is Week 15 of 31

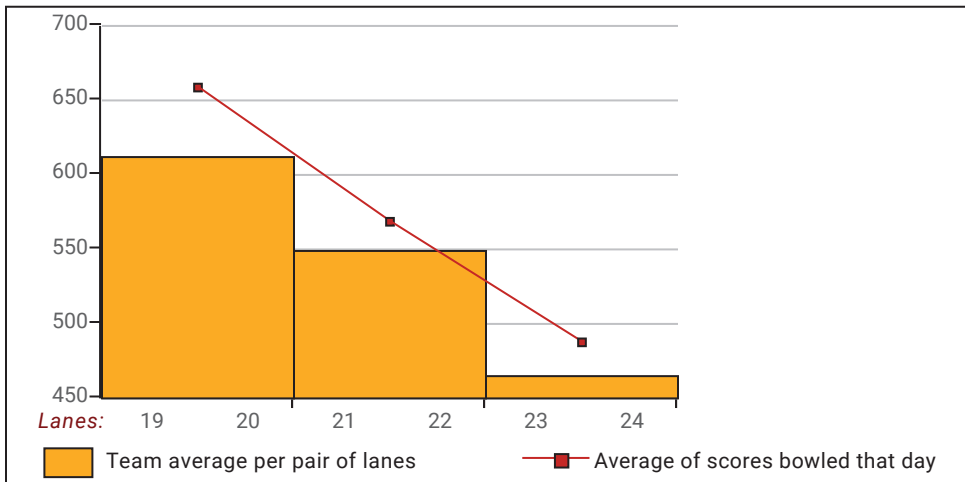
### This Week's Statistics: Lefties vs Righties

Unless designated left handed, bowlers are considered right handed.

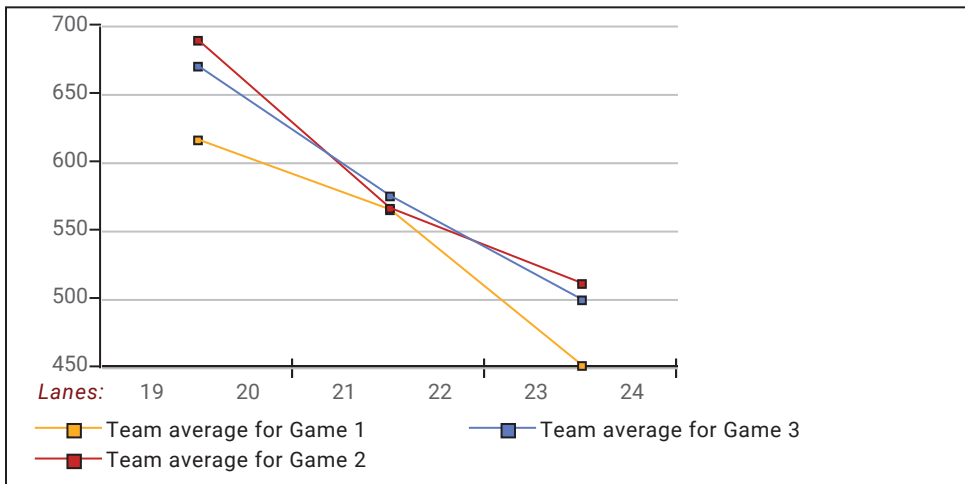
	Over All	Right	Left
How many people bowled	24	24	0
Number of games bowled	71	71	0
Actual average of week's scores	143.51	143.51	0.00
How many games above average	41	41	0
How many games below average	29	29	0
Pins above/below average per game	7.49	7.49	0.00
How many people raised average	17	17	--
by this amount	2.06	2.06	0.00
How many people went down	7	7	--
by this amount	-1.49	-1.49	0.00
League average before bowling	136.08	136.08	0.00
League average after bowling	137.11	137.11	0.00
Change in league average	1.03	1.03	0.00
800s	--	--	--
775s	--	--	--
750s	--	--	--
725s	--	--	--
700s	--	--	--
675s	--	--	--
650s	1	1	--
625s	--	--	--
600s	1	1	--
575s	--	--	--
550s	2	2	--
525s	1	1	--
500s	--	--	--
475s	3	3	--
450s	1	1	--
425s	3	3	--
400s	2	2	--
below 400	10	10	--
300s	--	--	--
275s	--	--	--
250s	1	1	--
225s	2	2	--
200s	5	5	--
175s	9	9	--
150s	12	12	--
125s	14	14	--
100s	20	20	--
below 100	8	8	--

This report is for scores bowled December 14 which is Week 15 of 31

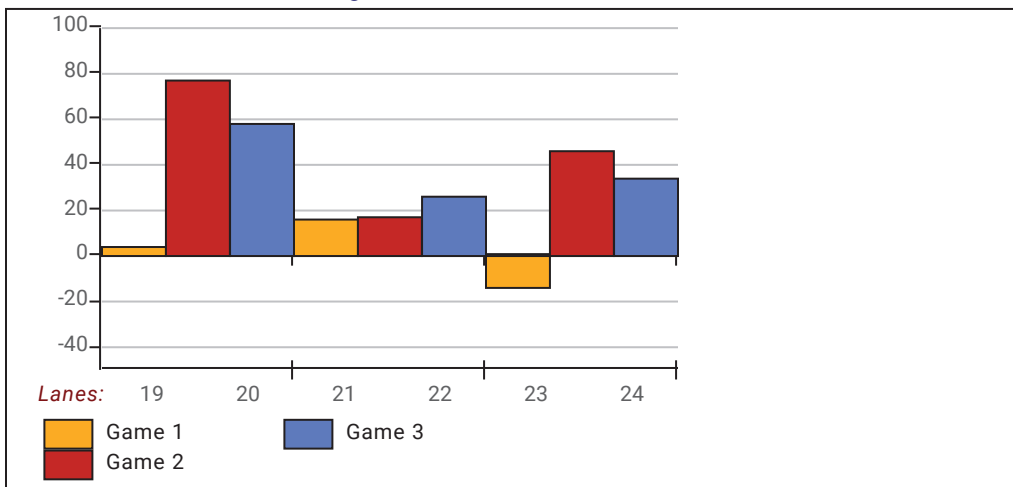
**Team Average vs Avg of Scores**



**Average of Scores for Each Game**

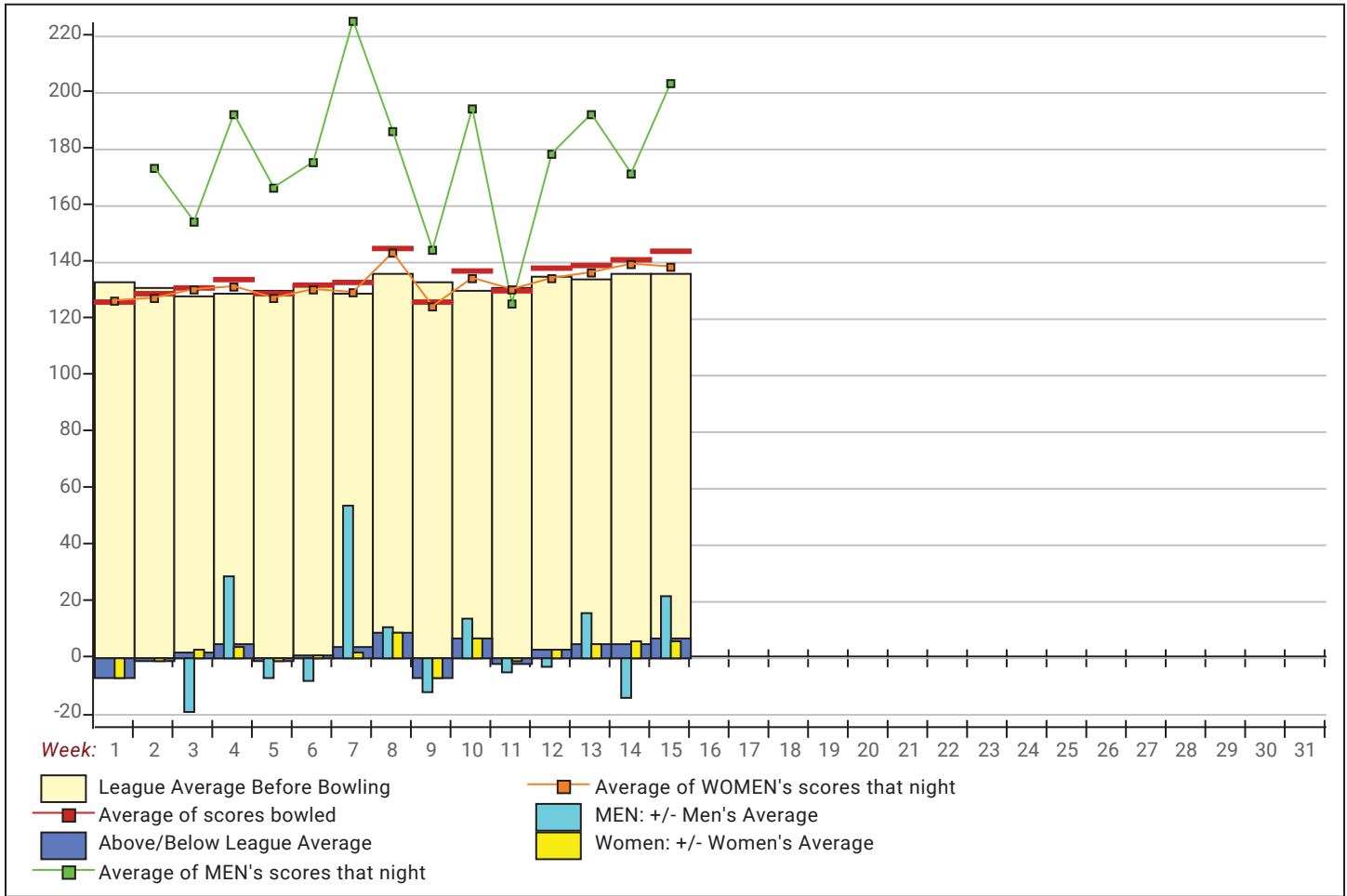


**Amount Over/Under Team Average**



This report is for scores bowled December 14 which is Week 15 of 31

**League Average Week-by-Week**



**League Average Statistics for Last Week**

	League	Right Hand	Left Hand	Men (Lft+Rt)	Women (Lft+Rt)
League Average Before Bowling	136.08	136.08		180.22	132.07
Average of scores bowled that night	143.51	143.51		202.67	138.05
New League Average After Bowling	137.11	137.11		182.66	132.96
Change in League Average	1.03	1.03		2.44	.90
People Who Bowled Over Average	17	17		2	15
People Who Bowled Under Average	7	7			7
Average Amount of Series Over Avg	51.94	51.94		68.00	49.80
Average Amount of Series Under Avg	-36.14	-36.14			-36.14
Difference Avg, NiteAvg	7.49	7.49		22.67	6.09
Number of Bowlers	24	24		2	22
Number of Games Bowled	71	71		6	65
People Who Raised Their Average	17	17		2	15
Raised By an Average of This Amount	2.06	2.06		2.44	2.01
People Who Lowered Their Average	7	7			7
Lowered By an Average of This Amou	-1.49	-1.49			-1.49
Number of Games Bowled Over Avera	41	41		5	36
Number of Games Bowled Under Avera	29	29		1	28

Note: Averages are based only on people who bowled.

# Press Release -- 1/3/2024

12/14/2023 Week 15 of 31

## Applette 2023-24

Thursday 6:30 pm

Big Apple Fun Center

Lanes 19 - 24

### Team Standings

Place	Team Name	Avg p/gm	Points Won	Points Lost	Year-To-Date WON	Y-T-D LOST
1	Living on a Spare	683	83½	51½	83½	51½
2	Riches Rollin Smoke BBQ	539	80½	54½	80½	54½
3	Streamline Painting	519	75	60	75	60
4	Joe's Honky Tonk	574	70	65	70	65
5	Cost Gutterz	349	54	81	54	81
6	Sequel Bowling Bookworms	535	42	93	42	93

\*\*\* Although not shown, standings are determined by points only for the current split

### Last Week's Top Scores

	Scratch Game	Scratch Series	Handicap Game	Handicap Series
<b>Men</b>	226 Arlen Jorgensen	651 Arlen Jorgensen	258 Arlen Jorgensen	747 Arlen Jorgensen
	212 David Hibberd	565 David Hibberd	240 David Hibberd	649 David Hibberd
<b>Women</b>	254 Rebecca McPherson	605 Rebecca McPherson	295 Ashley Schroeder	727 Kira Hancock
	210 Deb Hatcher	556 Michelle Limbach	282 Rebecca McPherson	689 Macy Nickel
	205 Ann Graham	544 Ann Graham	268 Deb Hatcher	689 Rebecca McPherson
	202 Michelle Limbach	495 Ashley Hancock	253 Kira Hancock	682 Olivia Burival
	193 Ashley Schroeder	486 Deb Hatcher	249 Lindsay McLaughlin	681 Ashley Hancock
	182 Dani Krotz	484 Kira Hancock	247 Ann Graham	676 Michelle Limbach
	181 Ashley Hancock	474 Dani Krotz	243 Ashley Hancock	670 Ann Graham
	172 Kira Hancock	437 Lindsay McLaughlin	242 Michelle Limbach	668 Lindsay McLaughlin
	172 Lindsay McLaughlin	434 Sheri Jorgensen	241 Macy Nickel	660 Deb Hatcher
171 Cindy Stones	430 Cindy Stones	240 Sheri Jorgensen	657 Colleen Jorgensen	

### Local and Bowling Center Awards

Name	USBC ID Number	Award Average	Award Games	G1	G2	G3	Series	Award Score	Award Received
Deb L. Hatcher	4132-13 USBC	152	42	125	210	151	486	210	200 Game (Local Assoc. Awards)
Arlen L. Jorgensen	1494-2758 USBC	178	27	200	225	226	651	225	225 Game (Local Assoc. Awards)
	1494-2758 USBC	178	27	200	225	226	651	226	225 Game (Local Assoc. Awards)
Rebecca L. McPherson	6197-339 USBC	182	42	156	254	195	605	254	250 Game (Local Assoc. Awards)
Macy C. Nickel	9726-4320 USBC	87	42	108	118	94	320	320	300 Series (Local Assoc. Awards)

# Applette 2023-24

Thursday 6:30 pm

## Big Apple Fun Center

Lanes 19 - 24

President: Michelle Limbach (308)627-5811

Vice President: Krista Wiester (402)677-7680

Secretary/Treasurer: Rebecca McPherson (402)984-0342

### Team Standings

Place	Lane	#	Team Name	Points Won	Points Lost	%Won	Pins + HDCP	Scratch Pins	Avg p/gm	High Game	High Sers	HDCP Game	HDCP Sers
1	19	3	Joe's Honky Tonk	74½	60½	55.2	76312	53059	589	702	2019	952	2674
2	20	5	Living on a Spare	73½	61½	54.4	76695	62184	690	875	2448	981	2766
3	21	1	Streamline Painting	73	62	54.1	77116	47650	529	668	1871	955	2710
4	23	6	Riches Rollin Smoke BBQ	64	71	47.4	76671	48882	543	632	1807	947	2759
5	22	2	Cost Gutterz	63	72	46.7	71454	31911	379	492	1357	947	2701
6	24	4	Sequel Bowling Bookworms	57	78	42.2	75442	48196	535	651	1809	956	2697

### Review of Last Week's Bowling.....

Lanes	Team Name	HDCP -1-	HDCP -2-	HDCP -3-	HDCP Total	Last Wk WON	Team Name	HDCP -1-	HDCP -2-	HDCP -3-	HDCP Total	Last Wk WON
19-20	Joe's Honky Tonk	849	924	822	2595	3	<---> Living on a Spare	794	915	887	2596	6
21-22	Streamline Painting	827	812	881	2520	6	<---> Cost Gutterz	857	817	833	2507	3
23-24	Riches Rollin Smoke	834	907	848	2589	6½	<---> Sequel Bowling Book	817	879	857	2553	2½

### Lane Assignments

Wk31 04/25 5 - 3 League Championship

### Last Week's Top Scores

Team Scratch Game		Team Scratch Series		Team Handicap Game		Team Handicap Series	
773	Living on a Spare	2170	Living on a Spare	924	Joe's Honky Tonk	2596	Living on a Spare
683	Joe's Honky Tonk	1872	Joe's Honky Tonk	915	Living on a Spare	2595	Joe's Honky Tonk
625	Riches Rollin Smoke BBQ	1743	Riches Rollin Smoke BBQ	907	Riches Rollin Smoke BBQ	2589	Riches Rollin Smok
574	Sequel Bowling Bookworm	1638	Sequel Bowling Bookworm	881	Streamline Painting	2553	Sequel Bowling Bo
550	Streamline Painting	1527	Streamline Painting	879	Sequel Bowling Bookworm	2520	Streamline Paintin
427	Cost Gutterz	1217	Cost Gutterz	857	Cost Gutterz	2507	Cost Gutterz
Scratch Game		Scratch Series		Handicap Game		Handicap Series	
<b>Men</b>	192 David Hibberd	521	David Hibberd	219	David Hibberd	602	David Hibberd
<b>Women</b>	220 Rebecca McPherson	604	Rebecca McPherson	281	Beckie King	708	Beckie King
	211 Beckie King	543	Michelle Limbach	270	Jacqui Moore	704	Amanda Smallcomb
	194 Michelle Limbach	527	Cindy Stones	264	Amanda Smallcomb	689	Cindy Stones
	191 Ashley Hancock	518	Krista Wiester	250	Ashley Hancock	680	Dawn Chadrick
	189 Jacqui Moore	498	Beckie King	247	Wendy Pohl	676	Rebecca McPherson
	185 Amanda Smallcomb	483	Ashley Hancock	244	Rebecca McPherson	664	Brooke Thiessen
	185 Deb Hatcher	467	Amanda Smallcomb	242	Deb Hatcher	663	Jacqui Moore
	182 Cindy Stones	448	Dani Krotz	236	Cindy Stones	660	Sheri Londer
	181 Krista Wiester	433	Wendy Pohl	236	Sheri Londer	660	Ashley Hancock
	173 Wendy Pohl	430	Deb Hatcher	235	Olivia Burival	655	Wendy Pohl

### Season High Scores

Team Scratch Game		Team Scratch Series		Team Handicap Game		Team Handicap Series	
875	Living on a Spare	2448	Living on a Spare	981	Living on a Spare	2766	Living on a Spare
702	Joe's Honky Tonk	2019	Joe's Honky Tonk	956	Sequel Bowling Bookworm	2759	Riches Rollin Smok
668	Streamline Painting	1871	Streamline Painting	955	Streamline Painting	2710	Streamline Paintin
651	Sequel Bowling Bookworm	1809	Sequel Bowling Bookworm	952	Joe's Honky Tonk	2701	Cost Gutterz
632	Riches Rollin Smoke BBQ	1807	Riches Rollin Smoke BBQ	947	Cost Gutterz	2697	Sequel Bowling Bo
492	Cost Gutterz	1357	Cost Gutterz	947	Riches Rollin Smoke BBQ	2674	Joe's Honky Tonk

Bowlers must have completed a minimum of 60 games to be eligible for any league award.

**Season High Scores - Continued**

	<u>Scratch Game</u>		<u>Scratch Series</u>		<u>Handicap Game</u>		<u>Handicap Series</u>	
<b>Women</b>	256	Rebecca McPherson	657	Rebecca McPherson	307	Kira Hancock	779	Kira Hancock
	228	Ann Graham	638	Ann Graham	286	Angie Hauserman	761	Ann Graham
	228	Kira Hancock	596	Michelle Limbach	284	Rebecca McPherson	751	Deb Hatcher
	226	Michelle Limbach	594	Krista Wiester	281	Beckie King	741	Rebecca McPherson
	225	Krista Wiester	562	Deb Hatcher	280	Brooke Thiessen	738	Sheri Jorgensen
	211	Cindy Stones	551	Cindy Stones	274	Trish Hancock	734	Lindsay McLaughlin
	211	Beckie King	526	Kira Hancock	272	Krista Wiester	720	Sheri Londer
	210	Deb Hatcher	510	Sheri Jorgensen	270	Jacqui Moore	714	Jacqui Moore
	203	Angie Hauserman	498	Beckie King	270	Sheri Londer	713	Cindy Stones
	189	Jacqui Moore	494	Lindsay McLaughlin	269	Ann Graham	713	Trish Hancock

**Team Rosters**

**1 - Streamline Painting**

<u>Name</u>	<u>Avg</u>	<u>HDCP</u>	<u>Pins</u>	<u>Gms</u>	<u>Points Won</u>	<u>High Game</u>	<u>High Sers</u>	<u>HDCP Game</u>	<u>HDCP Sers</u>	<u>Most Improved Avg +/-</u>	<u>To Raise Avg +1</u>	<u>To Drop Avg -1</u>	<u>Weekly Over Avg Series Avg +/-</u>	
Monica R. Eder	93	117	279	3	107	279	224	630			285	278		
Dawn M. Chadrick	98	112	3852	39	7.0	134	341	247	680	97	+1.77	306	263	341 - 291=50
Colleen R. Jorgensen	98	112	5047	51	9.5	144	357	258	711	96	+2.96	299	244	
Kathy Maxson	135	75	8935	66	13.0	178	475	262	710	128	+7.38	449	379	350 - 408=-58
Wendy L. Pohl	137	73	5344	39	9.5	190	454	269	691	131	+6.03	452	409	433 - 408=25
Sheri L. Jorgensen	140	70	9660	69	16.0	188	510	264	738	139	+1.00	492	419	403 - 420=-17

**2 - Cost Gutterz**

<u>Name</u>	<u>Avg</u>	<u>HDCP</u>	<u>Pins</u>	<u>Gms</u>	<u>Points Won</u>	<u>High Game</u>	<u>High Sers</u>	<u>HDCP Game</u>	<u>HDCP Sers</u>	<u>Most Improved Avg +/-</u>	<u>To Raise Avg +1</u>	<u>To Drop Avg -1</u>	<u>Weekly Over Avg Series Avg +/-</u>	
Erika A. Carrillo	52	158	1673	32	5.5	98	196	263	703	48	+4.28	182	146	
Macy C. Nickel	91	119	6797	74	12.5	125	333	246	696	85	+6.85	287	209	
Olivia R. Burival	96	114	7985	83	19.0	139	344	256	689	88	+8.20	357	270	301 - 288=13
Brooke L. Thiessen	107	103	7751	72	14.0	174	366	280	696	103	+4.65	349	273	355 - 321=34
Jenna N. Banzhaf	115	95	4155	36	9.0	155	385	248	689	117	-1.58	369	329	318 - 348=-30
Ashley K. Schroeder	122	88	856	7	1.0	193	327	295	630			374	363	

**3 - Joe's Honky Tonk**

<u>Name</u>	<u>Avg</u>	<u>HDCP</u>	<u>Pins</u>	<u>Gms</u>	<u>Points Won</u>	<u>High Game</u>	<u>High Sers</u>	<u>HDCP Game</u>	<u>HDCP Sers</u>	<u>Most Improved Avg +/-</u>	<u>To Raise Avg +1</u>	<u>To Drop Avg -1</u>	<u>Weekly Over Avg Series Avg +/-</u>	
Brenda J. Sonnenfeld	102	108	4598	45	8.0	145	366	257	696	98	+4.18	346	297	
Sheri J. Londer	128	82	10403	81	14.0	186	468	270	720	132	-3.57	433	348	414 - 384=30
Amanda B. Smallcomb	134	76	4024	30	4.5	185	467	264	704	135	-0.87	431	397	467 - 393=74
Shelli Krotz	144	66	4760	33	9.0	206	473	273	673	146	-1.76	460	423	
Dani Krotz	163	47	8816	54	16.5	211	551	264	702	159	+4.26	532	474	448 - 492=-44
Michelle L. Limbach	176	34	13743	78	28.5	226	596	261	709	165	+11.19	594	512	543 - 528=15

**4 - Sequel Bowling Bookworms**

<u>Name</u>	<u>Avg</u>	<u>HDCP</u>	<u>Pins</u>	<u>Gms</u>	<u>Points Won</u>	<u>High Game</u>	<u>High Sers</u>	<u>HDCP Game</u>	<u>HDCP Sers</u>	<u>Most Improved Avg +/-</u>	<u>To Raise Avg +1</u>	<u>To Drop Avg -1</u>	<u>Weekly Over Avg Series Avg +/-</u>	
Angie C. Hauserman	125	85	11327	90	15.5	203	443	286	695	130	-4.14	391	297	381 - 375=6
Peg Hickman	129	81	7366	57	12.5	183	458	263	706	129	+0.23	434	373	407 - 384=23
Jacqui Moore	129	81	10633	82	10.0	189	459	270	714	125	+4.67	417	331	420 - 387=33
Deb L. Hatcher	153	57	13797	90	20.0	210	562	268	751	151	+2.30	525	431	430 - 459=-29

**5 - Living on a Spare**


<u>Name</u>	<u>Avg</u>	<u>HDCP</u>	<u>Pins</u>	<u>Gms</u>	<u>Points Won</u>	<u>High Game</u>	<u>High Sers</u>	<u>HDCP Game</u>	<u>HDCP Sers</u>	<u>Most Improved Avg +/-</u>	<u>To Raise Avg +1</u>	<u>To Drop Avg -1</u>	<u>Weekly Over Avg Series Avg +/-</u>	
Cindy Stones	156	54	13644	87	13.5	211	551	264	713	157	-0.17	486	395	527 - 468=59
Lisa S. Poff	166	44	500	3		208	500	252	632			502	495	
Ann M. Graham	170	40	13811	81	17.0	228	638	269	761	167	+3.51	553	468	
Krista K. Wiester	173	37	14017	81	16.5	225	594	272	708	166	+7.05	599	514	518 - 519=-1
Rebecca L. McPherson	187	23	16856	90	35.5	256	657	284	741	175	+12.29	628	534	604 - 558=46




6 - Riches Rollin Smoke BBQ

Name	Avg	HDCP	Pins	Gms	Points	High	High	HDCP	HDCP	Most Improved		To Raise	To Drop	Weekly Over Avg Series Avg +/-
					Won	Game	Sers	Game	Sers	Avg	+/-	Avg +1	Avg -1	
Allen S. Noltersmeier	125	85	376	3	1.0	158	376	243	631			380	373	
Trish R. Hancock	129	81	10089	78	15.5	187	458	274	713	125	+4.35	441	359	
Lindsay L. McLaughlin	132	78	11527	87	17.0	176	494	256	734	135	-2.51	443	352	402 - 396=6
Kira L. Hancock	135	75	12189	90	21.5	228	526	307	779	128	+7.43	459	365	360 - 405=-45
Beckie S. King	141	69	10457	74	17.5	211	498	281	708	142	-0.69	477	399	498 - 420=78

Temporary Substitutes

 **Men**

Name	Avg	HDCP	Pins	Gms	Points	High	High	HDCP	HDCP	Most Improved		To Raise	To Drop	Weekly Over Avg Series Avg +/-
					Won	Game	Sers	Game	Sers	Avg	+/-	Avg +1	Avg -1	
Sam B. Foster	81	129	244	3		103	244	232	631			248	241	
Dustin W. Graham	241	0	724	3	2.0	268	724	268	724			728	721	
David D. Hibberd	182	28	7124	39	6.0	213	583	248	673	184	-1.33	562	519	521 - 549=-28
Arlen L. Jorgensen	183	27	10446	57	23.0	257	675	296	792	177	+6.26	594	533	

 **Women**

Name	Avg	HDCP	Pins	Gms	Points	High	High	HDCP	HDCP	Most Improved		To Raise	To Drop	Weekly Over Avg Series Avg +/-
					Won	Game	Sers	Game	Sers	Avg	+/-	Avg +1	Avg -1	
Jackie Clapp	131	79	788	6	1.0	153	405	236	654			400	390	
Ashley K. Hancock	152	58	4108	27	5.5	199	499	269	709	152	+0.15	482	451	483 - 453=30
Misty M. Hasselquist	121	89	2917	24	3.0	164	431	265	734	120	+1.54	377	349	

High Individual Match Points

35.5	Rebecca McPherson	28.5	Michelle Limbach	21.5	Kira Hancock	20	Deb Hatcher
19	Olivia Burival	17.5	Beckie King	17	Ann Graham	17	Lindsay McLaughlin

Individual High Averages

Men	Women
	187.29 Rebecca McPherson
	176.19 Michelle Limbach
	173.05 Krista Wiester
	170.51 Ann Graham
	156.83 Cindy Stones
	153.30 Deb Hatcher
	141.31 Beckie King
	140.00 Sheri Jorgensen
	135.43 Kira Hancock
	135.38 Kathy Maxson

Most Improved Average

175 to 187.29 =+12.29	Rebecca McPhers	165 to 176.19 =+11.19	Michelle Limbach	88 to 96.20 = +8.20	Olivia Burival
128 to 135.43 = +7.43	Kira Hancock	128 to 135.38 = +7.38	Kathy Maxson	166 to 173.05 = +7.05	Krista Wiester

Most Un-Improved Averages

130 to 125.86 = -4.14	Angie Hauserma	132 to 128.43 = -3.57	Sheri Londer	135 to 132.49 = -2.51	Lindsay McLaugh
146 to 144.24 = -1.76	Shelli Krotz	117 to 115.42 = -1.58	Jenna Banzhaf	184 to 182.67 = -1.33	David Hibberd

# Applette 2023-24

## Big Apple Fun Center

### Reprint of Scores -- Week 30

#### Lane 19 3 - Joe's Honky Tonk Week 30 4/18/2024

Name	Old		HDCP				
	Avg	HDCP	-1-	-2-	-3-	Total	Total
Sheri J. Londer	128	82	128	<b>154</b>	132	414	660
Amanda B. Smallcomb	131	79	<b>161</b>	<b>185</b>	121	467	<b>704</b>
Dani Krotz	164	46	<b>157</b>	157	134	448	586
Michelle L. Limbach	176	34	162	187	194	543	645
			====	====	====	====	====
Scratch Total			608	683	581	1872	1872
Handicap			241	241	241		723
Total			<b>849</b>	<b>924</b>	822	1872	2595
Team Points Won			1.0	1.0	0.0	2.0	2.0
Match Points Won			0.0	0.0	0.0	1.0	1.0
Total Points Won			1.0	1.0	0.0	3.0	3.0

#### Lane 20 5 - Living on a Spare Week 30 4/18/2024

Name	Old		HDCP				
	Avg	HDCP	-1-	-2-	-3-	Total	Total
Cindy Stones	156	54	<b>174</b>	<b>182</b>	<b>171</b>	527	<b>689</b>
Krista K. Wiester	173	37	158	179	<b>181</b>	518	629
David D. Hibberd	183	27	147	<b>192</b>	<b>182</b>	521	<b>602</b>
Rebecca L. McPherson	186	24	<b>173</b>	<b>220</b>	<b>211</b>	604	<b>676</b>
			====	====	====	====	====
Scratch Total			652	773	745	2170	2170
Handicap			142	142	142		426
Total			794	915	<b>887</b>	2170	2596
Team Points Won			0.0	0.0	1.0	2.0	2.0
Match Points Won			0.0	0.0	0.0	4.0	4.0
Total Points Won			0.0	0.0	1.0	6.0	6.0

#### Lane 21 1 - Streamline Painting Week 30 4/18/2024

Name	Old		HDCP				
	Avg	HDCP	-1-	-2-	-3-	Total	Total
Dawn M. Chadrick	97	113	<b>113</b>	<b>113</b>	<b>115</b>	341	<b>680</b>
Wendy L. Pohl	136	74	<b>124</b>	136	<b>173</b>	433	<b>655</b>
Kathy Maxson	136	74	126	107	117	350	572
Sheri L. Jorgensen	140	70	133	125	<b>145</b>	403	<b>613</b>
			====	====	====	====	====
Scratch Total			<b>496</b>	<b>481</b>	<b>550</b>	1527	<b>1527</b>
Handicap			331	331	331		993
Total			827	812	<b>881</b>	1527	2520
Team Points Won			0.0	0.0	1.0	2.0	2.0
Match Points Won			0.0	0.0	0.0	4.0	4.0
Total Points Won			0.0	0.0	1.0	6.0	6.0

#### Lane 22 2 - Cost Gutterz Week 30 4/18/2024

Name	Old		HDCP				
	Avg	HDCP	-1-	-2-	-3-	Total	Total
Macy C. Nickel	91	119	a81	a81	a81	243	600
Olivia R. Burival	96	114	80	<b>100</b>	121	301	643
Brooke L. Thiessen	107	103	<b>129</b>	<b>101</b>	<b>125</b>	355	<b>664</b>
Jenna N. Banzhaf	116	94	<b>137</b>	<b>105</b>	76	318	600
			====	====	====	====	====
Scratch Total			427	387	403	1217	1217
Handicap			430	430	430		1290
Total			<b>857</b>	<b>817</b>	833	1217	2507
Team Points Won			1.0	1.0	0.0	2.0	2.0
Match Points Won			0.0	0.0	0.0	1.0	1.0
Total Points Won			1.0	1.0	0.0	3.0	3.0

#### Lane 23 6 - Riches Rollin Smoke BBQ Week 30 4/18/2024

Name	Old		HDCP				
	Avg	HDCP	-1-	-2-	-3-	Total	Total
Lindsay L. McLaughlin	132	78	130	<b>143</b>	129	402	<b>636</b>
Kira L. Hancock	135	75	121	135	104	360	585
Beckie S. King	140	70	<b>145</b>	<b>211</b>	<b>142</b>	498	<b>708</b>
Ashley K. Hancock	151	59	<b>156</b>	<b>136</b>	<b>191</b>	483	<b>660</b>
			====	====	====	====	====
Scratch Total			<b>552</b>	<b>625</b>	<b>566</b>	1743	<b>1743</b>
Handicap			282	282	282		846
Total			<b>834</b>	<b>907</b>	848	1743	2589
Team Points Won			1.0	1.0	0.0	3.0	3.0
Match Points Won			0.0	0.0	0.0	3.5	3.5
Total Points Won			1.0	1.0	0.0	6.5	6.5

#### Lane 24 4 - Sequel Bowling Bookworms Week 30 4/18/2024

Name	Old		HDCP				
	Avg	HDCP	-1-	-2-	-3-	Total	Total
Angie C. Hauserman	125	85	<b>143</b>	104	<b>134</b>	381	<b>636</b>
Peg Hickman	128	82	<b>135</b>	<b>143</b>	<b>129</b>	407	<b>653</b>
Jacqui Moore	129	81	127	189	104	420	663
Deb L. Hatcher	153	57	107	<b>138</b>	185	430	601
			====	====	====	====	====
Scratch Total			512	574	552	1638	1638
Handicap			305	305	305		915
Total			817	879	<b>857</b>	1638	2553
Team Points Won			0.0	0.0	1.0	1.0	1.0
Match Points Won			0.0	0.0	0.0	1.5	1.5
Total Points Won			0.0	0.0	1.0	2.5	2.5

# Applette 2023-24

## Big Apple Fun Center

### Match Points Won (This Week) -- Week 30

**Lane 19 3 - Joe's Honky Tonk** Week 30 4/18/2024

Name	Last Wk Won	Last Wk Lost	HDCP -1-	HDCP -2-	HDCP -3-	HDCP Total
Sheri J. Londer		1.0	210	<b>236</b>	214	660
Amanda B. Smallcomb	1.0		<b>240</b>	<b>264</b>	200	<b>704</b>
Dani Krotz		1.0	<b>203</b>	203	180	586
Michelle L. Limbach		1.0	196	221	228	645
			=====	=====	=====	=====
Scratch Total			608	683	581	1872
Handicap			241	241	241	723
Total			<b>849</b>	<b>924</b>	822	2595
Team Points Won			1.0	1.0	0.0	2.0
Match Points Won			0.0	0.0	0.0	1.0
Total Points Won			1.0	1.0	0.0	3.0

**Lane 20 5 - Living on a Spare** Week 30 4/18/2024

Name	Last Wk Won	Last Wk Lost	HDCP -1-	HDCP -2-	HDCP -3-	HDCP Total
Cindy Stones	1.0		<b>228</b>	<b>236</b>	<b>225</b>	<b>689</b>
Krista K. Wiestler		1.0	195	216	<b>218</b>	629
David D. Hibberd	1.0		174	<b>219</b>	<b>209</b>	<b>602</b>
Rebecca L. McPherson	2.0		<b>197</b>	<b>244</b>	<b>235</b>	<b>676</b>
			=====	=====	=====	=====
Scratch Total			652	773	745	2170
Handicap			142	142	142	426
Total			794	915	<b>887</b>	2596
Team Points Won			0.0	0.0	1.0	2.0
Match Points Won			0.0	0.0	0.0	4.0
Total Points Won			0.0	0.0	1.0	6.0

**Lane 21 1 - Streamline Painting** Week 30 4/18/2024

Name	Last Wk Won	Last Wk Lost	HDCP -1-	HDCP -2-	HDCP -3-	HDCP Total
Dawn M. Chadrick	1.0		<b>226</b>	<b>226</b>	<b>228</b>	<b>680</b>
Wendy L. Pohl	2.0		<b>198</b>	210	<b>247</b>	<b>655</b>
Kathy Maxson		1.0	200	181	191	572
Sheri L. Jorgensen	1.0		203	195	<b>215</b>	<b>613</b>
			=====	=====	=====	=====
Scratch Total			<b>496</b>	<b>481</b>	<b>550</b>	<b>1527</b>
Handicap			331	331	331	993
Total			827	812	<b>881</b>	<b>2520</b>
Team Points Won			0.0	0.0	1.0	2.0
Match Points Won			0.0	0.0	0.0	4.0
Total Points Won			0.0	0.0	1.0	6.0

**Lane 22 2 - Cost Gutterz** Week 30 4/18/2024

Name	Last Wk Won	Last Wk Lost	HDCP -1-	HDCP -2-	HDCP -3-	HDCP Total
Macy C. Nickel		1.0	a200	a200	a200	600
Olivia R. Burival		1.0	194	<b>214</b>	235	643
Brooke L. Thiessen	1.0		<b>232</b>	<b>204</b>	<b>228</b>	<b>664</b>
Jenna N. Banzhaf		1.0	<b>231</b>	<b>199</b>	170	600
			=====	=====	=====	=====
Scratch Total			427	387	403	1217
Handicap			430	430	430	1290
Total			<b>857</b>	<b>817</b>	833	2507
Team Points Won			1.0	1.0	0.0	2.0
Match Points Won			0.0	0.0	0.0	1.0
Total Points Won			1.0	1.0	0.0	3.0

**Lane 23 6 - Riches Rollin Smoke BBQ** Week 30 4/18/2024

Name	Last Wk Won	Last Wk Lost	HDCP -1-	HDCP -2-	HDCP -3-	HDCP Total
Lindsay L. McLaughlin	0.5	0.5	208	<b>221</b>	207	<b>636</b>
Kira L. Hancock		1.0	196	210	179	585
Beckie S. King	2.0		<b>215</b>	<b>281</b>	<b>212</b>	<b>708</b>
Ashley K. Hancock	1.0		<b>215</b>	<b>195</b>	<b>250</b>	<b>660</b>
			=====	=====	=====	=====
Scratch Total			<b>552</b>	<b>625</b>	<b>566</b>	<b>1743</b>
Handicap			282	282	282	846
Total			<b>834</b>	<b>907</b>	848	<b>2589</b>
Team Points Won			1.0	1.0	0.0	3.0
Match Points Won			0.0	0.0	0.0	3.5
Total Points Won			1.0	1.0	0.0	6.5

**Lane 24 4 - Sequel Bowling Bookworms** Week 30 4/18/2024

Name	Last Wk Won	Last Wk Lost	HDCP -1-	HDCP -2-	HDCP -3-	HDCP Total
Angie C. Hauserman	0.5	0.5	<b>228</b>	189	<b>219</b>	<b>636</b>
Peg Hickman	1.0		<b>217</b>	<b>225</b>	<b>211</b>	<b>653</b>
Jacqui Moore		1.0	208	270	185	663
Deb L. Hatcher		1.0	164	<b>195</b>	242	601
			=====	=====	=====	=====
Scratch Total			512	574	552	1638
Handicap			305	305	305	915
Total			817	879	<b>857</b>	2553
Team Points Won			0.0	0.0	1.0	1.0
Match Points Won			0.0	0.0	0.0	1.5
Total Points Won			0.0	0.0	1.0	2.5

# Applette 2023-24

## Big Apple Fun Center

### Match Points Won (Total for Year)

Name	Points		%Won	Avg	Gms	Name	Points		%Won	Avg	Gms
	Won	Lost					Won	Lost			
Rebecca L. McPherson	35.5	9.5	78.89%	187	90	Jacqui Moore	10.0	19.0	34.48%	129	82
Michelle L. Limbach	28.5	9.0	76.00%	176	78	Wendy L. Pohl	9.5	5.0	65.52%	137	39
Arlen L. Jorgensen	23.0	9.5	70.77%	183	57	Colleen R. Jorgensen	9.5	7.5	55.88%	98	51
Kira L. Hancock	21.5	10.5	67.19%	135	90	Shelli Krotz	9.0	5.0	64.29%	144	33
Deb L. Hatcher	20.0	18.0	52.63%	153	90	Jenna N. Banzhaf	9.0	5.0	64.29%	115	36
Olivia R. Burival	19.0	9.0	67.86%	96	83	Brenda J. Sonnenfeld	8.0	7.0	53.33%	102	45
Beckie S. King	17.5	11.5	60.34%	141	74	Dawn M. Chadrick	7.0	9.0	43.75%	98	39
Ann M. Graham	17.0	16.5	50.75%	170	81	David D. Hibberd	6.0	10.0	37.50%	182	39
Lindsay L. McLaughlin	17.0	14.5	53.97%	132	87	Erika A. Carrillo	5.5	6.5	45.83%	52	32
Dani Krotz	16.5	6.0	73.33%	163	54	Ashley K. Hancock	5.5	4.5	55.00%	152	27
Krista K. Wiester	16.5	16.5	50.00%	173	81	Amanda B. Smallcomb	4.5	6.5	40.91%	134	30
Sheri L. Jorgensen	16.0	9.0	64.00%	140	69	Misty M. Hasselquist	3.0	5.0	37.50%	121	24
Trish R. Hancock	15.5	10.5	59.62%	129	78	Dustin W. Graham	2.0		100.00%	241	3
Angie C. Hauserman	15.5	16.5	48.44%	125	90	Ashley K. Schroeder	1.0	2.0	33.33%	122	7
Brooke L. Thiessen	14.0	13.0	51.85%	107	72	Allen S. Noltersmeier	1.0		100.00%	125	3
Sheri J. Londer	14.0	13.0	51.85%	128	81	Jackie Clapp	1.0	1.0	50.00%	131	6
Cindy Stones	13.5	17.5	43.55%	156	87	Lisa S. Poff		1.0	0.00%	166	3
Kathy Maxson	13.0	11.0	54.17%	135	66	Monica R. Eder		1.0	0.00%	93	3
Macy C. Nickel	12.5	15.5	44.64%	91	74	Sam B. Foster		1.0	0.00%	81	3
Peg Hickman	12.5	16.5	43.10%	129	57						

# Applette 2023-24

## Big Apple Fun Center

\* Bowlers listed must have a minimum of 1 games.

### Change in Average

Name	-----Old-----		Old					---Average Change---			Weekly Over Avg
	Pins	Games	Avg	-1-	-2-	-3-	Total	New	Old	---> +/-	Series Avg +/-
Jenna N. Banzhaf	3837	33	116	<b>137</b>	<b>105</b>	76	318	115.42	- 116.27	= -0.86	318 - 348=-30
Olivia R. Burival	7684	80	96	80	<b>100</b>	121	301	96.20	- 96.05	= 0.15	301 - 288=13
Erika A. Carrillo	1673	32	52				0	52.28	- 52.28	= 0.00	
Dawn M. Chadrick	3511	36	97	<b>113</b>	<b>113</b>	<b>115</b>	341	98.77	- 97.53	= 1.24	341 - 291=50
Jackie Clapp	788	6	131				0	131.33	- 131.33	= 0.00	
Monica R. Eder	279	3	93				0	93.00	- 93.00	= 0.00	
Sam B. Foster	244	3	81				0	81.33	- 81.33	= 0.00	
Ann M. Graham	13811	81	170				0	170.51	- 170.51	= 0.00	
Dustin W. Graham	724	3	241				0	241.33	- 241.33	= 0.00	
Ashley K. Hancock	3625	24	151	<b>156</b>	<b>136</b>	<b>191</b>	483	152.15	- 151.04	= 1.11	483 - 453=30
Kira L. Hancock	11829	87	135	121	135	104	360	135.43	- 135.97	= -0.53	360 - 405=-45
Trish R. Hancock	10089	78	129				0	129.35	- 129.35	= 0.00	
Misty M. Hasselquist	2917	24	121				0	121.54	- 121.54	= 0.00	
Deb L. Hatcher	13367	87	153	107	<b>138</b>	185	430	153.30	- 153.64	= -0.34	430 - 459=-29
Angie C. Hauserman	10946	87	125	<b>143</b>	104	<b>134</b>	381	125.86	- 125.82	= 0.04	381 - 375=6
David D. Hibberd	6603	36	183	147	<b>192</b>	<b>182</b>	521	182.67	- 183.42	= -0.75	521 - 549=-28
Peg Hickman	6959	54	128	<b>135</b>	<b>143</b>	<b>129</b>	407	129.23	- 128.87	= 0.36	407 - 384=23
Arlen L. Jorgensen	10446	57	183				0	183.26	- 183.26	= 0.00	
Colleen R. Jorgensen	5047	51	98				0	98.96	- 98.96	= 0.00	
Sheri L. Jorgensen	9257	66	140	133	125	<b>145</b>	403	140.00	- 140.26	= -0.26	403 - 420=-17
Beckie S. King	9959	71	140	<b>145</b>	<b>211</b>	<b>142</b>	498	141.31	- 140.27	= 1.04	498 - 420=78
Dani Krotz	8368	51	164	<b>157</b>	157	134	448	163.26	- 164.08	= -0.82	448 - 492=-44
Shelli Krotz	4760	33	144				0	144.24	- 144.24	= 0.00	
Michelle L. Limbach	13200	75	176	162	187	194	543	176.19	- 176.00	= 0.19	543 - 528=15
Sheri J. Londer	9989	78	128	128	<b>154</b>	132	414	128.43	- 128.06	= 0.37	414 - 384=30
Kathy Maxson	8585	63	136	126	107	117	350	135.38	- 136.27	= -0.89	350 - 408=-58
Lindsay L. McLaughlin	11125	84	132	130	<b>143</b>	129	402	132.49	- 132.44	= 0.05	402 - 396=6
Rebecca L. McPherson	16252	87	186	<b>173</b>	<b>220</b>	<b>211</b>	604	187.29	- 186.80	= 0.48	604 - 558=46
Jacqui Moore	10213	79	129	127	189	104	420	129.67	- 129.28	= 0.39	420 - 387=33
Macy C. Nickel	6797	74	91	a81	a81	a81	243	91.85	- 91.85	= 0.00	
Allen S. Noltersmeier	376	3	125				0	125.33	- 125.33	= 0.00	
Lisa S. Poff	500	3	166				0	166.67	- 166.67	= 0.00	
Wendy L. Pohl	4911	36	136	<b>124</b>	136	<b>173</b>	433	137.03	- 136.42	= 0.61	433 - 408=25
Ashley K. Schroeder	856	7	122				0	122.29	- 122.29	= 0.00	
Amanda B. Smallcomb	3557	27	131	<b>161</b>	<b>185</b>	121	467	134.13	- 131.74	= 2.39	467 - 393=74
Brenda J. Sonnenfeld	4598	45	102				0	102.18	- 102.18	= 0.00	
Cindy Stones	13117	84	156	<b>174</b>	<b>182</b>	<b>171</b>	527	156.83	- 156.15	= 0.67	527 - 468=59

**Applette 2023-24**

<u>Name</u>	<u>-----Old-----</u>		<u>Old</u>					<u>---Average Change---</u>			<u>Weekly Over Avg</u>
	<u>Pins</u>	<u>Games</u>	<u>Avg</u>	<u>-1-</u>	<u>-2-</u>	<u>-3-</u>	<u>Total</u>	<u>New - Old</u>	<u>---&gt; +/-</u>	<u>Series Avg +/-</u>	
Brooke L. Thiessen	7396	69	107	<b>129</b>	<b>101</b>	<b>125</b>	355	107.65 - 107.19 =	0.46	355 - 321=34	
Krista K. Wiester	13499	78	173	158	179	<b>181</b>	518	173.05 - 173.06 =	-0.01	518 - 519=-1	

# Applette 2023-24

## Big Apple Fun Center

\* Bowlers listed must have a minimum of 1 games.

### High Average Listing

	<u>Name</u>	<u>True Average</u>	<u>Pins</u>	<u>Gms</u>	<u>To Raise Avg +1</u>	<u>To Drop Avg -1</u>
1	Dustin W. Graham	241.33	724	3	728	721
2	Rebecca L. McPherson	187.29	16856	90	628	534
3	Arlen L. Jorgensen	183.26	10446	57	594	533
4	David D. Hibberd	182.67	7124	39	562	519
5	Michelle L. Limbach	176.19	13743	78	594	512
6	Krista K. Wiester	173.05	14017	81	599	514
7	Ann M. Graham	170.51	13811	81	553	468
8	Lisa S. Poff	166.67	500	3	502	495
9	Dani Krotz	163.26	8816	54	532	474
10	Cindy Stones	156.83	13644	87	486	395
11	Deb L. Hatcher	153.30	13797	90	525	431
12	Ashley K. Hancock	152.15	4108	27	482	451
13	Shelli Krotz	144.24	4760	33	460	423
14	Beckie S. King	141.31	10457	74	477	399
15	Sheri L. Jorgensen	140.00	9660	69	492	419
16	Wendy L. Pohl	137.03	5344	39	452	409
17	Kira L. Hancock	135.43	12189	90	459	365
18	Kathy Maxson	135.38	8935	66	449	379
19	Amanda B. Smallcomb	134.13	4024	30	431	397
20	Lindsay L. McLaughlin	132.49	11527	87	443	352
21	Jackie Clapp	131.33	788	6	400	390
22	Jacqui Moore	129.67	10633	82	417	331
23	Trish R. Hancock	129.35	10089	78	441	359
24	Peg Hickman	129.23	7366	57	434	373
25	Sheri J. Londer	128.43	10403	81	433	348
26	Angie C. Hauserman	125.86	11327	90	391	297
27	Allen S. Noltersmeier	125.33	376	3	380	373
28	Ashley K. Schroeder	122.29	856	7	374	363
29	Misty M. Hasselquist	121.54	2917	24	377	349
30	Jenna N. Banzhaf	115.42	4155	36	369	329
31	Brooke L. Thiessen	107.65	7751	72	349	273
32	Brenda J. Sonnenfeld	102.18	4598	45	346	297
33	Colleen R. Jorgensen	98.96	5047	51	299	244
34	Dawn M. Chadrick	98.77	3852	39	306	263
35	Olivia R. Burival	96.20	7985	83	357	270
36	Monica R. Eder	93.00	279	3	285	278
37	Macy C. Nickel	91.85	6797	74	287	209
38	Sam B. Foster	81.33	244	3	248	241
39	Erika A. Carrillo	52.28	1673	32	182	146

# Applette 2023-24

## Big Apple Fun Center

\* Bowlers listed must have a minimum of 22 games.

Note: This report includes information through April 18 which is Week 30 of 31

### Most Improved Averages

Name	True Average	Most Improved Avg	+/-	Name	True Average	Most Improved Avg	+/-
Rebecca L. McPherson	187.29	175	+12.29	Colleen R. Jorgensen	98.96	96	+2.96
Michelle L. Limbach	176.19	165	+11.19	Deb L. Hatcher	153.30	151	+2.30
Olivia R. Burival	96.20	88	+8.20	Dawn M. Chadrick	98.77	97	+1.77
Kira L. Hancock	135.43	128	+7.43	Misty M. Hasselquist	121.54	120	+1.54
Kathy Maxson	135.38	128	+7.38	Sheri L. Jorgensen	140.00	139	+1.00
Krista K. Wiester	173.05	166	+7.05	Peg Hickman	129.23	129	+0.23
Macy C. Nickel	91.85	85	+6.85	Ashley K. Hancock	152.15	152	+0.15
Arlen L. Jorgensen	183.26	177	+6.26	Cindy Stones	156.83	157	-0.17
Wendy L. Pohl	137.03	131	+6.03	Beckie S. King	141.31	142	-0.69
Jacqui Moore	129.67	125	+4.67	Amanda B. Smallcomb	134.13	135	-0.87
Brooke L. Thiessen	107.65	103	+4.65	David D. Hibberd	182.67	184	-1.33
Trish R. Hancock	129.35	125	+4.35	Jenna N. Banzhaf	115.42	117	-1.58
Erika A. Carrillo	52.28	48	+4.28	Shellie Krotz	144.24	146	-1.76
Dani Krotz	163.26	159	+4.26	Lindsay L. McLaughlin	132.49	135	-2.51
Brenda J. Sonnenfeld	102.18	98	+4.18	Sheri J. Londer	128.43	132	-3.57
Ann M. Graham	170.51	167	+3.51	Angie C. Hauserman	125.86	130	-4.14



# Applette 2023-24

## Big Apple Fun Center

\* Bowlers listed must have a minimum of 1 games.

### Most Pins Over Average

Name	-----Old-----		Old				---Average Change---				Weekly Over Avg
	Pins	Games	Avg	-1-	-2-	-3-	Total	New - Old	---> +/-	Series Avg +/-	
Beckie S. King	9959	71	140	<b>145</b>	<b>211</b>	<b>142</b>	498	141.31 - 140.27	= 1.04	498 - 420=78	
Amanda B. Smallcomb	3557	27	131	<b>161</b>	<b>185</b>	121	467	134.13 - 131.74	= 2.39	467 - 393=74	
Cindy Stones	13117	84	156	<b>174</b>	<b>182</b>	<b>171</b>	527	156.83 - 156.15	= 0.67	527 - 468=59	
Dawn M. Chadrick	3511	36	97	<b>113</b>	<b>113</b>	<b>115</b>	341	98.77 - 97.53	= 1.24	341 - 291=50	
Rebecca L. McPherson	16252	87	186	<b>173</b>	<b>220</b>	<b>211</b>	604	187.29 - 186.80	= 0.48	604 - 558=46	
Brooke L. Thiessen	7396	69	107	<b>129</b>	<b>101</b>	<b>125</b>	355	107.65 - 107.19	= 0.46	355 - 321=34	
Jacqui Moore	10213	79	129	127	189	104	420	129.67 - 129.28	= 0.39	420 - 387=33	
Sheri J. Londer	9989	78	128	128	<b>154</b>	132	414	128.43 - 128.06	= 0.37	414 - 384=30	
Ashley K. Hancock	3625	24	151	<b>156</b>	<b>136</b>	<b>191</b>	483	152.15 - 151.04	= 1.11	483 - 453=30	
Wendy L. Pohl	4911	36	136	<b>124</b>	136	<b>173</b>	433	137.03 - 136.42	= 0.61	433 - 408=25	
Peg Hickman	6959	54	128	<b>135</b>	<b>143</b>	<b>129</b>	407	129.23 - 128.87	= 0.36	407 - 384=23	
Michelle L. Limbach	13200	75	176	162	187	194	543	176.19 - 176.00	= 0.19	543 - 528=15	
Olivia R. Burival	7684	80	96	80	<b>100</b>	121	301	96.20 - 96.05	= 0.15	301 - 288=13	
Lindsay L. McLaughlin	11125	84	132	130	<b>143</b>	129	402	132.49 - 132.44	= 0.05	402 - 396=6	
Angie C. Hauserman	10946	87	125	<b>143</b>	104	<b>134</b>	381	125.86 - 125.82	= 0.04	381 - 375=6	
Krista K. Wiester	13499	78	173	158	179	<b>181</b>	518	173.05 - 173.06	= -0.01	518 - 519=-1	
Sheri L. Jorgensen	9257	66	140	133	125	<b>145</b>	403	140.00 - 140.26	= -0.26	403 - 420=-17	
David D. Hibberd	6603	36	183	147	<b>192</b>	<b>182</b>	521	182.67 - 183.42	= -0.75	521 - 549=-28	
Deb L. Hatcher	13367	87	153	107	<b>138</b>	185	430	153.30 - 153.64	= -0.34	430 - 459=-29	
Jenna N. Banzhaf	3837	33	116	<b>137</b>	<b>105</b>	76	318	115.42 - 116.27	= -0.86	318 - 348=-30	
Dani Krotz	8368	51	164	<b>157</b>	157	134	448	163.26 - 164.08	= -0.82	448 - 492=-44	
Kira L. Hancock	11829	87	135	121	135	104	360	135.43 - 135.97	= -0.53	360 - 405=-45	
Kathy Maxson	8585	63	136	126	107	117	350	135.38 - 136.27	= -0.89	350 - 408=-58	

# Applette 2023-24

## Big Apple Fun Center

This report is for scores bowled April 18 which is Week 30 of 31

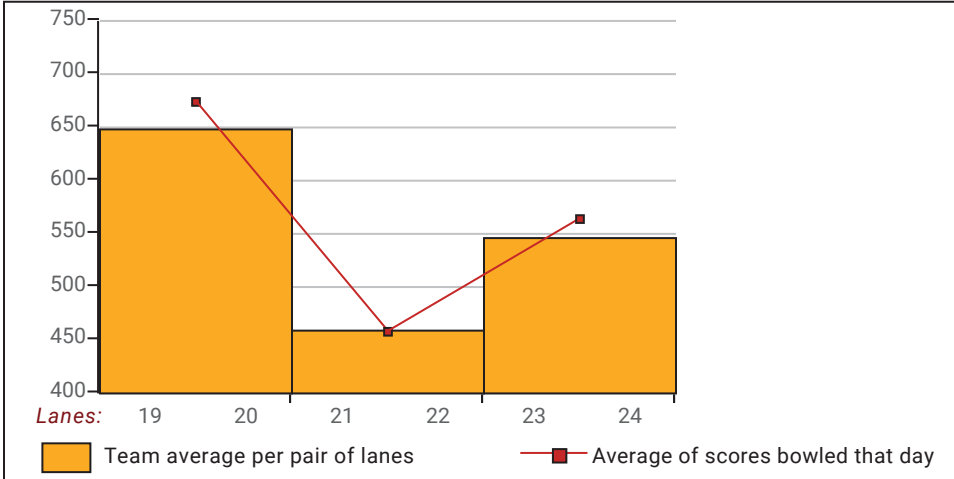
### This Week's Statistics: Lefties vs Righties

Unless designated left handed, bowlers are considered right handed.

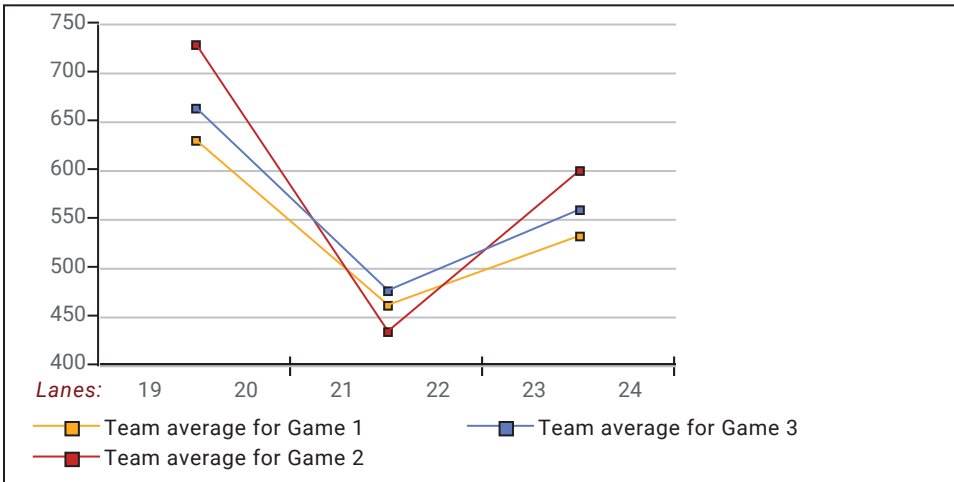
	Over All	Right	Left
How many people bowled	23	23	0
Number of games bowled	69	69	0
Actual average of week's scores	143.83	143.83	0.00
How many games above average	37	37	0
How many games below average	29	29	0
Pins above/below average per game	3.91	3.91	0.00
How many people raised average	15	15	--
by this amount	0.64	0.64	0.00
How many people went down	8	8	--
by this amount	-0.56	-0.56	0.00
League average before bowling	140.29	140.29	0.00
League average after bowling	140.51	140.51	0.00
Change in league average	0.22	0.22	0.00
800s	--	--	--
775s	--	--	--
750s	--	--	--
725s	--	--	--
700s	--	--	--
675s	--	--	--
650s	--	--	--
625s	--	--	--
600s	1	1	--
575s	--	--	--
550s	--	--	--
525s	2	2	--
500s	2	2	--
475s	2	2	--
450s	1	1	--
425s	3	3	--
400s	5	5	--
below 400	7	7	--
300s	--	--	--
275s	--	--	--
250s	--	--	--
225s	--	--	--
200s	3	3	--
175s	11	11	--
150s	11	11	--
125s	26	26	--
100s	16	16	--
below 100	2	2	--

This report is for scores bowled April 18 which is Week 30 of 31

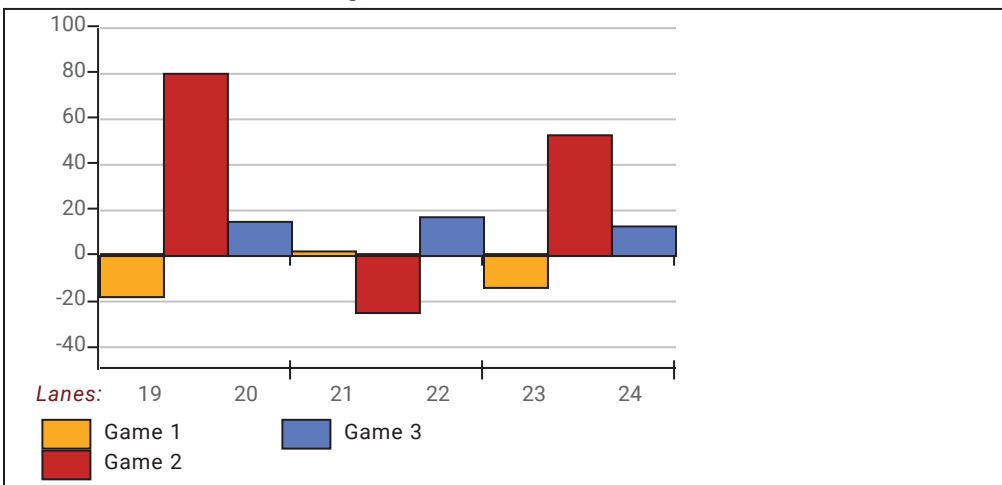
**Team Average vs Avg of Scores**



**Average of Scores for Each Game**

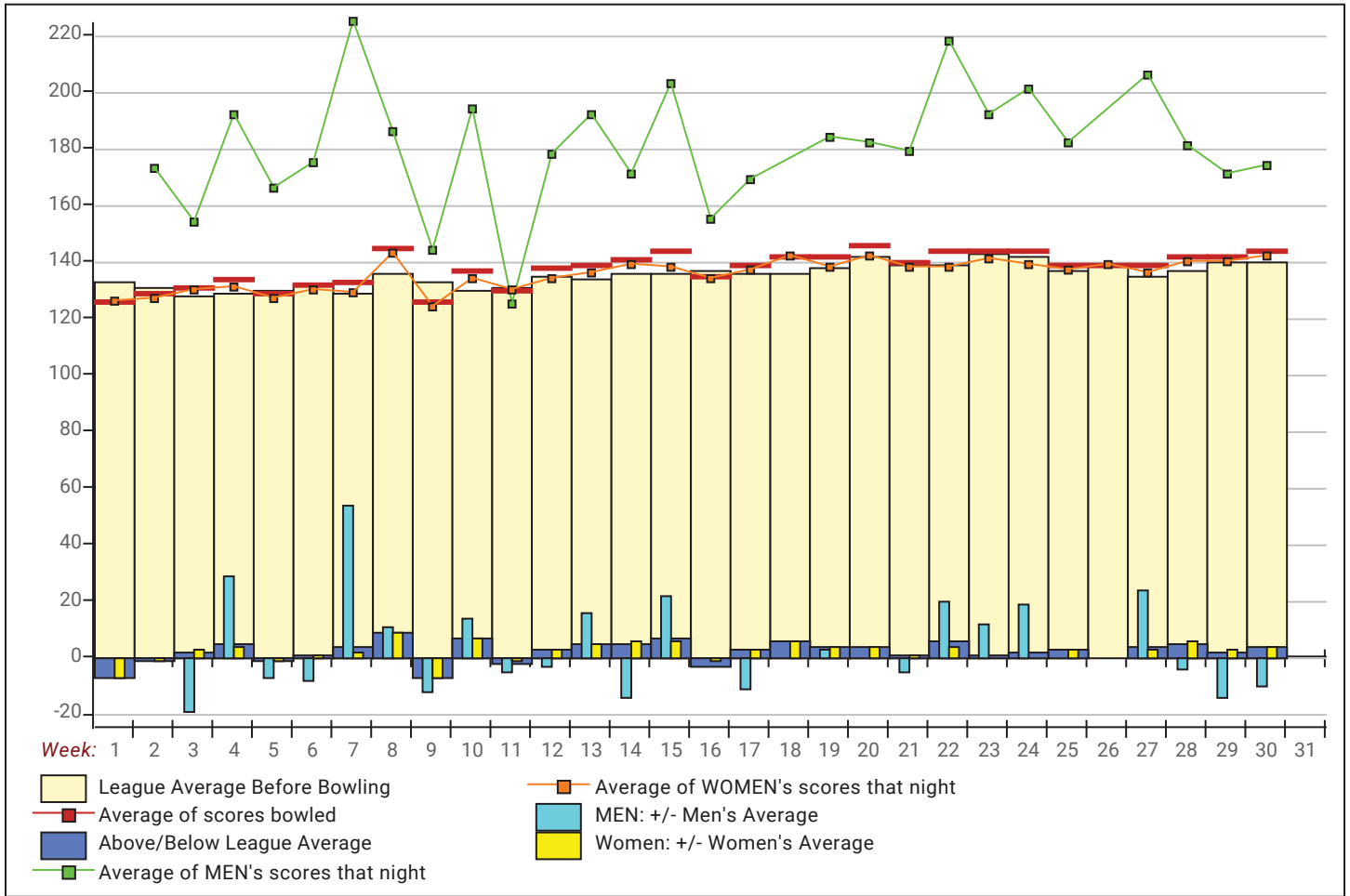


**Amount Over/Under Team Average**



This report is for scores bowled April 18 which is Week 30 of 31

**League Average Week-by-Week**



**League Average Statistics for Last Week**

	League	Right Hand	Left Hand	Men (Lft+Rt)	Women (Lft+Rt)
League Average Before Bowling	140.29	140.29		183.42	138.33
Average of scores bowled that night	143.83	143.83		173.67	142.47
New League Average After Bowling	140.51	140.51		182.67	138.59
Change in League Average	.22	.22		-.75	.27
People Who Bowled Over Average	15	15			15
People Who Bowled Under Average	8	8		1	7
Average Amount of Series Over Avg	34.80	34.80			34.80
Average Amount of Series Under Avg	-31.50	-31.50		-28.00	-32.00
Difference Avg, NiteAvg	3.91	3.91		-9.33	4.52
Number of Bowlers	23	23		1	22
Number of Games Bowled	69	69		3	66
People Who Raised Their Average	15	15			15
Raised By an Average of This Amount	.64	.64			.64
People Who Lowered Their Average	8	8		1	7
Lowered By an Average of This Amou	-.56	-.56		-.75	-.53
Number of Games Bowled Over Avera	37	37		1	36
Number of Games Bowled Under Avera	29	29		2	27

Note: Averages are based only on people who bowled.

# Press Release -- 4/20/2024

4/18/2024 Week 30 of 31

## Applette 2023-24

Thursday 6:30 pm

Big Apple Fun Center

Lanes 19 - 24

### Team Standings

Place	Team Name	Avg p/gm	Points Won	Points Lost	Year-To-Date WON	Y-T-D LOST
1	Joe's Honky Tonk	589	74½	60½	144½	125½
2	Living on a Spare	690	73½	61½	157	113
3	Streamline Painting	529	73	62	148	122
4	Riches Rollin Smoke BBQ	543	64	71	144½	125½
5	Cost Gutterz	379	63	72	117	153
6	Sequel Bowling Bookworms	535	57	78	99	171

\*\*\* Although not shown, standings are determined by points only for the current split

### Last Week's Top Scores

	Scratch Game	Scratch Series	Handicap Game	Handicap Series
<b>Men</b>	192 David Hibberd	521 David Hibberd	219 David Hibberd	602 David Hibberd
<b>Women</b>	220 Rebecca McPherson	604 Rebecca McPherson	281 Beckie King	708 Beckie King
	211 Beckie King	543 Michelle Limbach	270 Jacqui Moore	704 Amanda Smallcomb
	194 Michelle Limbach	527 Cindy Stones	264 Amanda Smallcomb	689 Cindy Stones
	191 Ashley Hancock	518 Krista Wiester	250 Ashley Hancock	680 Dawn Chadrick
	189 Jacqui Moore	498 Beckie King	247 Wendy Pohl	676 Rebecca McPherson
	185 Amanda Smallcomb	483 Ashley Hancock	244 Rebecca McPherson	664 Brooke Thiessen
	185 Deb Hatcher	467 Amanda Smallcomb	242 Deb Hatcher	663 Jacqui Moore
	182 Cindy Stones	448 Dani Krotz	236 Cindy Stones	660 Sheri Londer
	181 Krista Wiester	433 Wendy Pohl	236 Sheri Londer	660 Ashley Hancock
	173 Wendy Pohl	430 Deb Hatcher	235 Olivia Burival	655 Wendy Pohl

### Local and Bowling Center Awards

Name	USBC ID Number	Award Average	Award Games	G1	G2	G3	Series	Award Score	Award Received
Beckie S. King	4132-64 USBC	140	71	145	211	142	498	211	200 Game (Local Assoc. Awards)
Jacqui Moore	4132-1466 USBC	129	79	127	189	104	420	189	175 Game (Local Assoc. Awards)
Amanda B. Smallcomb	4132-866 USBC	131	27	161	185	121	467	185	175 Game (Local Assoc. Awards)

# Applette 2023-24

Thursday 6:30 pm

## Big Apple Fun Center

Lanes 21 - 22

President: Michelle Limbach (308)627-5811

Vice President: Krista Wiester (402)677-7680

Secretary/Treasurer: Rebecca McPherson (402)984-0342

### League Championship

Place	Lane	#	Team Name	Points Won	Points Lost	%Won	Pins + HDCP	Scratch Pins	Avg p/gm	High Game	High Sers	HDCP Game	HDCP Sers
1	21	5	Living on a Spare	6	3	66.7	79320	64383	692	875	2448	981	2766
2	22	3	Joe's Honky Tonk	3	6	33.3	78843	54873	590	702	2019	952	2674

### Review of Last Week's Bowling.....

Lanes	Team Name	HDCP -1-	HDCP -2-	HDCP -3-	HDCP Total	Last Wk WON	Team Name	HDCP -1-	HDCP -2-	HDCP -3-	HDCP Total	Last Wk WON
21-22	Living on a Spare	837	885	903	2625	6	<---> Joe's Honky Tonk	798	829	904	2531	3

### Last Week's Top Scores

Team Scratch Game			Team Scratch Series			Team Handicap Game			Team Handicap Series		
761	Living on a Spare		2199	Living on a Spare		904	Joe's Honky Tonk		2625	Living on a Spare	
665	Joe's Honky Tonk		1814	Joe's Honky Tonk		903	Living on a Spare		2531	Joe's Honky Tonk	
Scratch Game			Scratch Series			Handicap Game			Handicap Series		
<b>Men</b>	233	David Hibberd	647	David Hibberd	261	David Hibberd	731	David Hibberd			
<b>Women</b>	236	Rebecca McPherson	626	Rebecca McPherson	259	Rebecca McPherson	695	Rebecca McPherson			
	204	Michelle Limbach	529	Michelle Limbach	238	Michelle Limbach	646	Sheri Londer			
	180	Dani Krotz	493	Krista Wiester	230	Sheri Londer	631	Michelle Limbach			
	179	Krista Wiester	487	Dani Krotz	227	Dani Krotz	628	Dani Krotz			
	159	Cindy Stones	433	Cindy Stones	225	Amanda Smallcomb	626	Amanda Smallcomb			
	149	Amanda Smallcomb	400	Sheri Londer	216	Krista Wiester	604	Krista Wiester			
	148	Sheri Londer	398	Amanda Smallcomb	213	Cindy Stones	595	Cindy Stones			

### Season High Scores

Team Scratch Game			Team Scratch Series			Team Handicap Game			Team Handicap Series		
875	Living on a Spare		2448	Living on a Spare		981	Living on a Spare		2766	Living on a Spare	
702	Joe's Honky Tonk		2019	Joe's Honky Tonk		956	Sequel Bowling Bookworm		2759	Riches Rollin Smok	
668	Streamline Painting		1871	Streamline Painting		955	Streamline Painting		2710	Streamline Paintin	
651	Sequel Bowling Bookworm		1809	Sequel Bowling Bookworm		952	Joe's Honky Tonk		2701	Cost Gutterz	
632	Riches Rollin Smoke BBQ		1807	Riches Rollin Smoke BBQ		947	Cost Gutterz		2697	Sequel Bowling Bo	
492	Cost Gutterz		1357	Cost Gutterz		947	Riches Rollin Smoke BBQ		2674	Joe's Honky Tonk	
Scratch Game			Scratch Series			Handicap Game			Handicap Series		
<b>Women</b>	256	Rebecca McPherson	657	Rebecca McPherson	307	Kira Hancock	779	Kira Hancock			
	228	Ann Graham	638	Ann Graham	286	Angie Hauserman	761	Ann Graham			
	228	Kira Hancock	596	Michelle Limbach	284	Rebecca McPherson	751	Deb Hatcher			
	226	Michelle Limbach	594	Krista Wiester	281	Beckie King	741	Rebecca McPherson			
	225	Krista Wiester	562	Deb Hatcher	280	Brooke Thiessen	738	Sheri Jorgensen			
	211	Cindy Stones	551	Cindy Stones	274	Trish Hancock	734	Lindsay McLaughlin			
	211	Beckie King	526	Kira Hancock	272	Krista Wiester	720	Sheri Londer			
	210	Deb Hatcher	510	Sheri Jorgensen	270	Jacqui Moore	714	Jacqui Moore			
	203	Angie Hauserman	498	Beckie King	270	Sheri Londer	713	Cindy Stones			
	189	Jacqui Moore	494	Lindsay McLaughlin	269	Ann Graham	713	Trish Hancock			

### Team Rosters

#### 1 - Streamline Painting

Name	Avg	HDCP	Pins	Gms	Points Won	High Game	High Sers	HDCP Game	HDCP Sers	Most Improved Avg +/-	To Raise Avg +1	To Drop Avg -1	Weekly Over Avg Series Avg +/-
Monica R. Eder	93	117	279	3	107	279	224	630	97	+1.77	285	278	
Dawn M. Chadrick	98	112	3852	39	7.0	134	341	247	680	+2.96	306	263	
Colleen R. Jorgensen	98	112	5047	51	9.5	144	357	258	711	+7.38	299	244	
Kathy Maxson	135	75	8935	66	13.0	178	475	262	710	+6.03	449	379	
Wendy L. Pohl	137	73	5344	39	9.5	190	454	269	691	+1.00	452	409	
Sheri L. Jorgensen	140	70	9660	69	16.0	188	510	264	738		492	419	

2 - Cost Gutterz

Name	Avg	HDCP	Pins	Gms	Points	High	High	HDCP	HDCP	Most Improved		To Raise	To Drop	Weekly Over Avg
					Won	Game	Sers	Game	Sers	Avg	+/-	Avg +1	Avg -1	Series Avg +/-
Erika A. Carrillo	52	158	1673	32	5.5	98	196	263	703	48	+4.28	182	146	
Macy C. Nickel	91	119	6797	74	12.5	125	333	246	696	85	+6.85	287	209	
Olivia R. Burival	96	114	7985	83	19.0	139	344	256	689	88	+8.20	357	270	
Brooke L. Thiessen	107	103	7751	72	14.0	174	366	280	696	103	+4.65	349	273	
Jenna N. Banzhaf	115	95	4155	36	9.0	155	385	248	689	117	-1.58	369	329	
Ashley K. Schroeder	122	88	856	7	1.0	193	327	295	630			374	363	

3 - Joe's Honky Tonk

Name	Avg	HDCP	Pins	Gms	Points	High	High	HDCP	HDCP	Most Improved		To Raise	To Drop	Weekly Over Avg
					Won	Game	Sers	Game	Sers	Avg	+/-	Avg +1	Avg -1	Series Avg +/-
Brenda J. Sonnenfeld	102	108	4598	45	8.0	145	366	257	696	98	+4.18	346	297	
Sheri J. Londer	128	82	10803	84	15.0	186	468	270	720	132	-3.39	420	332	400 - 384=16
Amanda B. Smallcomb	134	76	4422	33	5.5	185	467	264	704	135	-1.00	438	401	398 - 402=-4
Shelli Krotz	144	66	4760	33	9.0	206	473	273	673	146	-1.76	460	423	
Dani Krotz	163	47	9303	57	16.5	211	551	264	702	159	+4.21	537	476	487 - 489=-2
Michelle L. Limbach	176	34	14272	81	28.5	226	596	261	709	165	+11.20	596	511	529 - 528=1

4 - Sequel Bowling Bookworms

Name	Avg	HDCP	Pins	Gms	Points	High	High	HDCP	HDCP	Most Improved		To Raise	To Drop	Weekly Over Avg
					Won	Game	Sers	Game	Sers	Avg	+/-	Avg +1	Avg -1	Series Avg +/-
Angie C. Hauserman	125	85	11327	90	15.5	203	443	286	695	130	-4.14	391	297	
Peg Hickman	129	81	7366	57	12.5	183	458	263	706	129	+0.23	434	373	
Jacqui Moore	129	81	10633	82	10.0	189	459	270	714	125	+4.67	417	331	
Deb L. Hatcher	153	57	13797	90	20.0	210	562	268	751	151	+2.30	525	431	

5 - Living on a Spare

Name	Avg	HDCP	Pins	Gms	Points	High	High	HDCP	HDCP	Most Improved		To Raise	To Drop	Weekly Over Avg
					Won	Game	Sers	Game	Sers	Avg	+/-	Avg +1	Avg -1	Series Avg +/-
Cindy Stones	156	54	14077	90	13.5	211	551	264	713	157	-0.59	524	430	433 - 468=-35
Lisa S. Poff	166	44	500	3		208	500	252	632			502	495	
Ann M. Graham	170	40	13811	81	17.0	228	638	269	761	167	+3.51	553	468	
Krista K. Wiester	172	38	14510	84	16.5	225	594	272	708	166	+6.74	541	453	493 - 519=-26
David D. Hibberd	185	25	7771	42	7.0	233	647	261	731	184	+1.02	599	553	647 - 546=101
Rebecca L. McPherson	187	23	17482	93	37.5	256	657	284	741	175	+12.98	566	469	626 - 561=65

6 - Riches Rollin Smoke BBQ

Name	Avg	HDCP	Pins	Gms	Points	High	High	HDCP	HDCP	Most Improved		To Raise	To Drop	Weekly Over Avg
					Won	Game	Sers	Game	Sers	Avg	+/-	Avg +1	Avg -1	Series Avg +/-
Allen S. Noltersmeier	125	85	376	3	1.0	158	376	243	631			380	373	
Trish R. Hancock	129	81	10089	78	15.5	187	458	274	713	125	+4.35	441	359	
Lindsay L. McLaughlin	132	78	11527	87	17.0	176	494	256	734	135	-2.51	443	352	
Kira L. Hancock	135	75	12189	90	21.5	228	526	307	779	128	+7.43	459	365	
Beckie S. King	141	69	10457	74	17.5	211	498	281	708	142	-0.69	477	399	

Temporary Substitutes

 Men

Name	Avg	HDCP	Pins	Gms	Points	High	High	HDCP	HDCP	Most Improved		To Raise	To Drop	Weekly Over Avg
					Won	Game	Sers	Game	Sers	Avg	+/-	Avg +1	Avg -1	Series Avg +/-
Sam B. Foster	81	129	244	3		103	244	232	631			248	241	
Dustin W. Graham	241	0	724	3	2.0	268	724	268	724			728	721	
David D. Hibberd	185	25	7771	42	7.0	233	647	261	731	184	+1.02	599	553	647 - 546=101
Arlen L. Jorgensen	183	27	10446	57	23.0	257	675	296	792	177	+6.26	594	533	

 Women

Name	Avg	HDCP	Pins	Gms	Points	High	High	HDCP	HDCP	Most Improved		To Raise	To Drop	Weekly Over Avg
					Won	Game	Sers	Game	Sers	Avg	+/-	Avg +1	Avg -1	Series Avg +/-
Jackie Clapp	131	79	788	6	1.0	153	405	236	654			400	390	
Ashley K. Hancock	152	58	4108	27	5.5	199	499	269	709	152	+0.15	482	451	
Misty M. Hasselquist	121	89	2917	24	3.0	164	431	265	734	120	+1.54	377	349	

**Individual High Averages**

<b>Men</b>	<b>Women</b>		
		187.98	Rebecca McPherson
		176.20	Michelle Limbach
		172.74	Krista Wiester
		170.51	Ann Graham
		156.41	Cindy Stones
		153.30	Deb Hatcher
		141.31	Beckie King
		140.00	Sheri Jorgensen
		135.43	Kira Hancock
		135.38	Kathy Maxson

**Most Improved Average**

175 to 187.98 = +12.98	Rebecca McPhers	165 to 176.20 = +11.20	Michelle Limbach	88 to 96.20 = +8.20	Olivia Burival
128 to 135.43 = +7.43	Kira Hancock	128 to 135.38 = +7.38	Kathy Maxson	85 to 91.85 = +6.85	Macy Nickel

**Most Un-Improved Averages**

130 to 125.86 = -4.14	Angie Hauserma	132 to 128.61 = -3.39	Sheri Londer	135 to 132.49 = -2.51	Lindsay McLaugh
146 to 144.24 = -1.76	Shelli Krotz	117 to 115.42 = -1.58	Jenna Banzhaf	135 to 134.00 = -1.00	Amanda Smallco



# Applette 2023-24

## Big Apple Fun Center

### Reprint of Scores -- League Championship

#### Lane 21 5 - Living on a Spare 4/25/2024

Name	Old	Old	HDCP				
	Avg	HDCP	-1-	-2-	-3-	Total	Total
Cindy Stones	156	54	157	117	159	433	595
Krista K. Wiester	173	37	179	157	157	493	604
David D. Hibberd	182	28	183	233	231	647	731
Rebecca L. McPherson	187	23	176	236	214	626	695
			====	====	====	====	====
Scratch Total			695	743	761	2199	2199
Handicap			142	142	142		426
Total			837	885	903	2199	2625
Team Points Won			1.0	1.0	0.0	3.0	3.0
Match Points Won			0.0	0.0	0.0	3.0	3.0
Total Points Won			1.0	1.0	0.0	6.0	6.0

#### Lane 22 3 - Joe's Honky Tonk 4/25/2024

Name	Old	Old	HDCP				
	Avg	HDCP	-1-	-2-	-3-	Total	Total
Sheri J. Londer	128	82	119	133	148	400	646
Amanda B. Smallcomb	134	76	149	116	133	398	626
Dani Krotz	163	47	135	172	180	487	628
Michelle L. Limbach	176	34	156	169	204	529	631
			====	====	====	====	====
Scratch Total			559	590	665	1814	1814
Handicap			239	239	239		717
Total			798	829	904	1814	2531
Team Points Won			0.0	0.0	1.0	1.0	1.0
Match Points Won			0.0	0.0	0.0	2.0	2.0
Total Points Won			0.0	0.0	1.0	3.0	3.0

# Applette 2023-24

## Big Apple Fun Center

### Match Points Won (This Week) -- League Championship

Lane 21 5 - Living on a Spare 4/25/2024						
Name	Last Wk Won	Last Wk Lost	HDCP -1-	HDCP -2-	HDCP -3-	HDCP Total
Cindy Stones		1.0	211	171	213	595
Krista K. Wiester		1.0	216	194	194	604
David D. Hibberd	1.0		211	261	259	731
Rebecca L. McPherson	2.0		199	259	237	695
			=====	=====	=====	=====
Scratch Total			695	743	761	2199
Handicap			142	142	142	426
Total			837	885	903	2625
Team Points Won			1.0	1.0	0.0	3.0
Match Points Won			0.0	0.0	0.0	3.0
Total Points Won			1.0	1.0	0.0	6.0

Lane 22 3 - Joe's Honky Tonk 4/25/2024						
Name	Last Wk Won	Last Wk Lost	HDCP -1-	HDCP -2-	HDCP -3-	HDCP Total
Sheri J. Londer	1.0		201	215	230	646
Amanda B. Smallcomb	1.0		225	192	209	626
Dani Krotz		1.0	182	219	227	628
Michelle L. Limbach		1.0	190	203	238	631
			=====	=====	=====	=====
Scratch Total			559	590	665	1814
Handicap			239	239	239	717
Total			798	829	904	2531
Team Points Won			0.0	0.0	1.0	1.0
Match Points Won			0.0	0.0	0.0	2.0
Total Points Won			0.0	0.0	1.0	3.0

# Applette 2023-24

## Big Apple Fun Center

### Match Points Won (Total for Year)

Name	Points		%Won	Avg	Gms	Name	Points		%Won	Avg	Gms
	Won	Lost					Won	Lost			
Rebecca L. McPherson	37.5	9.5	79.79%	187	93	Jacqui Moore	10.0	19.0	34.48%	129	82
Michelle L. Limbach	28.5	10.0	74.03%	176	81	Wendy L. Pohl	9.5	5.0	65.52%	137	39
Arlen L. Jorgensen	23.0	9.5	70.77%	183	57	Colleen R. Jorgensen	9.5	7.5	55.88%	98	51
Kira L. Hancock	21.5	10.5	67.19%	135	90	Shelli Krotz	9.0	5.0	64.29%	144	33
Deb L. Hatcher	20.0	18.0	52.63%	153	90	Jenna N. Banzhaf	9.0	5.0	64.29%	115	36
Olivia R. Burival	19.0	9.0	67.86%	96	83	Brenda J. Sonnenfeld	8.0	7.0	53.33%	102	45
Beckie S. King	17.5	11.5	60.34%	141	74	David D. Hibberd	7.0	10.0	41.18%	185	42
Ann M. Graham	17.0	16.5	50.75%	170	81	Dawn M. Chadrick	7.0	9.0	43.75%	98	39
Lindsay L. McLaughlin	17.0	14.5	53.97%	132	87	Erika A. Carrillo	5.5	6.5	45.83%	52	32
Dani Krotz	16.5	7.0	70.21%	163	57	Amanda B. Smallcomb	5.5	6.5	45.83%	134	33
Krista K. Wiester	16.5	17.5	48.53%	172	84	Ashley K. Hancock	5.5	4.5	55.00%	152	27
Sheri L. Jorgensen	16.0	9.0	64.00%	140	69	Misty M. Hasselquist	3.0	5.0	37.50%	121	24
Trish R. Hancock	15.5	10.5	59.62%	129	78	Dustin W. Graham	2.0		100.00%	241	3
Angie C. Hauserman	15.5	16.5	48.44%	125	90	Ashley K. Schroeder	1.0	2.0	33.33%	122	7
Sheri J. Londer	15.0	13.0	53.57%	128	84	Allen S. Noltersmeier	1.0		100.00%	125	3
Brooke L. Thiessen	14.0	13.0	51.85%	107	72	Jackie Clapp	1.0	1.0	50.00%	131	6
Cindy Stones	13.5	18.5	42.19%	156	90	Lisa S. Poff		1.0	0.00%	166	3
Kathy Maxson	13.0	11.0	54.17%	135	66	Monica R. Eder		1.0	0.00%	93	3
Macy C. Nickel	12.5	15.5	44.64%	91	74	Sam B. Foster		1.0	0.00%	81	3
Peg Hickman	12.5	16.5	43.10%	129	57						

# Applette 2023-24

## Big Apple Fun Center

\* Bowlers listed must have a minimum of 1 games.

### Change in Average

Name	-----Old-----		Old Avg					---Average Change---			Weekly Over Avg Series Avg +/-
	Pins	Games		-1-	-2-	-3-	Total	New	Old	---> +/-	
Jenna N. Banzhaf	4155	36	115				0	115.42	- 115.42	= 0.00	
Olivia R. Burival	7985	83	96				0	96.20	- 96.20	= 0.00	
Erika A. Carrillo	1673	32	52				0	52.28	- 52.28	= 0.00	
Dawn M. Chadrick	3852	39	98				0	98.77	- 98.77	= 0.00	
Jackie Clapp	788	6	131				0	131.33	- 131.33	= 0.00	
Monica R. Eder	279	3	93				0	93.00	- 93.00	= 0.00	
Sam B. Foster	244	3	81				0	81.33	- 81.33	= 0.00	
Ann M. Graham	13811	81	170				0	170.51	- 170.51	= 0.00	
Dustin W. Graham	724	3	241				0	241.33	- 241.33	= 0.00	
Ashley K. Hancock	4108	27	152				0	152.15	- 152.15	= 0.00	
Kira L. Hancock	12189	90	135				0	135.43	- 135.43	= 0.00	
Trish R. Hancock	10089	78	129				0	129.35	- 129.35	= 0.00	
Misty M. Hasselquist	2917	24	121				0	121.54	- 121.54	= 0.00	
Deb L. Hatcher	13797	90	153				0	153.30	- 153.30	= 0.00	
Angie C. Hauserman	11327	90	125				0	125.86	- 125.86	= 0.00	
David D. Hibberd	7124	39	182	<b>183</b>	<b>233</b>	<b>231</b>	647	185.02	- 182.67	= 2.36	647 - 546=101
Peg Hickman	7366	57	129				0	129.23	- 129.23	= 0.00	
Arlen L. Jorgensen	10446	57	183				0	183.26	- 183.26	= 0.00	
Colleen R. Jorgensen	5047	51	98				0	98.96	- 98.96	= 0.00	
Sheri L. Jorgensen	9660	69	140				0	140.00	- 140.00	= 0.00	
Beckie S. King	10457	74	141				0	141.31	- 141.31	= 0.00	
Dani Krotz	8816	54	163	135	172	180	487	163.21	- 163.26	= -0.05	487 - 489=-2
Shelli Krotz	4760	33	144				0	144.24	- 144.24	= 0.00	
Michelle L. Limbach	13743	78	176	156	169	<b>204</b>	529	176.20	- 176.19	= 0.01	529 - 528=1
Sheri J. Londer	10403	81	128	119	<b>133</b>	<b>148</b>	400	128.61	- 128.43	= 0.18	400 - 384=16
Kathy Maxson	8935	66	135				0	135.38	- 135.38	= 0.00	
Lindsay L. McLaughlin	11527	87	132				0	132.49	- 132.49	= 0.00	
Rebecca L. McPherson	16856	90	187	<b>176</b>	<b>236</b>	214	626	187.98	- 187.29	= 0.69	626 - 561=65
Jacqui Moore	10633	82	129				0	129.67	- 129.67	= 0.00	
Macy C. Nickel	6797	74	91				0	91.85	- 91.85	= 0.00	
Allen S. Noltersmeier	376	3	125				0	125.33	- 125.33	= 0.00	
Lisa S. Poff	500	3	166				0	166.67	- 166.67	= 0.00	
Wendy L. Pohl	5344	39	137				0	137.03	- 137.03	= 0.00	
Ashley K. Schroeder	856	7	122				0	122.29	- 122.29	= 0.00	
Amanda B. Smallcomb	4024	30	134	<b>149</b>	116	<b>133</b>	398	134.00	- 134.13	= -0.13	398 - 402=-4
Brenda J. Sonnenfeld	4598	45	102				0	102.18	- 102.18	= 0.00	
Cindy Stones	13644	87	156	<b>157</b>	117	159	433	156.41	- 156.83	= -0.42	433 - 468=-35

Applette 2023-24

Name	-----Old-----		Old					---Average Change---			Weekly Over Avg
	Pins	Games	Avg	-1-	-2-	-3-	Total	New - Old	---> +/-	Series Avg +/-	
Brooke L. Thiessen	7751	72	107				0	107.65 - 107.65	= 0.00		
Krista K. Wiester	14017	81	173	179	<b>157</b>	157	493	172.74 - 173.05	= -0.31	493 - 519=-26	

# Applette 2023-24

## Big Apple Fun Center

\* Bowlers listed must have a minimum of 1 games.

### High Average Listing

	<u>Name</u>	<u>True Average</u>	<u>Pins</u>	<u>Gms</u>	<u>To Raise Avg +1</u>	<u>To Drop Avg -1</u>
1	Dustin W. Graham	241.33	724	3	728	721
2	Rebecca L. McPherson	187.98	17482	93	566	469
3	David D. Hibberd	185.02	7771	42	599	553
4	Arlen L. Jorgensen	183.26	10446	57	594	533
5	Michelle L. Limbach	176.20	14272	81	596	511
6	Krista K. Wiester	172.74	14510	84	541	453
7	Ann M. Graham	170.51	13811	81	553	468
8	Lisa S. Poff	166.67	500	3	502	495
9	Dani Krotz	163.21	9303	57	537	476
10	Cindy Stones	156.41	14077	90	524	430
11	Deb L. Hatcher	153.30	13797	90	525	431
12	Ashley K. Hancock	152.15	4108	27	482	451
13	Shelli Krotz	144.24	4760	33	460	423
14	Beckie S. King	141.31	10457	74	477	399
15	Sheri L. Jorgensen	140.00	9660	69	492	419
16	Wendy L. Pohl	137.03	5344	39	452	409
17	Kira L. Hancock	135.43	12189	90	459	365
18	Kathy Maxson	135.38	8935	66	449	379
19	Amanda B. Smallcomb	134.00	4422	33	438	401
20	Lindsay L. McLaughlin	132.49	11527	87	443	352
21	Jackie Clapp	131.33	788	6	400	390
22	Jacqui Moore	129.67	10633	82	417	331
23	Trish R. Hancock	129.35	10089	78	441	359
24	Peg Hickman	129.23	7366	57	434	373
25	Sheri J. Londer	128.61	10803	84	420	332
26	Angie C. Hauserman	125.86	11327	90	391	297
27	Allen S. Noltersmeier	125.33	376	3	380	373
28	Ashley K. Schroeder	122.29	856	7	374	363
29	Misty M. Hasselquist	121.54	2917	24	377	349
30	Jenna N. Banzhaf	115.42	4155	36	369	329
31	Brooke L. Thiessen	107.65	7751	72	349	273
32	Brenda J. Sonnenfeld	102.18	4598	45	346	297
33	Colleen R. Jorgensen	98.96	5047	51	299	244
34	Dawn M. Chadrick	98.77	3852	39	306	263
35	Olivia R. Burival	96.20	7985	83	357	270
36	Monica R. Eder	93.00	279	3	285	278
37	Macy C. Nickel	91.85	6797	74	287	209
38	Sam B. Foster	81.33	244	3	248	241
39	Erika A. Carrillo	52.28	1673	32	182	146

# Applette 2023-24

## Big Apple Fun Center

\* Bowlers listed must have a minimum of 22 games.

Note: This report includes information through April 25

### Most Improved Averages

Name	True Average	Most Improved Avg	+/-	Name	True Average	Most Improved Avg	+/-
Rebecca L. McPherson	187.98	175	+12.98	Colleen R. Jorgensen	98.96	96	+2.96
Michelle L. Limbach	176.20	165	+11.20	Deb L. Hatcher	153.30	151	+2.30
Olivia R. Burival	96.20	88	+8.20	Dawn M. Chadrick	98.77	97	+1.77
Kira L. Hancock	135.43	128	+7.43	Misty M. Hasselquist	121.54	120	+1.54
Kathy Maxson	135.38	128	+7.38	David D. Hibberd	185.02	184	+1.02
Macy C. Nickel	91.85	85	+6.85	Sheri L. Jorgensen	140.00	139	+1.00
Krista K. Wiester	172.74	166	+6.74	Peg Hickman	129.23	129	+0.23
Arlen L. Jorgensen	183.26	177	+6.26	Ashley K. Hancock	152.15	152	+0.15
Wendy L. Pohl	137.03	131	+6.03	Cindy Stones	156.41	157	-0.59
Jacqui Moore	129.67	125	+4.67	Beckie S. King	141.31	142	-0.69
Brooke L. Thiessen	107.65	103	+4.65	Amanda B. Smallcomb	134.00	135	-1.00
Trish R. Hancock	129.35	125	+4.35	Jenna N. Banzhaf	115.42	117	-1.58
Erika A. Carrillo	52.28	48	+4.28	Shellie Krotz	144.24	146	-1.76
Dani Krotz	163.21	159	+4.21	Lindsay L. McLaughlin	132.49	135	-2.51
Brenda J. Sonnenfeld	102.18	98	+4.18	Sheri J. Londer	128.61	132	-3.39
Ann M. Graham	170.51	167	+3.51	Angie C. Hauserman	125.86	130	-4.14

# Applette 2023-24

## Big Apple Fun Center

\* Bowlers listed must have a minimum of 1 games.

### Most Pins Over Average

Name	-----Old-----		Old				---Average Change---			Weekly Over Avg
	Pins	Games	Avg	-1-	-2-	-3-	Total	New - Old	---> +/-	Series Avg +/-
David D. Hibberd	7124	39	182	<b>183</b>	<b>233</b>	<b>231</b>	647	185.02 - 182.67	= 2.36	647 - 546=101
Rebecca L. McPherson	16856	90	187	<b>176</b>	<b>236</b>	214	626	187.98 - 187.29	= 0.69	626 - 561=65
Sheri J. Londer	10403	81	128	119	<b>133</b>	<b>148</b>	400	128.61 - 128.43	= 0.18	400 - 384=16
Michelle L. Limbach	13743	78	176	156	169	<b>204</b>	529	176.20 - 176.19	= 0.01	529 - 528=1
Dani Krotz	8816	54	163	135	172	180	487	163.21 - 163.26	= -0.05	487 - 489=-2
Amanda B. Smallcomb	4024	30	134	<b>149</b>	116	<b>133</b>	398	134.00 - 134.13	= -0.13	398 - 402=-4
Krista K. Wiester	14017	81	173	179	<b>157</b>	157	493	172.74 - 173.05	= -0.31	493 - 519=-26
Cindy Stones	13644	87	156	<b>157</b>	117	159	433	156.41 - 156.83	= -0.42	433 - 468=-35



# Applette 2023-24

## Big Apple Fun Center

This report is for scores bowled April 25

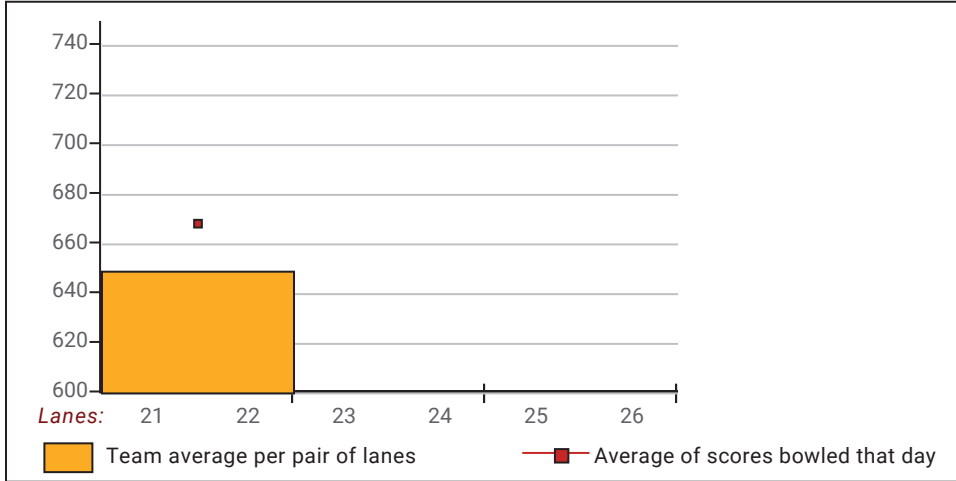
### This Week's Statistics: Lefties vs Righties

Unless designated left handed, bowlers are considered right handed.

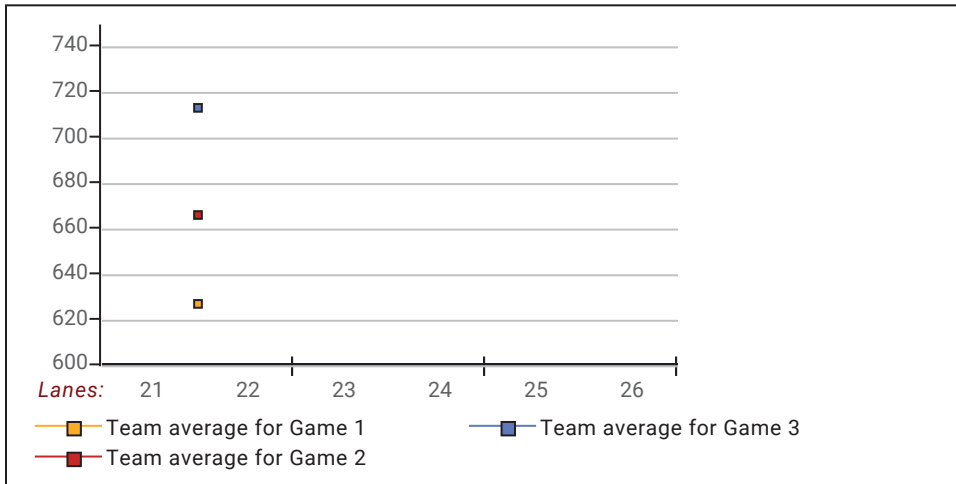
	Over All	Right	Left
How many people bowled	8	8	0
Number of games bowled	24	24	0
Actual average of week's scores	167.21	167.21	0.00
How many games above average	14	14	0
How many games below average	10	10	0
Pins above/below average per game	4.83	4.83	0.00
How many people raised average	4	4	--
by this amount	0.81	0.81	0.00
How many people went down	4	4	--
by this amount	-0.23	-0.23	0.00
League average before bowling	162.73	162.73	0.00
League average after bowling	163.02	163.02	0.00
Change in league average	0.29	0.29	0.00
800s	--	--	--
775s	--	--	--
750s	--	--	--
725s	--	--	--
700s	--	--	--
675s	--	--	--
650s	--	--	--
625s	2	2	--
600s	--	--	--
575s	--	--	--
550s	--	--	--
525s	1	1	--
500s	--	--	--
475s	2	2	--
450s	--	--	--
425s	1	1	--
400s	1	1	--
below 400	1	1	--
300s	--	--	--
275s	--	--	--
250s	--	--	--
225s	3	3	--
200s	2	2	--
175s	4	4	--
150s	7	7	--
125s	5	5	--
100s	3	3	--
below 100	--	--	--

This report is for scores bowled April 25

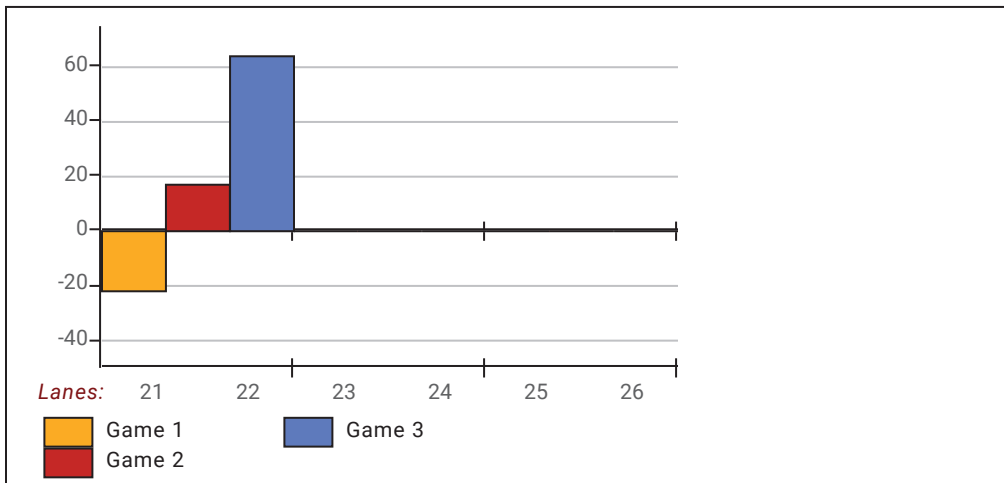
**Team Average vs Avg of Scores**



**Average of Scores for Each Game**

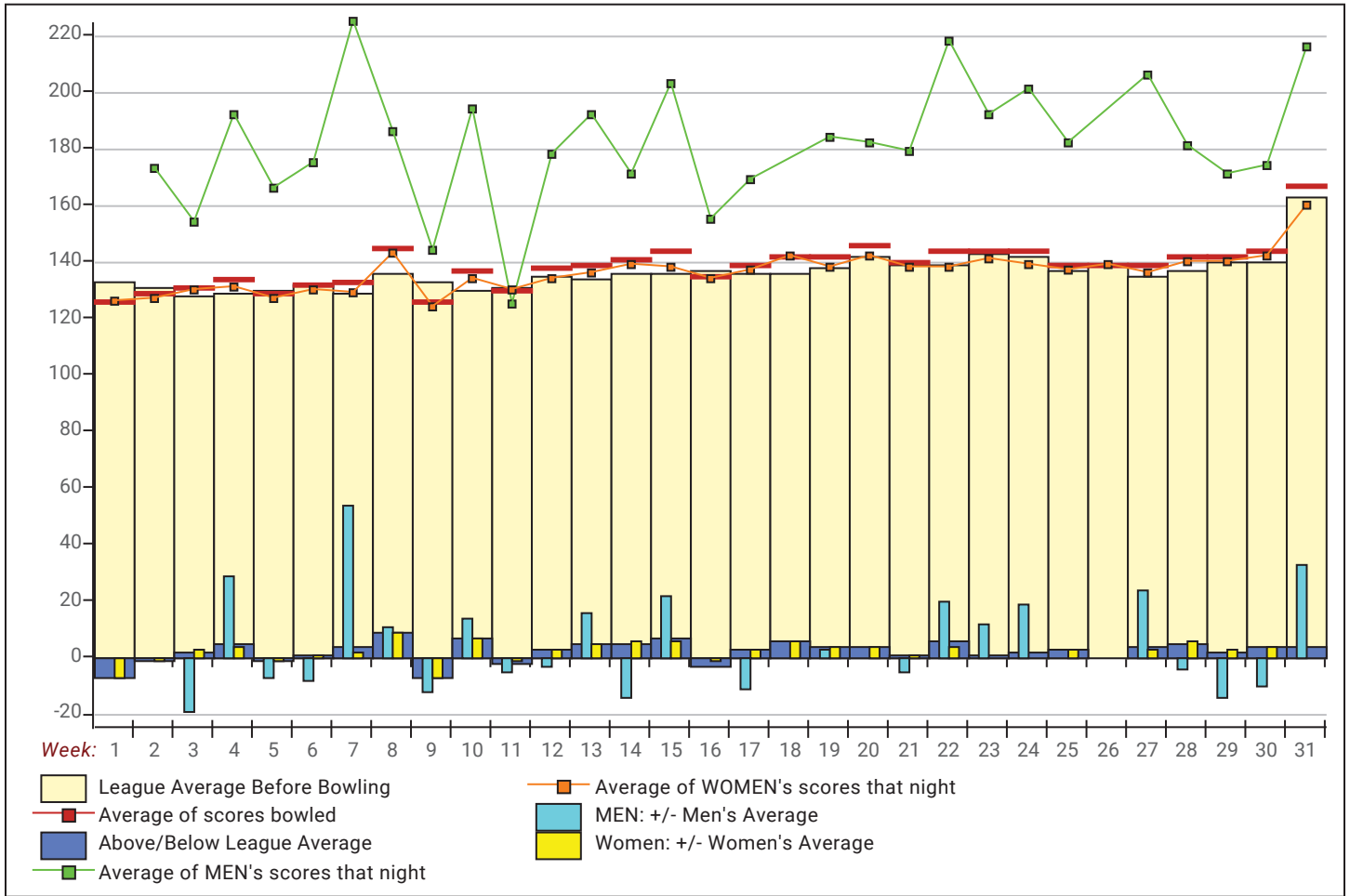


**Amount Over/Under Team Average**



This report is for scores bowled April 25

League Average Week-by-Week



League Average Statistics for Last Week

	League	Right Hand	Left Hand	Men (Lft+Rt)	Women (Lft+Rt)
League Average Before Bowling	162.73	162.73		182.67	159.88
Average of scores bowled that night	167.21	167.21		215.67	160.29
New League Average After Bowling	163.02	163.02		185.02	159.88
Change in League Average	.29	.29		2.36	-.01
People Who Bowled Over Average	4	4		1	3
People Who Bowled Under Average	4	4			4
Average Amount of Series Over Avg	45.75	45.75		101.00	27.33
Average Amount of Series Under Avg	-16.75	-16.75			-16.75
Difference Avg, NiteAvg	4.83	4.83		33.67	.71
Number of Bowlers	8	8		1	7
Number of Games Bowled	24	24		3	21
People Who Raised Their Average	4	4		1	3
Raised By an Average of This Amount	.81	.81		2.36	.29
People Who Lowered Their Average	4	4			4
Lowered By an Average of This Amou	-.23	-.23			-.23
Number of Games Bowled Over Avera	14	14		3	11
Number of Games Bowled Under Avera	10	10			10

Note: Averages are based only on people who bowled.

# Press Release -- 4/26/2024

4/25/2024

## Applette 2023-24

Thursday 6:30 pm

### Big Apple Fun Center League Championship

Lanes 21 - 22

Place	Team Name	Avg p/gm	Points Won	Points Lost	Year-To-Date WON	Y-T-D LOST
1	Living on a Spare	692	6	3	163	116
2	Joe's Honky Tonk	590	3	6	147½	131½

### Last Week's Top Scores

	Scratch Game	Scratch Series	Handicap Game	Handicap Series
<b>Men</b>	233 David Hibberd	647 David Hibberd	261 David Hibberd	731 David Hibberd
<b>Women</b>	236 Rebecca McPherson	626 Rebecca McPherson	259 Rebecca McPherson	695 Rebecca McPherson
	204 Michelle Limbach	529 Michelle Limbach	238 Michelle Limbach	646 Sheri Londer
	180 Dani Krotz	493 Krista Wiester	230 Sheri Londer	631 Michelle Limbach
	179 Krista Wiester	487 Dani Krotz	227 Dani Krotz	628 Dani Krotz
	159 Cindy Stones	433 Cindy Stones	225 Amanda Smallcomb	626 Amanda Smallcomb
	149 Amanda Smallcomb	400 Sheri Londer	216 Krista Wiester	604 Krista Wiester
	148 Sheri Londer	398 Amanda Smallcomb	213 Cindy Stones	595 Cindy Stones

### Local and Bowling Center Awards

Name	USBC ID Number	Award Average	Award Games	G1	G2	G3	Series	Award Score	Award Received
David D. Hibberd	1494-473 USBC	182	39	183	<b>233</b>	231	647	233	225 Game (Local Assoc. Awards)
	1494-473 USBC	182	39	183	233	<b>231</b>	647	231	225 Game (Local Assoc. Awards)
Rebecca L. McPherson	6197-339 USBC	187	90	176	<b>236</b>	214	626	236	225 Game (Local Assoc. Awards)