

Town & Country 2022-23

Sunday 6:30 pm

Big Apple Fun Center

Lanes 1 - 10

President: John Krotz Vice President: Richard Lopez
Secretary/Treasurer: Trish Hancock

Team Standings

Place	#	Team Name	Points	Points	Team		Pins +	Scratch	High Scratch		High HDCP	
			Won	Lost	Avg	HDCP	HDCP	Pins	10	30	10	30
1	7	Spare Me	40	20	433	407	38187	19788	535	1529	926	2718
2	1	Cruizers	35	25	608	232	38176	27400	742	2004	991	2751
3	3	BarDee	35	25	503	337	38163	22626	615	1736	958	2765
4	5	Bat Split Crazy	33	27	564	276	38284	26380	706	1971	950	2704
5	8	The Wrecking Balls	33	27	490	350	37909	21481	552	1553	922	2668
6	2	Pin Seekers	32	28	568	272	38175	26130	683	1989	951	2718
7	6	Kidd's Korner	31½	28½	586	254	37611	26958	703	2035	935	2678
8	9	We Attempt	28	32	615	225	37365	27780	700	1979	909	2633
9	4	Lucky Strikes	25½	34½	568	272	37741	25798	673	1941	919	2736
10	10	Bye Team	7	53	0	0	0	0	0	0	0	0

*** Although not shown, standings are determined by points only for the current split

Review of Last Week's Bowling.....

Lanes	Team Name	HDCP -1-	HDCP -2-	HDCP -3-	HDCP Total	Last Wk WON	Team Name	HDCP -1-	HDCP -2-	HDCP -3-	HDCP Total	Last Wk WON
1-2	Spare Me	836	837	884	2557	3	<---> BarDee	798	843	854	2495	1
3-4	Cruizers	884	873	902	2659	2	<---> Bat Split Crazy	902	877	866	2645	2
5-6	Kidd's Korner	790	868	874	2532	1	<---> The Wrecking Balls	889	857	922	2668	3
7-8	Pin Seekers	877	936	897	2710	3	<---> Lucky Strikes	855	876	905	2636	1
9-10	We Attempt	819	822	854	2495	4	<---> Bye Team	0	0	0	0	0

Lane Assignments

	1-2	3-4	5-6	7-8	9-10
Wk16 12/11	10- 4	3- 1	8- 5	2- 7	9- 6
Wk17 12/18	9- 7	8- 2	4- 6	5- 1	3- 10
Wk18 12/25	👉 Christmas No bowling				
Wk18 01/01	👉 New Year's Day No bowling				
Wk18 01/08	1- 8	5- 7	9- 3	10- 6	4- 2

Last Week's Top Scores

Team Scratch Game		Team Scratch Series		Team Handicap Game		Team Handicap Series	
668	Cruizers	1957	Cruizers	936	Pin Seekers	2710	Pin Seekers
660	Pin Seekers	1882	Pin Seekers	922	The Wrecking Balls	2668	The Wrecking Balls
653	Kidd's Korner	1869	Kidd's Korner	905	Lucky Strikes	2659	Cruizers
635	Bat Split Crazy	1844	Bat Split Crazy	902	Cruizers	2645	Bat Split Crazy
630	Lucky Strikes	1823	We Attempt	902	Bat Split Crazy	2636	Lucky Strikes
630	We Attempt	1811	Lucky Strikes	884	Spare Me	2557	Spare Me
541	The Wrecking Balls	1525	The Wrecking Balls	874	Kidd's Korner	2532	Kidd's Korner
518	BarDee	1487	BarDee	854	BarDee	2495	BarDee
477	Spare Me	1336	Spare Me	854	We Attempt	2495	We Attempt
Scratch Game		Scratch Series		Handicap Game		Handicap Series	
Men	220 Nick Stockton	617	John Krotz	273	David Gomez	708	Trevor Hibberd
	216 John Krotz	590	Nick Stockton	269	Larry Lambrecht	707	Nick Stockton
	214 Larry Lambrecht	540	Nick Kidd	265	Cody Johnson	703	Cody Johnson
	211 Rich Hancock	529	Cody Johnson	261	Rich Hancock	701	David Gomez
	207 Cody Johnson	527	Rich Hancock	259	Nick Stockton	701	John Krotz
	205 Bryan Hodges	519	David Hibberd	250	Trevor Hibberd	696	John Cornett
	193 Craig Schutt	518	Craig Schutt	249	John Cornett	677	Rich Hancock
	186 Nick Kidd	503	Bryan Hodges	247	Bryan Hodges	664	Tyler Krotz
	183 David Hibberd	498	Larry Lambrecht	244	John Krotz	663	Larry Lambrecht
	177 Malcolm Durand	453	John Cornett	241	Craig Schutt	662	Craig Schutt

Last Week's Top Scores - Continued

Women	221 Allie Moore	581 Allie Moore	267 Chris Stockton	696 Cindy Gibbons
	190 Chris Stockton	483 Cindy Gibbons	258 Allie Moore	692 Allie Moore
	178 Kim Hodges	449 Ashley Hancock	249 Cindy Gibbons	679 Karen Lopez
	178 Cindy Gibbons	447 Shelli Krotz	245 Kim Hodges	667 Chris Stockton
	178 Dani Krotz	445 Kim Hodges	245 Karen Lopez	660 Shelli Krotz
	174 Ashley Hancock	436 Chris Stockton	244 Ashley Hancock	659 Ashley Hancock
	172 Shelli Krotz	430 Dani Krotz	243 Shelli Krotz	653 Lindsay McLaughlin
	163 Lindsay McLaughlin	425 Lindsay McLaughlin	243 Kylie Wiemers	652 Kylie Wiemers
	154 Shannon Mitchell	403 Shannon Mitchell	239 Lindsay McLaughlin	648 Angie Hauserman
	148 Angie Hauserman	399 Angie Hauserman	235 Dani Krotz	646 Kim Hodges

Season High Scores

<u>Team Scratch Game</u>		<u>Team Scratch Series</u>		<u>Team Handicap Game</u>		<u>Team Handicap Series</u>	
742	Cruizers	2035	Kidd's Korner	991	Cruizers	2765	BarDee
706	Bat Split Crazy	2004	Cruizers	958	BarDee	2751	Cruizers
703	Kidd's Korner	1989	Pin Seekers	951	Pin Seekers	2736	Lucky Strikes
700	We Attempt	1979	We Attempt	950	Bat Split Crazy	2718	Pin Seekers
683	Pin Seekers	1971	Bat Split Crazy	935	Kidd's Korner	2718	Spare Me
673	Lucky Strikes	1941	Lucky Strikes	926	Spare Me	2704	Bat Split Crazy
615	BarDee	1736	BarDee	922	The Wrecking Balls	2678	Kidd's Korner
552	The Wrecking Balls	1553	The Wrecking Balls	919	Lucky Strikes	2668	The Wrecking Balls
535	Spare Me	1529	Spare Me	909	We Attempt	2633	We Attempt

<u>Scratch Game</u>		<u>Scratch Series</u>		<u>Handicap Game</u>		<u>Handicap Series</u>	
Men	246 John Krotz	666	John Krotz	283	John Krotz	777	John Krotz
	233 Justin Hodges	623	Brad Olson	273	David Gomez	749	Allen Noltersmeier
	233 Brad Olson	597	David Hibberd	271	Bryan Hodges	746	Malcolm Durand
	230 Bryan Hodges	590	Nick Stockton	270	Rich Hancock	737	Richard Serr
	226 Nick Stockton	584	Richard Serr	270	Cody Johnson	729	David Hibberd
	224 Nick Kidd	580	Nick Kidd	269	Larry Lambrecht	710	John Cornett
	222 David Hibberd	575	Malcolm Durand	268	Malcolm Durand	708	Trevor Hibberd
	219 Richard Serr	570	Justin Hodges	268	Nick Stockton	707	Nick Stockton
	214 Rich Hancock	551	Kirk Kossman	266	Justin Hodges	706	Rich Hancock
	214 Larry Lambrecht	548	Craig Schutt	264	Richard Serr	705	David Gomez
Women	257 Rebecca McPherson	645	Rebecca McPherson	295	Ashley Hancock	765	Michelle Limbach
	234 Michelle Limbach	638	Allie Moore	285	Kim Hodges	762	Kim Hodges
	226 Ashley Hancock	636	Michelle Limbach	277	Michelle Limbach	755	Allie Moore
	224 Allie Moore	540	Kim Hodges	276	Kira Hancock	742	Brooke Flodine
	211 Kim Hodges	510	Ashley Hancock	269	Shelli Krotz	730	Kattie Johnson
	211 Dani Krotz	508	Dani Krotz	269	Brooke Flodine	726	Kira Hancock
	195 Kira Hancock	483	Cindy Gibbons	267	Chris Stockton	721	Karen Lopez
	194 Shelli Krotz	483	Kira Hancock	266	Kattie Johnson	720	Ashley Hancock
	190 Chris Stockton	476	Shelli Krotz	262	Allie Moore	717	Cindy Gibbons
	180 Lindsay McLaughlin	469	Lindsay McLaughlin	262	Dani Krotz	716	Shannon Mitchell
	180 Cindy Gibbons	469	Kattie Johnson				
		469	Brooke Flodine				

Team Rosters

1 - Cruizers

<u>Name</u>	<u>Avg</u>	<u>HDCP</u>	<u>Pins</u>	<u>Gms</u>	<u>High Game</u>	<u>High Sers</u>	<u>HDCP Game</u>	<u>HDCP Sers</u>	<u>Most Improved Avg +/-</u>	<u>To Raise Avg +1</u>	<u>To Drop Avg -1</u>	<u>Weekly Over Avg Series Avg +/-</u>
Trish R. Hancock	125	85	5267	42	169	429	254	687	125 +0.40	403	357	366 - 375=-9
Shelli Krotz	139	71	6297	45	194	476	269	701	138 +1.93	423	374	447 - 417=30
John Krotz	183	27	8274	45	246	666	283	777	180 +3.87	558	509	617 - 546=71
Rich Hancock	161	49	6778	42	214	538	270	706	162 -0.62	512	466	527 - 480=47

2 - Pin Seekers

<u>Name</u>	<u>Avg</u>	<u>HDCP</u>	<u>Pins</u>	<u>Gms</u>	<u>High Game</u>	<u>High Sers</u>	<u>HDCP Game</u>	<u>HDCP Sers</u>	<u>Most Improved Avg +/-</u>	<u>To Raise Avg +1</u>	<u>To Drop Avg -1</u>	<u>Weekly Over Avg Series Avg +/-</u>
Chris M. Stockton	133	77	6029	45	190	462	267	705	135 -1.02	403	354	436 - 399=37
Shannon L. Mitchell	131	79	5933	45	168	446	251	716	128 +3.84	403	354	403 - 393=10
John A. Cornett	131	79	3167	24	168	453	254	710	129 +2.96	397	369	453 - 387=66
Nick J. Stockton	173	37	7810	45	226	590	268	707	170 +3.56	542	493	590 - 513=77

Town & Country 2022-23

3 - BarDee

<u>Name</u>	<u>Avg</u>	<u>HDCP</u>	<u>Pins</u>	<u>Gms</u>	<u>High Game</u>	<u>High Sers</u>	<u>HDCP Game</u>	<u>HDCP Sers</u>	<u>Most Improved Avg +/-</u>	<u>To Raise Avg +1</u>	<u>To Drop Avg -1</u>	<u>Weekly Over Avg Series Avg +/-</u>
Allen S. Noltersmeier	129	81	5814	45	180	479	262	749	128 +1.20	426	377	350 - 390=-40
Kylie M. Wiemers	84	126	3803	45	118	311	248	695	79 +5.51	277	228	274 - 252=22
Malcolm R. Durand	155	55	6993	45	211	575	268	746	157 -1.60	495	446	438 - 468=-30
Lindsay L. McLaughlin	135	75	5277	39	180	469	252	703	141 -5.69	435	392	425 - 402=23

4 - Lucky Strikes

<u>Name</u>	<u>Avg</u>	<u>HDCP</u>	<u>Pins</u>	<u>Gms</u>	<u>High Game</u>	<u>High Sers</u>	<u>HDCP Game</u>	<u>HDCP Sers</u>	<u>Most Improved Avg +/-</u>	<u>To Raise Avg +1</u>	<u>To Drop Avg -1</u>	<u>Weekly Over Avg Series Avg +/-</u>
Angie C. Hauserman	127	83	5741	45	177	435	258	680	129 -1.42	403	354	399 - 381=18
Bob Schutt	103	107	4339	42	145	381	251	699	104 -0.69	341	295	313 - 309=4
Allie E. Moore	175	35	7363	42	224	638	262	755	175 +0.31	557	511	581 - 519=62
Craig A. Schutt	163	47	7360	45	213	548	254	695	163 +0.56	512	463	518 - 486=32

5 - Bat Split Crazy

<u>Name</u>	<u>Avg</u>	<u>HDCP</u>	<u>Pins</u>	<u>Gms</u>	<u>High Game</u>	<u>High Sers</u>	<u>HDCP Game</u>	<u>HDCP Sers</u>	<u>Most Improved Avg +/-</u>	<u>To Raise Avg +1</u>	<u>To Drop Avg -1</u>	<u>Weekly Over Avg Series Avg +/-</u>
Brenda J. Sonnenfeld	113	97	2716	24	149	386	249	689	112 +1.17	362	334	
Chris Flodine	134	76	5654	42	166	471	243	702	132 +2.62	421	375	392 - 402=-10
Cindy Gibbons	141	69	3402	24	180	483	258	717	139 +2.75	432	404	483 - 417=66
David D. Hibberd	176	34	7401	42	222	597	259	729	172 +4.21	564	518	519 - 528=-9
Michelle L. Limbach	173	37	3647	21	234	636	277	765	173 +0.67	529	504	
Brooke A. Flodine	126	84	2666	21	178	469	269	742	126 +0.95	382	357	

6 - Kidd's Korner

<u>Name</u>	<u>Avg</u>	<u>HDCP</u>	<u>Pins</u>	<u>Gms</u>	<u>High Game</u>	<u>High Sers</u>	<u>HDCP Game</u>	<u>HDCP Sers</u>	<u>Most Improved Avg +/-</u>	<u>To Raise Avg +1</u>	<u>To Drop Avg -1</u>	<u>Weekly Over Avg Series Avg +/-</u>
Tammy Koupal	104	106	2501	24	153	369	259	687	105 -0.79	334	306	
Kim L. Hodges	144	66	5193	36	211	540	285	762	146 -1.75	462	422	445 - 429=16
Justin M. Hodges	170	40	2044	12	233	570	266	667		521	505	
Bryan L. Hodges	168	42	5561	33	230	545	271	674	170 -1.48	523	486	503 - 504=-1
Keith D. Koupal	128	82	3077	24	154	421	240	673	128 +0.21	406	378	381 - 384=-3
Jen Kidd	127	83	1919	15	158	419	246	682		385	366	
Nick Kidd	180	30	4876	27	224	580	257	679	179 +1.59	554	523	540 - 540=0

7 - Spare Me

<u>Name</u>	<u>Avg</u>	<u>HDCP</u>	<u>Pins</u>	<u>Gms</u>	<u>High Game</u>	<u>High Sers</u>	<u>HDCP Game</u>	<u>HDCP Sers</u>	<u>Most Improved Avg +/-</u>	<u>To Raise Avg +1</u>	<u>To Drop Avg -1</u>	<u>Weekly Over Avg Series Avg +/-</u>
Kira L. Hancock	131	79	5541	42	195	483	276	726	134 -2.07	399	353	380 - 396=-16
Karen L. Lopez	86	124	3372	39	132	331	260	721	76 +10.46	282	239	304 - 255=49
Tyler J. Krotz	62	148	2794	45	100	248	249	699	59 +3.09	230	181	217 - 183=34
Richard L. Lopez	154	56	6023	39	190	512	242	683	155 -0.56	487	444	435 - 465=-30

8 - The Wrecking Balls

<u>Name</u>	<u>Avg</u>	<u>HDCP</u>	<u>Pins</u>	<u>Gms</u>	<u>High Game</u>	<u>High Sers</u>	<u>HDCP Game</u>	<u>HDCP Sers</u>	<u>Most Improved Avg +/-</u>	<u>To Raise Avg +1</u>	<u>To Drop Avg -1</u>	<u>Weekly Over Avg Series Avg +/-</u>
Kattie L. Johnson	127	83	5749	45	179	469	266	730	128 -0.24	395	346	395 - 381=14
Brooke L. Schelling	120	90	2522	21	145	407	231	632	120 +0.10	382	357	
David M. Gomez	90	120	4079	45	152	338	273	705	91 -0.36	289	240	338 - 267=71
Cody W. Johnson	153	57	6916	45	207	529	270	703	154 -0.31	476	427	529 - 456=73

9 - We Attempt

<u>Name</u>	<u>Avg</u>	<u>HDCP</u>	<u>Pins</u>	<u>Gms</u>	<u>High Game</u>	<u>High Sers</u>	<u>HDCP Game</u>	<u>HDCP Sers</u>	<u>Most Improved Avg +/-</u>	<u>To Raise Avg +1</u>	<u>To Drop Avg -1</u>	<u>Weekly Over Avg Series Avg +/-</u>
Ashley K. Hancock	141	69	6354	45	226	510	295	720	143 -1.80	462	413	449 - 420=29
Dani Krotz	152	58	6880	45	211	508	262	673	152 +0.89	464	415	430 - 459=-29
Richard M. Serr	166	44	7012	42	219	584	264	737	171 -4.05	503	457	446 - 504=-58
Larry L. Lambrecht	156	54	7045	45	214	539	269	704	155 +1.56	491	442	498 - 465=33

10 - Bye Team

Temporary Substitutes



Name	Avg	HDCP	Pins	Gms	High	High	HDCP	HDCP	Most Improved		To Raise	To Drop	Weekly Over Avg
					Game	Sers	Game	Sers	Avg	+/-	Avg +1	Avg -1	Series Avg +/-
Tim Adkins	163	47	489	3	175	489	222	630			495	488	
John L. Baxter	91	119	1365	15	114	297	236	663			291	272	263 - 273=-10
Trevor D. Hibberd	137	73	824	6	164	450	250	708			418	408	450 - 372=78
Kirk E. Kossman	181	29	1088	6	204	551	245	674			550	540	
Sean A. McBride	152	58	913	6	188	469	250	655			464	454	
Brad M. Olson	207	3	623	3	233	623	236	632			625	618	
Travis J. Spence	112	98	338	3	128	338	226	632			340	333	



Name	Avg	HDCP	Pins	Gms	High	High	HDCP	HDCP	Most Improved		To Raise	To Drop	Weekly Over Avg
					Game	Sers	Game	Sers	Avg	+/-	Avg +1	Avg -1	Series Avg +/-
Janet E. Anderson	123	87	1849	15	155	407	246	680			383	364	
Beth A. Carr	122	88	366	3	163	366	251	630			372	365	
Kylie M. Furby	65	145	195	3	76	195	221	630			201	194	
Rebecca L. McPherson	198	12	1787	9	257	645	257	645			601	588	

Individual High Averages

Men	Women
183.87 John Krotz	175.31 Allie Moore
180.59 Nick Kidd	173.67 Michelle Limbach
176.21 David Hibberd	152.89 Dani Krotz
173.56 Nick Stockton	144.25 Kim Hodges
168.52 Bryan Hodges	141.75 Cindy Gibbons
166.95 Richard Serr	141.20 Ashley Hancock
163.56 Craig Schutt	139.93 Shelli Krotz
161.38 Rich Hancock	135.31 Lindsay McLaughlin
156.56 Larry Lambrecht	133.98 Chris Stockton
155.40 Malcolm Durand	131.93 Kira Hancock

Most Improved Average

Men 172 to 176.21 = +4.21 David Hibberd	180 to 183.87 = +3.87 John Krotz	170 to 173.56 = +3.56 Nick Stockton
59 to 62.09 = +3.09 Tyler Krotz	129 to 131.96 = +2.96 John Cornett	132 to 134.62 = +2.62 Chris Flodine
Women 76 to 86.46 = +10.46 Karen Lopez	79 to 84.51 = +5.51 Kylie Wiemers	128 to 131.84 = +3.84 Shannon Mitchell
139 to 141.75 = +2.75 Cindy Gibbons	138 to 139.93 = +1.93 Shelli Krotz	112 to 113.17 = +1.17 Brenda Sonnenfel

Most Un-Improved Averages

Men 171 to 166.95 = -4.05 Richard Serr	157 to 155.40 = -1.60 Malcolm Durand	170 to 168.52 = -1.48 Bryan Hodges
104 to 103.31 = -0.69 Bob Schutt	162 to 161.38 = -0.62 Rich Hancock	155 to 154.44 = -0.56 Richard Lopez
Women 141 to 135.31 = -5.69 Lindsay McLaugh	134 to 131.93 = -2.07 Kira Hancock	143 to 141.20 = -1.80 Ashley Hancock
146 to 144.25 = -1.75 Kim Hodges	129 to 127.58 = -1.42 Angie Hauserma	135 to 133.98 = -1.02 Chris Stockton

Town & Country 2022-23

Big Apple Fun Center

Reprint of Scores -- Week 15

Lane 1 7 - Spare Me Week 15 12/4/2022

Name	Old	Old	-1-	-2-	-3-	Total	HDCP
	Avg	HDCP					Total
Kira L. Hancock	132	78	125	118	137	380	614
Karen L. Lopez	85	125	120	78	106	304	679
Tyler J. Krotz	61	149	62	74	81	217	664
Richard L. Lopez	155	55	122	160	153	435	600
			====	====	====	====	====
Scratch Total			429	430	477	1336	1336
Handicap			407	407	407		1221
Total			836	837	884	1336	2557
Team Points Won			1.0	0.0	1.0	3.0	3.0

Lane 2 3 - BarDee Week 15 12/4/2022

Name	Old	Old	-1-	-2-	-3-	Total	HDCP
	Avg	HDCP					Total
Allen S. Noltersmeier	130	80	115	129	106	350	590
Kylie M. Wiemers	84	126	80	77	117	274	652
Malcolm R. Durand	156	54	129	177	132	438	600
Lindsay L. McLaughlin	134	76	138	124	163	425	653
			====	====	====	====	====
Scratch Total			462	507	518	1487	1487
Handicap			336	336	336		1008
Total			798	843	854	1487	2495
Team Points Won			0.0	1.0	0.0	1.0	1.0

Lane 3 1 - Cruizers Week 15 12/4/2022

Name	Old	Old	-1-	-2-	-3-	Total	HDCP
	Avg	HDCP					Total
Trish R. Hancock	125	85	115	119	132	366	621
Shelli Krotz	139	71	172	107	168	447	660
John Krotz	182	28	216	202	199	617	701
Rich Hancock	160	50	147	211	169	527	677
			====	====	====	====	====
Scratch Total			650	639	668	1957	1957
Handicap			234	234	234		702
Total			884	873	902	1957	2659
Team Points Won			0.0	0.0	1.0	2.0	2.0

Lane 4 5 - Bat Split Crazy Week 15 12/4/2022

Name	Old	Old	-1-	-2-	-3-	Total	HDCP
	Avg	HDCP					Total
Trevor D. Hibberd	124	86	139	147	164	450	708
Chris Flodine	134	76	155	121	116	392	620
Cindy Gibbons	139	71	169	178	136	483	696
David D. Hibberd	176	34	172	164	183	519	621
			====	====	====	====	====
Scratch Total			635	610	599	1844	1844
Handicap			267	267	267		801
Total			902	877	866	1844	2645
Team Points Won			1.0	1.0	0.0	2.0	2.0

Lane 5 6 - Kidd's Korner Week 15 12/4/2022

Name	Old	Old	-1-	-2-	-3-	Total	HDCP
	Avg	HDCP					Total
Kim L. Hodges	143	67	135	178	132	445	646
Bryan L. Hodges	168	42	153	145	205	503	629
Keith D. Koupal	128	82	102	149	130	381	627
Nick Kidd	180	30	179	175	186	540	630
			====	====	====	====	====
Scratch Total			569	647	653	1869	1869
Handicap			221	221	221		663
Total			790	868	874	1869	2532
Team Points Won			0.0	1.0	0.0	1.0	1.0

Lane 6 8 - The Wrecking Balls Week 15 12/4/2022

Name	Old	Old	-1-	-2-	-3-	Total	HDCP
	Avg	HDCP					Total
Kattie L. Johnson	127	83	144	116	135	395	644
David M. Gomez	89	121	87	99	152	338	701
Cody W. Johnson	152	58	207	160	162	529	703
John L. Baxter	91	119	70	101	92	263	620
			====	====	====	====	====
Scratch Total			508	476	541	1525	1525
Handicap			381	381	381		1143
Total			889	857	922	1525	2668
Team Points Won			1.0	0.0	1.0	3.0	3.0

Town & Country 2022-23

Lane 7 2 - Pin Seekers Week 15 12/4/2022

Name	Old	Old	-1-	-2-	-3-	Total	HDCP
	Avg	HDCP					Total
Chris M. Stockton	133	77	120	126	190	436	667
Shannon L. Mitchell	131	79	125	154	124	403	640
John A. Cornett	129	81	136	168	149	453	696
Nick J. Stockton	171	39	220	212	158	590	707
			====	====	====	====	====
Scratch Total			601	660	621	1882	1882
Handicap			276	276	276		828
Total			877	936	897	1882	2710
Team Points Won			1.0	1.0	0.0	3.0	3.0

Lane 8 4 - Lucky Strikes Week 15 12/4/2022

Name	Old	Old	-1-	-2-	-3-	Total	HDCP
	Avg	HDCP					Total
Angie C. Hauserman	127	83	114	137	148	399	648
Bob Schutt	103	107	96	110	107	313	634
Allie E. Moore	173	37	221	161	199	581	692
Craig A. Schutt	162	48	149	193	176	518	662
			====	====	====	====	====
Scratch Total			580	601	630	1811	1811
Handicap			275	275	275		825
Total			855	876	905	1811	2636
Team Points Won			0.0	0.0	1.0	1.0	1.0

Lane 9 9 - We Attempt Week 15 12/4/2022

Name	Old	Old	-1-	-2-	-3-	Total	HDCP
	Avg	HDCP					Total
Ashley K. Hancock	140	70	174	145	130	449	659
Dani Krotz	153	57	119	178	133	430	601
Richard M. Serr	168	42	154	139	153	446	572
Larry L. Lambrecht	155	55	148	136	214	498	663
			====	====	====	====	====
Scratch Total			595	598	630	1823	1823
Handicap			224	224	224		672
Total			819	822	854	1823	2495
Team Points Won			1.0	1.0	1.0	4.0	4.0

Lane 10 10 - Bye Team Week 15 12/4/2022

Name	Old	Old	-1-	-2-	-3-	Total	HDCP
	Avg	HDCP					Total
<i>No one bowled</i>							

Town & Country 2022-23

Big Apple Fun Center

* Bowlers listed must have a minimum of 1 games.

Change in Average

Name	-----Old-----		Old Avg				Total	---Average Change---			Weekly Over Avg Series Avg +/-
	Pins	Games		-1-	-2-	-3-		New - Old ---> +/-			
Tim Adkins	489	3	163				0	163.00	- 163.00	= 0.00	
Janet E. Anderson	1849	15	123				0	123.27	- 123.27	= 0.00	
John L. Baxter	1102	12	91	70	101	92	263	91.00	- 91.83	= -0.83	263 - 273=-10
Beth A. Carr	366	3	122				0	122.00	- 122.00	= 0.00	
John A. Cornett	2714	21	129	136	168	149	453	131.96	- 129.24	= 2.72	453 - 387=66
Malcolm R. Durand	6555	42	156	129	177	132	438	155.40	- 156.07	= -0.67	438 - 468=-30
Brooke A. Flodine	2666	21	126				0	126.95	- 126.95	= 0.00	
Chris Flodine	5262	39	134	155	121	116	392	134.62	- 134.92	= -0.30	392 - 402=-10
Kylie M. Furby	195	3	65				0	65.00	- 65.00	= 0.00	
Cindy Gibbons	2919	21	139	169	178	136	483	141.75	- 139.00	= 2.75	483 - 417=66
David M. Gomez	3741	42	89	87	99	152	338	90.64	- 89.07	= 1.57	338 - 267=71
Ashley K. Hancock	5905	42	140	174	145	130	449	141.20	- 140.60	= 0.60	449 - 420=29
Kira L. Hancock	5161	39	132	125	118	137	380	131.93	- 132.33	= -0.40	380 - 396=-16
Rich Hancock	6251	39	160	147	211	169	527	161.38	- 160.28	= 1.10	527 - 480=47
Trish R. Hancock	4901	39	125	115	119	132	366	125.40	- 125.67	= -0.26	366 - 375=-9
Angie C. Hauserman	5342	42	127	114	137	148	399	127.58	- 127.19	= 0.39	399 - 381=18
David D. Hibberd	6882	39	176	172	164	183	519	176.21	- 176.46	= -0.25	519 - 528=-9
Trevor D. Hibberd	374	3	124	139	147	164	450	137.33	- 124.67	= 12.67	450 - 372=78
Bryan L. Hodges	5058	30	168	153	145	205	503	168.52	- 168.60	= -0.08	503 - 504=-1
Justin M. Hodges	2044	12	170				0	170.33	- 170.33	= 0.00	
Kim L. Hodges	4748	33	143	135	178	132	445	144.25	- 143.88	= 0.37	445 - 429=16
Cody W. Johnson	6387	42	152	207	160	162	529	153.69	- 152.07	= 1.62	529 - 456=73
Kattie L. Johnson	5354	42	127	144	116	135	395	127.76	- 127.48	= 0.28	395 - 381=14
Jen Kidd	1919	15	127				0	127.93	- 127.93	= 0.00	
Nick Kidd	4336	24	180	179	175	186	540	180.59	- 180.67	= -0.07	540 - 540=0
Kirk E. Kossman	1088	6	181				0	181.33	- 181.33	= 0.00	
Keith D. Koupal	2696	21	128	102	149	130	381	128.21	- 128.38	= -0.17	381 - 384=-3
Tammy Koupal	2501	24	104				0	104.21	- 104.21	= 0.00	
Dani Krotz	6450	42	153	119	178	133	430	152.89	- 153.57	= -0.68	430 - 459=-29
John Krotz	7657	42	182	216	202	199	617	183.87	- 182.31	= 1.56	617 - 546=71
Shelli Krotz	5850	42	139	172	107	168	447	139.93	- 139.29	= 0.65	447 - 417=30
Tyler J. Krotz	2577	42	61	62	74	81	217	62.09	- 61.36	= 0.73	217 - 183=34
Larry L. Lambrecht	6547	42	155	148	136	214	498	156.56	- 155.88	= 0.67	498 - 465=33
Michelle L. Limbach	3647	21	173				0	173.67	- 173.67	= 0.00	
Karen L. Lopez	3068	36	85	120	78	106	304	86.46	- 85.22	= 1.24	304 - 255=49
Richard L. Lopez	5588	36	155	122	160	153	435	154.44	- 155.22	= -0.79	435 - 465=-30
Sean A. McBride	913	6	152				0	152.17	- 152.17	= 0.00	

Town & Country 2022-23

Name	-----Old-----		Old					---Average Change---			Weekly Over Avg
	Pins	Games	Avg	-1-	-2-	-3-	Total	New - Old	---> +/-	Series Avg +/-	
Lindsay L. McLaughlin	4852	36	134	138	124	163	425	135.31 - 134.78	= 0.53	425 - 402=23	
Rebecca L. McPherson	1787	9	198				0	198.56 - 198.56	= 0.00		
Shannon L. Mitchell	5530	42	131	125	154	124	403	131.84 - 131.67	= 0.18	403 - 393=10	
Allie E. Moore	6782	39	173	221	161	199	581	175.31 - 173.90	= 1.41	581 - 519=62	
Allen S. Noltersmeier	5464	42	130	115	129	106	350	129.20 - 130.10	= -0.90	350 - 390=-40	
Brad M. Olson	623	3	207				0	207.67 - 207.67	= 0.00		
Brooke L. Schelling	2522	21	120				0	120.10 - 120.10	= 0.00		
Bob Schutt	4026	39	103	96	110	107	313	103.31 - 103.23	= 0.08	313 - 309=4	
Craig A. Schutt	6842	42	162	149	193	176	518	163.56 - 162.90	= 0.65	518 - 486=32	
Richard M. Serr	6566	39	168	154	139	153	446	166.95 - 168.36	= -1.41	446 - 504=-58	
Brenda J. Sonnenfeld	2716	24	113				0	113.17 - 113.17	= 0.00		
Travis J. Spence	338	3	112				0	112.67 - 112.67	= 0.00		
Chris M. Stockton	5593	42	133	120	126	190	436	133.98 - 133.17	= 0.81	436 - 399=37	
Nick J. Stockton	7220	42	171	220	212	158	590	173.56 - 171.90	= 1.65	590 - 513=77	
Kylie M. Wiemers	3529	42	84	80	77	117	274	84.51 - 84.02	= 0.49	274 - 252=22	

Town & Country 2022-23

Big Apple Fun Center

* Bowlers listed must have a minimum of 1 games.

High Average Listing

	<u>Name</u>	<u>True Average</u>	<u>Pins</u>	<u>Gms</u>	<u>To Raise Avg +1</u>	<u>To Drop Avg -1</u>
1	Brad M. Olson	207.67	623	3	625	618
2	Rebecca L. McPherson	198.56	1787	9	601	588
3	John Krotz	183.87	8274	45	558	509
4	Kirk E. Kossman	181.33	1088	6	550	540
5	Nick Kidd	180.59	4876	27	554	523
6	David D. Hibberd	176.21	7401	42	564	518
7	Allie E. Moore	175.31	7363	42	557	511
8	Michelle L. Limbach	173.67	3647	21	529	504
9	Nick J. Stockton	173.56	7810	45	542	493
10	Justin M. Hodges	170.33	2044	12	521	505
11	Bryan L. Hodges	168.52	5561	33	523	486
12	Richard M. Serr	166.95	7012	42	503	457
13	Craig A. Schutt	163.56	7360	45	512	463
14	Tim Adkins	163.00	489	3	495	488
15	Rich Hancock	161.38	6778	42	512	466
16	Larry L. Lambrecht	156.56	7045	45	491	442
17	Malcolm R. Durand	155.40	6993	45	495	446
18	Richard L. Lopez	154.44	6023	39	487	444
19	Cody W. Johnson	153.69	6916	45	476	427
20	Dani Krotz	152.89	6880	45	464	415
21	Sean A. McBride	152.17	913	6	464	454
22	Kim L. Hodges	144.25	5193	36	462	422
23	Cindy Gibbons	141.75	3402	24	432	404
24	Ashley K. Hancock	141.20	6354	45	462	413
25	Shelli Krotz	139.93	6297	45	423	374
26	Trevor D. Hibberd	137.33	824	6	418	408
27	Lindsay L. McLaughlin	135.31	5277	39	435	392
28	Chris Flodine	134.62	5654	42	421	375
29	Chris M. Stockton	133.98	6029	45	403	354
30	John A. Cornett	131.96	3167	24	397	369
31	Kira L. Hancock	131.93	5541	42	399	353
32	Shannon L. Mitchell	131.84	5933	45	403	354
33	Allen S. Noltersmeier	129.20	5814	45	426	377
34	Keith D. Koupal	128.21	3077	24	406	378
35	Jen Kidd	127.93	1919	15	385	366
36	Kattie L. Johnson	127.76	5749	45	395	346
37	Angie C. Hauserman	127.58	5741	45	403	354
38	Brooke A. Flodine	126.95	2666	21	382	357
39	Trish R. Hancock	125.40	5267	42	403	357
40	Janet E. Anderson	123.27	1849	15	383	364
41	Beth A. Carr	122.00	366	3	372	365
42	Brooke L. Schelling	120.10	2522	21	382	357
43	Brenda J. Sonnenfeld	113.17	2716	24	362	334
44	Travis J. Spence	112.67	338	3	340	333
45	Tammy Koupal	104.21	2501	24	334	306
46	Bob Schutt	103.31	4339	42	341	295
47	John L. Baxter	91.00	1365	15	291	272
48	David M. Gomez	90.64	4079	45	289	240

Town & Country 2022-23

	Name	True Average	Pins	Gms	To Raise Avg +1	To Drop Avg -1
49	Karen L. Lopez	86.46	3372	39	282	239
50	Kylie M. Wiemers	84.51	3803	45	277	228
51	Kylie M. Furby	65.00	195	3	201	194
52	Tyler J. Krotz	62.09	2794	45	230	181

Town & Country 2022-23

Big Apple Fun Center

* Bowlers listed must have a minimum of 22 games.

Note: This report includes information through December 4 which is Week 15 of 31

Most Improved Averages

Name	True Average	Most Improved Avg	+/-	Name	True Average	Most Improved Avg	+/-
Karen L. Lopez	86.46	76	+10.46	Allie E. Moore	175.31	175	+0.31
Kylie M. Wiemers	84.51	79	+5.51	Keith D. Koupal	128.21	128	+0.21
David D. Hibberd	176.21	172	+4.21	Kattie L. Johnson	127.76	128	-0.24
John Krotz	183.87	180	+3.87	Cody W. Johnson	153.69	154	-0.31
Shannon L. Mitchell	131.84	128	+3.84	David M. Gomez	90.64	91	-0.36
Nick J. Stockton	173.56	170	+3.56	Richard L. Lopez	154.44	155	-0.56
Tyler J. Krotz	62.09	59	+3.09	Rich Hancock	161.38	162	-0.62
John A. Cornett	131.96	129	+2.96	Bob Schutt	103.31	104	-0.69
Cindy Gibbons	141.75	139	+2.75	Tammy Koupal	104.21	105	-0.79
Chris Flodine	134.62	132	+2.62	Chris M. Stockton	133.98	135	-1.02
Shelli Krotz	139.93	138	+1.93	Angie C. Hauserman	127.58	129	-1.42
Nick Kidd	180.59	179	+1.59	Bryan L. Hodges	168.52	170	-1.48
Larry L. Lambrecht	156.56	155	+1.56	Malcolm R. Durand	155.40	157	-1.60
Allen S. Noltersmeier	129.20	128	+1.20	Kim L. Hodges	144.25	146	-1.75
Brenda J. Sonnenfeld	113.17	112	+1.17	Ashley K. Hancock	141.20	143	-1.80
Dani Krotz	152.89	152	+0.89	Kira L. Hancock	131.93	134	-2.07
Craig A. Schutt	163.56	163	+0.56	Richard M. Serr	166.95	171	-4.05
Trish R. Hancock	125.40	125	+0.40	Lindsay L. McLaughlin	135.31	141	-5.69

Town & Country 2022-23

Big Apple Fun Center

* Bowlers listed must have a minimum of 1 games.

Most Pins Over Average

Name	-----Old-----		Old					---Average Change---			Weekly Over Avg
	Pins	Games	Avg	-1-	-2-	-3-	Total	New	Old	---> +/-	Series Avg +/-
Trevor D. Hibberd	374	3	124	139	147	164	450	137.33	- 124.67	= 12.67	450 - 372=78
Nick J. Stockton	7220	42	171	220	212	158	590	173.56	- 171.90	= 1.65	590 - 513=77
Cody W. Johnson	6387	42	152	207	160	162	529	153.69	- 152.07	= 1.62	529 - 456=73
David M. Gomez	3741	42	89	87	99	152	338	90.64	- 89.07	= 1.57	338 - 267=71
John Krotz	7657	42	182	216	202	199	617	183.87	- 182.31	= 1.56	617 - 546=71
Cindy Gibbons	2919	21	139	169	178	136	483	141.75	- 139.00	= 2.75	483 - 417=66
John A. Cornett	2714	21	129	136	168	149	453	131.96	- 129.24	= 2.72	453 - 387=66
Allie E. Moore	6782	39	173	221	161	199	581	175.31	- 173.90	= 1.41	581 - 519=62
Karen L. Lopez	3068	36	85	120	78	106	304	86.46	- 85.22	= 1.24	304 - 255=49
Rich Hancock	6251	39	160	147	211	169	527	161.38	- 160.28	= 1.10	527 - 480=47
Chris M. Stockton	5593	42	133	120	126	190	436	133.98	- 133.17	= 0.81	436 - 399=37
Tyler J. Krotz	2577	42	61	62	74	81	217	62.09	- 61.36	= 0.73	217 - 183=34
Larry L. Lambrecht	6547	42	155	148	136	214	498	156.56	- 155.88	= 0.67	498 - 465=33
Craig A. Schutt	6842	42	162	149	193	176	518	163.56	- 162.90	= 0.65	518 - 486=32
Shelli Krotz	5850	42	139	172	107	168	447	139.93	- 139.29	= 0.65	447 - 417=30
Ashley K. Hancock	5905	42	140	174	145	130	449	141.20	- 140.60	= 0.60	449 - 420=29
Lindsay L. McLaughlin	4852	36	134	138	124	163	425	135.31	- 134.78	= 0.53	425 - 402=23
Kylie M. Wiemers	3529	42	84	80	77	117	274	84.51	- 84.02	= 0.49	274 - 252=22
Angie C. Hauserman	5342	42	127	114	137	148	399	127.58	- 127.19	= 0.39	399 - 381=18
Kim L. Hodges	4748	33	143	135	178	132	445	144.25	- 143.88	= 0.37	445 - 429=16
Kattie L. Johnson	5354	42	127	144	116	135	395	127.76	- 127.48	= 0.28	395 - 381=14
Shannon L. Mitchell	5530	42	131	125	154	124	403	131.84	- 131.67	= 0.18	403 - 393=10
Bob Schutt	4026	39	103	96	110	107	313	103.31	- 103.23	= 0.08	313 - 309=4
Nick Kidd	4336	24	180	179	175	186	540	180.59	- 180.67	= -0.07	540 - 540=0
Bryan L. Hodges	5058	30	168	153	145	205	503	168.52	- 168.60	= -0.08	503 - 504=-1
Keith D. Koupal	2696	21	128	102	149	130	381	128.21	- 128.38	= -0.17	381 - 384=-3
Trish R. Hancock	4901	39	125	115	119	132	366	125.40	- 125.67	= -0.26	366 - 375=-9
David D. Hibberd	6882	39	176	172	164	183	519	176.21	- 176.46	= -0.25	519 - 528=-9
John L. Baxter	1102	12	91	70	101	92	263	91.00	- 91.83	= -0.83	263 - 273=-10
Chris Flodine	5262	39	134	155	121	116	392	134.62	- 134.92	= -0.30	392 - 402=-10
Kira L. Hancock	5161	39	132	125	118	137	380	131.93	- 132.33	= -0.40	380 - 396=-16
Dani Krotz	6450	42	153	119	178	133	430	152.89	- 153.57	= -0.68	430 - 459=-29
Malcolm R. Durand	6555	42	156	129	177	132	438	155.40	- 156.07	= -0.67	438 - 468=-30
Richard L. Lopez	5588	36	155	122	160	153	435	154.44	- 155.22	= -0.79	435 - 465=-30
Allen S. Noltersmeier	5464	42	130	115	129	106	350	129.20	- 130.10	= -0.90	350 - 390=-40
Richard M. Serr	6566	39	168	154	139	153	446	166.95	- 168.36	= -1.41	446 - 504=-58

Town & Country 2022-23

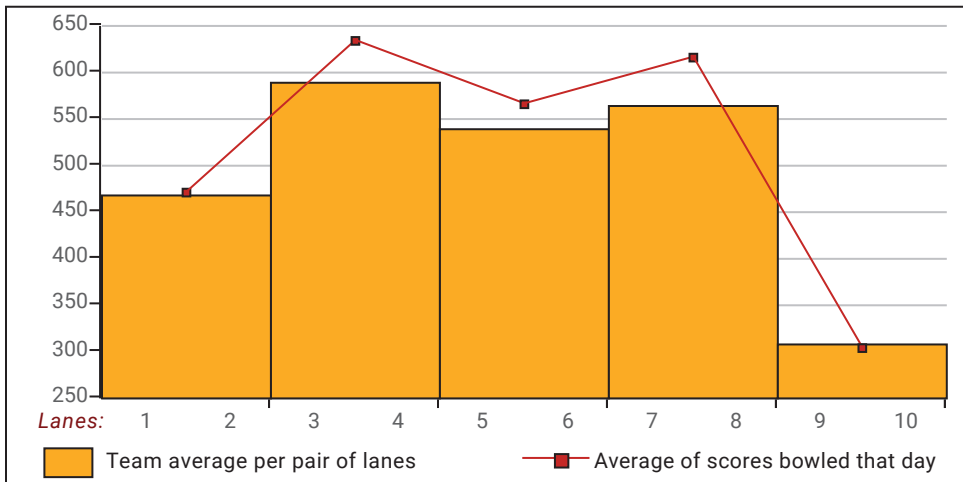
Big Apple Fun Center

This report is for scores bowled December 4 which is Week 15 of 31

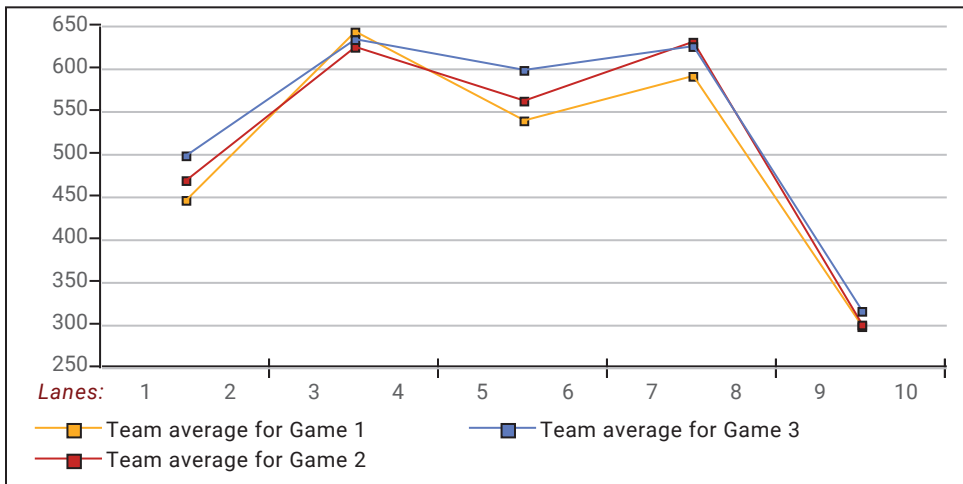
This Week's Statistics

	<u>Over All</u>	<u>Men</u>	<u>Women</u>
How many people bowled	36	21	15
Number of games bowled	108	63	45
Actual average of week's scores	143.83	147.89	138.16
How many games above average	59	36	23
How many games below average	49	27	22
Pins above/below average per game	6.64	6.27	7.16
How many people raised average	23	11	12
by this amount	1.51	2.27	0.81
How many people went down	13	10	3
by this amount	-0.52	-0.55	-0.45
League average before bowling	137.65	142.07	131.45
League average after bowling	138.42	143.00	132.01
Change in league average	0.77	0.93	0.56
800s	--	--	--
775s	--	--	--
750s	--	--	--
725s	--	--	--
700s	--	--	--
675s	--	--	--
650s	--	--	--
625s	--	--	--
600s	1	1	--
575s	2	1	1
550s	--	--	--
525s	3	3	--
500s	3	3	--
475s	2	1	1
450s	2	2	--
425s	9	3	6
400s	1	--	1
below 400	13	7	6
300s	--	--	--
275s	--	--	--
250s	--	--	--
225s	--	--	--
200s	9	8	1
175s	13	8	5
150s	22	15	7
125s	31	15	16
100s	22	9	13
below 100	11	8	3

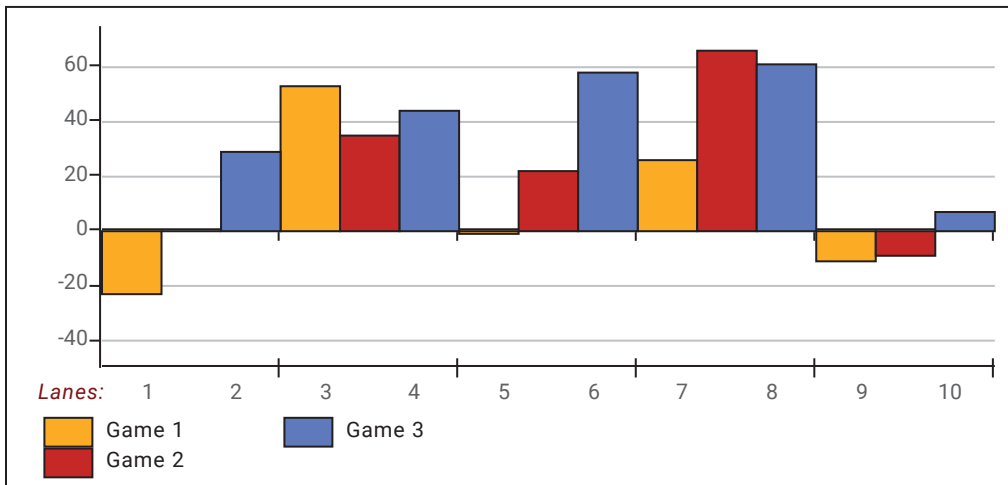
Team Average vs Avg of Scores



Average of Scores for Each Game

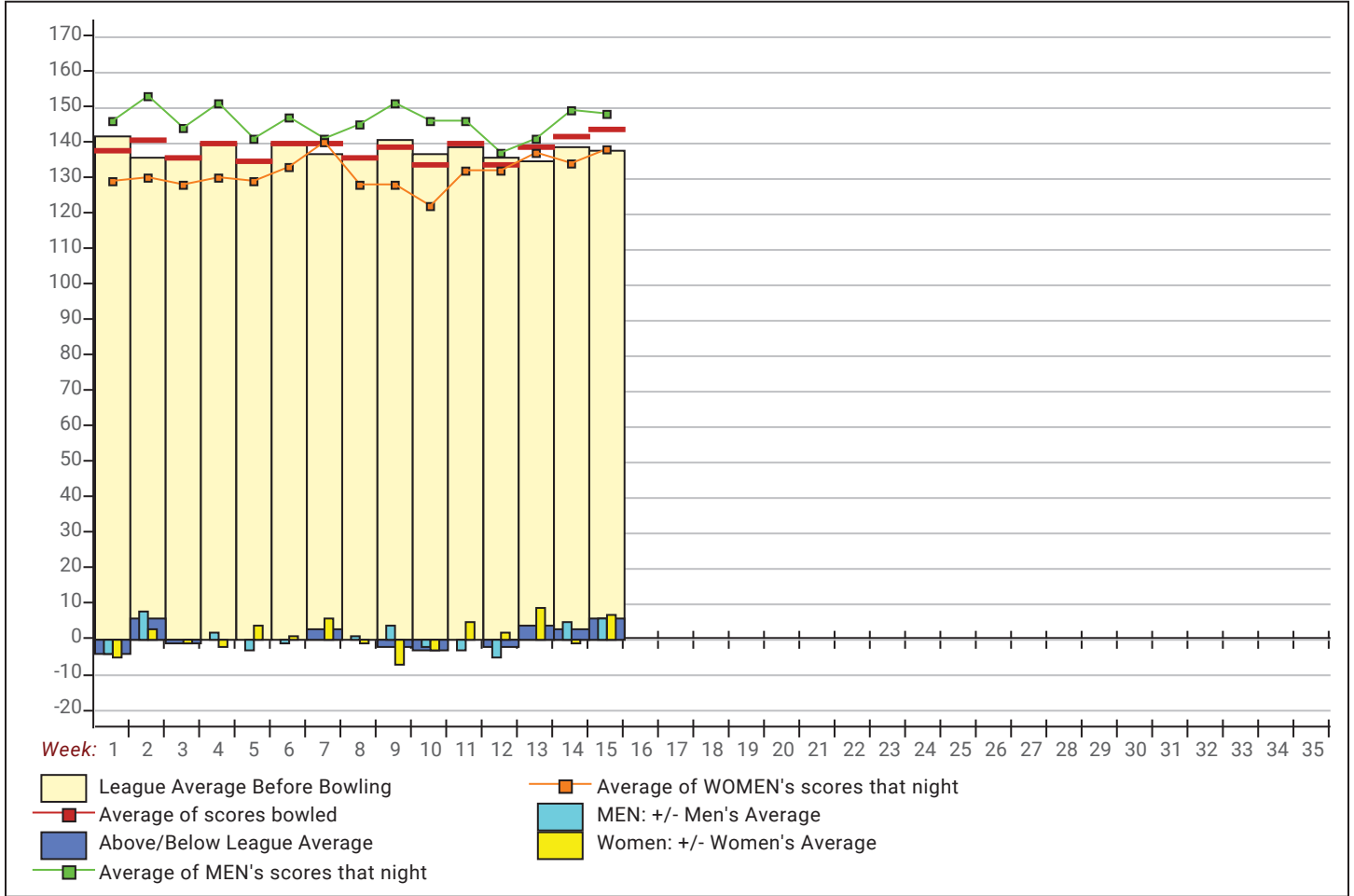


Amount Over/Under Team Average



This report is for scores bowled December 4 which is Week 15 of 31

League Average Week-by-Week



League Average Statistics for Last Week

	League	Right Hand	Left Hand	Men (Lft+Rt)	Women (Lft+Rt)
League Average Before Bowling	137.65	140.62	87.15	142.07	131.45
Average of scores bowled that night	143.83	146.00	107.00	147.89	138.16
New League Average After Bowling	138.42	141.36	88.55	143.00	132.01
Change in League Average	.77	.74	1.41	.93	.56
People Who Bowled Over Average	23	21	2	11	12
People Who Bowled Under Average	13	13		10	3
Average Amount of Series Over Avg	41.83	40.10	60.00	53.27	31.33
Average Amount of Series Under Avg	-18.85	-18.85		-19.10	-18.00
Difference Avg, NiteAvg	6.64	5.85	20.00	6.27	7.16
Number of Bowlers	36	34	2	21	15
Number of Games Bowled	108	102	6	63	45
People Who Raised Their Average	23	21	2	11	12
Raised By an Average of This Amount	1.51	1.52	1.41	2.27	.81
People Who Lowered Their Average	13	13		10	3
Lowered By an Average of This Amou	-.52	-.52		-.55	-.45
Number of Games Bowled Over Avera	59	55	4	36	23
Number of Games Bowled Under Avera	49	47	2	27	22

Note: Averages are based only on people who bowled.

Town & Country 2022-23

Big Apple Fun Center

Team Standings

Place	Team Name	Avg p/gm	Points Won	Points Lost	Year-To-Date WON	Y-T-D LOST
1	Spare Me	439	40	20	40	20
2	Cruizers	608	35	25	35	25
3	BarDee	502	35	25	35	25
4	Bat Split Crazy	586	33	27	33	27
5	The Wrecking Balls	477	33	27	33	27
6	Pin Seekers	580	32	28	32	28
7	Kidd's Korner	599	31 ½	28 ½	31 ½	28 ½
8	We Attempt	617	28	32	28	32
9	Lucky Strikes	573	25 ½	34 ½	25 ½	34 ½
10	Bye Team		7	53	7	53

*** Although not shown, standings are determined by points only for the current split

Last Week's Top Scores

	Scratch Game	Scratch Series	Handicap Game	Handicap Series
Men	220 Nick Stockton	617 John Krotz	273 David Gomez	708 Trevor Hibberd
	216 John Krotz	590 Nick Stockton	269 Larry Lambrecht	707 Nick Stockton
	214 Larry Lambrecht	540 Nick Kidd	265 Cody Johnson	703 Cody Johnson
	211 Rich Hancock	529 Cody Johnson	261 Rich Hancock	701 David Gomez
	207 Cody Johnson	527 Rich Hancock	259 Nick Stockton	701 John Krotz
	205 Bryan Hodges	519 David Hibberd	250 Trevor Hibberd	696 John Cornett
	193 Craig Schutt	518 Craig Schutt	249 John Cornett	677 Rich Hancock
	186 Nick Kidd	503 Bryan Hodges	247 Bryan Hodges	664 Tyler Krotz
	183 David Hibberd	498 Larry Lambrecht	244 John Krotz	663 Larry Lambrecht
	177 Malcolm Durand	453 John Cornett	241 Craig Schutt	662 Craig Schutt
Women	221 Allie Moore	581 Allie Moore	267 Chris Stockton	696 Cindy Gibbons
	190 Chris Stockton	483 Cindy Gibbons	258 Allie Moore	692 Allie Moore
	178 Kim Hodges	449 Ashley Hancock	249 Cindy Gibbons	679 Karen Lopez
	178 Cindy Gibbons	447 Shelli Krotz	245 Kim Hodges	667 Chris Stockton
	178 Dani Krotz	445 Kim Hodges	245 Karen Lopez	660 Shelli Krotz
	174 Ashley Hancock	436 Chris Stockton	244 Ashley Hancock	659 Ashley Hancock
	172 Shelli Krotz	430 Dani Krotz	243 Shelli Krotz	653 Lindsay McLaughlin
	163 Lindsay McLaughlin	425 Lindsay McLaughlin	243 Kylie Wiemers	652 Kylie Wiemers
	154 Shannon Mitchell	403 Shannon Mitchell	239 Lindsay McLaughlin	648 Angie Hauserman
	148 Angie Hauserman	399 Angie Hauserman	235 Dani Krotz	646 Kim Hodges

Local and Bowling Center Awards

Name	USBC ID Number	Award Average	Award Games	G1	G2	G3	Series	Award Score	Award Received
Cindy Gibbons	4132-135 USBC	139	21	169	178	136	483	178	175 Game (Local Assoc. Awards)
David M. Gomez	9726-4299 USBC	89	42	87	99	152	338	338	300 Series (Local Assoc. Awards)
	9726-4299 USBC	89	42	87	99	152	338	152	150 Game (Local Assoc. Awards)
Rich Hancock	1494-2387 USBC	160	39	147	211	169	527	211	200 Game (Local Assoc. Awards)
Cody W. Johnson	9726-4270 USBC	152	42	207	160	162	529	207	200 Game (Local Assoc. Awards)
Larry L. Lambrecht	8185-448 USBC	155	42	148	136	214	498	214	200 Game (Local Assoc. Awards)
Karen L. Lopez	4132-372 USBC	85	36	120	78	106	304	304	300 Series (Local Assoc. Awards)
	4132-372 USBC	85	36	120	78	106	304	120	120 Game (Local Assoc. Awards)
Chris M. Stockton	4132-955 USBC	133	42	120	126	190	436	190	175 Game (Local Assoc. Awards)

Town & Country 2022-23

Sunday 6:30 pm

Big Apple Fun Center

Lanes 1 - 10

President: John Krotz Vice President: Richard Lopez
Secretary/Treasurer: Trish Hancock

Team Standings

Place	Lane	#	Team Name	Points	Points	Team		Pins +	Scratch	High Scratch		High HDCP	
				Won	Lost	Avg	HDCP	HDCP	Pins	10	30	10	30
1	1	3	BarDee	45	15	514	326	76747	46207	636	1736	969	2765
2	2	9	We Attempt	39	21	625	215	75877	56392	739	2009	953	2651
3	4	7	Spare Me	36	24	443	397	76667	40109	551	1529	955	2718
4	3	1	Cruizers	35	25	621	219	76869	55935	742	2012	991	2751
5	5	8	The Wrecking Balls	34	26	505	335	76429	44677	686	1744	1030	2776
6	6	5	Bat Split Crazy	31	29	645	195	77055	55281	773	2171	986	2810
7	8	6	Kidd's Korner	26½	33½	570	270	75288	53736	703	2035	935	2678
8	7	2	Pin Seekers	26	34	578	262	76505	52715	728	1989	995	2724
9	9	4	Lucky Strikes	24½	35½	571	269	75529	50899	673	1941	941	2747
10	10	10	Bye Team	3	57	0	0	0	0	0	0	0	0

*** Although not shown, standings are determined by points only for the current split

Review of Last Week's Bowling.....

Lanes	Team Name	HDCP -1-	HDCP -2-	HDCP -3-	HDCP Total	Last Wk WON	Team Name	HDCP -1-	HDCP -2-	HDCP -3-	HDCP Total	Last Wk WON
1-2	BarDee	832	800	776	2408	4	<---> We Attempt	799	781	775	2355	0
3-4	Cruizers	782	868	811	2461	1	<---> Spare Me	849	855	875	2579	3
5-6	The Wrecking Balls	795	853	868	2516	1	<---> Bat Split Crazy	871	871	815	2557	3
7-8	Pin Seekers	811	904	785	2500	1	<---> Kidd's Korner	889	879	869	2637	3
9-10	Lucky Strikes	813	852	854	2519	4	<---> Bye Team	0	0	0	0	0

Lane Assignments

Wk31 04/16 (Playoff) Spare Me vs. BarDee

Last Week's Top Scores

Team Scratch Game		Team Scratch Series		Team Handicap Game		Team Handicap Series	
676	Bat Split Crazy	1972	Bat Split Crazy	904	Pin Seekers	2637	Kidd's Korner
650	Cruizers	1807	Cruizers	889	Kidd's Korner	2579	Spare Me
643	Pin Seekers	1728	Kidd's Korner	875	Spare Me	2557	Bat Split Crazy
588	We Attempt	1722	We Attempt	871	Bat Split Crazy	2519	Lucky Strikes
586	Kidd's Korner	1717	Pin Seekers	868	Cruizers	2516	The Wrecking Balls
585	Lucky Strikes	1712	Lucky Strikes	868	The Wrecking Balls	2500	Pin Seekers
533	The Wrecking Balls	1511	The Wrecking Balls	854	Lucky Strikes	2461	Cruizers
508	BarDee	1436	BarDee	832	BarDee	2408	BarDee
478	Spare Me	1388	Spare Me	799	We Attempt	2355	We Attempt
Scratch Game		Scratch Series		Handicap Game		Handicap Series	
Men	202 John Krotz	580	John Krotz	242	John Baxter	680	Keith Koupal
	194 David Hibberd	532	Craig Schutt	242	Craig Schutt	676	Craig Schutt
	194 Craig Schutt	530	David Hibberd	239	Richard Lopez	664	Richard Lopez
	188 Nick Stockton	525	Nick Stockton	239	Chris Flodine	661	John Krotz
	184 Richard Lopez	521	Bryan Hodges	237	Keith Koupal	659	Bryan Hodges
	182 Bryan Hodges	499	Richard Lopez	229	John Krotz	659	Chris Flodine
	179 Richard Serr	483	Cody Johnson	228	Bryan Hodges	657	John Baxter
	173 Cody Johnson	453	Richard Serr	225	Cody Johnson	639	Cody Johnson
	171 Larry Lambrecht	447	Larry Lambrecht	224	Richard Serr	625	Tyler Krotz
	163 Chris Flodine	431	Chris Flodine	221	Nick Stockton	624	Nick Stockton

Last Week's Top Scores - Continued

Women	216 Michelle Limbach	600 Michelle Limbach	253 Angie Hauserman	684 Michelle Limbach
	175 Dani Krotz	486 Dani Krotz	244 Michelle Limbach	679 Kira Hancock
	173 Angie Hauserman	465 Kim Hodges	240 Chris Stockton	665 Trish Hancock
	169 Kim Hodges	451 Kira Hancock	237 Lindsay McLaughlin	657 Kim Hodges
	166 Chris Stockton	417 Chris Stockton	234 Shannon Mitchell	649 Angie Hauserman
	163 Lindsay McLaughlin	416 Shelli Krotz	233 Trish Hancock	645 Dani Krotz
	157 Shelli Krotz	416 Lindsay McLaughlin	233 Kim Hodges	641 Tammy Koupal
	157 Shannon Mitchell	416 Trish Hancock	229 Tammy Koupal	639 Chris Stockton
	153 Kira Hancock	411 Cindy Gibbons	229 Kira Hancock	638 Lindsay McLaughlin
	150 Trish Hancock	409 Angie Hauserman	228 Dani Krotz	636 Kylie Wiemers

Season High Scores

<u>Team Scratch Game</u>	<u>Team Scratch Series</u>	<u>Team Handicap Game</u>	<u>Team Handicap Series</u>
773 Bat Split Crazy	2171 Bat Split Crazy	1030 The Wrecking Balls	2810 Bat Split Crazy
742 Cruizers	2035 Kidd's Korner	995 Pin Seekers	2776 The Wrecking Balls
739 We Attempt	2012 Cruizers	991 Cruizers	2765 BarDee
728 Pin Seekers	2009 We Attempt	986 Bat Split Crazy	2751 Cruizers
703 Kidd's Korner	1989 Pin Seekers	969 BarDee	2747 Lucky Strikes
686 The Wrecking Balls	1941 Lucky Strikes	955 Spare Me	2724 Pin Seekers
673 Lucky Strikes	1744 The Wrecking Balls	953 We Attempt	2718 Spare Me
636 BarDee	1736 BarDee	941 Lucky Strikes	2678 Kidd's Korner
551 Spare Me	1529 Spare Me	935 Kidd's Korner	2651 We Attempt

Bowlers must have completed a minimum of 45 games to be eligible for any league award.

	<u>Scratch Game</u>	<u>Scratch Series</u>	<u>Handicap Game</u>	<u>Handicap Series</u>
Men	296 Cody Johnson	750 David Hibberd	353 Cody Johnson	846 David Hibberd
	278 David Hibberd	666 John Krotz	310 David Hibberd	824 Cody Johnson
	248 Nick Stockton	653 Cody Johnson	289 Larry Lambrecht	777 John Krotz
	246 John Krotz	626 Nick Stockton	284 Nick Stockton	761 Malcolm Durand
	238 Larry Lambrecht	623 Rich Hancock	283 John Krotz	759 Larry Lambrecht
	230 Bryan Hodges	606 Larry Lambrecht	282 Malcolm Durand	758 Rich Hancock
	227 Malcolm Durand	596 Malcolm Durand	273 Bryan Hodges	749 Allen Noltersmeier
	224 Rich Hancock	584 Richard Serr	272 Chris Flodine	737 Richard Serr
	219 Richard Serr	579 Bryan Hodges	270 Rich Hancock	725 Nick Stockton
	213 Craig Schutt	548 Craig Schutt	269 John Cornett	717 Bryan Hodges
Women	226 Ashley Hancock	638 Allie Moore	295 Ashley Hancock	762 Kim Hodges
	224 Allie Moore	540 Kim Hodges	288 Shelli Krotz	755 Allie Moore
	222 Dani Krotz	538 Dani Krotz	285 Kim Hodges	732 Ashley Hancock
	217 Shelli Krotz	528 Ashley Hancock	276 Kira Hancock	730 Kattie Johnson
	211 Kim Hodges	503 Shelli Krotz	275 Dani Krotz	726 Kira Hancock
	195 Kira Hancock	484 Kattie Johnson	275 Karen Lopez	721 Karen Lopez
	190 Chris Stockton	483 Kira Hancock	267 Chris Stockton	716 Shelli Krotz
	182 Shannon Mitchell	469 Shannon Mitchell	266 Kattie Johnson	716 Shannon Mitchell
	181 Kattie Johnson	469 Lindsay McLaughlin	264 Trish Hancock	706 Kylie Wiemers
	180 Lindsay McLaughlin	469 Chris Stockton	262 Allie Moore	705 Chris Stockton

Team Rosters

1 - Cruizers

<u>Name</u>	<u>Avg</u>	<u>HDCP</u>	<u>Pins</u>	<u>Gms</u>	<u>High Game</u>	<u>High Sers</u>	<u>HDCP Game</u>	<u>HDCP Sers</u>	<u>Most Improved Avg +/-</u>	<u>To Raise Avg +1</u>	<u>To Drop Avg -1</u>	<u>Weekly Over Avg Series Avg +/-</u>
Trish R. Hancock	127	83	11101	87	178	431	264	687	125 +2.60	419	328	416 - 381=35
Shelli Krotz	145	65	13065	90	217	503	288	716	138 +7.17	513	419	416 - 435=-19
John Krotz	183	27	15989	87	246	666	283	777	180 +3.78	571	480	580 - 549=31
Rich Hancock	166	44	14480	87	224	623	270	758	162 +4.44	550	459	395 - 501=-106

2 - Pin Seekers

<u>Name</u>	<u>Avg</u>	<u>HDCP</u>	<u>Pins</u>	<u>Gms</u>	<u>High Game</u>	<u>High Sers</u>	<u>HDCP Game</u>	<u>HDCP Sers</u>	<u>Most Improved Avg +/-</u>	<u>To Raise Avg +1</u>	<u>To Drop Avg -1</u>	<u>Weekly Over Avg Series Avg +/-</u>
Chris M. Stockton	136	74	12321	90	190	469	267	705	135 +1.90	420	326	417 - 408=9
Shannon L. Mitchell	132	78	10758	81	182	469	260	716	128 +4.81	414	329	383 - 399=-16
John A. Cornett	133	77	8805	66	192	453	269	710	129 +4.41	441	371	392 - 399=-7
Nick J. Stockton	177	33	15959	90	248	626	284	725	170 +7.32	595	501	525 - 531=-6

Town & Country 2022-23

3 - BarDee

<u>Name</u>	<u>Avg</u>	<u>HDCP</u>	<u>Pins</u>	<u>Gms</u>	<u>High Game</u>	<u>High Sers</u>	<u>HDCP Game</u>	<u>HDCP Sers</u>	<u>Most Improved Avg +/-</u>	<u>To Raise Avg +1</u>	<u>To Drop Avg -1</u>	<u>Weekly Over Avg Series Avg +/-</u>
Allen S. Noltersmeier	129	81	11652	90	180	497	262	749	128 +1.47	438	344	336 - 390=-54
Kylie M. Wiemers	92	118	8301	90	137	349	256	706	79 +13.23	348	254	282 - 276=6
Malcolm R. Durand	157	53	14173	90	227	596	282	761	157 +0.48	521	427	402 - 474=-72
Lindsay L. McLaughlin	136	74	10223	75	180	469	253	703	141 -4.69	463	384	416 - 408=8

4 - Lucky Strikes

<u>Name</u>	<u>Avg</u>	<u>HDCP</u>	<u>Pins</u>	<u>Gms</u>	<u>High Game</u>	<u>High Sers</u>	<u>HDCP Game</u>	<u>HDCP Sers</u>	<u>Most Improved Avg +/-</u>	<u>To Raise Avg +1</u>	<u>To Drop Avg -1</u>	<u>Weekly Over Avg Series Avg +/-</u>
Angie C. Hauserman	130	80	11354	87	179	460	260	703	129 +1.51	436	345	409 - 390=19
Bob Schutt	102	108	8286	81	145	381	251	699	104 -1.70	366	281	270 - 306=-36
Allie E. Moore	177	33	12751	72	224	638	262	755	175 +2.10	599	523	
Craig A. Schutt	162	48	14659	90	213	548	258	695	163 -0.12	500	406	532 - 486=46

5 - Bat Split Crazy

<u>Name</u>	<u>Avg</u>	<u>HDCP</u>	<u>Pins</u>	<u>Gms</u>	<u>High Game</u>	<u>High Sers</u>	<u>HDCP Game</u>	<u>HDCP Sers</u>	<u>Most Improved Avg +/-</u>	<u>To Raise Avg +1</u>	<u>To Drop Avg -1</u>	<u>Weekly Over Avg Series Avg +/-</u>
Chris Flodine	134	76	11330	84	196	471	272	702	132 +2.88	415	327	431 - 402=29
Cindy Gibbons	145	65	6527	45	186	511	258	717	139 +6.04	481	432	411 - 435=-24
David D. Hibberd	183	27	15997	87	278	750	310	846	172 +11.87	563	472	530 - 552=-22
Michelle L. Limbach	183	27	11011	60	249	687	280	786	173 +10.52	581	517	600 - 546=54
Brooke A. Flodine	126	84	4952	39	180	469	269	742	126 +0.97	382	339	

6 - Kidd's Korner

<u>Name</u>	<u>Avg</u>	<u>HDCP</u>	<u>Pins</u>	<u>Gms</u>	<u>High Game</u>	<u>High Sers</u>	<u>HDCP Game</u>	<u>HDCP Sers</u>	<u>Most Improved Avg +/-</u>	<u>To Raise Avg +1</u>	<u>To Drop Avg -1</u>	<u>Weekly Over Avg Series Avg +/-</u>
Tammy Koupal	102	108	3379	33	153	369	259	687	105 -2.61	329	292	317 - 306=11
Kim L. Hodges	146	64	10553	72	211	540	285	762	146 +0.57	472	396	465 - 438=27
Justin M. Hodges	158	52	3800	24	233	570	266	667	159 -0.67	493	465	
Bryan L. Hodges	164	46	12346	75	230	579	273	717	170 -5.39	524	445	521 - 492=29
Keith D. Koupal	126	84	7225	57	174	425	259	680	128 -1.25	395	334	425 - 375=50
Jen Kidd	126	84	4176	33	158	419	246	682	128 -1.45	396	359	
Nick Kidd	183	27	10470	57	224	599	257	683	179 +4.68	570	509	

7 - Spare Me

<u>Name</u>	<u>Avg</u>	<u>HDCP</u>	<u>Pins</u>	<u>Gms</u>	<u>High Game</u>	<u>High Sers</u>	<u>HDCP Game</u>	<u>HDCP Sers</u>	<u>Most Improved Avg +/-</u>	<u>To Raise Avg +1</u>	<u>To Drop Avg -1</u>	<u>Weekly Over Avg Series Avg +/-</u>
Kira L. Hancock	134	76	11717	87	195	483	276	726	134 +0.68	433	342	451 - 402=49
Karen L. Lopez	91	119	7130	78	153	351	275	721	76 +15.41	322	240	254 - 273=-19
Tyler J. Krotz	63	147	5718	90	100	248	249	699	59 +4.53	234	140	184 - 189=-5
Richard L. Lopez	155	55	12603	81	196	521	251	689	155 +0.59	501	416	499 - 465=34

8 - The Wrecking Balls

<u>Name</u>	<u>Avg</u>	<u>HDCP</u>	<u>Pins</u>	<u>Gms</u>	<u>High Game</u>	<u>High Sers</u>	<u>HDCP Game</u>	<u>HDCP Sers</u>	<u>Most Improved Avg +/-</u>	<u>To Raise Avg +1</u>	<u>To Drop Avg -1</u>	<u>Weekly Over Avg Series Avg +/-</u>
Kattie L. Johnson	131	79	11802	90	181	484	266	730	128 +3.13	474	380	377 - 393=-16
Janet E. Anderson	121	89	5816	48	155	407	246	680	124 -2.83	406	354	339 - 363=-24
John L. Baxter	95	115	5459	57	142	354	259	705	92 +3.77	301	240	312 - 285=27
Cody W. Johnson	158	52	14282	90	296	653	353	824	154 +4.69	505	411	483 - 474=9

9 - We Attempt

<u>Name</u>	<u>Avg</u>	<u>HDCP</u>	<u>Pins</u>	<u>Gms</u>	<u>High Game</u>	<u>High Sers</u>	<u>HDCP Game</u>	<u>HDCP Sers</u>	<u>Most Improved Avg +/-</u>	<u>To Raise Avg +1</u>	<u>To Drop Avg -1</u>	<u>Weekly Over Avg Series Avg +/-</u>
Ashley K. Hancock	144	66	13041	90	226	528	295	732	143 +1.90	444	350	336 - 438=-102
Dani Krotz	157	53	14158	90	222	538	275	704	152 +5.31	536	442	486 - 471=15
Richard M. Serr	164	46	13836	84	219	584	264	737	171 -6.29	519	431	453 - 495=-42
Larry L. Lambrecht	160	50	14489	90	238	606	289	759	155 +5.99	484	390	447 - 483=-36

10 - Bye Team

Temporary Substitutes

 **Men**

Name	Avg	HDCP	Pins	Gms	High Game	High Sers	HDCP Game	HDCP Sers	Most Improved Avg +/-	To Raise Avg +1	To Drop Avg -1	Weekly Over Avg Series Avg +/-
Tim Adkins	163	47	489	3	175	489	222	630			495	488
David M. Gomez	94	116	4541	48	188	462	308	822	91 +3.60	304	252	
Trevor D. Hibberd	136	74	1232	9	164	450	250	708		412	399	
Kirk E. Kossman	182	28	1641	9	235	553	264	674		555	542	
Sean A. McBride	152	58	913	6	188	469	250	655		464	454	
Brad M. Olson	192	18	1152	6	233	623	236	632		585	575	
Travis J. Spence	112	98	338	3	128	338	226	632		340	333	

 **Women**

Name	Avg	HDCP	Pins	Gms	High Game	High Sers	HDCP Game	HDCP Sers	Most Improved Avg +/-	To Raise Avg +1	To Drop Avg -1	Weekly Over Avg Series Avg +/-
Beth A. Carr	122	88	366	3	163	366	251	630		372	365	
Kylie M. Furby	65	145	195	3	76	195	221	630		201	194	
Sheri J. Londer	126	84	1139	9	147	400	241	682		385	372	
Rebecca L. McPherson	198	12	1787	9	257	645	257	645		601	588	
Brooke L. Schelling	120	90	2522	21	145	407	231	632	120 +0.10	382	357	
Brenda J. Sonnenfeld	109	101	4930	45	149	386	249	689	112 -2.44	350	301	

Individual High Averages

Men	Women
183.87 David Hibberd	177.10 Allie Moore
183.78 John Krotz	157.31 Dani Krotz
177.32 Nick Stockton	146.57 Kim Hodges
166.44 Rich Hancock	145.17 Shelli Krotz
164.71 Richard Serr	144.90 Ashley Hancock
164.61 Bryan Hodges	136.90 Chris Stockton
162.88 Craig Schutt	136.31 Lindsay McLaughlin
160.99 Larry Lambrecht	134.68 Kira Hancock
158.69 Cody Johnson	132.81 Shannon Mitchell
157.48 Malcolm Durand	131.13 Kattie Johnson

Most Improved Average

Men 172 to 183.87 = +11.87 David Hibberd	170 to 177.32 = +7.32 Nick Stockton	155 to 160.99 = +5.99 Larry Lambrecht
154 to 158.69 = +4.69 Cody Johnson	59 to 63.53 = +4.53 Tyler Krotz	162 to 166.44 = +4.44 Rich Hancock
Women 76 to 91.41 = +15.41 Karen Lopez	79 to 92.23 = +13.23 Kylie Wiemers	138 to 145.17 = +7.17 Shelli Krotz
152 to 157.31 = +5.31 Dani Krotz	128 to 132.81 = +4.81 Shannon Mitchell	128 to 131.13 = +3.13 Kattie Johnson

Most Un-Improved Averages

Men 171 to 164.71 = -6.29 Richard Serr	170 to 164.61 = -5.39 Bryan Hodges	104 to 102.30 = -1.70 Bob Schutt
128 to 126.75 = -1.25 Keith Koupal	159 to 158.33 = -0.67 Justin Hodges	163 to 162.88 = -0.12 Craig Schutt
Women 141 to 136.31 = -4.69 Lindsay McLaugh	124 to 121.17 = -2.83 Janet Anderson	105 to 102.39 = -2.61 Tammy Koupal
112 to 109.56 = -2.44 Brenda Sonnenfel	128 to 126.55 = -1.45 Jen Kidd	120 to 120.10 = +0.10 Brooke Schelling

Town & Country 2022-23

Big Apple Fun Center

Reprint of Scores -- Week 30

Lane 1 3 - BarDee Week 30 4/2/2023

Name	Old	Old						HDCP
	Avg	HDCP	-1-	-2-	-3-	Total	Total	
Allen S. Noltersmeier	130	80	139	96	101	336	576	
Kylie M. Wiemers	92	118	81	98	103	282	636	
Malcolm R. Durand	158	52	125	150	127	402	558	
Lindsay L. McLaughlin	136	74	163	132	121	416	638	
			====	====	====	====	====	
Scratch Total			508	476	452	1436	1436	
Handicap			324	324	324		972	
Total			832	800	776	1436	2408	
Team Points Won			1.0	1.0	1.0	4.0	4.0	

Lane 2 9 - We Attempt Week 30 4/2/2023

Name	Old	Old						HDCP
	Avg	HDCP	-1-	-2-	-3-	Total	Total	
Ashley K. Hancock	146	64	99	121	116	336	528	
Dani Krotz	157	53	175	167	144	486	645	
Richard M. Serr	165	45	179	111	163	453	588	
Larry L. Lambrecht	161	49	135	171	141	447	594	
			====	====	====	====	====	
Scratch Total			588	570	564	1722	1722	
Handicap			211	211	211		633	
Total			799	781	775	1722	2355	
Team Points Won			0.0	0.0	0.0	0.0	0.0	

Lane 3 1 - Cruizers Week 30 4/2/2023

Name	Old	Old						HDCP
	Avg	HDCP	-1-	-2-	-3-	Total	Total	
Trish R. Hancock	127	83	136	130	150	416	665	
Shelli Krotz	145	65	118	157	141	416	611	
John Krotz	183	27	188	202	190	580	661	
Rich Hancock	167	43	122	161	112	395	524	
			====	====	====	====	====	
Scratch Total			564	650	593	1807	1807	
Handicap			218	218	218		654	
Total			782	868	811	1807	2461	
Team Points Won			0.0	1.0	0.0	1.0	1.0	

Lane 4 7 - Spare Me Week 30 4/2/2023

Name	Old	Old						HDCP
	Avg	HDCP	-1-	-2-	-3-	Total	Total	
Kira L. Hancock	134	76	145	153	153	451	679	
Karen L. Lopez	91	119	89	76	89	254	611	
Tyler J. Krotz	63	147	70	62	52	184	625	
Richard L. Lopez	155	55	148	167	184	499	664	
			====	====	====	====	====	
Scratch Total			452	458	478	1388	1388	
Handicap			397	397	397		1191	
Total			849	855	875	1388	2579	
Team Points Won			1.0	0.0	1.0	3.0	3.0	

Lane 5 8 - The Wrecking Balls Week 30 4/2/2023

Name	Old	Old						HDCP
	Avg	HDCP	-1-	-2-	-3-	Total	Total	
Kattie L. Johnson	131	79	92	144	141	377	614	
Janet E. Anderson	121	89	118	114	107	339	606	
John L. Baxter	95	115	98	87	127	312	657	
Cody W. Johnson	158	52	152	173	158	483	639	
			====	====	====	====	====	
Scratch Total			460	518	533	1511	1511	
Handicap			335	335	335		1005	
Total			795	853	868	1511	2516	
Team Points Won			0.0	0.0	1.0	1.0	1.0	

Lane 6 5 - Bat Split Crazy Week 30 4/2/2023

Name	Old	Old						HDCP
	Avg	HDCP	-1-	-2-	-3-	Total	Total	
Chris Flodine	134	76	163	122	146	431	659	
Cindy Gibbons	145	65	135	144	132	411	606	
Michelle L. Limbach	182	28	203	216	181	600	684	
David D. Hibberd	184	26	175	194	161	530	608	
			====	====	====	====	====	
Scratch Total			676	676	620	1972	1972	
Handicap			195	195	195		585	
Total			871	871	815	1972	2557	
Team Points Won			1.0	1.0	0.0	3.0	3.0	

Town & Country 2022-23

Lane 7 2 - Pin Seekers Week 30 4/2/2023

Name	Old Avg	Old HDCP	-1-	-2-	-3-	Total	HDCP Total
Chris M. Stockton	136	74	125	166	126	417	639
Shannon L. Mitchell	133	77	120	157	106	383	614
John A. Cornett	133	77	121	132	139	392	623
Nick J. Stockton	177	33	184	188	153	525	624
			====	====	====	====	====
Scratch Total			550	643	524	1717	1717
Handicap			261	261	261		783
Total			811	904	785	1717	2500
Team Points Won			0.0	1.0	0.0	1.0	1.0

Lane 8 6 - Kidd's Korner Week 30 4/2/2023

Name	Old Avg	Old HDCP	-1-	-2-	-3-	Total	HDCP Total
Tammy Koupal	102	108	121	109	87	317	641
Kim L. Hodges	146	64	146	150	169	465	657
Bryan L. Hodges	164	46	182	165	174	521	659
Keith D. Koupal	125	85	137	152	136	425	680
			====	====	====	====	====
Scratch Total			586	576	566	1728	1728
Handicap			303	303	303		909
Total			889	879	869	1728	2637
Team Points Won			1.0	0.0	1.0	3.0	3.0

Lane 9 4 - Lucky Strikes Week 30 4/2/2023

Name	Old Avg	Old HDCP	-1-	-2-	-3-	Total	HDCP Total
Angie C. Hauserman	130	80	113	173	123	409	649
Bob Schutt	102	108	92	77	101	270	594
Allie E. Moore	177	33	a167	a167	a167	501	600
Craig A. Schutt	162	48	172	166	194	532	676
			====	====	====	====	====
Scratch Total			544	583	585	1712	1712
Handicap			269	269	269		807
Total			813	852	854	1712	2519
Team Points Won			1.0	1.0	1.0	4.0	4.0

Lane 10 10 - Bye Team Week 30 4/2/2023

Name	Old Avg	Old HDCP	-1-	-2-	-3-	Total	HDCP Total
<i>No one bowled</i>							

Town & Country 2022-23

Big Apple Fun Center

* Bowlers listed must have a minimum of 1 games.

Change in Average

Name	-----Old-----		Old Avg	---Average Change---			Total	---Average Change---			Weekly Over Avg Series Avg +/-
	Pins	Games		-1-	-2-	-3-		New - Old ---> +/-			
Tim Adkins	489	3	163				0	163.00	- 163.00	= 0.00	
Janet E. Anderson	5477	45	121	118	114	107	339	121.17	- 121.71	= -0.54	339 - 363=-24
John L. Baxter	5147	54	95	98	87	127	312	95.77	- 95.31	= 0.46	312 - 285=27
Beth A. Carr	366	3	122				0	122.00	- 122.00	= 0.00	
John A. Cornett	8413	63	133	121	132	139	392	133.41	- 133.54	= -0.13	392 - 399=-7
Malcolm R. Durand	13771	87	158	125	150	127	402	157.48	- 158.29	= -0.81	402 - 474=-72
Brooke A. Flodine	4952	39	126				0	126.97	- 126.97	= 0.00	
Chris Flodine	10899	81	134	163	122	146	431	134.88	- 134.56	= 0.33	431 - 402=29
Kylie M. Furby	195	3	65				0	65.00	- 65.00	= 0.00	
Cindy Gibbons	6116	42	145	135	144	132	411	145.04	- 145.62	= -0.57	411 - 435=-24
David M. Gomez	4541	48	94				0	94.60	- 94.60	= 0.00	
Ashley K. Hancock	12705	87	146	99	121	116	336	144.90	- 146.03	= -1.13	336 - 438=-102
Kira L. Hancock	11266	84	134	145	153	153	451	134.68	- 134.12	= 0.56	451 - 402=49
Rich Hancock	14085	84	167	122	161	112	395	166.44	- 167.68	= -1.24	395 - 501=-106
Trish R. Hancock	10685	84	127	136	130	150	416	127.60	- 127.20	= 0.40	416 - 381=35
Angie C. Hauserman	10945	84	130	113	173	123	409	130.51	- 130.30	= 0.21	409 - 390=19
David D. Hibberd	15467	84	184	175	194	161	530	183.87	- 184.13	= -0.26	530 - 552=-22
Trevor D. Hibberd	1232	9	136				0	136.89	- 136.89	= 0.00	
Bryan L. Hodges	11825	72	164	182	165	174	521	164.61	- 164.24	= 0.38	521 - 492=29
Justin M. Hodges	3800	24	158				0	158.33	- 158.33	= 0.00	
Kim L. Hodges	10088	69	146	146	150	169	465	146.57	- 146.20	= 0.37	465 - 438=27
Cody W. Johnson	13799	87	158	152	173	158	483	158.69	- 158.61	= 0.08	483 - 474=9
Kattie L. Johnson	11425	87	131	92	144	141	377	131.13	- 131.32	= -0.19	377 - 393=-16
Jen Kidd	4176	33	126				0	126.55	- 126.55	= 0.00	
Nick Kidd	10470	57	183				0	183.68	- 183.68	= 0.00	
Kirk E. Kossman	1641	9	182				0	182.33	- 182.33	= 0.00	
Keith D. Koupal	6800	54	125	137	152	136	425	126.75	- 125.93	= 0.83	425 - 375=50
Tammy Koupal	3062	30	102	121	109	87	317	102.39	- 102.07	= 0.33	317 - 306=11
Dani Krotz	13672	87	157	175	167	144	486	157.31	- 157.15	= 0.16	486 - 471=15
John Krotz	15409	84	183	188	202	190	580	183.78	- 183.44	= 0.34	580 - 549=31
Shelli Krotz	12649	87	145	118	157	141	416	145.17	- 145.39	= -0.22	416 - 435=-19
Tyler J. Krotz	5534	87	63	70	62	52	184	63.53	- 63.61	= -0.08	184 - 189=-5
Larry L. Lambrecht	14042	87	161	135	171	141	447	160.99	- 161.40	= -0.41	447 - 483=-36
Michelle L. Limbach	10411	57	182	203	216	181	600	183.52	- 182.65	= 0.87	600 - 546=54
Sheri J. Londer	1139	9	126				0	126.56	- 126.56	= 0.00	
Karen L. Lopez	6876	75	91	89	76	89	254	91.41	- 91.68	= -0.27	254 - 273=-19
Richard L. Lopez	12104	78	155	148	167	184	499	155.59	- 155.18	= 0.41	499 - 465=34

Town & Country 2022-23

Name	-----Old-----		Old					---Average Change---			Weekly Over Avg
	Pins	Games	Avg	-1-	-2-	-3-	Total	New - Old	---> +/-	Series Avg +/-	
Sean A. McBride	913	6	152				0	152.17 - 152.17	= 0.00		
Lindsay L. McLaughlin	9807	72	136	163	132	121	416	136.31 - 136.21	= 0.10	416 - 408=8	
Rebecca L. McPherson	1787	9	198				0	198.56 - 198.56	= 0.00		
Shannon L. Mitchell	10375	78	133	120	157	106	383	132.81 - 133.01	= -0.20	383 - 399=-16	
Allie E. Moore	12751	72	177	a167	a167	a167	501	177.10 - 177.10	= 0.00		
Allen S. Noltersmeier	11316	87	130	139	96	101	336	129.47 - 130.07	= -0.60	336 - 390=-54	
Brad M. Olson	1152	6	192				0	192.00 - 192.00	= 0.00		
Brooke L. Schelling	2522	21	120				0	120.10 - 120.10	= 0.00		
Bob Schutt	8016	78	102	92	77	101	270	102.30 - 102.77	= -0.47	270 - 306=-36	
Craig A. Schutt	14127	87	162	172	166	194	532	162.88 - 162.38	= 0.50	532 - 486=46	
Richard M. Serr	13383	81	165	179	111	163	453	164.71 - 165.22	= -0.51	453 - 495=-42	
Brenda J. Sonnenfeld	4930	45	109				0	109.56 - 109.56	= 0.00		
Travis J. Spence	338	3	112				0	112.67 - 112.67	= 0.00		
Chris M. Stockton	11904	87	136	125	166	126	417	136.90 - 136.83	= 0.07	417 - 408=9	
Nick J. Stockton	15434	87	177	184	188	153	525	177.32 - 177.40	= -0.08	525 - 531=-6	
Kylie M. Wiemers	8019	87	92	81	98	103	282	92.23 - 92.17	= 0.06	282 - 276=6	

Town & Country 2022-23

Big Apple Fun Center

* Bowlers listed must have a minimum of 1 games.

High Average Listing

	<u>Name</u>	<u>True Average</u>	<u>Pins</u>	<u>Gms</u>	<u>To Raise Avg +1</u>	<u>To Drop Avg -1</u>
1	Rebecca L. McPherson	198.56	1787	9	601	588
2	Brad M. Olson	192.00	1152	6	585	575
3	David D. Hibberd	183.87	15997	87	563	472
4	John Krotz	183.78	15989	87	571	480
5	Nick Kidd	183.68	10470	57	570	509
6	Michelle L. Limbach	183.52	11011	60	581	517
7	Kirk E. Kossman	182.33	1641	9	555	542
8	Nick J. Stockton	177.32	15959	90	595	501
9	Allie E. Moore	177.10	12751	72	599	523
10	Rich Hancock	166.44	14480	87	550	459
11	Richard M. Serr	164.71	13836	84	519	431
12	Bryan L. Hodges	164.61	12346	75	524	445
13	Tim Adkins	163.00	489	3	495	488
14	Craig A. Schutt	162.88	14659	90	500	406
15	Larry L. Lambrecht	160.99	14489	90	484	390
16	Cody W. Johnson	158.69	14282	90	505	411
17	Justin M. Hodges	158.33	3800	24	493	465
18	Malcolm R. Durand	157.48	14173	90	521	427
19	Dani Krotz	157.31	14158	90	536	442
20	Richard L. Lopez	155.59	12603	81	501	416
21	Sean A. McBride	152.17	913	6	464	454
22	Kim L. Hodges	146.57	10553	72	472	396
23	Shelli Krotz	145.17	13065	90	513	419
24	Cindy Gibbons	145.04	6527	45	481	432
25	Ashley K. Hancock	144.90	13041	90	444	350
26	Chris M. Stockton	136.90	12321	90	420	326
27	Trevor D. Hibberd	136.89	1232	9	412	399
28	Lindsay L. McLaughlin	136.31	10223	75	463	384
29	Chris Flodine	134.88	11330	84	415	327
30	Kira L. Hancock	134.68	11717	87	433	342
31	John A. Cornett	133.41	8805	66	441	371
32	Shannon L. Mitchell	132.81	10758	81	414	329
33	Kattie L. Johnson	131.13	11802	90	474	380
34	Angie C. Hauserman	130.51	11354	87	436	345
35	Allen S. Noltersmeier	129.47	11652	90	438	344
36	Trish R. Hancock	127.60	11101	87	419	328
37	Brooke A. Flodine	126.97	4952	39	382	339
38	Keith D. Koupal	126.75	7225	57	395	334
39	Sheri J. Londer	126.56	1139	9	385	372
40	Jen Kidd	126.55	4176	33	396	359
41	Beth A. Carr	122.00	366	3	372	365
42	Janet E. Anderson	121.17	5816	48	406	354
43	Brooke L. Schelling	120.10	2522	21	382	357
44	Travis J. Spence	112.67	338	3	340	333
45	Brenda J. Sonnenfeld	109.56	4930	45	350	301
46	Tammy Koupal	102.39	3379	33	329	292
47	Bob Schutt	102.30	8286	81	366	281
48	John L. Baxter	95.77	5459	57	301	240

Town & Country 2022-23

	<u>Name</u>	<u>True Average</u>	<u>Pins</u>	<u>Gms</u>	<u>To Raise Avg +1</u>	<u>To Drop Avg -1</u>
49	David M. Gomez	94.60	4541	48	304	252
50	Kylie M. Wiemers	92.23	8301	90	348	254
51	Karen L. Lopez	91.41	7130	78	322	240
52	Kylie M. Furby	65.00	195	3	201	194
53	Tyler J. Krotz	63.53	5718	90	234	140

Town & Country 2022-23

Big Apple Fun Center

* Bowlers listed must have a minimum of 22 games.

Note: This report includes information through April 2 which is Week 30 of 31

Most Improved Averages

Name	True Average	Most Improved Avg	+/-	Name	True Average	Most Improved Avg	+/-
Karen L. Lopez	91.41	76	+15.41	Allie E. Moore	177.10	175	+2.10
Kylie M. Wiemers	92.23	79	+13.23	Chris M. Stockton	136.90	135	+1.90
David D. Hibberd	183.87	172	+11.87	Ashley K. Hancock	144.90	143	+1.90
Michelle L. Limbach	183.52	173	+10.52	Angie C. Hauserman	130.51	129	+1.51
Nick J. Stockton	177.32	170	+7.32	Allen S. Noltersmeier	129.47	128	+1.47
Shelli Krotz	145.17	138	+7.17	Brooke A. Flodine	126.97	126	+0.97
Cindy Gibbons	145.04	139	+6.04	Kira L. Hancock	134.68	134	+0.68
Larry L. Lambrecht	160.99	155	+5.99	Richard L. Lopez	155.59	155	+0.59
Dani Krotz	157.31	152	+5.31	Kim L. Hodges	146.57	146	+0.57
Shannon L. Mitchell	132.81	128	+4.81	Malcolm R. Durand	157.48	157	+0.48
Cody W. Johnson	158.69	154	+4.69	Craig A. Schutt	162.88	163	-0.12
Nick Kidd	183.68	179	+4.68	Justin M. Hodges	158.33	159	-0.67
Tyler J. Krotz	63.53	59	+4.53	Keith D. Koupal	126.75	128	-1.25
Rich Hancock	166.44	162	+4.44	Jen Kidd	126.55	128	-1.45
John A. Cornett	133.41	129	+4.41	Bob Schutt	102.30	104	-1.70
John Krotz	183.78	180	+3.78	Brenda J. Sonnenfeld	109.56	112	-2.44
John L. Baxter	95.77	92	+3.77	Tammy Koupal	102.39	105	-2.61
David M. Gomez	94.60	91	+3.60	Janet E. Anderson	121.17	124	-2.83
Kattie L. Johnson	131.13	128	+3.13	Lindsay L. McLaughlin	136.31	141	-4.69
Chris Flodine	134.88	132	+2.88	Bryan L. Hodges	164.61	170	-5.39
Trish R. Hancock	127.60	125	+2.60	Richard M. Serr	164.71	171	-6.29

Town & Country 2022-23

Big Apple Fun Center

* Bowlers listed must have a minimum of 1 games.

Most Pins Over Average

Name	-----Old-----		Old					---Average Change---			Weekly Over Avg
	Pins	Games	Avg	-1-	-2-	-3-	Total	New	Old	---> +/-	Series Avg +/-
Michelle L. Limbach	10411	57	182	203	216	181	600	183.52	- 182.65	= 0.87	600 - 546=54
Keith D. Koupal	6800	54	125	137	152	136	425	126.75	- 125.93	= 0.83	425 - 375=50
Kira L. Hancock	11266	84	134	145	153	153	451	134.68	- 134.12	= 0.56	451 - 402=49
Craig A. Schutt	14127	87	162	172	166	194	532	162.88	- 162.38	= 0.50	532 - 486=46
Trish R. Hancock	10685	84	127	136	130	150	416	127.60	- 127.20	= 0.40	416 - 381=35
Richard L. Lopez	12104	78	155	148	167	184	499	155.59	- 155.18	= 0.41	499 - 465=34
John Krotz	15409	84	183	188	202	190	580	183.78	- 183.44	= 0.34	580 - 549=31
Bryan L. Hodges	11825	72	164	182	165	174	521	164.61	- 164.24	= 0.38	521 - 492=29
Chris Flodine	10899	81	134	163	122	146	431	134.88	- 134.56	= 0.33	431 - 402=29
John L. Baxter	5147	54	95	98	87	127	312	95.77	- 95.31	= 0.46	312 - 285=27
Kim L. Hodges	10088	69	146	146	150	169	465	146.57	- 146.20	= 0.37	465 - 438=27
Angie C. Hauserman	10945	84	130	113	173	123	409	130.51	- 130.30	= 0.21	409 - 390=19
Dani Krotz	13672	87	157	175	167	144	486	157.31	- 157.15	= 0.16	486 - 471=15
Tammy Koupal	3062	30	102	121	109	87	317	102.39	- 102.07	= 0.33	317 - 306=11
Chris M. Stockton	11904	87	136	125	166	126	417	136.90	- 136.83	= 0.07	417 - 408=9
Cody W. Johnson	13799	87	158	152	173	158	483	158.69	- 158.61	= 0.08	483 - 474=9
Lindsay L. McLaughlin	9807	72	136	163	132	121	416	136.31	- 136.21	= 0.10	416 - 408=8
Kylie M. Wiemers	8019	87	92	81	98	103	282	92.23	- 92.17	= 0.06	282 - 276=6
Tyler J. Krotz	5534	87	63	70	62	52	184	63.53	- 63.61	= -0.08	184 - 189=-5
Nick J. Stockton	15434	87	177	184	188	153	525	177.32	- 177.40	= -0.08	525 - 531=-6
John A. Cornett	8413	63	133	121	132	139	392	133.41	- 133.54	= -0.13	392 - 399=-7
Shannon L. Mitchell	10375	78	133	120	157	106	383	132.81	- 133.01	= -0.20	383 - 399=-16
Kattie L. Johnson	11425	87	131	92	144	141	377	131.13	- 131.32	= -0.19	377 - 393=-16
Shelli Krotz	12649	87	145	118	157	141	416	145.17	- 145.39	= -0.22	416 - 435=-19
Karen L. Lopez	6876	75	91	89	76	89	254	91.41	- 91.68	= -0.27	254 - 273=-19
David D. Hibberd	15467	84	184	175	194	161	530	183.87	- 184.13	= -0.26	530 - 552=-22
Cindy Gibbons	6116	42	145	135	144	132	411	145.04	- 145.62	= -0.57	411 - 435=-24
Janet E. Anderson	5477	45	121	118	114	107	339	121.17	- 121.71	= -0.54	339 - 363=-24
Bob Schutt	8016	78	102	92	77	101	270	102.30	- 102.77	= -0.47	270 - 306=-36
Larry L. Lambrecht	14042	87	161	135	171	141	447	160.99	- 161.40	= -0.41	447 - 483=-36
Richard M. Serr	13383	81	165	179	111	163	453	164.71	- 165.22	= -0.51	453 - 495=-42
Allen S. Noltersmeier	11316	87	130	139	96	101	336	129.47	- 130.07	= -0.60	336 - 390=-54
Malcolm R. Durand	13771	87	158	125	150	127	402	157.48	- 158.29	= -0.81	402 - 474=-72
Ashley K. Hancock	12705	87	146	99	121	116	336	144.90	- 146.03	= -1.13	336 - 438=-102
Rich Hancock	14085	84	167	122	161	112	395	166.44	- 167.68	= -1.24	395 - 501=-106

Town & Country 2022-23

Big Apple Fun Center

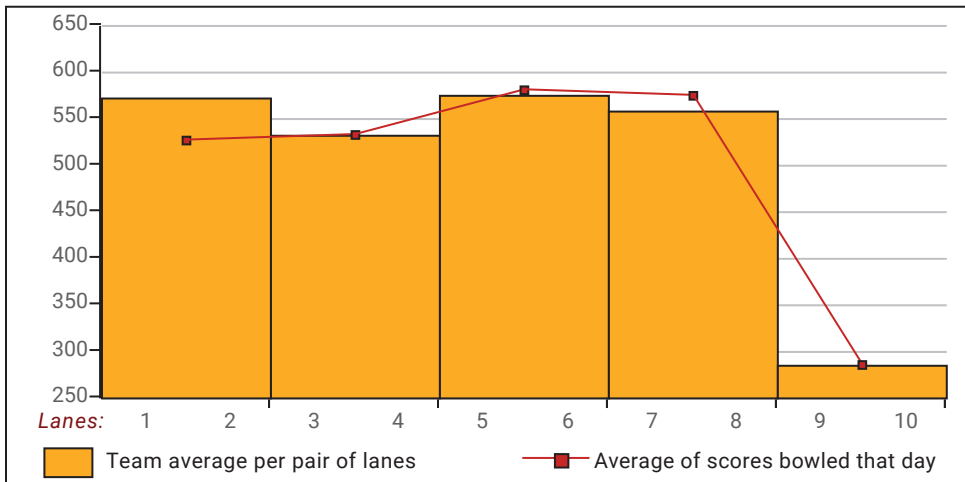
This report is for scores bowled April 2 which is Week 30 of 31

This Week's Statistics

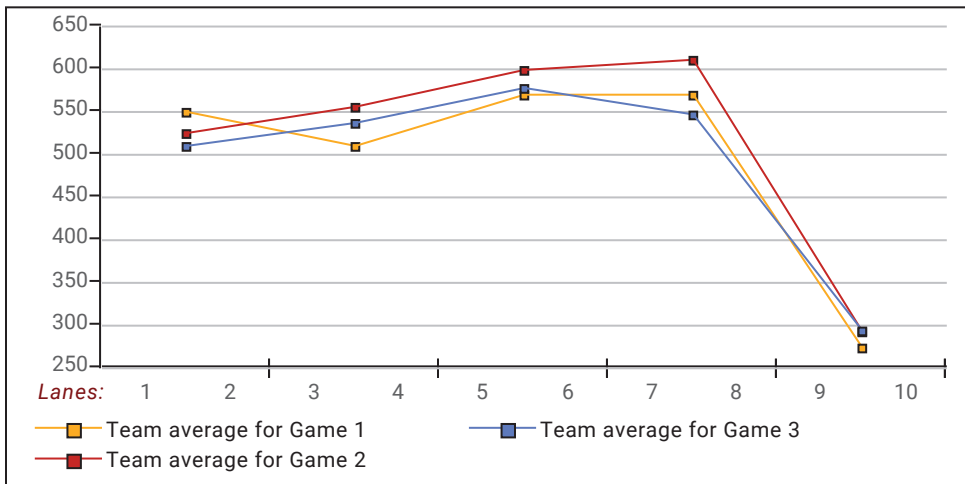
	Over All	Men	Women
How many people bowled	35	18	17
Number of games bowled	105	54	51
Actual average of week's scores	138.02	142.91	132.84
How many games above average	50	27	23
How many games below average	53	26	27
Pins above/below average per game	-1.12	-2.43	0.25
How many people raised average by this amount	18 0.36	8 0.42	10 0.31
How many people went down by this amount	17 -0.45	10 -0.46	7 -0.45
League average before bowling	139.53	145.76	132.92
League average after bowling	139.49	145.69	132.92
Change in league average	-0.04	-0.07	0.00
800s	--	--	--
775s	--	--	--
750s	--	--	--
725s	--	--	--
700s	--	--	--
675s	--	--	--
650s	--	--	--
625s	--	--	--
600s	1	--	1
575s	1	1	--
550s	--	--	--
525s	3	3	--
500s	1	1	--
475s	3	2	1
450s	3	1	2
425s	3	3	--
400s	7	1	6
below 400	13	6	7
300s	--	--	--
275s	--	--	--
250s	--	--	--
225s	--	--	--
200s	3	1	2
175s	12	10	2
150s	27	16	11
125s	26	12	14
100s	21	7	14
below 100	16	8	8

This report is for scores bowled April 2 which is Week 30 of 31

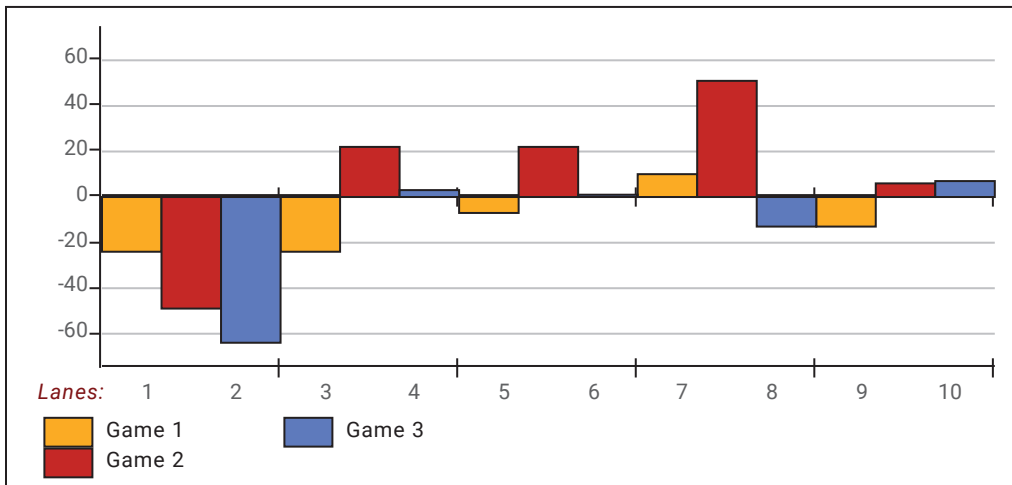
Team Average vs Avg of Scores



Average of Scores for Each Game

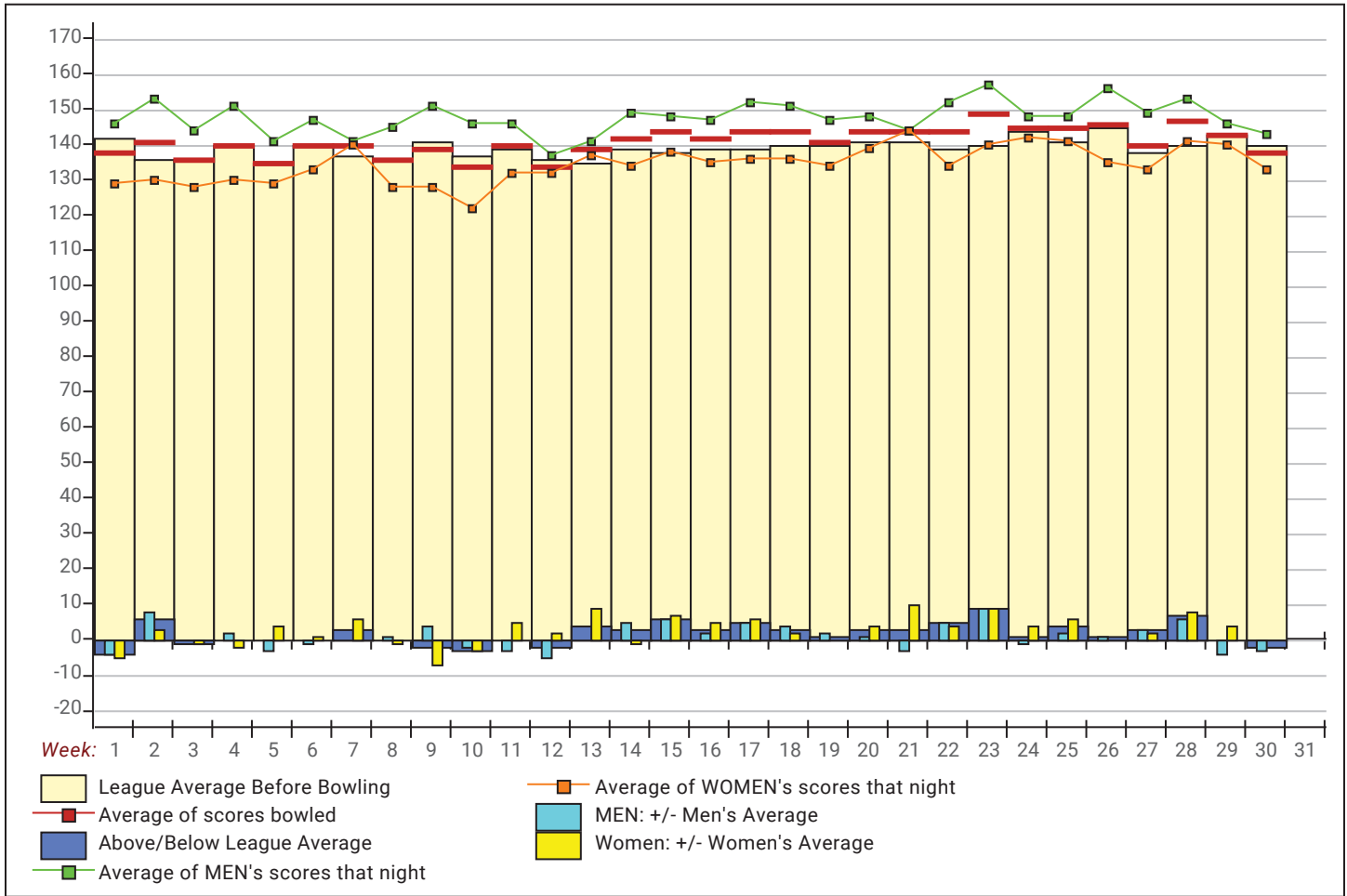


Amount Over/Under Team Average



This report is for scores bowled April 2 which is Week 30 of 31

League Average Week-by-Week



League Average Statistics for Last Week

	League	Right Hand	Left Hand	Men (Lft+Rt)	Women (Lft+Rt)
League Average Before Bowling	139.53	140.93	91.68	145.76	132.92
Average of scores bowled that night	138.02	139.59	84.67	142.91	132.84
New League Average After Bowling	139.49	140.90	91.41	145.69	132.92
Change in League Average	-.04	-.03	-.27	-.07	.00
People Who Bowled Over Average	18	18		8	10
People Who Bowled Under Average	17	16	1	10	7
Average Amount of Series Over Avg	27.11	27.11		31.88	23.30
Average Amount of Series Under Avg	-35.65	-36.69	-19.00	-38.60	-31.43
Difference Avg, NiteAvg	-1.12	-.97	-6.33	-2.43	.25
Number of Bowlers	35	34	1	18	17
Number of Games Bowled	105	102	3	54	51
People Who Raised Their Average	18	18		8	10
Raised By an Average of This Amount	.36	.36		.42	.31
People Who Lowered Their Average	17	16	1	10	7
Lowered By an Average of This Amou	-.45	-.47	-.27	-.46	-.45
Number of Games Bowled Over Avera	50	50		27	23
Number of Games Bowled Under Avera	53	50	3	26	27

Note: Averages are based only on people who bowled.

Town & Country 2022-23

Big Apple Fun Center

Team Standings

Place	Team Name	Avg p/gm	Points Won	Points Lost	Year-To-Date WON	Y-T-D LOST
1	BarDee	513	45	15	80	40
2	We Attempt	626	39	21	67	53
3	Spare Me	445	36	24	76	44
4	Cruizers	621	35	25	70	50
5	The Wrecking Balls	496	34	26	67	53
6	Bat Split Crazy	614	31	29	64	56
7	Kidd's Korner	597	26½	33½	58	62
8	Pin Seekers	585	26	34	58	62
9	Lucky Strikes	565	24½	35½	50	70
10	Bye Team		3	57	10	110

*** Although not shown, standings are determined by points only for the current split

Last Week's Top Scores

	Scratch Game	Scratch Series	Handicap Game	Handicap Series
Men	202 John Krotz	580 John Krotz	242 John Baxter	680 Keith Koupal
	194 David Hibberd	532 Craig Schutt	242 Craig Schutt	676 Craig Schutt
	194 Craig Schutt	530 David Hibberd	239 Richard Lopez	664 Richard Lopez
	188 Nick Stockton	525 Nick Stockton	239 Chris Flodine	661 John Krotz
	184 Richard Lopez	521 Bryan Hodges	237 Keith Koupal	659 Bryan Hodges
	182 Bryan Hodges	499 Richard Lopez	229 John Krotz	659 Chris Flodine
	179 Richard Serr	483 Cody Johnson	228 Bryan Hodges	657 John Baxter
	173 Cody Johnson	453 Richard Serr	225 Cody Johnson	639 Cody Johnson
	171 Larry Lambrecht	447 Larry Lambrecht	224 Richard Serr	625 Tyler Krotz
	163 Chris Flodine	431 Chris Flodine	221 Nick Stockton	624 Nick Stockton
Women	216 Michelle Limbach	600 Michelle Limbach	253 Angie Hauserman	684 Michelle Limbach
	175 Dani Krotz	486 Dani Krotz	244 Michelle Limbach	679 Kira Hancock
	173 Angie Hauserman	465 Kim Hodges	240 Chris Stockton	665 Trish Hancock
	169 Kim Hodges	451 Kira Hancock	237 Lindsay McLaughlin	657 Kim Hodges
	166 Chris Stockton	417 Chris Stockton	234 Shannon Mitchell	649 Angie Hauserman
	163 Lindsay McLaughlin	416 Shelli Krotz	233 Trish Hancock	645 Dani Krotz
	157 Shelli Krotz	416 Lindsay McLaughlin	233 Kim Hodges	641 Tammy Koupal
	157 Shannon Mitchell	416 Trish Hancock	229 Tammy Koupal	639 Chris Stockton
	153 Kira Hancock	411 Cindy Gibbons	229 Kira Hancock	638 Lindsay McLaughlin
	150 Trish Hancock	409 Angie Hauserman	228 Dani Krotz	636 Kylie Wiemers

Local and Bowling Center Awards

Name	USBC ID Number	Award Average	Award Games	G1	G2	G3	Series	Award Score	Award Received
John L. Baxter	9726-4269 USBC	95	54	98	87	127	312	127	125 Game (Local Assoc. Awards)

Town & Country 2022-23

Sunday 6:30 pm

Big Apple Fun Center

Lanes 1 - 2

President: John Krotz Vice President: Richard Lopez
Secretary/Treasurer: Trish Hancock

League Championship

Place	#	Team Name	Points	Points	Team		Pins +	Scratch	High Scratch		High HDCP	
			Won	Lost	Avg	HDCP	HDCP	Pins	10	30	10	30
1	7	Spare Me	4	0	444	396	79252	41503	551	1529	955	2718
2	3	BarDee	0	4	513	327	79204	47686	636	1736	969	2765

Review of Last Week's Bowling....

Lanes	Team Name	HDCP	HDCP	HDCP	HDCP	Last Wk	<-->	Team Name	HDCP	HDCP	HDCP	HDCP	Last Wk
		-1-	-2-	-3-	Total	WON			-1-	-2-	-3-	Total	WON
1-2	Spare Me	859	849	877	2585	4		BarDee	835	838	784	2457	0

Thanks for bowling! We hope you had a good time. See you next season!

Last Week's Top Scores

Team Scratch Game			Team Scratch Series			Team Handicap Game			Team Handicap Series		
512	BarDee		1479	BarDee		877	Spare Me		2585	Spare Me	
480	Spare Me		1394	Spare Me		838	BarDee		2457	BarDee	
Scratch Game			Scratch Series			Handicap Game			Handicap Series		
Men	184	Richard Lopez	481	Richard Lopez	239	Richard Lopez	652	Tyler Krotz			
	146	Malcolm Durand	404	Allen Noltersmeier	225	Allen Noltersmeier	647	Allen Noltersmeier			
	144	Allen Noltersmeier	383	Malcolm Durand	223	Tyler Krotz	646	Richard Lopez			
	76	Tyler Krotz	211	Tyler Krotz	199	Malcolm Durand	542	Malcolm Durand			
Women	162	Kira Hancock	444	Kira Hancock	238	Kira Hancock	672	Kira Hancock			
	156	Lindsay McLaughlin	406	Lindsay McLaughlin	230	Lindsay McLaughlin	640	Kylie Wiemers			
	101	Kylie Wiemers	286	Kylie Wiemers	219	Kylie Wiemers	628	Lindsay McLaughlin			
	98	Karen Lopez	258	Karen Lopez	217	Karen Lopez	615	Karen Lopez			

Season High Scores

Team Scratch Game			Team Scratch Series			Team Handicap Game			Team Handicap Series		
773	Bat Split Crazy		2171	Bat Split Crazy		1030	The Wrecking Balls		2810	Bat Split Crazy	
742	Cruizers		2035	Kidd's Korner		995	Pin Seekers		2776	The Wrecking Balls	
739	We Attempt		2012	Cruizers		991	Cruizers		2765	BarDee	
728	Pin Seekers		2009	We Attempt		986	Bat Split Crazy		2751	Cruizers	
703	Kidd's Korner		1989	Pin Seekers		969	BarDee		2747	Lucky Strikes	
686	The Wrecking Balls		1941	Lucky Strikes		955	Spare Me		2724	Pin Seekers	
673	Lucky Strikes		1744	The Wrecking Balls		953	We Attempt		2718	Spare Me	
636	BarDee		1736	BarDee		941	Lucky Strikes		2678	Kidd's Korner	
551	Spare Me		1529	Spare Me		935	Kidd's Korner		2651	We Attempt	
Scratch Game			Scratch Series			Handicap Game			Handicap Series		
Men	296	Cody Johnson	750	David Hibberd	353	Cody Johnson	846	David Hibberd			
	278	David Hibberd	666	John Krotz	310	David Hibberd	824	Cody Johnson			
	248	Nick Stockton	653	Cody Johnson	308	David Gomez	822	David Gomez			
	246	John Krotz	626	Nick Stockton	289	Larry Lambrecht	777	John Krotz			
	238	Larry Lambrecht	623	Rich Hancock	284	Nick Stockton	761	Malcolm Durand			
	230	Bryan Hodges	606	Larry Lambrecht	283	John Krotz	759	Larry Lambrecht			
	227	Malcolm Durand	599	Nick Kidd	282	Malcolm Durand	758	Rich Hancock			
	224	Rich Hancock	596	Malcolm Durand	273	Bryan Hodges	749	Allen Noltersmeier			
	224	Nick Kidd	584	Richard Serr	272	Chris Flodine	737	Richard Serr			
	219	Richard Serr	579	Bryan Hodges	270	Rich Hancock	725	Nick Stockton			

Season High Scores - Continued

Women	249	Michelle Limbach	687	Michelle Limbach	295	Ashley Hancock	786	Michelle Limbach
	226	Ashley Hancock	638	Allie Moore	288	Shelli Krotz	762	Kim Hodges
	224	Allie Moore	540	Kim Hodges	285	Kim Hodges	755	Allie Moore
	222	Dani Krotz	538	Dani Krotz	280	Michelle Limbach	732	Ashley Hancock
	217	Shelli Krotz	528	Ashley Hancock	276	Kira Hancock	730	Kattie Johnson
	211	Kim Hodges	511	Cindy Gibbons	275	Dani Krotz	726	Kira Hancock
	195	Kira Hancock	503	Shelli Krotz	275	Karen Lopez	721	Karen Lopez
	190	Chris Stockton	484	Kattie Johnson	267	Chris Stockton	717	Cindy Gibbons
	186	Cindy Gibbons	483	Kira Hancock	266	Kattie Johnson	716	Shelli Krotz
	182	Shannon Mitchell	469	Shannon Mitchell	264	Trish Hancock	716	Shannon Mitchell
			469	Lindsay McLaughlin				
			469	Chris Stockton				

Team Rosters

1 - Cruizers

Name	Avg	HDCP	Pins	Gms	High Game	High Sers	HDCP Game	HDCP Sers	Most Improved Avg +/-	To Raise Avg +1	To Drop Avg -1	Weekly Over Avg Series Avg +/-
Trish R. Hancock	127	83	11101	87	178	431	264	687	125 +2.60	419	328	
Shelli Krotz	145	65	13065	90	217	503	288	716	138 +7.17	513	419	
John Krotz	183	27	15989	87	246	666	283	777	180 +3.78	571	480	
Rich Hancock	166	44	14480	87	224	623	270	758	162 +4.44	550	459	

2 - Pin Seekers

Name	Avg	HDCP	Pins	Gms	High Game	High Sers	HDCP Game	HDCP Sers	Most Improved Avg +/-	To Raise Avg +1	To Drop Avg -1	Weekly Over Avg Series Avg +/-
Chris M. Stockton	136	74	12321	90	190	469	267	705	135 +1.90	420	326	
Shannon L. Mitchell	132	78	10758	81	182	469	260	716	128 +4.81	414	329	
John A. Cornett	133	77	8805	66	192	453	269	710	129 +4.41	441	371	
Nick J. Stockton	177	33	15959	90	248	626	284	725	170 +7.32	595	501	

3 - BarDee

Name	Avg	HDCP	Pins	Gms	High Game	High Sers	HDCP Game	HDCP Sers	Most Improved Avg +/-	To Raise Avg +1	To Drop Avg -1	Weekly Over Avg Series Avg +/-
Allen S. Noltersmeier	129	81	12056	93	180	497	262	749	128 +1.63	424	327	404 - 387=17
Kylie M. Wiemers	92	118	8587	93	137	349	256	706	79 +13.33	341	244	286 - 276=10
Malcolm R. Durand	156	54	14556	93	227	596	282	761	157 -0.48	516	419	383 - 471=-88
Lindsay L. McLaughlin	136	74	10629	78	180	469	253	703	141 -4.73	468	386	406 - 408=-2

4 - Lucky Strikes

Name	Avg	HDCP	Pins	Gms	High Game	High Sers	HDCP Game	HDCP Sers	Most Improved Avg +/-	To Raise Avg +1	To Drop Avg -1	Weekly Over Avg Series Avg +/-
Angie C. Hauserman	130	80	11354	87	179	460	260	703	129 +1.51	436	345	
Bob Schutt	102	108	8286	81	145	381	251	699	104 -1.70	366	281	
Allie E. Moore	177	33	12751	72	224	638	262	755	175 +2.10	599	523	
Craig A. Schutt	162	48	14659	90	213	548	258	695	163 -0.12	500	406	

5 - Bat Split Crazy

Name	Avg	HDCP	Pins	Gms	High Game	High Sers	HDCP Game	HDCP Sers	Most Improved Avg +/-	To Raise Avg +1	To Drop Avg -1	Weekly Over Avg Series Avg +/-
Chris Flodine	134	76	11330	84	196	471	272	702	132 +2.88	415	327	
Cindy Gibbons	145	65	6527	45	186	511	258	717	139 +6.04	481	432	
David D. Hibberd	183	27	15997	87	278	750	310	846	172 +11.87	563	472	
Michelle L. Limbach	183	27	11011	60	249	687	280	786	173 +10.52	581	517	
Brooke A. Flodine	126	84	4952	39	180	469	269	742	126 +0.97	382	339	

6 - Kidd's Korner

Name	Avg	HDCP	Pins	Gms	High Game	High Sers	HDCP Game	HDCP Sers	Most Improved Avg +/-	To Raise Avg +1	To Drop Avg -1	Weekly Over Avg Series Avg +/-
Tammy Koupal	102	108	3379	33	153	369	259	687	105 -2.61	329	292	
Kim L. Hodges	146	64	10553	72	211	540	285	762	146 +0.57	472	396	
Justin M. Hodges	158	52	3800	24	233	570	266	667	159 -0.67	493	465	
Bryan L. Hodges	164	46	12346	75	230	579	273	717	170 -5.39	524	445	
Keith D. Koupal	126	84	7225	57	174	425	259	680	128 -1.25	395	334	
Jen Kidd	126	84	4176	33	158	419	246	682	128 -1.45	396	359	
Nick Kidd	183	27	10470	57	224	599	257	683	179 +4.68	570	509	

Town & Country 2022-23

7 - Spare Me

<u>Name</u>	<u>Avg</u>	<u>HDCP</u>	<u>Pins</u>	<u>Gms</u>	<u>High Game</u>	<u>High Sers</u>	<u>HDCP Game</u>	<u>HDCP Sers</u>	<u>Most Improved Avg +/-</u>	<u>To Raise Avg +1</u>	<u>To Drop Avg -1</u>	<u>Weekly Over Avg Series Avg +/-</u>
Kira L. Hancock	135	75	12161	90	195	483	276	726	134 +1.12	487	393	444 - 402=42
Karen L. Lopez	91	119	7388	81	153	351	275	721	76 +15.21	340	255	258 - 273=-15
Tyler J. Krotz	63	147	5929	93	100	248	249	699	59 +4.75	215	118	211 - 189=22
Richard L. Lopez	155	55	13084	84	196	521	251	689	155 +0.76	488	400	481 - 465=16

8 - The Wrecking Balls

<u>Name</u>	<u>Avg</u>	<u>HDCP</u>	<u>Pins</u>	<u>Gms</u>	<u>High Game</u>	<u>High Sers</u>	<u>HDCP Game</u>	<u>HDCP Sers</u>	<u>Most Improved Avg +/-</u>	<u>To Raise Avg +1</u>	<u>To Drop Avg -1</u>	<u>Weekly Over Avg Series Avg +/-</u>
Kattie L. Johnson	131	79	11802	90	181	484	266	730	128 +3.13	474	380	
Janet E. Anderson	121	89	5816	48	155	407	246	680	124 -2.83	406	354	
John L. Baxter	95	115	5459	57	142	354	259	705	92 +3.77	301	240	
Cody W. Johnson	158	52	14282	90	296	653	353	824	154 +4.69	505	411	

9 - We Attempt

<u>Name</u>	<u>Avg</u>	<u>HDCP</u>	<u>Pins</u>	<u>Gms</u>	<u>High Game</u>	<u>High Sers</u>	<u>HDCP Game</u>	<u>HDCP Sers</u>	<u>Most Improved Avg +/-</u>	<u>To Raise Avg +1</u>	<u>To Drop Avg -1</u>	<u>Weekly Over Avg Series Avg +/-</u>
Ashley K. Hancock	144	66	13041	90	226	528	295	732	143 +1.90	444	350	
Dani Krotz	157	53	14158	90	222	538	275	704	152 +5.31	536	442	
Richard M. Serr	164	46	13836	84	219	584	264	737	171 -6.29	519	431	
Larry L. Lambrecht	160	50	14489	90	238	606	289	759	155 +5.99	484	390	

10 - Bye Team

Temporary Substitutes

Men

<u>Name</u>	<u>Avg</u>	<u>HDCP</u>	<u>Pins</u>	<u>Gms</u>	<u>High Game</u>	<u>High Sers</u>	<u>HDCP Game</u>	<u>HDCP Sers</u>	<u>Most Improved Avg +/-</u>	<u>To Raise Avg +1</u>	<u>To Drop Avg -1</u>	<u>Weekly Over Avg Series Avg +/-</u>
Tim Adkins	163	47	489	3	175	489	222	630		495	488	
David M. Gomez	94	116	4541	48	188	462	308	822	91 +3.60	304	252	
Trevor D. Hibberd	136	74	1232	9	164	450	250	708		412	399	
Kirk E. Kossman	182	28	1641	9	235	553	264	674		555	542	
Sean A. McBride	152	58	913	6	188	469	250	655		464	454	
Brad M. Olson	192	18	1152	6	233	623	236	632		585	575	
Travis J. Spence	112	98	338	3	128	338	226	632		340	333	

Women

<u>Name</u>	<u>Avg</u>	<u>HDCP</u>	<u>Pins</u>	<u>Gms</u>	<u>High Game</u>	<u>High Sers</u>	<u>HDCP Game</u>	<u>HDCP Sers</u>	<u>Most Improved Avg +/-</u>	<u>To Raise Avg +1</u>	<u>To Drop Avg -1</u>	<u>Weekly Over Avg Series Avg +/-</u>
Beth A. Carr	122	88	366	3	163	366	251	630		372	365	
Kylie M. Furby	65	145	195	3	76	195	221	630		201	194	
Sheri J. Londer	126	84	1139	9	147	400	241	682		385	372	
Rebecca L. McPherson	198	12	1787	9	257	645	257	645		601	588	
Brooke L. Schelling	120	90	2522	21	145	407	231	632	120 +0.10	382	357	
Brenda J. Sonnenfeld	109	101	4930	45	149	386	249	689	112 -2.44	350	301	

Individual High Averages

<u>Men</u>	<u>Avg</u>	<u>Name</u>	<u>Women</u>	<u>Avg</u>	<u>Name</u>
183.87	David Hibberd	183.52	Michelle Limbach		
183.78	John Krotz	177.10	Allie Moore		
183.68	Nick Kidd	157.31	Dani Krotz		
177.32	Nick Stockton	146.57	Kim Hodges		
166.44	Rich Hancock	145.17	Shelli Krotz		
164.71	Richard Serr	145.04	Cindy Gibbons		
164.61	Bryan Hodges	144.90	Ashley Hancock		
162.88	Craig Schutt	136.90	Chris Stockton		
160.99	Larry Lambrecht	136.27	Lindsay McLaughlin		
158.69	Cody Johnson	135.12	Kira Hancock		

Town & Country 2022-23

Big Apple Fun Center

Reprint of Scores -- League Championship

Lane 1 7 - Spare Me Week 31 4/16/2023							
Name	Old Avg	Old HDCP	-1-	-2-	-3-	Total	HDCP Total
Kira L. Hancock	134	76	149	133	162	444	672
Karen L. Lopez	91	119	68	92	98	258	615
Tyler J. Krotz	63	147	61	76	74	211	652
Richard L. Lopez	155	55	184	151	146	481	646
			====	====	====	====	====
Scratch Total			462	452	480	1394	1394
Handicap			397	397	397		1191
Total			859	849	877	1394	2585
Team Points Won			1.0	1.0	1.0	4.0	4.0

Lane 2 3 - BarDee Week 31 4/16/2023										
Name	Old Avg	Old HDCP	-1-	-2-	-3-	Total	HDCP Total			
Allen S. Noltersmeier	129	81	144	140	120	404	647			
Kylie M. Wiemers	92	118	95	101	90	286	640			
Malcolm R. Durand	157	53	114	146	123	383	542			
Lindsay L. McLaughlin	136	74	156	125	125	406	628			
			====	====	====	====	====			
Scratch Total			509	512	458	1479	1479			
Handicap			326	326	326		978			
Total			835	838	784	1479	2457			
Team Points Won			0.0	0.0	0.0	0.0	0.0			

Town & Country 2022-23

Big Apple Fun Center

* Bowlers listed must have a minimum of 1 games.

Change in Average

Name	-----Old-----		Old Avg	---Average Change---			Total	---Average Change---			Weekly Over Avg Series Avg +/-
	Pins	Games		-1-	-2-	-3-		New - Old ---> +/-			
Tim Adkins	489	3	163				0	163.00	- 163.00	=	0.00
Janet E. Anderson	5816	48	121				0	121.17	- 121.17	=	0.00
John L. Baxter	5459	57	95				0	95.77	- 95.77	=	0.00
Beth A. Carr	366	3	122				0	122.00	- 122.00	=	0.00
John A. Cornett	8805	66	133				0	133.41	- 133.41	=	0.00
Malcolm R. Durand	14173	90	157	114	146	123	383	156.52	- 157.48	=	-0.96
Brooke A. Flodine	4952	39	126				0	126.97	- 126.97	=	0.00
Chris Flodine	11330	84	134				0	134.88	- 134.88	=	0.00
Kylie M. Furby	195	3	65				0	65.00	- 65.00	=	0.00
Cindy Gibbons	6527	45	145				0	145.04	- 145.04	=	0.00
David M. Gomez	4541	48	94				0	94.60	- 94.60	=	0.00
Ashley K. Hancock	13041	90	144				0	144.90	- 144.90	=	0.00
Kira L. Hancock	11717	87	134	149	133	162	444	135.12	- 134.68	=	0.44
Rich Hancock	14480	87	166				0	166.44	- 166.44	=	0.00
Trish R. Hancock	11101	87	127				0	127.60	- 127.60	=	0.00
Angie C. Hauserman	11354	87	130				0	130.51	- 130.51	=	0.00
David D. Hibberd	15997	87	183				0	183.87	- 183.87	=	0.00
Trevor D. Hibberd	1232	9	136				0	136.89	- 136.89	=	0.00
Bryan L. Hodges	12346	75	164				0	164.61	- 164.61	=	0.00
Justin M. Hodges	3800	24	158				0	158.33	- 158.33	=	0.00
Kim L. Hodges	10553	72	146				0	146.57	- 146.57	=	0.00
Cody W. Johnson	14282	90	158				0	158.69	- 158.69	=	0.00
Kattie L. Johnson	11802	90	131				0	131.13	- 131.13	=	0.00
Jen Kidd	4176	33	126				0	126.55	- 126.55	=	0.00
Nick Kidd	10470	57	183				0	183.68	- 183.68	=	0.00
Kirk E. Kossman	1641	9	182				0	182.33	- 182.33	=	0.00
Keith D. Koupal	7225	57	126				0	126.75	- 126.75	=	0.00
Tammy Koupal	3379	33	102				0	102.39	- 102.39	=	0.00
Dani Krotz	14158	90	157				0	157.31	- 157.31	=	0.00
John Krotz	15989	87	183				0	183.78	- 183.78	=	0.00
Shelli Krotz	13065	90	145				0	145.17	- 145.17	=	0.00
Tyler J. Krotz	5718	90	63	61	76	74	211	63.75	- 63.53	=	0.22
Larry L. Lambrecht	14489	90	160				0	160.99	- 160.99	=	0.00
Michelle L. Limbach	11011	60	183				0	183.52	- 183.52	=	0.00
Sheri J. Londer	1139	9	126				0	126.56	- 126.56	=	0.00
Karen L. Lopez	7130	78	91	68	92	98	258	91.21	- 91.41	=	-0.20
Richard L. Lopez	12603	81	155	184	151	146	481	155.76	- 155.59	=	0.17

Town & Country 2022-23

Name	-----Old-----		Old Avg				Total	---Average Change---			Weekly Over Avg Series Avg +/-
	Pins	Games		-1-	-2-	-3-		New - Old	---> +/-		
Sean A. McBride	913	6	152				0	152.17	- 152.17	= 0.00	
Lindsay L. McLaughlin	10223	75	136	156	125	125	406	136.27	- 136.31	= -0.04	406 - 408=-2
Rebecca L. McPherson	1787	9	198				0	198.56	- 198.56	= 0.00	
Shannon L. Mitchell	10758	81	132				0	132.81	- 132.81	= 0.00	
Allie E. Moore	12751	72	177				0	177.10	- 177.10	= 0.00	
Allen S. Noltersmeier	11652	90	129	144	140	120	404	129.63	- 129.47	= 0.17	404 - 387=17
Brad M. Olson	1152	6	192				0	192.00	- 192.00	= 0.00	
Brooke L. Schelling	2522	21	120				0	120.10	- 120.10	= 0.00	
Bob Schutt	8286	81	102				0	102.30	- 102.30	= 0.00	
Craig A. Schutt	14659	90	162				0	162.88	- 162.88	= 0.00	
Richard M. Serr	13836	84	164				0	164.71	- 164.71	= 0.00	
Brenda J. Sonnenfeld	4930	45	109				0	109.56	- 109.56	= 0.00	
Travis J. Spence	338	3	112				0	112.67	- 112.67	= 0.00	
Chris M. Stockton	12321	90	136				0	136.90	- 136.90	= 0.00	
Nick J. Stockton	15959	90	177				0	177.32	- 177.32	= 0.00	
Kylie M. Wiemers	8301	90	92	95	101	90	286	92.33	- 92.23	= 0.10	286 - 276=10

Town & Country 2022-23

Big Apple Fun Center

* Bowlers listed must have a minimum of 1 games.

High Average Listing

	<u>Name</u>	<u>True Average</u>	<u>Pins</u>	<u>Gms</u>	<u>To Raise Avg +1</u>	<u>To Drop Avg -1</u>
1	Rebecca L. McPherson	198.56	1787	9	601	588
2	Brad M. Olson	192.00	1152	6	585	575
3	David D. Hibberd	183.87	15997	87	563	472
4	John Krotz	183.78	15989	87	571	480
5	Nick Kidd	183.68	10470	57	570	509
6	Michelle L. Limbach	183.52	11011	60	581	517
7	Kirk E. Kossman	182.33	1641	9	555	542
8	Nick J. Stockton	177.32	15959	90	595	501
9	Allie E. Moore	177.10	12751	72	599	523
10	Rich Hancock	166.44	14480	87	550	459
11	Richard M. Serr	164.71	13836	84	519	431
12	Bryan L. Hodges	164.61	12346	75	524	445
13	Tim Adkins	163.00	489	3	495	488
14	Craig A. Schutt	162.88	14659	90	500	406
15	Larry L. Lambrecht	160.99	14489	90	484	390
16	Cody W. Johnson	158.69	14282	90	505	411
17	Justin M. Hodges	158.33	3800	24	493	465
18	Dani Krotz	157.31	14158	90	536	442
19	Malcolm R. Durand	156.52	14556	93	516	419
20	Richard L. Lopez	155.76	13084	84	488	400
21	Sean A. McBride	152.17	913	6	464	454
22	Kim L. Hodges	146.57	10553	72	472	396
23	Shelli Krotz	145.17	13065	90	513	419
24	Cindy Gibbons	145.04	6527	45	481	432
25	Ashley K. Hancock	144.90	13041	90	444	350
26	Chris M. Stockton	136.90	12321	90	420	326
27	Trevor D. Hibberd	136.89	1232	9	412	399
28	Lindsay L. McLaughlin	136.27	10629	78	468	386
29	Kira L. Hancock	135.12	12161	90	487	393
30	Chris Flodine	134.88	11330	84	415	327
31	John A. Cornett	133.41	8805	66	441	371
32	Shannon L. Mitchell	132.81	10758	81	414	329
33	Kattie L. Johnson	131.13	11802	90	474	380
34	Angie C. Hauserman	130.51	11354	87	436	345
35	Allen S. Noltersmeier	129.63	12056	93	424	327
36	Trish R. Hancock	127.60	11101	87	419	328
37	Brooke A. Flodine	126.97	4952	39	382	339
38	Keith D. Koupal	126.75	7225	57	395	334
39	Sheri J. Londer	126.56	1139	9	385	372
40	Jen Kidd	126.55	4176	33	396	359
41	Beth A. Carr	122.00	366	3	372	365
42	Janet E. Anderson	121.17	5816	48	406	354
43	Brooke L. Schelling	120.10	2522	21	382	357
44	Travis J. Spence	112.67	338	3	340	333
45	Brenda J. Sonnenfeld	109.56	4930	45	350	301
46	Tammy Koupal	102.39	3379	33	329	292
47	Bob Schutt	102.30	8286	81	366	281
48	John L. Baxter	95.77	5459	57	301	240

Town & Country 2022-23

	<u>Name</u>	<u>True Average</u>	<u>Pins</u>	<u>Gms</u>	<u>To Raise Avg +1</u>	<u>To Drop Avg -1</u>
49	David M. Gomez	94.60	4541	48	304	252
50	Kylie M. Wiemers	92.33	8587	93	341	244
51	Karen L. Lopez	91.21	7388	81	340	255
52	Kylie M. Furby	65.00	195	3	201	194
53	Tyler J. Krotz	63.75	5929	93	215	118

Town & Country 2022-23

Big Apple Fun Center

* Bowlers listed must have a minimum of 1 games.

Most Pins Over Average

Name	-----Old-----		Old				Total	---Average Change---			Weekly Over Avg
	Pins	Games	Avg	-1-	-2-	-3-		New - Old ---> +/-	Series Avg +/-		
Kira L. Hancock	11717	87	134	149	133	162	444	135.12	- 134.68	= 0.44	444 - 402=42
Tyler J. Krotz	5718	90	63	61	76	74	211	63.75	- 63.53	= 0.22	211 - 189=22
Allen S. Noltersmeier	11652	90	129	144	140	120	404	129.63	- 129.47	= 0.17	404 - 387=17
Richard L. Lopez	12603	81	155	184	151	146	481	155.76	- 155.59	= 0.17	481 - 465=16
Kylie M. Wiemers	8301	90	92	95	101	90	286	92.33	- 92.23	= 0.10	286 - 276=10
Lindsay L. McLaughlin	10223	75	136	156	125	125	406	136.27	- 136.31	= -0.04	406 - 408=-2
Karen L. Lopez	7130	78	91	68	92	98	258	91.21	- 91.41	= -0.20	258 - 273=-15
Malcolm R. Durand	14173	90	157	114	146	123	383	156.52	- 157.48	= -0.96	383 - 471=-88

Town & Country 2022-23

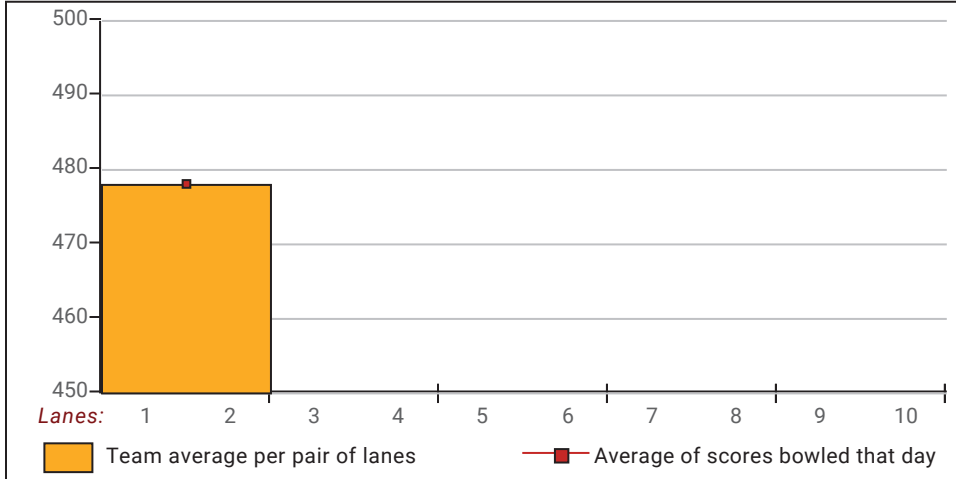
Big Apple Fun Center

This report is for scores bowled April 16 which is Week 31 of 31

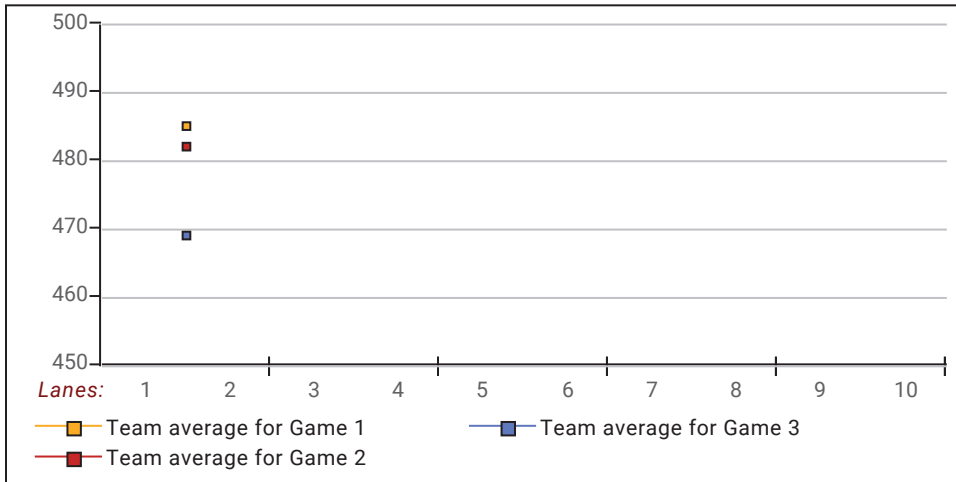
This Week's Statistics

	Over All	Men	Women
How many people bowled	8	4	4
Number of games bowled	24	12	12
Actual average of week's scores	119.71	123.25	116.17
How many games above average	12	5	7
How many games below average	12	7	5
Pins above/below average per game	0.08	-2.75	2.92
How many people raised average	5	3	2
by this amount	0.22	0.19	0.27
How many people went down	3	1	2
by this amount	-0.40	-0.96	-0.12
League average before bowling	120.09	126.52	113.66
League average after bowling	120.07	126.42	113.73
Change in league average	-0.01	-0.10	0.08
800s	--	--	--
775s	--	--	--
750s	--	--	--
725s	--	--	--
700s	--	--	--
675s	--	--	--
650s	--	--	--
625s	--	--	--
600s	--	--	--
575s	--	--	--
550s	--	--	--
525s	--	--	--
500s	--	--	--
475s	1	1	--
450s	--	--	--
425s	1	--	1
400s	2	1	1
below 400	4	2	2
300s	--	--	--
275s	--	--	--
250s	--	--	--
225s	--	--	--
200s	--	--	--
175s	1	1	--
150s	3	1	2
125s	8	4	4
100s	4	3	1
below 100	8	3	5

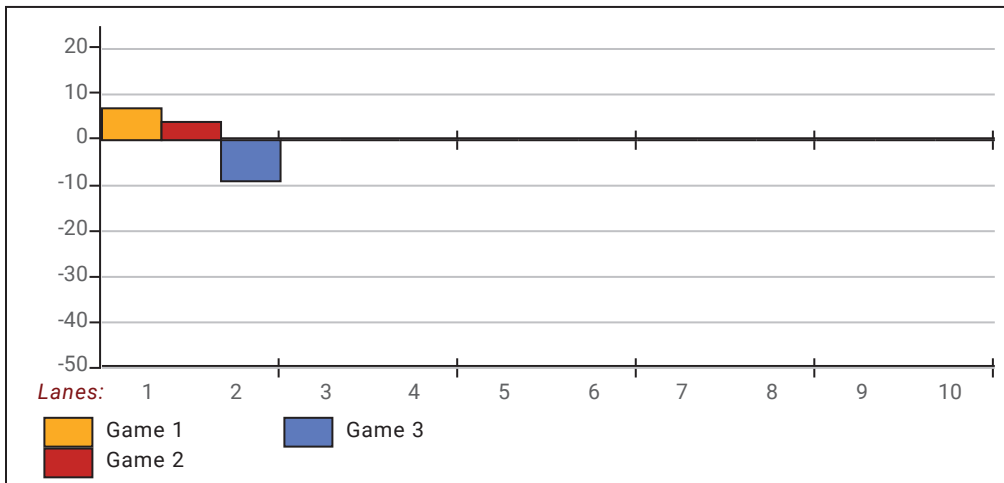
Team Average vs Avg of Scores



Average of Scores for Each Game

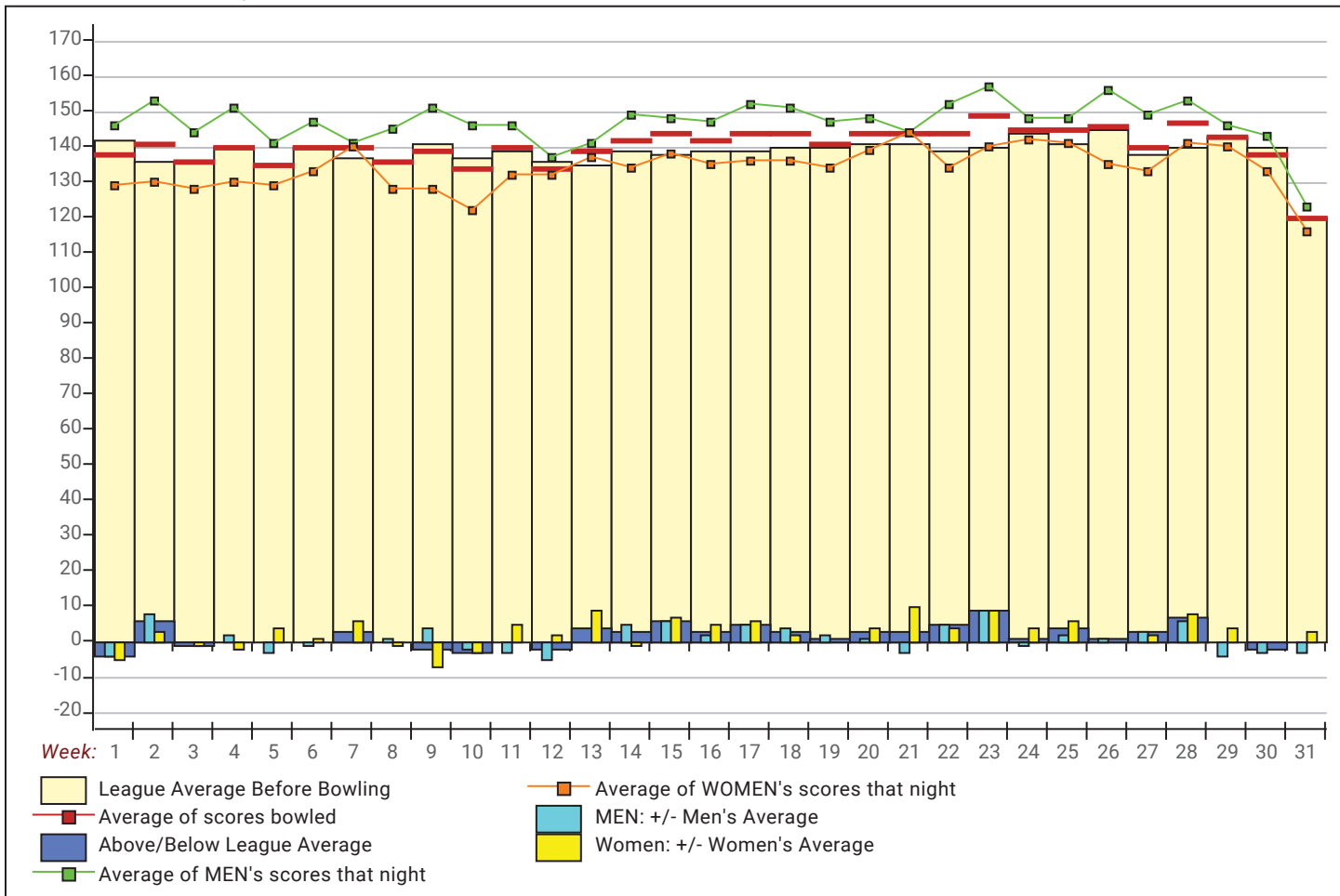


Amount Over/Under Team Average



This report is for scores bowled April 16 which is Week 31 of 31

League Average Week-by-Week



League Average Statistics for Last Week

	League	Right Hand	Left Hand	Men (Lft+Rt)	Women (Lft+Rt)
League Average Before Bowling	120.09	124.18	91.41	126.52	113.66
Average of scores bowled that night	119.71	124.52	86.00	123.25	116.17
New League Average After Bowling	120.07	124.20	91.21	126.42	113.73
Change in League Average	-.01	.01	-.20	-.10	.08
People Who Bowled Over Average	5	5		3	2
People Who Bowled Under Average	3	2	1	1	2
Average Amount of Series Over Avg	21.40	21.40		18.33	26.00
Average Amount of Series Under Avg	-35.00	-45.00	-15.00	-88.00	-8.50
Difference Avg, NiteAvg	.08	.81	-5.00	-2.75	2.92
Number of Bowlers	8	7	1	4	4
Number of Games Bowled	24	21	3	12	12
People Who Raised Their Average	5	5		3	2
Raised By an Average of This Amount	.22	.22		.19	.27
People Who Lowered Their Average	3	2	1	1	2
Lowered By an Average of This Amou	-.40	-.50	-.20	-.96	-.12
Number of Games Bowled Over Avera	12	10	2	5	7
Number of Games Bowled Under Avera	12	11	1	7	5

Note: Averages are based only on people who bowled.

Press Release -- 4/18/2023

4/16/2023 Week 31 of 31

Town & Country 2022-23

Sunday 6:30 pm

Big Apple Fun Center
League Championship

Lanes 1 - 2

<u>Place</u>	<u>Team Name</u>	<u>Avg p/gm</u>	<u>Points Won</u>	<u>Points Lost</u>
1	Spare Me	446	4	0
2	BarDee	512	0	4

Last Week's Top Scores

	<u>Scratch Game</u>	<u>Scratch Series</u>	<u>Handicap Game</u>	<u>Handicap Series</u>
Men	184 Richard Lopez 146 Malcolm Durand 144 Allen Noltersmeier 76 Tyler Krotz	481 Richard Lopez 404 Allen Noltersmeier 383 Malcolm Durand 211 Tyler Krotz	239 Richard Lopez 225 Allen Noltersmeier 223 Tyler Krotz 199 Malcolm Durand	652 Tyler Krotz 647 Allen Noltersmeier 646 Richard Lopez 542 Malcolm Durand
Women	162 Kira Hancock 156 Lindsay McLaughlin 101 Kylie Wiemers 98 Karen Lopez	444 Kira Hancock 406 Lindsay McLaughlin 286 Kylie Wiemers 258 Karen Lopez	238 Kira Hancock 230 Lindsay McLaughlin 219 Kylie Wiemers 217 Karen Lopez	672 Kira Hancock 640 Kylie Wiemers 628 Lindsay McLaughlin 615 Karen Lopez