

Applette 2022-23

Thursday 6:30 pm

Big Apple Fun Center

Lanes 17 - 22

President: Michelle Limbach Vice President: Rebecca McPherson
Secretary/Treasurer: Dena Washington

Team Standings

Place	#	Team Name	Points	Points	Team Avg	HDCP	Pins + HDCP	Scratch Pins	High Scratch		High HDCP	
			Won	Lost					10	30	10	30
1	6	Living on a Spare II	85½	34½	344	44	24039	20775	443	1536	489	1732
2	4	Living on a Spare I	83	37	354	36	24320	21312	474	1553	514	1713
3	5	Joe's Honky Tonk	69½	50½	283	92	23505	18697	438	1546	486	1738
4	3	Streamline Painting II	48½	71½	244	124	22539	15083	325	1095	452	1591
5	2	Joes Too	37½	82½	215	147	22041	13845	299	1010	430	1546
6	1	Streamline Painting I	36	84	202	158	22001	13825	305	1072	429	1536

*** Although not shown, standings are determined by points only for the current split

Review of Last Week's Bowling.....

Lanes	Team Name	HDCP	HDCP	HDCP	HDCP	HDCP	Last Wk		Team Name	HDCP	HDCP	HDCP	HDCP	HDCP	Last Wk
		-1-	-2-	-3-	-4-	Total	WON			-1-	-2-	-3-	-4-	Total	WON
17-18	Living on a Spare II	489	428	347	405	1669	4	<-->	Living on a Spare I	430	405	393	451	1679	4
19-20	Joe's Honky Tonk	486	434	428	390	1738	8	<-->	Streamline Painting II	342	384	359	387	1472	0
21-22	Joes Too	391	372	363	346	1472	4	<-->	Streamline Painting I	375	361	379	381	1496	4

Lane Assignments

	17-18	19-20	21-22
Wk16 01/19	3- 6	2- 4	5- 1
Wk17 01/26	5- 4	6- 1	2- 3
Wk18 02/02	2- 1	4- 3	6- 5

Last Week's Top Scores

Team Scratch Game		Team Scratch Series		Team Handicap Game		Team Handicap Series	
443	Living on a Spare II	1546	Joe's Honky Tonk	489	Living on a Spare II	1738	Joe's Honky Tonk
438	Joe's Honky Tonk	1527	Living on a Spare I	486	Joe's Honky Tonk	1679	Living on a Spare I
413	Living on a Spare I	1485	Living on a Spare II	451	Living on a Spare I	1669	Living on a Spare II
273	Streamline Painting II	1016	Streamline Painting II	391	Joes Too	1496	Streamline Paintin
252	Joes Too	968	Streamline Painting I	387	Streamline Painting II	1472	Joes Too
249	Streamline Painting I	916	Joes Too	381	Streamline Painting I	1472	Streamline Paintin
Scratch Game		Scratch Series		Handicap Game		Handicap Series	
288	Allen Stones	894	Allen Stones	294	Allen Stones	918	Allen Stones
248	Krista Wiester	827	Michelle Limbach	272	Krista Wiester	895	Michelle Limbach
236	Michelle Limbach	788	Krista Wiester	253	Michelle Limbach	884	Krista Wiester
213	Ann Graham	739	Ann Graham	233	Dani Krotz	843	Dani Krotz
202	Dani Krotz	719	Dani Krotz	227	Ann Graham	807	Rose Hemmingsen
165	Cindy Stones	591	Cindy Stones	223	Sheri Londer	795	Ann Graham
160	Sheri Londer	575	Rose Hemmingsen	214	Rose Hemmingsen	752	Misty Hasselquist
156	Rose Hemmingsen	508	Sheri Jorgensen	209	Misty Hasselquist	751	Cindy Stones
148	Misty Hasselquist	508	Misty Hasselquist	205	Cindy Stones	748	Sheri Londer
136	Sheri Jorgensen	496	Sheri Londer	198	Patty Schelling	724	Patty Schelling

Season High Scores

Team Scratch Game		Team Scratch Series		Team Handicap Game		Team Handicap Series	
474	Living on a Spare I	1553	Living on a Spare I	514	Living on a Spare I	1738	Joe's Honky Tonk
443	Living on a Spare II	1546	Joe's Honky Tonk	489	Living on a Spare II	1732	Living on a Spare II
438	Joe's Honky Tonk	1536	Living on a Spare II	486	Joe's Honky Tonk	1713	Living on a Spare I
325	Streamline Painting II	1095	Streamline Painting II	452	Streamline Painting II	1591	Streamline Paintin
305	Streamline Painting I	1072	Streamline Painting I	430	Joes Too	1546	Joes Too
299	Joes Too	1010	Joes Too	429	Streamline Painting I	1536	Streamline Paintin

Season High Scores - Continued

Scratch Game		Scratch Series			Handicap Game			Handicap Series		
288	Allen Stones	918	Rebecca McPherson	295	Krista Wiester	938	Rebecca McPherson			
266	Krista Wiester	894	Allen Stones	294	Allen Stones	918	Allen Stones			
266	Michelle Limbach	827	Michelle Limbach	288	Michelle Limbach	895	Michelle Limbach			
257	Rebecca McPherson	820	Ann Graham	274	Ann Graham	889	Krista Wiester			
256	Ann Graham	788	Krista Wiester	263	Rebecca McPherson	884	Ann Graham			
221	Dani Krotz	722	Dani Krotz	261	Dani Krotz	882	Dani Krotz			
212	Cindy Stones	672	Cindy Stones	254	Cindy Stones	840	Cindy Stones			
180	Wendy Pohl	667	Shelli Krotz	240	Kathy Maxson	831	Kathy Maxson			
180	Shelli Krotz	602	Wendy Pohl	237	Wendy Pohl	830	Wendy Pohl			
178	Angie Hauserman	582	Sheri Jorgensen	237	Sheri Jorgensen	830	Brenda Sonnenfeld			

Team Rosters

1 - Streamline Painting I

Name	Avg	HDCP	Pins	Gms	Points Won	High Game	High Sers	HDCP Game	HDCP Sers	Most Improved Avg +/-	To Raise Avg +1	To Drop Avg -1	Weekly Over Avg Series Avg +/-
Jackie K. Hempstead	97	82	1950	20	1.0	128	416	212	752		402	377	
Dawn M. Chadrick	105	76	1687	16	2.0	137	465	220	797		433	412	
Andrea C. Riessland	106	75	2551	24	2.0	141	471	214	763	107 -0.71	445	416	393 - 428=-35
Rose Hemmingsen	129	56	4665	36	6.0	170	575	228	807	126 +3.58	535	494	575 - 508=67

2 - Joes Too

Name	Avg	HDCP	Pins	Gms	Points Won	High Game	High Sers	HDCP Game	HDCP Sers	Most Improved Avg +/-	To Raise Avg +1	To Drop Avg -1	Weekly Over Avg Series Avg +/-
Patty J. Schelling	104	76	2936	28	2.0	137	445	208	740	104 +0.86	424	391	420 - 416=4
Brooke L. Schelling	111	71	2682	24	2.0	164	482	234	790	110 +1.75	454	425	
Sheri J. Londer	122	62	5374	44	4.5	160	531	223	787	123 -0.86	530	481	496 - 484=12

3 - Streamline Painting II

Name	Avg	HDCP	Pins	Gms	Points Won	High Game	High Sers	HDCP Game	HDCP Sers	Most Improved Avg +/-	To Raise Avg +1	To Drop Avg -1	Weekly Over Avg Series Avg +/-
Kathy Maxson	120	64	3387	28	4.0	168	555	240	831	117 +3.96	485	452	
Misty M. Hasselquist	124	60	3478	28	1.0	158	528	220	776	122 +2.21	522	489	508 - 492=16
Sheri L. Jorgensen	131	55	2637	20	4.0	176	582	237	826		531	506	508 - 532=-24
Wendy L. Pohl	136	51	4360	32	6.5	180	602	237	830	131 +5.25	572	535	

4 - Living on a Spare I

Name	Avg	HDCP	Pins	Gms	Points Won	High Game	High Sers	HDCP Game	HDCP Sers	Most Improved Avg +/-	To Raise Avg +1	To Drop Avg -1	Weekly Over Avg Series Avg +/-
Krista K. Wiester	172	22	10361	60	16.0	266	788	295	889	161 +11.68	711	646	788 - 680=108
Ann M. Graham	182	14	10951	60	16.0	256	820	274	884	177 +5.52	761	696	739 - 728=11

5 - Joe's Honky Tonk

Name	Avg	HDCP	Pins	Gms	Points Won	High Game	High Sers	HDCP Game	HDCP Sers	Most Improved Avg +/-	To Raise Avg +1	To Drop Avg -1	Weekly Over Avg Series Avg +/-
Amanda B. Smallcomb	134	52	1078	8	1.0	167	568	225	800		542	529	
Shelli Krotz	149	40	1198	8	3.0	180	667	207	775		602	589	
Dani Krotz	162	30	7163	44	8.0	221	722	261	882	162 +0.80	661	612	719 - 644=75
Michelle L. Limbach	181	15	5823	32	12.0	266	827	288	895	172 +9.97	729	692	827 - 712=115

6 - Living on a Spare II

Name	Avg	HDCP	Pins	Gms	Points Won	High Game	High Sers	HDCP Game	HDCP Sers	Most Improved Avg +/-	To Raise Avg +1	To Drop Avg -1	Weekly Over Avg Series Avg +/-
Cindy Stones	149	40	8944	60	7.5	212	672	254	840	143 +6.07	656	591	591 - 596=-5
Rebecca L. McPherson	195	4	10169	52	24.0	257	918	263	938	190 +5.56	807	750	
Allen D. Stones	207	0	1662	8	3.5	288	894	294	918		834	821	894 - 768=126

Temporary Substitutes

Name	Avg	HDCP	Pins	Gms	Points Won	High Game	High Sers	HDCP Game	HDCP Sers	Most Improved Avg +/-	To Raise Avg +1	To Drop Avg -1	Weekly Over Avg Series Avg +/-
Carey M. Chism	116	67	1401	12		140	508	201	740		471	454	
Jessica J. Goodrich	118	65	949	8		137	490	205	762		479	466	
Angie C. Hauserman	138	49	3875	28	6.0	178	577	229	803	137 +1.39	573	540	
Brittany Reiss	100	80	402	4		126	402	206	722		406	397	
Brenda J. Sonnenfeld	107	74	3854	36	3.0	153	510	233	830	99 +8.06	466	425	

Individual High Averages

195.56	Rebecca McPherson	182.52	Ann Graham	181.97	Michelle Limbach
172.68	Krista Wiester	162.80	Dani Krotz	149.07	Cindy Stones
138.39	Angie Hauserman	136.25	Wendy Pohl	129.58	Rose Hemmingsen

High Individual Match Points

24	Rebecca McPherson	16	Ann Graham	16	Krista Wiester	12	Michelle Limbach
8	Dani Krotz	7.5	Cindy Stones	6.5	Wendy Pohl	6	Rose Hemmingsen

Most Improved Average

Men to 207.75 = Allen Stones

Women 161 to 172.68 = +11.68 Krista Wiester
 143 to 149.07 = +6.07 Cindy Stones
 172 to 181.97 = +9.97 Michelle Limbach
 190 to 195.56 = +5.56 Rebecca McPhers
 99 to 107.06 = +8.06 Brenda Sonnenfel
 177 to 182.52 = +5.52 Ann Graham

Most Un-Improved Averages

Women 123 to 122.14 = -0.86 Sheri Londer
 104 to 104.86 = +0.86 Patty Schelling
 107 to 106.29 = -0.71 Andrea Riessland
 137 to 138.39 = +1.39 Angie Hauserma
 162 to 162.80 = +0.80 Dani Krotz
 110 to 111.75 = +1.75 Brooke Schelling

Applette 2022-23

Big Apple Fun Center

Reprint of Scores -- Week 15

Lane 17 6 - Living on a Spare II Week 15 1/12/2023

Name	Old		-1-	-2-	-3-	-4-	Total	HDCP
	Avg	HDCP						
Cindy Stones	149	40	155	149	122	165	591	751
Allen D. Stones	192	6	288	233	179	194	894	918
Scratch Total			443	382	301	359	1485	1485
Handicap			46	46	46	46		184
Total			489	428	347	405	1485	1669
Team Points Won			1.0	1.0	0.0	0.0	2.0	2.0
Match Points Won			0.0	0.0	0.0	0.0	2.0	2.0
Total Points Won			1.0	1.0	0.0	0.0	4.0	4.0

Lane 18 4 - Living on a Spare I Week 15 1/12/2023

Name	Old		-1-	-2-	-3-	-4-	Total	HDCP
	Avg	HDCP						
Krista K. Wiester	170	24	206	154	180	248	788	884
Ann M. Graham	182	14	186	213	175	165	739	795
Scratch Total			392	367	355	413	1527	1527
Handicap			38	38	38	38		152
Total			430	405	393	451	1527	1679
Team Points Won			0.0	0.0	1.0	1.0	3.0	3.0
Match Points Won			0.0	0.0	0.0	0.0	1.0	1.0
Total Points Won			0.0	0.0	1.0	1.0	4.0	4.0

Lane 19 5 - Joe's Honky Tonk Week 15 1/12/2023

Name	Old		-1-	-2-	-3-	-4-	Total	HDCP
	Avg	HDCP						
Dani Krotz	161	31	202	172	178	167	719	843
Michelle L. Limbach	178	17	236	214	202	175	827	895
Scratch Total			438	386	380	342	1546	1546
Handicap			48	48	48	48		192
Total			486	434	428	390	1546	1738
Team Points Won			1.0	1.0	1.0	1.0	5.0	5.0
Match Points Won			0.0	0.0	0.0	0.0	3.0	3.0
Total Points Won			1.0	1.0	1.0	1.0	8.0	8.0

Lane 20 3 - Streamline Painting II Week 15 1/12/2023

Name	Old		-1-	-2-	-3-	-4-	Total	HDCP
	Avg	HDCP						
Misty M. Hasselquist	123	61	109	134	117	148	508	752
Sheri L. Jorgensen	133	53	119	136	128	125	508	720
Scratch Total			228	270	245	273	1016	1016
Handicap			114	114	114	114		456
Total			342	384	359	387	1016	1472
Team Points Won			0.0	0.0	0.0	0.0	0.0	0.0
Match Points Won			0.0	0.0	0.0	0.0	0.0	0.0
Total Points Won			0.0	0.0	0.0	0.0	0.0	0.0

Lane 21 2 - Joes Too Week 15 1/12/2023

Name	Old		-1-	-2-	-3-	-4-	Total	HDCP
	Avg	HDCP						
Patty J. Schelling	104	76	92	122	109	97	420	724
Sheri J. Londer	121	63	160	111	115	110	496	748
Scratch Total			252	233	224	207	916	916
Handicap			139	139	139	139		556
Total			391	372	363	346	916	1472
Team Points Won			1.0	1.0	0.0	0.0	2.0	2.0
Match Points Won			0.0	0.0	0.0	0.0	2.0	2.0
Total Points Won			1.0	1.0	0.0	0.0	4.0	4.0

Lane 22 1 - Streamline Painting I Week 15 1/12/2023

Name	Old		-1-	-2-	-3-	-4-	Total	HDCP
	Avg	HDCP						
Andrea C. Riessland	107	74	99	85	91	118	393	689
Rose Hemmingsen	127	58	144	144	156	131	575	807
Scratch Total			243	229	247	249	968	968
Handicap			132	132	132	132		528
Total			375	361	379	381	968	1496
Team Points Won			0.0	0.0	1.0	1.0	3.0	3.0
Match Points Won			0.0	0.0	0.0	0.0	1.0	1.0
Total Points Won			0.0	0.0	1.0	1.0	4.0	4.0

Applette 2022-23

Big Apple Fun Center

Match Points Won (This Week) -- Week 15

Lane 17 6 - Living on a Spare II Week 15 1/12/2023

Name	Last Wk	Last Wk	HDCP	HDCP	HDCP	HDCP	Total
	Won	Lost	-1-	-2-	-3-	-4-	
Cindy Stones		1.0	195	189	162	205	751
Allen D. Stones	2.0		294	239	185	200	918
			====	====	====	====	====
Scratch Total			443	382	301	359	1485
Handicap			46	46	46	46	184
Total			489	428	347	405	1669
Team Points Won			1.0	1.0	0.0	0.0	2.0
Match Points Won			0.0	0.0	0.0	0.0	2.0
Total Points Won			1.0	1.0	0.0	0.0	4.0

Lane 18 4 - Living on a Spare I Week 15 1/12/2023

Name	Last Wk	Last Wk	HDCP	HDCP	HDCP	HDCP	Total
	Won	Lost	-1-	-2-	-3-	-4-	
Krista K. Wiester	1.0		230	178	204	272	884
Ann M. Graham		1.0	200	227	189	179	795
			====	====	====	====	====
Scratch Total			392	367	355	413	1527
Handicap			38	38	38	38	152
Total			430	405	393	451	1679
Team Points Won			0.0	0.0	1.0	1.0	3.0
Match Points Won			0.0	0.0	0.0	0.0	1.0
Total Points Won			0.0	0.0	1.0	1.0	4.0

Lane 19 5 - Joe's Honky Tonk Week 15 1/12/2023

Name	Last Wk	Last Wk	HDCP	HDCP	HDCP	HDCP	Total
	Won	Lost	-1-	-2-	-3-	-4-	
Dani Krotz	1.0		233	203	209	198	843
Michelle L. Limbach	2.0		253	231	219	192	895
			====	====	====	====	====
Scratch Total			438	386	380	342	1546
Handicap			48	48	48	48	192
Total			486	434	428	390	1738
Team Points Won			1.0	1.0	1.0	1.0	5.0
Match Points Won			0.0	0.0	0.0	0.0	3.0
Total Points Won			1.0	1.0	1.0	1.0	8.0

Lane 20 3 - Streamline Painting II Week 15 1/12/2023

Name	Last Wk	Last Wk	HDCP	HDCP	HDCP	HDCP	Total
	Won	Lost	-1-	-2-	-3-	-4-	
Misty M. Hasselquist		1.0	170	195	178	209	752
Sheri L. Jorgensen		1.0	172	189	181	178	720
			====	====	====	====	====
Scratch Total			228	270	245	273	1016
Handicap			114	114	114	114	456
Total			342	384	359	387	1472
Team Points Won			0.0	0.0	0.0	0.0	0.0
Match Points Won			0.0	0.0	0.0	0.0	0.0
Total Points Won			0.0	0.0	0.0	0.0	0.0

Lane 21 2 - Joes Too Week 15 1/12/2023

Name	Last Wk	Last Wk	HDCP	HDCP	HDCP	HDCP	Total
	Won	Lost	-1-	-2-	-3-	-4-	
Patty J. Schelling	1.0		168	198	185	173	724
Sheri J. Londer	1.0	1.0	223	174	178	173	748
			====	====	====	====	====
Scratch Total			252	233	224	207	916
Handicap			139	139	139	139	556
Total			391	372	363	346	1472
Team Points Won			1.0	1.0	0.0	0.0	2.0
Match Points Won			0.0	0.0	0.0	0.0	2.0
Total Points Won			1.0	1.0	0.0	0.0	4.0

Lane 22 1 - Streamline Painting I Week 15 1/12/2023

Name	Last Wk	Last Wk	HDCP	HDCP	HDCP	HDCP	Total
	Won	Lost	-1-	-2-	-3-	-4-	
Andrea C. Riessland		1.0	173	159	165	192	689
Rose Hemmingsen	1.0		202	202	214	189	807
			====	====	====	====	====
Scratch Total			243	229	247	249	968
Handicap			132	132	132	132	528
Total			375	361	379	381	1496
Team Points Won			0.0	0.0	1.0	1.0	3.0
Match Points Won			0.0	0.0	0.0	0.0	1.0
Total Points Won			0.0	0.0	1.0	1.0	4.0

Applette 2022-23

Big Apple Fun Center

* Bowlers listed must have a minimum of 1 games.

Match Points Won (Total for Year)

<u>Name</u>	<u>Avg</u>	<u>Gms</u>	<u>Points Won</u>	<u>Points Lost</u>	<u>%Won</u>	<u>Name</u>	<u>Avg</u>	<u>Gms</u>	<u>Points Won</u>	<u>Points Lost</u>	<u>%Won</u>
Rebecca L. McPherson	195	52	24.0	2.0	92.31%	Brenda J. Sonnenfeld	107	36	3.0	6.0	33.33%
Ann M. Graham	182	60	16.0	6.0	72.73%	Shelli Krotz	149	8	3.0	1.0	75.00%
Krista K. Wiester	172	60	16.0	1.0	94.12%	Brooke L. Schelling	111	24	2.0	4.0	33.33%
Michelle L. Limbach	181	32	12.0	1.0	92.31%	Patty J. Schelling	104	28	2.0	5.0	28.57%
Dani Krotz	162	44	8.0	6.0	57.14%	Andrea C. Riessland	106	24	2.0	4.0	33.33%
Cindy Stones	149	60	7.5	8.0	48.39%	Dawn M. Chadrick	105	16	2.0	2.0	50.00%
Wendy L. Pohl	136	32	6.5	3.0	68.42%	Amanda B. Smallcomb	134	8	1.0	1.0	50.00%
Rose Hemmingsen	129	36	6.0	5.0	54.55%	Jackie K. Hempstead	97	20	1.0	4.0	20.00%
Angie C. Hauserman	138	28	6.0	4.0	60.00%	Misty M. Hasselquist	124	28	1.0	6.0	14.29%
Sheri J. Londer	122	44	4.5	9.0	33.33%	Carey M. Chism	116	12		3.0	0.00%
Kathy Maxson	120	28	4.0	3.0	57.14%	Brittany Reiss	100	4		1.0	0.00%
Sheri L. Jorgensen	131	20	4.0	3.0	57.14%	Jessica J. Goodrich	118	8		2.0	0.00%
Allen D. Stones	207	8	3.5		100.00%						

Applette 2022-23

Big Apple Fun Center

* Bowlers listed must have a minimum of 1 games.

Change in Average

Name	-----Old-----		Old	---Average Change---				Total	---Average Change---			Weekly Over Avg		
	Pins	Games	Avg	-1-	-2-	-3-	-4-		New - Old	--->	+/-	Series Avg +/-		
Dawn M. Chadrick	1687	16	105					0	105.44	-	105.44	=	0.00	
Carey M. Chism	1401	12	116					0	116.75	-	116.75	=	0.00	
Jessica J. Goodrich	949	8	118					0	118.63	-	118.63	=	0.00	
Ann M. Graham	10212	56	182	186	213	175	165	739	182.52	-	182.36	=	0.16	739 - 728=11
Misty M. Hasselquist	2970	24	123	109	134	117	148	508	124.21	-	123.75	=	0.46	508 - 492=16
Angie C. Hauserman	3875	28	138					0	138.39	-	138.39	=	0.00	
Rose Hemmingsen	4090	32	127	144	144	156	131	575	129.58	-	127.81	=	1.77	575 - 508=67
Jackie K. Hempstead	1950	20	97					0	97.50	-	97.50	=	0.00	
Sheri L. Jorgensen	2129	16	133	119	136	128	125	508	131.85	-	133.06	=	-1.21	508 - 532=-24
Dani Krotz	6444	40	161	202	172	178	167	719	162.80	-	161.10	=	1.70	719 - 644=75
Shelli Krotz	1198	8	149					0	149.75	-	149.75	=	0.00	
Michelle L. Limbach	4996	28	178	236	214	202	175	827	181.97	-	178.43	=	3.54	827 - 712=115
Sheri J. Londer	4878	40	121	160	111	115	110	496	122.14	-	121.95	=	0.19	496 - 484=12
Kathy Maxson	3387	28	120					0	120.96	-	120.96	=	0.00	
Rebecca L. McPherson	10169	52	195					0	195.56	-	195.56	=	0.00	
Wendy L. Pohl	4360	32	136					0	136.25	-	136.25	=	0.00	
Brittany Reiss	402	4	100					0	100.50	-	100.50	=	0.00	
Andrea C. Riessland	2158	20	107	99	85	91	118	393	106.29	-	107.90	=	-1.61	393 - 428=-35
Brooke L. Schelling	2682	24	111					0	111.75	-	111.75	=	0.00	
Patty J. Schelling	2516	24	104	92	122	109	97	420	104.86	-	104.83	=	0.02	420 - 416=4
Amanda B. Smallcomb	1078	8	134					0	134.75	-	134.75	=	0.00	
Brenda J. Sonnenfeld	3854	36	107					0	107.06	-	107.06	=	0.00	
Allen D. Stones	768	4	192	288	233	179	194	894	207.75	-	192.00	=	15.75	894 - 768=126
Cindy Stones	8353	56	149	155	149	122	165	591	149.07	-	149.16	=	-0.09	591 - 596=-5
Krista K. Wiester	9573	56	170	206	154	180	248	788	172.68	-	170.95	=	1.74	788 - 680=108

Applette 2022-23

Big Apple Fun Center

* Bowlers listed must have a minimum of 1 games.

High Average Listing

	<u>Name</u>	<u>True Average</u>	<u>Pins</u>	<u>Gms</u>	<u>To Raise Avg +1</u>	<u>To Drop Avg -1</u>
1	Allen D. Stones	207.75	1662	8	834	821
2	Rebecca L. McPherson	195.56	10169	52	807	750
3	Ann M. Graham	182.52	10951	60	761	696
4	Michelle L. Limbach	181.97	5823	32	729	692
5	Krista K. Wiester	172.68	10361	60	711	646
6	Dani Krotz	162.80	7163	44	661	612
7	Shelli Krotz	149.75	1198	8	602	589
8	Cindy Stones	149.07	8944	60	656	591
9	Angie C. Hauserman	138.39	3875	28	573	540
10	Wendy L. Pohl	136.25	4360	32	572	535
11	Amanda B. Smallcomb	134.75	1078	8	542	529
12	Sheri L. Jorgensen	131.85	2637	20	531	506
13	Rose Hemmingsen	129.58	4665	36	535	494
14	Misty M. Hasselquist	124.21	3478	28	522	489
15	Sheri J. Londer	122.14	5374	44	530	481
16	Kathy Maxson	120.96	3387	28	485	452
17	Jessica J. Goodrich	118.63	949	8	479	466
18	Carey M. Chism	116.75	1401	12	471	454
19	Brooke L. Schelling	111.75	2682	24	454	425
20	Brenda J. Sonnenfeld	107.06	3854	36	466	425
21	Andrea C. Riessland	106.29	2551	24	445	416
22	Dawn M. Chadrick	105.44	1687	16	433	412
23	Patty J. Schelling	104.86	2936	28	424	391
24	Brittany Reiss	100.50	402	4	406	397
25	Jackie K. Hempstead	97.50	1950	20	402	377

Applette 2022-23

Big Apple Fun Center

* Bowlers listed must have a minimum of 22 games.

Note: This report includes information through January 12 which is Week 15 of 31

Most Improved Averages

<u>Name</u>	<u>True Average</u>	<u>Most Improved Avg</u>	<u>+/-</u>	<u>Name</u>	<u>True Average</u>	<u>Most Improved Avg</u>	<u>+/-</u>
Krista K. Wiester	172.68	161	+11.68	Rose Hemmingsen	129.58	126	+3.58
Michelle L. Limbach	181.97	172	+9.97	Misty M. Hasselquist	124.21	122	+2.21
Brenda J. Sonnenfeld	107.06	99	+8.06	Brooke L. Schelling	111.75	110	+1.75
Cindy Stones	149.07	143	+6.07	Angie C. Hauserman	138.39	137	+1.39
Rebecca L. McPherson	195.56	190	+5.56	Patty J. Schelling	104.86	104	+0.86
Ann M. Graham	182.52	177	+5.52	Dani Krotz	162.80	162	+0.80
Wendy L. Pohl	136.25	131	+5.25	Andrea C. Riessland	106.29	107	-0.71
Kathy Maxson	120.96	117	+3.96	Sheri J. Londer	122.14	123	-0.86

Applette 2022-23

Big Apple Fun Center

* Bowlers listed must have a minimum of 1 games.

Most Pins Over Average

Name	-----Old-----		Old Avg	---Average Change---				Total	---Average Change---			Weekly Over Avg Series Avg +/-		
	Pins	Games		-1-	-2-	-3-	-4-		New - Old	--->	+/-			
Allen D. Stones	768	4	192	288	233	179	194	894	207.75	-	192.00	=	15.75	894 - 768=126
Michelle L. Limbach	4996	28	178	236	214	202	175	827	181.97	-	178.43	=	3.54	827 - 712=115
Krista K. Wiester	9573	56	170	206	154	180	248	788	172.68	-	170.95	=	1.74	788 - 680=108
Dani Krotz	6444	40	161	202	172	178	167	719	162.80	-	161.10	=	1.70	719 - 644=75
Rose Hemmingsen	4090	32	127	144	144	156	131	575	129.58	-	127.81	=	1.77	575 - 508=67
Misty M. Hasselquist	2970	24	123	109	134	117	148	508	124.21	-	123.75	=	0.46	508 - 492=16
Sheri J. Londer	4878	40	121	160	111	115	110	496	122.14	-	121.95	=	0.19	496 - 484=12
Ann M. Graham	10212	56	182	186	213	175	165	739	182.52	-	182.36	=	0.16	739 - 728=11
Patty J. Schelling	2516	24	104	92	122	109	97	420	104.86	-	104.83	=	0.02	420 - 416=4
Cindy Stones	8353	56	149	155	149	122	165	591	149.07	-	149.16	=	-0.09	591 - 596=-5
Sheri L. Jorgensen	2129	16	133	119	136	128	125	508	131.85	-	133.06	=	-1.21	508 - 532=-24
Andrea C. Riessland	2158	20	107	99	85	91	118	393	106.29	-	107.90	=	-1.61	393 - 428=-35

Applette 2022-23

Big Apple Fun Center

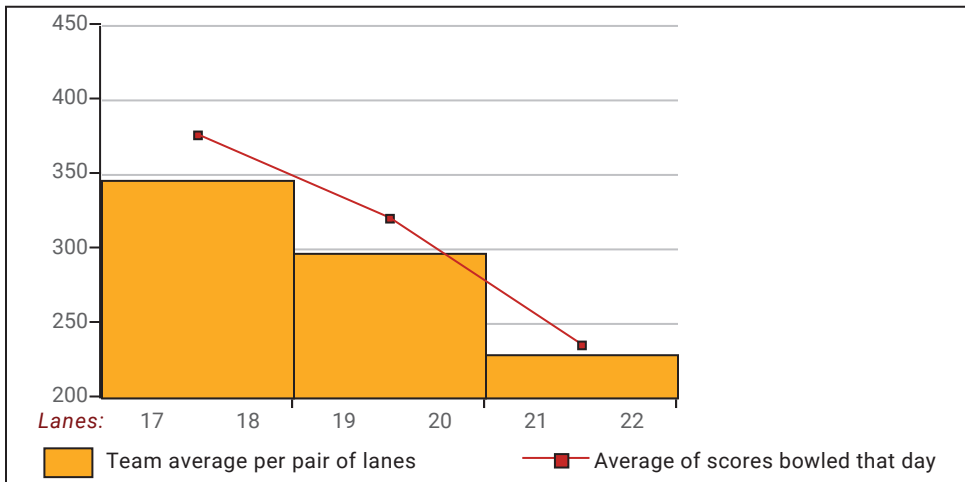
This report is for scores bowled January 12 which is Week 15 of 31

This Week's Statistics: Lefties vs Righties

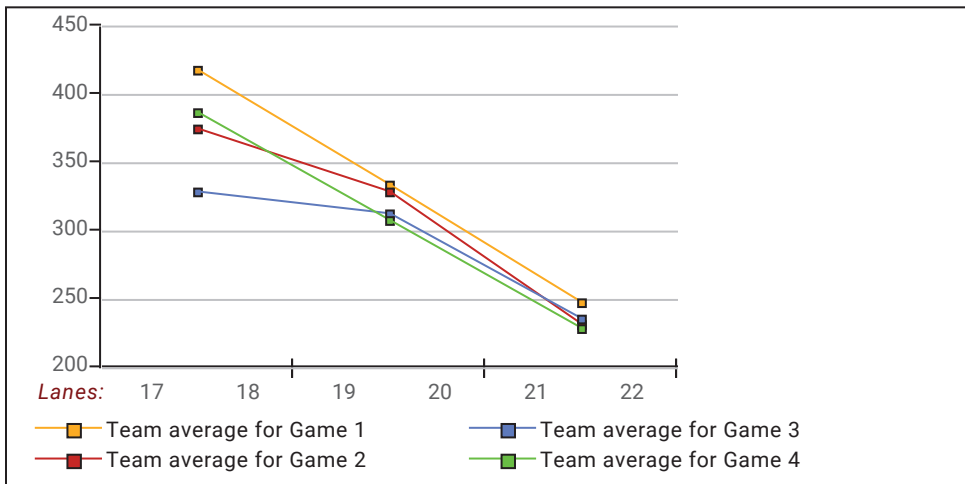
Unless designated left handed, bowlers are considered right handed.

	Over All	Right	Left
How many people bowled	12	12	0
Number of games bowled	48	48	0
Actual average of week's scores	155.38	155.38	0.00
How many games above average	28	28	0
How many games below average	19	19	0
Pins above/below average per game	9.79	9.79	0.00
How many people raised average	9	9	--
by this amount	2.81	2.81	0.00
How many people went down	3	3	--
by this amount	-0.97	-0.97	0.00
League average before bowling	146.11	146.11	0.00
League average after bowling	147.98	147.98	0.00
Change in league average	1.87	1.87	0.00
800s	2	2	--
775s	1	1	--
750s	--	--	--
725s	1	1	--
700s	1	1	--
675s	--	--	--
650s	--	--	--
625s	--	--	--
600s	--	--	--
575s	2	2	--
550s	--	--	--
525s	--	--	--
500s	2	2	--
475s	1	1	--
450s	--	--	--
425s	--	--	--
400s	1	1	--
below 400	1	1	--
300s	--	--	--
275s	1	1	--
250s	--	--	--
225s	3	3	--
200s	5	5	--
175s	7	7	--
150s	8	8	--
125s	9	9	--
100s	10	10	--
below 100	5	5	--

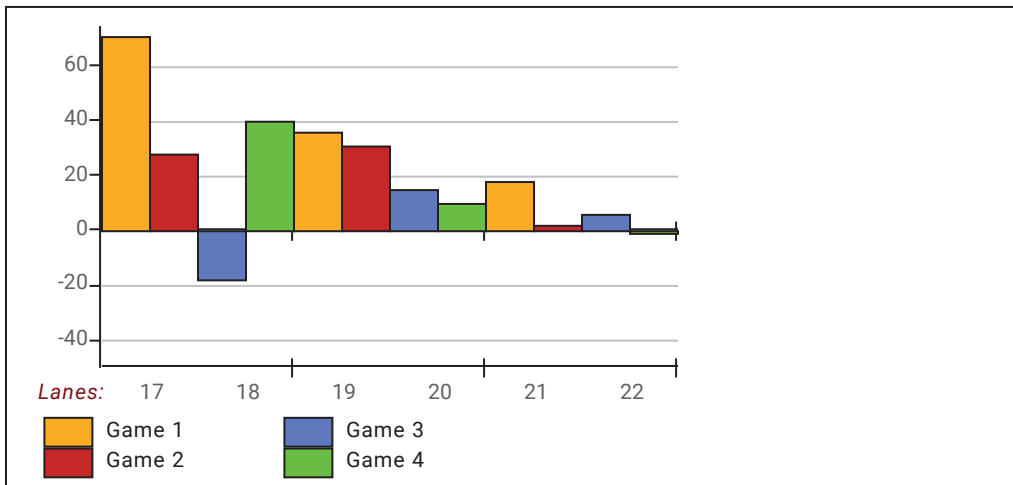
Team Average vs Avg of Scores



Average of Scores for Each Game

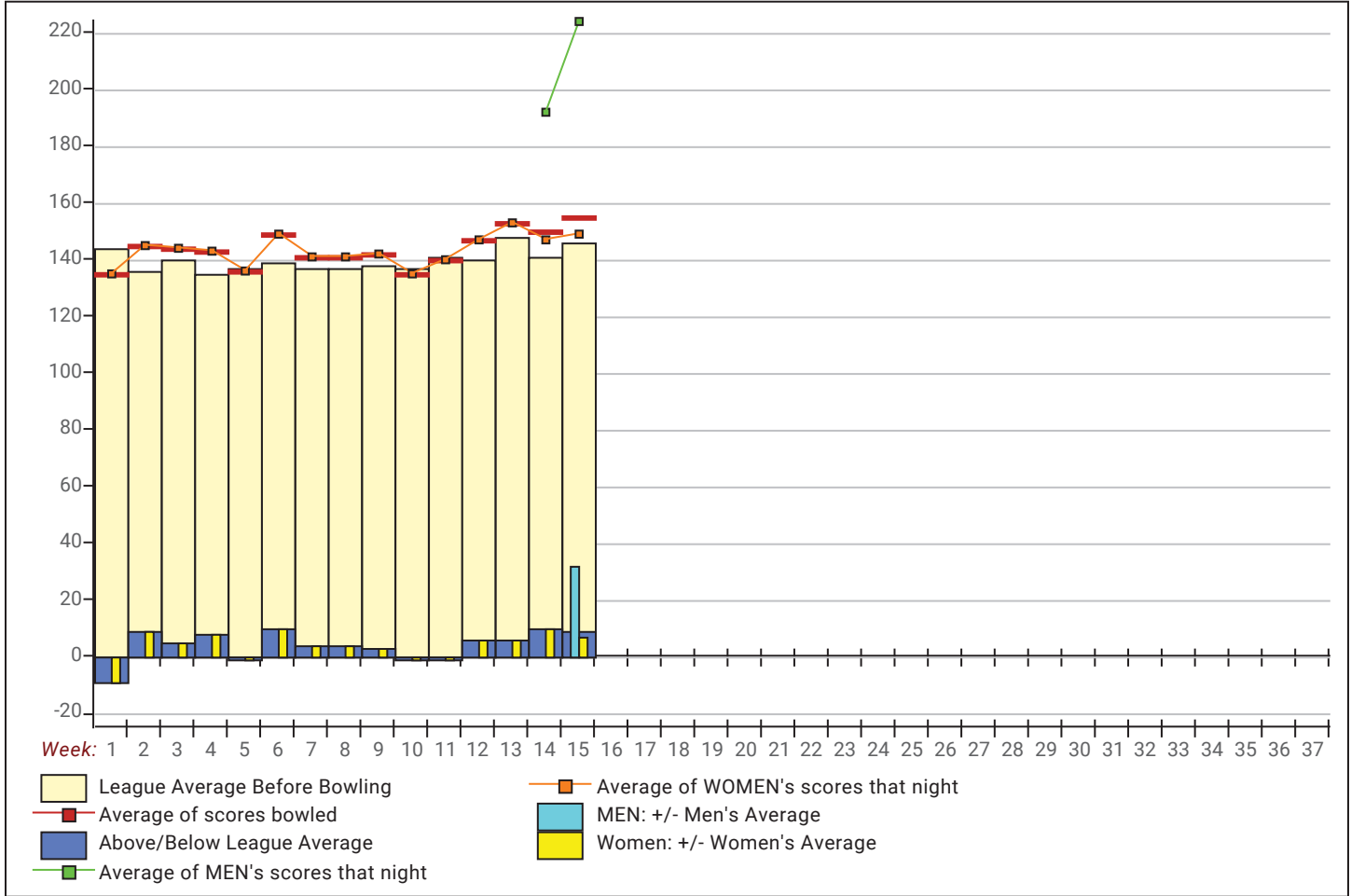


Amount Over/Under Team Average



This report is for scores bowled January 12 which is Week 15 of 31

League Average Week-by-Week



League Average Statistics for Last Week

	League	Right Hand	Left Hand	Men (Lft+Rt)	Women (Lft+Rt)
League Average Before Bowling	146.11	146.11		192.00	141.94
Average of scores bowled that night	155.38	155.38		223.50	149.18
New League Average After Bowling	147.98	147.98		207.75	142.54
Change in League Average	1.87	1.87		15.75	.61
People Who Bowled Over Average	9	9		1	8
People Who Bowled Under Average	3	3			3
Average Amount of Series Over Avg	59.33	59.33		126.00	51.00
Average Amount of Series Under Avg	-21.33	-21.33			-21.33
Difference Avg, NiteAvg	9.79	9.79		31.50	7.82
Number of Bowlers	12	12		1	11
Number of Games Bowled	48	48		4	44
People Who Raised Their Average	9	9		1	8
Raised By an Average of This Amount	2.81	2.81		15.75	1.20
People Who Lowered Their Average	3	3			3
Lowered By an Average of This Amou	-.97	-.97			-.97
Number of Games Bowled Over Avera	28	28		3	25
Number of Games Bowled Under Avera	19	19		1	18

Note: Averages are based only on people who bowled.

Applette 2022-23

Big Apple Fun Center Team Standings

Place	Team Name	Avg p/gm	Points Won	Points Lost	Year-To-Date WON	Y-T-D LOST
1	Living on a Spare II	346	85½	34½	85½	34½
2	Living on a Spare I	355	83	37	83	37
3	Joe's Honky Tonk	311	69½	50½	69½	50½
4	Streamline Painting II	251	48½	71½	48½	71½
5	Joes Too	230	37½	82½	37½	82½
6	Streamline Painting I	230	36	84	36	84

*** Although not shown, standings are determined by points only for the current split

Last Week's Top Scores

Scratch Game		Scratch Series		Handicap Game		Handicap Series	
288	Allen Stones	894	Allen Stones	294	Allen Stones	918	Allen Stones
248	Krista Wiester	827	Michelle Limbach	272	Krista Wiester	895	Michelle Limbach
236	Michelle Limbach	788	Krista Wiester	253	Michelle Limbach	884	Krista Wiester
213	Ann Graham	739	Ann Graham	233	Dani Krotz	843	Dani Krotz
202	Dani Krotz	719	Dani Krotz	227	Ann Graham	807	Rose Hemmingsen
165	Cindy Stones	591	Cindy Stones	223	Sheri Londer	795	Ann Graham
160	Sheri Londer	575	Rose Hemmingsen	214	Rose Hemmingsen	752	Misty Hasselquist
156	Rose Hemmingsen	508	Sheri Jorgensen	209	Misty Hasselquist	751	Cindy Stones
148	Misty Hasselquist	508	Misty Hasselquist	205	Cindy Stones	748	Sheri Londer
136	Sheri Jorgensen	496	Sheri Londer	198	Patty Schelling	724	Patty Schelling

Local and Bowling Center Awards

Name	USBC ID Number	Award Average	Award Games	G1	G2	G3	Series	Award Score	Award Received
Dani Krotz	4132-1351 USBC	161	40	202	172	178	552	202	200 Game (Local Assoc. Awards)
Michelle L. Limbach	4132-94 USBC	178	28	236	214	202	652	236	225 Game (Local Assoc. Awards)
Allen D. Stones	1494-2244 USBC	192	4	288	233	179	700	700	700 Series (Local Assoc. Awards)
Krista K. Wiester	8092-36738 USBC	170	56	248			248	248	75 Pins Over Average (Local Assoc. Awards)
	8092-36738 USBC	170	56	248			248	248	225 Game (Local Assoc. Awards)

Applette 2022-23

Thursday 6:30 pm

Big Apple Fun Center

Lanes 17 - 22

President: Michelle Limbach Vice President: Rebecca McPherson
Secretary/Treasurer: Denae Washington

Team Standings

Place	#	Team Name	Points	Points	Team Avg	HDCP	Pins + HDCP	Scratch Pins	High Scratch		High HDCP	
			Won	Lost					10	30	10	30
1	6	Living on a Spare II	80½	24½	345	43	41838	36603	443	1536	489	1732
2	4	Living on a Spare I	70½	34½	353	37	41884	37337	474	1553	514	1713
3	5	Joe's Honky Tonk	58½	46½	293	85	41011	33929	450	1546	494	1738
4	3	Streamline Painting II	51	54	249	120	39622	27111	346	1095	456	1591
5	2	Joes Too	30	75	220	143	38820	24525	304	1010	440	1546
6	1	Streamline Painting I	24½	80½	202	158	38356	24225	305	1072	429	1536

Review of Last Week's Bowling.....

Lanes	Team Name	HDCP -1-	HDCP -2-	HDCP -3-	HDCP Total	Last Wk WON	Team Name	HDCP -1-	HDCP -2-	HDCP -3-	HDCP Total	Last Wk WON
17-18	Living on a Spare II	415	418	395	1228	7	<---> Living on a Spare I	337	406	384	1127	0
19-20	Joe's Honky Tonk	391	381	396	1168	5	<---> Streamline Painting II	368	335	399	1102	2
21-22	Joes Too	378	394	362	1134	5	<---> Streamline Painting I	336	358	401	1095	2

Thanks for bowling! We hope you had a good time. See you next season!

Last Week's Top Scores

Team Scratch Game		Team Scratch Series		Team Handicap Game		Team Handicap Series	
374	Living on a Spare II	1096	Living on a Spare II	418	Living on a Spare II	1228	Living on a Spare II
370	Living on a Spare I	1036	Joe's Honky Tonk	406	Living on a Spare I	1168	Joe's Honky Tonk
352	Joe's Honky Tonk	1019	Living on a Spare I	401	Streamline Painting I	1134	Joes Too
287	Streamline Painting II	766	Streamline Painting II	399	Streamline Painting II	1127	Living on a Spare I
261	Joes Too	735	Joes Too	396	Joe's Honky Tonk	1102	Streamline Paintin
253	Streamline Painting I	651	Streamline Painting I	394	Joes Too	1095	Streamline Paintin
Scratch Game		Scratch Series		Handicap Game		Handicap Series	
224	Rebecca McPherson	606	Rebecca McPherson	240	Dawn Chadrick	624	Rebecca McPherson
203	Ann Graham	574	Ann Graham	237	Sheri Londer	616	Ann Graham
191	Cindy Stones	525	Michelle Limbach	230	Rebecca McPherson	612	Dawn Chadrick
180	Michelle Limbach	511	Dani Krotz	229	Cindy Stones	605	Sheri Londer
176	Sheri Jorgensen	490	Cindy Stones	226	Sheri Jorgensen	604	Cindy Stones
176	Sheri Londer	445	Krista Wiester	217	Ann Graham	595	Dani Krotz
172	Dani Krotz	424	Sheri Jorgensen	200	Dani Krotz	574	Sheri Jorgensen
167	Dawn Chadrick	422	Sheri Londer	196	Michelle Limbach	573	Michelle Limbach
167	Krista Wiester	393	Dawn Chadrick	192	Patty Schelling	529	Patty Schelling
120	Patty Schelling	342	Misty Hasselquist	189	Krista Wiester	528	Misty Hasselquist

Season High Scores

Team Scratch Game		Team Scratch Series		Team Handicap Game		Team Handicap Series	
474	Living on a Spare I	1553	Living on a Spare I	514	Living on a Spare I	1738	Joe's Honky Tonk
450	Joe's Honky Tonk	1546	Joe's Honky Tonk	494	Joe's Honky Tonk	1732	Living on a Spare II
443	Living on a Spare II	1536	Living on a Spare II	489	Living on a Spare II	1713	Living on a Spare I
346	Streamline Painting II	1095	Streamline Painting II	456	Streamline Painting II	1591	Streamline Paintin
305	Streamline Painting I	1072	Streamline Painting I	440	Joes Too	1546	Joes Too
304	Joes Too	1010	Joes Too	429	Streamline Painting I	1536	Streamline Paintin
<i>Bowlers must have completed a minimum of 60 games to be eligible for any league award.</i>							
Scratch Game		Scratch Series		Handicap Game		Handicap Series	
266	Krista Wiester	730	Rebecca McPherson	295	Krista Wiester	745	Rebecca McPherson
266	Michelle Limbach	652	Michelle Limbach	288	Michelle Limbach	721	Dani Krotz
257	Rebecca McPherson	631	Dani Krotz	274	Ann Graham	703	Michelle Limbach
256	Ann Graham	625	Ann Graham	266	Dani Krotz	681	Cindy Stones
236	Dani Krotz	588	Krista Wiester	263	Rebecca McPherson	676	Ann Graham
212	Cindy Stones	561	Cindy Stones	254	Cindy Stones	675	Krista Wiester
177	Rose Hemmingsen	460	Rose Hemmingsen	237	Rose Hemmingsen	646	Patty Schelling
176	Sheri Londer	459	Sheri Londer	237	Sheri Londer	642	Sheri Londer
154	Patty Schelling	421	Patty Schelling	229	Patty Schelling	640	Rose Hemmingsen

Team Rosters

1 - Streamline Painting I

Name	Avg	HDCP	Pins	Gms	Points Won	High Game	High Sers	HDCP Game	HDCP Sers	Most Improved Avg +/-	To Raise Avg +1	To Drop Avg -1	Weekly Over Avg Series Avg +/-
Jackie K. Hempstead	96	83	3670	38	2.0	128	316	212	568	97 -0.42	307	265	
Andrea C. Riessland	106	75	2551	24	2.0	141	359	214	587	107 -0.71	338	310	
Dawn M. Chadrick	110	72	3106	28	4.0	167	393	240	612	106 +4.93	335	303	393 - 324=69
Rose Hemmingsen	126	59	8757	69	11.0	177	460	237	640	126 +0.91	387	314	

2 - Joes Too

Name	Avg	HDCP	Pins	Gms	Points Won	High Game	High Sers	HDCP Game	HDCP Sers	Most Improved Avg +/-	To Raise Avg +1	To Drop Avg -1	Weekly Over Avg Series Avg +/-
Patty J. Schelling	109	72	7319	67	7.0	154	421	229	646	104 +5.24	381	310	313 - 327=-14
Brooke L. Schelling	111	71	2683	24	2.0	164	384	234	600	110 +1.79	341	313	
Sheri J. Londer	124	60	10707	86	11.5	176	459	237	642	123 +1.50	418	328	422 - 369=53

3 - Streamline Painting II

Name	Avg	HDCP	Pins	Gms	Points Won	High Game	High Sers	HDCP Game	HDCP Sers	Most Improved Avg +/-	To Raise Avg +1	To Drop Avg -1	Weekly Over Avg Series Avg +/-
Misty M. Hasselquist	121	63	4504	37	2.0	158	376	220	568	122 -0.27	376	335	342 - 366=-24
Kathy Maxson	128	57	7040	55	11.0	195	450	254	639	117 +11.00	442	383	
Wendy L. Pohl	136	51	8060	59	10.5	180	483	237	648	131 +5.61	434	371	
Sheri L. Jorgensen	137	50	5649	41	11.0	189	467	240	645	132 +5.78	423	378	424 - 411=13

4 - Living on a Spare I

Name	Avg	HDCP	Pins	Gms	Points Won	High Game	High Sers	HDCP Game	HDCP Sers	Most Improved Avg +/-	To Raise Avg +1	To Drop Avg -1	Weekly Over Avg Series Avg +/-
Krista K. Wiester	171	23	17543	102	30.0	266	588	295	675	161 +10.99	517	411	445 - 516=-71
Ann M. Graham	182	14	18087	99	30.0	256	625	274	676	177 +5.70	579	476	574 - 546=28

5 - Joe's Honky Tonk

Name	Avg	HDCP	Pins	Gms	Points Won	High Game	High Sers	HDCP Game	HDCP Sers	Most Improved Avg +/-	To Raise Avg +1	To Drop Avg -1	Weekly Over Avg Series Avg +/-
Amanda B. Smallcomb	143	45	2440	17	2.0	177	468	226	612		440	419	
Shelli Krotz	150	40	3000	20	6.0	180	487	212	602		473	449	
Dani Krotz	165	28	11729	71	16.0	236	631	266	721	162 +3.20	555	480	511 - 492=19
Michelle L. Limbach	180	16	12803	71	26.0	266	652	288	703	172 +8.32	591	516	525 - 540=-15

6 - Living on a Spare II

Name	Avg	HDCP	Pins	Gms	Points Won	High Game	High Sers	HDCP Game	HDCP Sers	Most Improved Avg +/-	To Raise Avg +1	To Drop Avg -1	Weekly Over Avg Series Avg +/-
Cindy Stones	152	38	16052	105	20.5	212	561	254	681	143 +9.88	472	363	490 - 456=34
Rebecca L. McPherson	193	5	16986	88	40.5	257	730	263	745	190 +3.02	668	576	606 - 576=30
Allen D. Stones	209	0	3565	17	8.5	288	700	294	718		635	614	

Temporary Substitutes

Name	Avg	HDCP	Pins	Gms	Points Won	High Game	High Sers	HDCP Game	HDCP Sers	Most Improved Avg +/-	To Raise Avg +1	To Drop Avg -1	Weekly Over Avg Series Avg +/-
Carey M. Chism	115	68	1738	15		140	369	201	565		350	331	
Jessica J. Goodrich	113	69	2606	23	3.0	142	370	210	574	113 +0.30	358	331	
Angie C. Hauserman	138	49	5129	37	7.0	178	440	229	590	137 +1.62	431	390	
David D. Hibberd	193	5	1743	9	3.5	247	615	247	615		585	572	
Brittany Reiss	100	80	402	4		126	329	206	569		305	297	
Brenda J. Sonnenfeld	107	74	4818	45	3.0	153	400	233	640	99 +8.07	366	317	

Individual High Averages

193.02	Rebecca McPherson	182.70	Ann Graham	180.32	Michelle Limbach
171.99	Krista Wiester	165.20	Dani Krotz	152.88	Cindy Stones
126.91	Rose Hemmingsen	124.50	Sheri Londer	109.24	Patty Schelling

High Individual Match Points

40.5	Rebecca McPherson	30	Ann Graham	30	Krista Wiester	26	Michelle Limbach
20.5	Cindy Stones	16	Dani Krotz	11.5	Sheri Londer	11	Rose Hemmingsen

Most Improved Average

Women 161 to 171.99 = +10.99 Krista Wiester 143 to 152.88 = +9.88 Cindy Stones 172 to 180.32 = +8.32 Michelle Limbach
177 to 182.70 = +5.70 Ann Graham 104 to 109.24 = +5.24 Patty Schelling 162 to 165.20 = +3.20 Dani Krotz

Most Un-Improved Averages

Women 107 to 106.29 = -0.71 Andrea Riessland 97 to 96.58 = -0.42 Jackie Hempstea 122 to 121.73 = -0.27 Misty Hasselquis
113 to 113.30 = +0.30 Jessica Goodrich 126 to 126.91 = +0.91 Rose Hemmingse 123 to 124.50 = +1.50 Sheri Londer

Applette 2022-23

Big Apple Fun Center

Reprint of Scores -- Week 30

Lane 17 6 - Living on a Spare II Week 30 5/4/2023

Name	Old	Old						HDCP
	Avg	HDCP	-1-	-2-	-3-	Total	Total	
Cindy Stones	152	38	191	150	149	490	604	
Rebecca L. McPherson	192	6	180	224	202	606	624	
			====	====	====	====	====	
Scratch Total			371	374	351	1096	1096	
Handicap			44	44	44		132	
Total			415	418	395	1096	1228	
Team Points Won			1.0	1.0	1.0	4.0	4.0	
Match Points Won			0.0	0.0	0.0	3.0	3.0	
Total Points Won			1.0	1.0	1.0	7.0	7.0	

Lane 18 4 - Living on a Spare I Week 30 5/4/2023

Name	Old	Old						HDCP
	Avg	HDCP	-1-	-2-	-3-	Total	Total	
Krista K. Wiester	172	22	114	167	164	445	511	
Ann M. Graham	182	14	187	203	184	574	616	
			====	====	====	====	====	
Scratch Total			301	370	348	1019	1019	
Handicap			36	36	36		108	
Total			337	406	384	1019	1127	
Team Points Won			0.0	0.0	0.0	0.0	0.0	
Match Points Won			0.0	0.0	0.0	0.0	0.0	
Total Points Won			0.0	0.0	0.0	0.0	0.0	

Lane 19 5 - Joe's Honky Tonk Week 30 5/4/2023

Name	Old	Old						HDCP
	Avg	HDCP	-1-	-2-	-3-	Total	Total	
Dani Krotz	164	28	170	169	172	511	595	
Michelle L. Limbach	180	16	177	168	180	525	573	
			====	====	====	====	====	
Scratch Total			347	337	352	1036	1036	
Handicap			44	44	44		132	
Total			391	381	396	1036	1168	
Team Points Won			1.0	1.0	0.0	3.0	3.0	
Match Points Won			0.0	0.0	0.0	2.0	2.0	
Total Points Won			1.0	1.0	0.0	5.0	5.0	

Lane 20 3 - Streamline Painting II Week 30 5/4/2023

Name	Old	Old						HDCP
	Avg	HDCP	-1-	-2-	-3-	Total	Total	
Misty M. Hasselquist	122	62	117	114	111	342	528	
Sheri L. Jorgensen	137	50	139	109	176	424	574	
			====	====	====	====	====	
Scratch Total			256	223	287	766	766	
Handicap			112	112	112		336	
Total			368	335	399	766	1102	
Team Points Won			0.0	0.0	1.0	1.0	1.0	
Match Points Won			0.0	0.0	0.0	1.0	1.0	
Total Points Won			0.0	0.0	1.0	2.0	2.0	

Lane 21 2 - Joes Too Week 30 5/4/2023

Name	Old	Old						HDCP
	Avg	HDCP	-1-	-2-	-3-	Total	Total	
Patty J. Schelling	109	72	108	85	120	313	529	
Sheri J. Londer	123	61	137	176	109	422	605	
			====	====	====	====	====	
Scratch Total			245	261	229	735	735	
Handicap			133	133	133		399	
Total			378	394	362	735	1134	
Team Points Won			1.0	1.0	0.0	3.0	3.0	
Match Points Won			0.0	0.0	0.0	2.0	2.0	
Total Points Won			1.0	1.0	0.0	5.0	5.0	

Lane 22 1 - Streamline Painting I Week 30 5/4/2023

Name	Old	Old						HDCP
	Avg	HDCP	-1-	-2-	-3-	Total	Total	
Andrea C. Riessland	106	75	a86	a86	a86	258	483	
Dawn M. Chadrick	108	73	102	124	167	393	612	
			====	====	====	====	====	
Scratch Total			188	210	253	651	651	
Handicap			148	148	148		444	
Total			336	358	401	651	1095	
Team Points Won			0.0	0.0	1.0	1.0	1.0	
Match Points Won			0.0	0.0	0.0	1.0	1.0	
Total Points Won			0.0	0.0	1.0	2.0	2.0	

Applette 2022-23

Big Apple Fun Center

Match Points Won (This Week) -- Week 30

Lane 17 6 - Living on a Spare II Week 30 5/4/2023

Name	Last Wk Won	Last Wk Lost	HDCP -1-	HDCP -2-	HDCP -3-	HDCP Total
Cindy Stones	1.0		229	188	187	604
Rebecca L. McPherson	2.0		186	230	208	624
			====	====	====	====
Scratch Total			371	374	351	1096
Handicap			44	44	44	132
Total			415	418	395	1228
Team Points Won			1.0	1.0	1.0	4.0
Match Points Won			0.0	0.0	0.0	3.0
Total Points Won			1.0	1.0	1.0	7.0

Lane 18 4 - Living on a Spare I Week 30 5/4/2023

Name	Last Wk Won	Last Wk Lost	HDCP -1-	HDCP -2-	HDCP -3-	HDCP Total
Krista K. Wiester		1.0	136	189	186	511
Ann M. Graham		1.0	201	217	198	616
			====	====	====	====
Scratch Total			301	370	348	1019
Handicap			36	36	36	108
Total			337	406	384	1127
Team Points Won			0.0	0.0	0.0	0.0
Match Points Won			0.0	0.0	0.0	0.0
Total Points Won			0.0	0.0	0.0	0.0

Lane 19 5 - Joe's Honky Tonk Week 30 5/4/2023

Name	Last Wk Won	Last Wk Lost	HDCP -1-	HDCP -2-	HDCP -3-	HDCP Total
Dani Krotz	1.0		198	197	200	595
Michelle L. Limbach	1.0	1.0	193	184	196	573
			====	====	====	====
Scratch Total			347	337	352	1036
Handicap			44	44	44	132
Total			391	381	396	1168
Team Points Won			1.0	1.0	0.0	3.0
Match Points Won			0.0	0.0	0.0	2.0
Total Points Won			1.0	1.0	0.0	5.0

Lane 20 3 - Streamline Painting II Week 30 5/4/2023

Name	Last Wk Won	Last Wk Lost	HDCP -1-	HDCP -2-	HDCP -3-	HDCP Total
Misty M. Hasselquist		1.0	179	176	173	528
Sheri L. Jorgensen	1.0		189	159	226	574
			====	====	====	====
Scratch Total			256	223	287	766
Handicap			112	112	112	336
Total			368	335	399	1102
Team Points Won			0.0	0.0	1.0	1.0
Match Points Won			0.0	0.0	0.0	1.0
Total Points Won			0.0	0.0	1.0	2.0

Lane 21 2 - Joes Too Week 30 5/4/2023

Name	Last Wk Won	Last Wk Lost	HDCP -1-	HDCP -2-	HDCP -3-	HDCP Total
Patty J. Schelling	1.0		180	157	192	529
Sheri J. Londer	1.0	1.0	198	237	170	605
			====	====	====	====
Scratch Total			245	261	229	735
Handicap			133	133	133	399
Total			378	394	362	1134
Team Points Won			1.0	1.0	0.0	3.0
Match Points Won			0.0	0.0	0.0	2.0
Total Points Won			1.0	1.0	0.0	5.0

Lane 22 1 - Streamline Painting I Week 30 5/4/2023

Name	Last Wk Won	Last Wk Lost	HDCP -1-	HDCP -2-	HDCP -3-	HDCP Total
Andrea C. Riessland		1.0	a161	a161	a161	483
Dawn M. Chadrick	1.0		175	197	240	612
			====	====	====	====
Scratch Total			188	210	253	651
Handicap			148	148	148	444
Total			336	358	401	1095
Team Points Won			0.0	0.0	1.0	1.0
Match Points Won			0.0	0.0	0.0	1.0
Total Points Won			0.0	0.0	1.0	2.0

Applette 2022-23

Big Apple Fun Center

* Bowlers listed must have a minimum of 1 games.

Match Points Won (Total for Year)

<u>Name</u>	<u>Avg</u>	<u>Gms</u>	<u>Points Won</u>	<u>Points Lost</u>	<u>%Won</u>	<u>Name</u>	<u>Avg</u>	<u>Gms</u>	<u>Points Won</u>	<u>Points Lost</u>	<u>%Won</u>
Rebecca L. McPherson	193	88	40.5	6.0	87.10%	Angie C. Hauserman	138	37	7.0	6.0	53.85%
Ann M. Graham	182	99	30.0	13.0	69.77%	Shelli Krotz	150	20	6.0	2.0	75.00%
Krista K. Wiester	171	102	30.0	5.0	85.71%	Dawn M. Chadrick	110	28	4.0	4.0	50.00%
Michelle L. Limbach	180	71	26.0	7.0	78.79%	David D. Hibberd	193	9	3.5	1.0	77.78%
Cindy Stones	152	105	20.5	12.0	63.08%	Brenda J. Sonnenfeld	107	45	3.0	9.0	25.00%
Dani Krotz	165	71	16.0	10.0	61.54%	Jessica J. Goodrich	113	23	3.0	5.0	37.50%
Sheri J. Londer	124	86	11.5	18.0	38.98%	Brooke L. Schelling	111	24	2.0	4.0	33.33%
Rose Hemmingsen	126	69	11.0	13.0	45.83%	Amanda B. Smallcomb	143	17	2.0	3.0	40.00%
Kathy Maxson	128	55	11.0	7.0	61.11%	Jackie K. Hempstead	96	38	2.0	9.0	18.18%
Sheri L. Jorgensen	137	41	11.0	5.0	68.75%	Andrea C. Riessland	106	24	2.0	5.0	28.57%
Wendy L. Pohl	136	59	10.5	9.0	53.85%	Misty M. Hasselquist	121	37	2.0	9.0	18.18%
Allen D. Stones	209	17	8.5		100.00%	Carey M. Chism	115	15		4.0	0.00%
Patty J. Schelling	109	67	7.0	13.0	35.00%	Brittany Reiss	100	4		1.0	0.00%

Applette 2022-23

Big Apple Fun Center

* Bowlers listed must have a minimum of 1 games.

Change in Average

Name	-----Old-----		Old					---Average Change---			Weekly Over Avg
	Pins	Games	Avg	-1-	-2-	-3-	Total	New	Old	---> +/-	Series Avg +/-
Dawn M. Chadrick	2713	25	108	102	124	167	393	110.93	- 108.52	= 2.41	393 - 324=69
Carey M. Chism	1738	15	115				0	115.87	- 115.87	= 0.00	
Jessica J. Goodrich	2606	23	113				0	113.30	- 113.30	= 0.00	
Ann M. Graham	17513	96	182	187	203	184	574	182.70	- 182.43	= 0.27	574 - 546=28
Misty M. Hasselquist	4162	34	122	117	114	111	342	121.73	- 122.41	= -0.68	342 - 366=-24
Angie C. Hauserman	5129	37	138				0	138.62	- 138.62	= 0.00	
Rose Hemmingsen	8757	69	126				0	126.91	- 126.91	= 0.00	
Jackie K. Hempstead	3670	38	96				0	96.58	- 96.58	= 0.00	
David D. Hibberd	1743	9	193				0	193.67	- 193.67	= 0.00	
Sheri L. Jorgensen	5225	38	137	139	109	176	424	137.78	- 137.50	= 0.28	424 - 411=13
Dani Krotz	11218	68	164	170	169	172	511	165.20	- 164.97	= 0.23	511 - 492=19
Shelli Krotz	3000	20	150				0	150.00	- 150.00	= 0.00	
Michelle L. Limbach	12278	68	180	177	168	180	525	180.32	- 180.56	= -0.23	525 - 540=-15
Sheri J. Londer	10285	83	123	137	176	109	422	124.50	- 123.92	= 0.58	422 - 369=53
Kathy Maxson	7040	55	128				0	128.00	- 128.00	= 0.00	
Rebecca L. McPherson	16380	85	192	180	224	202	606	193.02	- 192.71	= 0.32	606 - 576=30
Wendy L. Pohl	8060	59	136				0	136.61	- 136.61	= 0.00	
Brittany Reiss	402	4	100				0	100.50	- 100.50	= 0.00	
Andrea C. Riessland	2551	24	106	a86	a86	a86	258	106.29	- 106.29	= 0.00	
Brooke L. Schelling	2683	24	111				0	111.79	- 111.79	= 0.00	
Patty J. Schelling	7006	64	109	108	85	120	313	109.24	- 109.47	= -0.23	313 - 327=-14
Amanda B. Smallcomb	2440	17	143				0	143.53	- 143.53	= 0.00	
Brenda J. Sonnenfeld	4818	45	107				0	107.07	- 107.07	= 0.00	
Allen D. Stones	3565	17	209				0	209.71	- 209.71	= 0.00	
Cindy Stones	15562	102	152	191	150	149	490	152.88	- 152.57	= 0.31	490 - 456=34
Krista K. Wiester	17098	99	172	114	167	164	445	171.99	- 172.71	= -0.72	445 - 516=-71

Applette 2022-23

Big Apple Fun Center

* Bowlers listed must have a minimum of 1 games.

High Average Listing

	Name	True Average	Pins	Gms	To Raise Avg +1	To Drop Avg -1
1	Allen D. Stones	209.71	3565	17	635	614
2	David D. Hibberd	193.67	1743	9	585	572
3	Rebecca L. McPherson	193.02	16986	88	668	576
4	Ann M. Graham	182.70	18087	99	579	476
5	Michelle L. Limbach	180.32	12803	71	591	516
6	Krista K. Wiester	171.99	17543	102	517	411
7	Dani Krotz	165.20	11729	71	555	480
8	Cindy Stones	152.88	16052	105	472	363
9	Shelli Krotz	150.00	3000	20	473	449
10	Amanda B. Smallcomb	143.53	2440	17	440	419
11	Angie C. Hauserman	138.62	5129	37	431	390
12	Sheri L. Jorgensen	137.78	5649	41	423	378
13	Wendy L. Pohl	136.61	8060	59	434	371
14	Kathy Maxson	128.00	7040	55	442	383
15	Rose Hemmingsen	126.91	8757	69	387	314
16	Sheri J. Londer	124.50	10707	86	418	328
17	Misty M. Hasselquist	121.73	4504	37	376	335
18	Carey M. Chism	115.87	1738	15	350	331
19	Jessica J. Goodrich	113.30	2606	23	358	331
20	Brooke L. Schelling	111.79	2683	24	341	313
21	Dawn M. Chadrick	110.93	3106	28	335	303
22	Patty J. Schelling	109.24	7319	67	381	310
23	Brenda J. Sonnenfeld	107.07	4818	45	366	317
24	Andrea C. Riessland	106.29	2551	24	338	310
25	Brittany Reiss	100.50	402	4	305	297
26	Jackie K. Hempstead	96.58	3670	38	307	265

Applette 2022-23

Big Apple Fun Center

* Bowlers listed must have a minimum of 22 games.

Note: This report includes information through May 4 which is Week 30 of 30

Most Improved Averages

<u>Name</u>	<u>True Average</u>	<u>Most Improved Avg</u>	<u>+/-</u>	<u>Name</u>	<u>True Average</u>	<u>Most Improved Avg</u>	<u>+/-</u>
Kathy Maxson	128.00	117	+11.00	Dani Krotz	165.20	162	+3.20
Krista K. Wiester	171.99	161	+10.99	Rebecca L. McPherson	193.02	190	+3.02
Cindy Stones	152.88	143	+9.88	Brooke L. Schelling	111.79	110	+1.79
Michelle L. Limbach	180.32	172	+8.32	Angie C. Hauserman	138.62	137	+1.62
Brenda J. Sonnenfeld	107.07	99	+8.07	Sheri J. Londer	124.50	123	+1.50
Sheri L. Jorgensen	137.78	132	+5.78	Rose Hemmingsen	126.91	126	+0.91
Ann M. Graham	182.70	177	+5.70	Jessica J. Goodrich	113.30	113	+0.30
Wendy L. Pohl	136.61	131	+5.61	Misty M. Hasselquist	121.73	122	-0.27
Patty J. Schelling	109.24	104	+5.24	Jackie K. Hempstead	96.58	97	-0.42
Dawn M. Chadrick	110.93	106	+4.93	Andrea C. Riessland	106.29	107	-0.71

Applette 2022-23

Big Apple Fun Center

* Bowlers listed must have a minimum of 1 games.

Most Pins Over Average

Name	-----Old-----		Old				---Average Change---				Weekly Over Avg
	Pins	Games	Avg	-1-	-2-	-3-	Total	New - Old	---> +/-	Series Avg +/-	
Dawn M. Chadrick	2713	25	108	102	124	167	393	110.93	- 108.52	= 2.41	393 - 324=69
Sheri J. Londer	10285	83	123	137	176	109	422	124.50	- 123.92	= 0.58	422 - 369=53
Cindy Stones	15562	102	152	191	150	149	490	152.88	- 152.57	= 0.31	490 - 456=34
Rebecca L. McPherson	16380	85	192	180	224	202	606	193.02	- 192.71	= 0.32	606 - 576=30
Ann M. Graham	17513	96	182	187	203	184	574	182.70	- 182.43	= 0.27	574 - 546=28
Dani Krotz	11218	68	164	170	169	172	511	165.20	- 164.97	= 0.23	511 - 492=19
Sheri L. Jorgensen	5225	38	137	139	109	176	424	137.78	- 137.50	= 0.28	424 - 411=13
Patty J. Schelling	7006	64	109	108	85	120	313	109.24	- 109.47	= -0.23	313 - 327=-14
Michelle L. Limbach	12278	68	180	177	168	180	525	180.32	- 180.56	= -0.23	525 - 540=-15
Misty M. Hasselquist	4162	34	122	117	114	111	342	121.73	- 122.41	= -0.68	342 - 366=-24
Krista K. Wiester	17098	99	172	114	167	164	445	171.99	- 172.71	= -0.72	445 - 516=-71

Applette 2022-23

Big Apple Fun Center

This report is for scores bowled May 4 which is Week 30 of 30

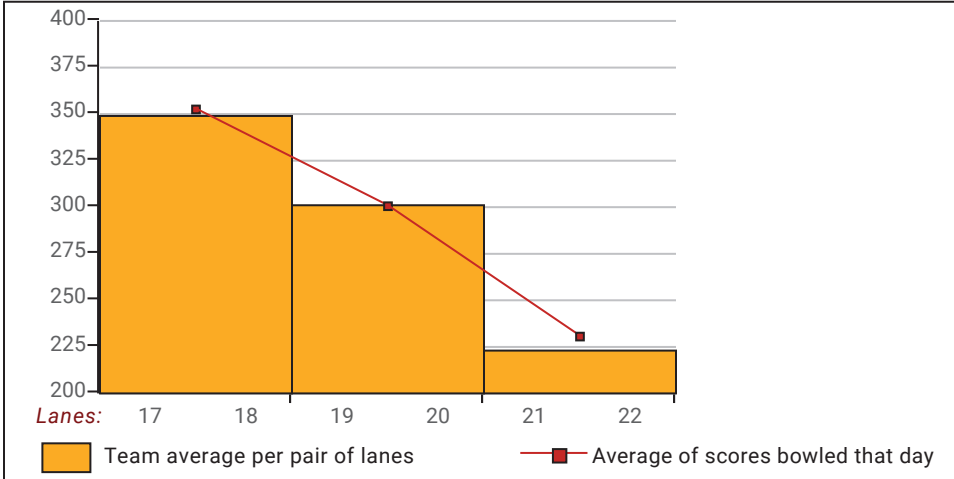
This Week's Statistics: Lefties vs Righties

Unless designated left handed, bowlers are considered right handed.

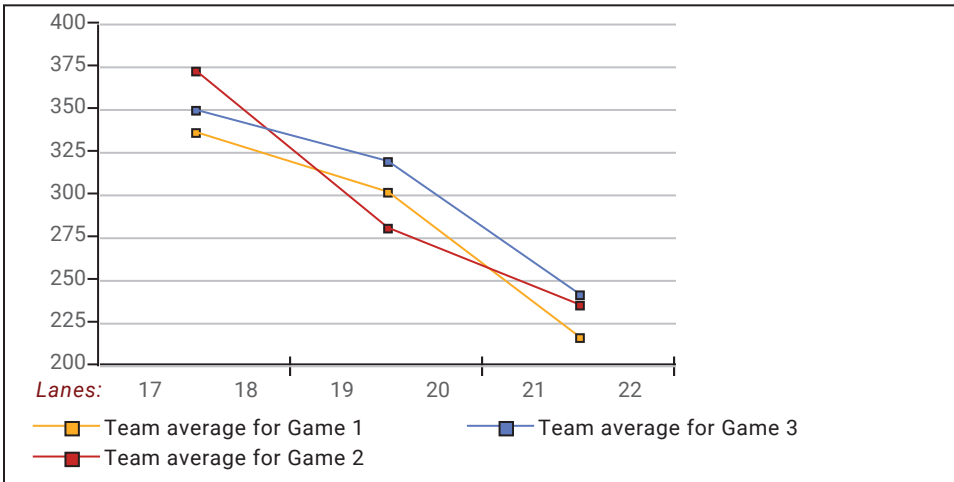
	Over All	Right	Left
How many people bowled	11	11	0
Number of games bowled	33	33	0
Actual average of week's scores	152.88	152.88	0.00
How many games above average	16	16	0
How many games below average	16	16	0
Pins above/below average per game	3.70	3.70	0.00
How many people raised average	7	7	--
by this amount	0.63	0.63	0.00
How many people went down	4	4	--
by this amount	-0.47	-0.47	0.00
League average before bowling	149.80	149.80	0.00
League average after bowling	150.03	150.03	0.00
Change in league average	0.23	0.23	0.00
800s	--	--	--
775s	--	--	--
750s	--	--	--
725s	--	--	--
700s	--	--	--
675s	--	--	--
650s	--	--	--
625s	--	--	--
600s	1	1	--
575s	--	--	--
550s	1	1	--
525s	1	1	--
500s	1	1	--
475s	1	1	--
450s	--	--	--
425s	1	1	--
400s	2	2	--
below 400	3	3	--
300s	--	--	--
275s	--	--	--
250s	--	--	--
225s	--	--	--
200s	3	3	--
175s	8	8	--
150s	8	8	--
125s	3	3	--
100s	10	10	--
below 100	1	1	--

This report is for scores bowled May 4 which is Week 30 of 30

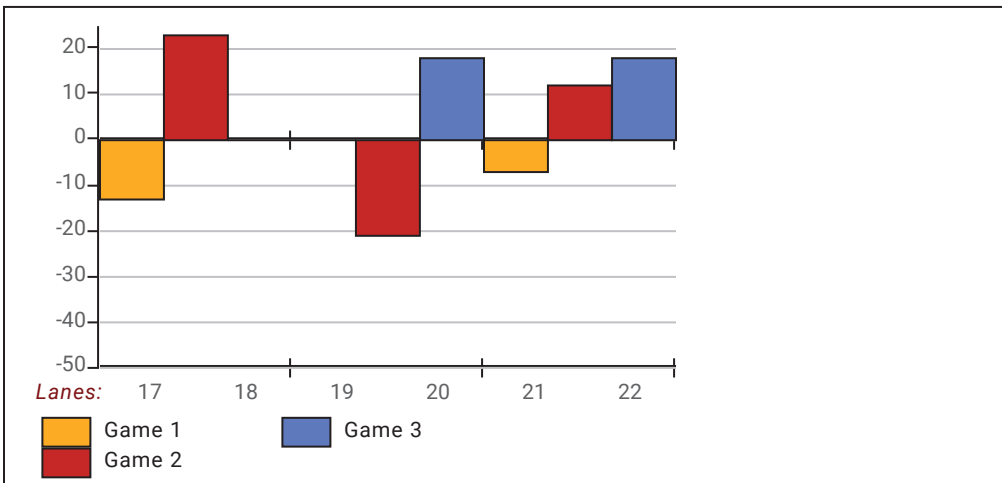
Team Average vs Avg of Scores



Average of Scores for Each Game

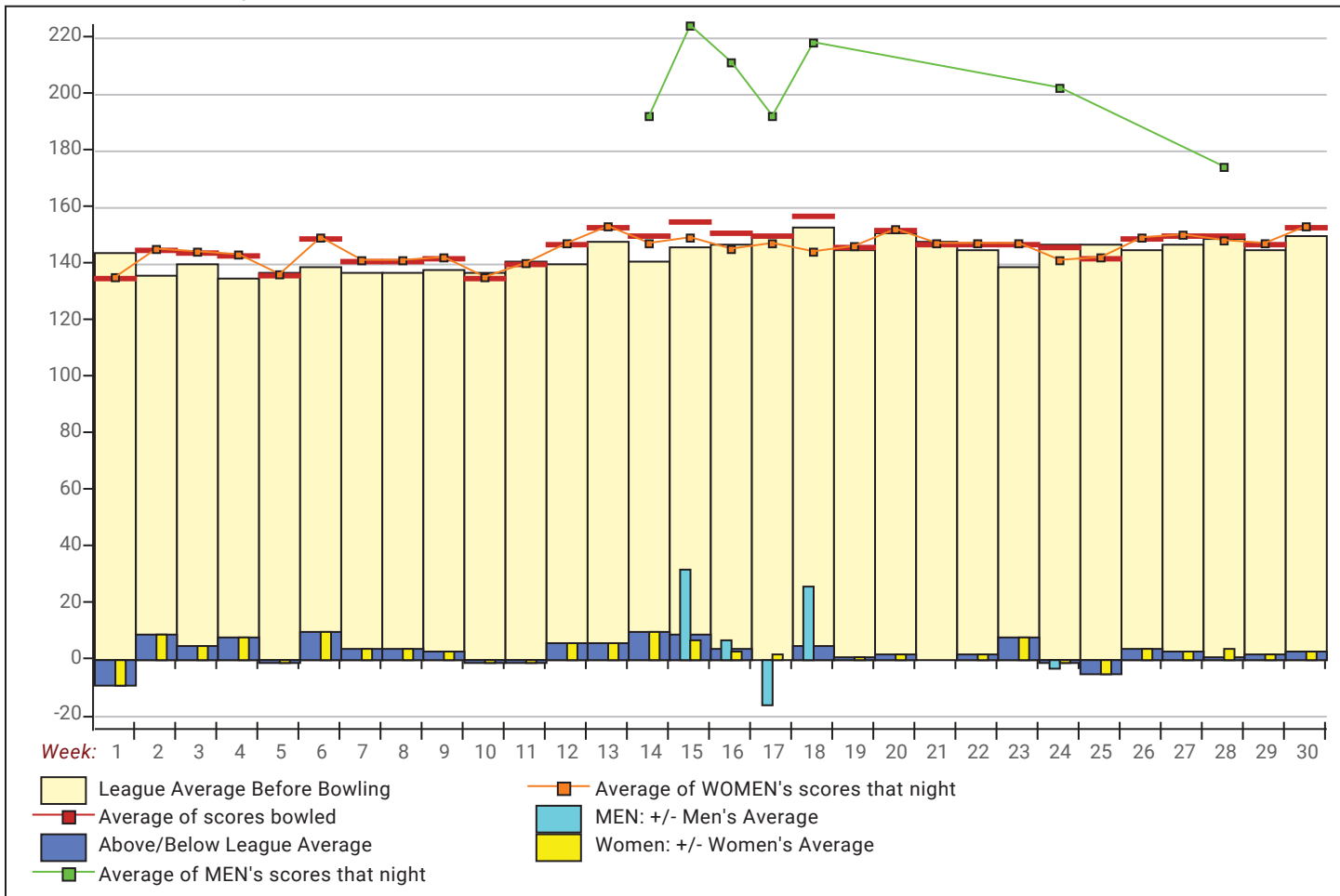


Amount Over/Under Team Average



This report is for scores bowled May 4 which is Week 30 of 30

League Average Week-by-Week



League Average Statistics for Last Week

	League	Right Hand	Left Hand	Men (Lft+Rt)	Women (Lft+Rt)
League Average Before Bowling	149.80	149.80			149.80
Average of scores bowled that night	152.88	152.88			152.88
New League Average After Bowling	150.03	150.03			150.03
Change in League Average	.23	.23			.23
People Who Bowled Over Average	7	7			7
People Who Bowled Under Average	4	4			4
Average Amount of Series Over Avg	35.14	35.14			35.14
Average Amount of Series Under Avg	-31.00	-31.00			-31.00
Difference Avg, NiteAvg	3.70	3.70			3.70
Number of Bowlers	11	11			11
Number of Games Bowled	33	33			33
People Who Raised Their Average	7	7			7
Raised By an Average of This Amount	.63	.63			.63
People Who Lowered Their Average	4	4			4
Lowered By an Average of This Amou	-.47	-.47			-.47
Number of Games Bowled Over Avera	16	16			16
Number of Games Bowled Under Avera	16	16			16

Note: Averages are based only on people who bowled.

Press Release -- 5/6/2023

5/4/2023 Week 30 of 30

Applette 2022-23

Thursday 6:30 pm

Big Apple Fun Center

Lanes 17 - 22

Team Standings

Place	Team Name	Avg p/gm	Points Won	Points Lost	Year-To-Date WON	Y-T-D LOST
1	Living on a Spare II	348	80½	24½	166	59
2	Living on a Spare I	355	70½	34½	153½	71½
3	Joe's Honky Tonk	323	58½	46½	128	97
4	Streamline Painting II	258	51	54	99½	125½
5	Joes Too	233	30	75	67½	157½
6	Streamline Painting I	230	24½	80½	60½	164½

*** Although not shown, standings are determined by points only for the current split

Last Week's Top Scores

Scratch Game		Scratch Series		Handicap Game		Handicap Series	
224	Rebecca McPherson	606	Rebecca McPherson	240	Dawn Chadrick	624	Rebecca McPherson
203	Ann Graham	574	Ann Graham	237	Sheri Londer	616	Ann Graham
191	Cindy Stones	525	Michelle Limbach	230	Rebecca McPherson	612	Dawn Chadrick
180	Michelle Limbach	511	Dani Krotz	229	Cindy Stones	605	Sheri Londer
176	Sheri Jorgensen	490	Cindy Stones	226	Sheri Jorgensen	604	Cindy Stones
176	Sheri Londer	445	Krista Wiester	217	Ann Graham	595	Dani Krotz
172	Dani Krotz	424	Sheri Jorgensen	200	Dani Krotz	574	Sheri Jorgensen
167	Dawn Chadrick	422	Sheri Londer	196	Michelle Limbach	573	Michelle Limbach
167	Krista Wiester	393	Dawn Chadrick	192	Patty Schelling	529	Patty Schelling
120	Patty Schelling	342	Misty Hasselquist	189	Krista Wiester	528	Misty Hasselquist

Local and Bowling Center Awards

Name	USBC ID Number	Award Average	Award Games	G1	G2	G3	Series	Award Score	Award Received
Dawn M. Chadrick	9726-4246 USBC	108	25	102	124	167	393	167	150 Game (Local Assoc. Awards)
Sheri L. Jorgensen	4132-407 USBC	137	38	139	109	176	424	176	175 Game (Local Assoc. Awards)
Sheri J. Londer	9726-4261 USBC	123	83	137	176	109	422	176	175 Game (Local Assoc. Awards)