

# Town & Country 2021-22

Sunday 6:30 pm

## Big Apple Fun Center

Lanes 1 - 12

President: John Krotz Vice President: Richard Lopez  
Secretary/Treasurer: Trish Hancock

### Team Standings

Place	#	Team Name	Points Won	Points Lost	%Won	Season HCP Pins	Season Scr Pins	Avg p/gm	Year-To-Date WON	Y-T-D LOST	Y-T-D % WON
1	7	We Attempt	44	16	73.3	38539	27868	619	44	16	73.3
2	11	Pin Seekers	39	21	65.0	38111	27743	616	39	21	65.0
3	5	Fly High	37½	22½	62.5	38472	20121	447	37½	22½	62.5
4	3	Night Mare	35	25	58.3	38132	23591	524	35	25	58.3
5	9	Spare Me	34	26	56.7	38026	21013	466	34	26	56.7
6	4	We Dilly Dilly 2/Galen's	33	27	55.0	38107	27505	611	33	27	55.0
7	8	Kidds Korner	30	30	50.0	38039	25400	564	30	30	50.0
8	10	Cruizers	30	30	50.0	37793	27584	612	30	30	50.0
9	6	Pin Busters	28	32	46.7	37673	17039	378	28	32	46.7
10	2	Luckey Strikes	22½	37½	37.5	37769	24734	549	22½	37½	37.5
11	1	King Pins	19	41	31.7	37189	25428	565	19	41	31.7
12	12	Bye	8	52		0	0		8	52	13.3

### Review of Last Week's Bowling.....

Lanes	Team Name	HDCP -1-	HDCP -2-	HDCP -3-	HDCP Total	Last Wk WON	Team Name	HDCP -1-	HDCP -2-	HDCP -3-	HDCP Total	Last Wk WON
1-2	We Attempt	757	866	796	2419	1	Pin Seekers	850	852	936	2638	3
3-4	Spare Me	838	830	854	2522	0	Fly High	888	900	907	2695	4
5-6	We Dilly Dilly 2/Galen'	822	882	866	2570	0	Night Mare	842	905	898	2645	4
7-8	Kidds Korner	859	872	881	2612	2	Cruizers	884	883	840	2607	2
9-10	Pin Busters	792	865	848	2505	3	Luckey Strikes	828	830	842	2500	1
11-12	King Pins	932	834	881	2647	4	Bye	0	0	0	0	0

### Lane Assignments

	1-2	3-4	5-6	7-8	9-10	11-12
Wk16 12/12	2- 9	12- 7	3- 1	8- 5	4- 10	6- 11
Wk17 12/19	5- 1	8- 11	4- 2	7- 9	3- 6	12- 10
Wk18 12/26	📅 Christmas No bowling					
Wk18 01/02	8- 3	6- 10	5- 9	1- 11	2- 12	4- 7

### Last Week's Top Scores

Team Scratch Game	Team Scratch Series	Team Handicap Game	Team Handicap Series
707 Pin Seekers	1951 Pin Seekers	936 Pin Seekers	2695 Fly High
659 Cruizers	1932 Cruizers	932 King Pins	2647 King Pins
656 We Dilly Dilly 2/Galen's	1892 We Dilly Dilly 2/Galen's	907 Fly High	2645 Night Mare
646 We Attempt	1759 We Attempt	905 Night Mare	2638 Pin Seekers
632 King Pins	1747 King Pins	884 Cruizers	2612 Kidds Korner
587 Night Mare	1691 Night Mare	882 We Dilly Dilly 2/Galen's	2607 Cruizers
563 Luckey Strikes	1663 Luckey Strikes	881 Kidds Korner	2570 We Dilly Dilly 2/Gal
528 Kidds Korner	1553 Kidds Korner	866 We Attempt	2522 Spare Me
507 Fly High	1495 Fly High	865 Pin Busters	2505 Pin Busters
478 Spare Me	1394 Spare Me	854 Spare Me	2500 Luckey Strikes
447 Pin Busters	1251 Pin Busters	842 Luckey Strikes	2419 We Attempt
Scratch Game	Scratch Series	Handicap Game	Handicap Series
Men 250 Kirk Kossman	619 John Krotz	296 Kirk Kossman	737 Stan Banks
222 Stan Banks	559 Cody Johnson	283 Malcolm Durand	730 Cody Johnson
220 Malcolm Durand	558 Kirk Kossman	283 Stan Banks	708 Malcolm Durand
213 John Krotz	555 Nathan Banks	263 Cody Johnson	706 John Krotz
206 Cody Johnson	554 Stan Banks	250 Nick Stockton	696 Kirk Kossman
204 Nick Stockton	536 Nick Stockton	246 Richard Serr	674 Nick Stockton
193 Rich Hancock	519 Malcolm Durand	242 John Krotz	670 Allen Noltersmeier
192 Larry Lambrecht	511 Rich Hancock	235 Rich Hancock	669 Nathan Banks
189 Richard Serr	506 Bryan Hodges	233 Sean McBride	665 Bryan Hodges
189 Nathan Banks	506 Larry Lambrecht	232 Chris Flodine	663 Tyler Krotz
		232 Jeff Snodgrass	663 Keith Koupal

**Last Week's Top Scores - Continued**

<b>Women</b>	237 Michelle Limbach	625 Michelle Limbach	258 Michelle Limbach	688 Michelle Limbach
	191 Allie Moore	531 Allie Moore	251 Sheri Londer	672 Ashly Baxter
	177 Linda Johnson	460 Linda Johnson	242 Chris Stockton	665 Kattie Johnson
	170 Chris Stockton	424 Ashley Hancock	242 Linda Johnson	655 Linda Johnson
	158 Sheri Londer	423 Kim Hodges	241 Ashly Baxter	653 Linda Harris
	154 Kim Hodges	419 Kattie Johnson	234 Kattie Johnson	649 Jessica Walker
	152 Shelli Krotz	410 Shelli Krotz	233 Brooke Flodine	648 Sheri Londer
	152 Kattie Johnson	397 Lindsay McLaughlin	230 Jessica Walker	645 Tammy Koupal
	144 Ashley Hancock	397 Chris Stockton	227 Allie Moore	642 Brooke Flodine
	143 Lindsay McLaughlin	392 Kira Hancock	226 Kim Hodges	641 Kira Hancock
	143 Brooke Flodine			

**Season High Scores**

	<u>Team Scratch Game</u>	<u>Team Scratch Series</u>	<u>Team Handicap Game</u>	<u>Team Handicap Series</u>
	765 Kidds Korner	2082 Kidds Korner	1006 Kidds Korner	2794 Fly High
	746 Cruizers	2032 We Attempt	988 King Pins	2777 Kidds Korner
	726 King Pins	2025 We Dilly Dilly 2/Galen's	983 We Attempt	2761 Spare Me
	726 We Attempt	1990 Pin Seekers	979 Fly High	2737 We Attempt
	719 We Dilly Dilly 2/Galen's	1971 Cruizers	974 Cruizers	2707 Pin Seekers
	707 Pin Seekers	1921 King Pins	958 Night Mare	2696 Luckey Strikes
	639 Luckey Strikes	1859 Luckey Strikes	951 Spare Me	2673 We Dilly Dilly 2/Gal
	611 Night Mare	1691 Night Mare	947 We Dilly Dilly 2/Galen's	2662 Night Mare
	560 Spare Me	1588 Spare Me	942 Pin Seekers	2662 Cruizers
	546 Fly High	1548 Fly High	926 Pin Busters	2647 King Pins
	494 Pin Busters	1365 Pin Busters	924 Luckey Strikes	2614 Pin Busters

	<u>Scratch Game</u>	<u>Scratch Series</u>	<u>Handicap Game</u>	<u>Handicap Series</u>
<b>Men</b>	267 Mike Brown	649 Nick Stockton	306 David Hibberd	805 Nick Stockton
	259 John Krotz	642 John Krotz	296 Kirk Kossman	760 Kirk Kossman
	255 David Hibberd	620 Nick Kidd	291 John Krotz	742 Cody Johnson
	250 Kirk Kossman	613 Kirk Kossman	285 Nick Kidd	742 Jon Altmaier
	247 Nick Kidd	603 Nathan Banks	283 Malcolm Durand	741 David Hibberd
	235 Larry Lambrecht	590 Mike Brown	283 Stan Banks	737 Stan Banks
	232 Rich Hancock	588 David Hibberd	281 Mike Brown	732 John Krotz
	230 Nathan Banks	573 Larry Lambrecht	278 Cody Johnson	726 Bryan Hodges
	223 Nick Stockton	564 Rich Hancock	276 Larry Lambrecht	720 Nathan Banks
	222 Stan Banks	561 Bryan Hodges	275 Nick Stockton	719 Nick Kidd

<b>Women</b>	246 Rebecca McPherson	631 Michelle Limbach	281 Ashley Hancock	751 Ashley Hancock
	243 Michelle Limbach	615 Rebecca McPherson	280 Cindy Gibbons	725 Shelli Krotz
	236 Allie Moore	572 Allie Moore	278 Shelli Krotz	725 Ashly Baxter
	211 Dani Krotz	542 Dani Krotz	277 Dani Krotz	723 Sheri Londer
	209 Cindy Gibbons	514 Krista Wiester	273 Sheri Londer	722 Brooke Flodine
	200 Ashley Hancock	505 Ashley Hancock	272 Lindsay McLaughlin	721 MaryLee Swim
	199 Lindsay McLaughlin	489 Karen Lopez	271 Jessica Walker	719 Chris Stockton
	195 Shelli Krotz	486 Lindsay McLaughlin	268 Allie Moore	716 Dani Krotz
	189 Linda Johnson	482 Chris Stockton	263 Michelle Limbach	712 Jen Kidd
	188 Krista Wiester	481 Linda Johnson	263 MaryLee Swim	711 Lindsay McLaughlin
				711 Kim Hodges

**Team Rosters**

**1 - King Pins**

<u>Name</u>	<u>Avg</u>	<u>HDCP</u>	<u>Pins</u>	<u>Gms</u>	<u>High Game</u>	<u>High Sers</u>	<u>HDCP Game</u>	<u>HDCP Sers</u>	<u>Most Improved Avg +/-</u>	<u>To Raise Avg +1</u>	<u>To Drop Avg -1</u>	<u>Weekly Over Avg Series Avg +/-</u>
Nathan Banks	173	37	7792	45	230	603	261	720	176 -2.84	560	511	555 - 516=39
Mike Brown	166	44	1832	11	267	590	281	632		506	491	
Katie Butler	111	99	3689	33	160	365	256	652	113 -1.21	343	306	297 - 339=-42
Brooke Modlin	127	83	4969	39	171	442	248	664	130 -2.59	407	364	
Trevor Roberts	152	58	1372	9	186	482	247	665		464	451	
Linda Harris	107	103	1937	18	144	345	240	663		331	309	341 - 318=23

**Town & Country 2021-22**

**2 - Lucky Strikes**

<u>Name</u>	<u>Avg</u>	<u>HDCP</u>	<u>Pins</u>	<u>Gms</u>	<u>High Game</u>	<u>High Sers</u>	<u>HDCP Game</u>	<u>HDCP Sers</u>	<u>Most Improved Avg +/-</u>	<u>To Raise Avg +1</u>	<u>To Drop Avg -1</u>	<u>Weekly Over Avg Series Avg +/-</u>
Angie Hauserman	128	82	5784	45	166	440	245	687	128 +0.53	408	359	374 - 384=-10
Bob Schutt	103	107	4672	45	145	382	251	709	99 +4.82	320	271	297 - 312=-15
Craig Schutt	155	55	6989	45	212	544	270	718	152 +3.31	499	450	461 - 465=-4
Allie Moore	174	36	6287	36	236	572	268	695	180 -5.36	538	498	531 - 522=9
Janet Anderson	111	99	1002	9	130	351	226	648		342	329	

**3 - Night Mare**

<u>Name</u>	<u>Avg</u>	<u>HDCP</u>	<u>Pins</u>	<u>Gms</u>	<u>High Game</u>	<u>High Sers</u>	<u>HDCP Game</u>	<u>HDCP Sers</u>	<u>Most Improved Avg +/-</u>	<u>To Raise Avg +1</u>	<u>To Drop Avg -1</u>	<u>Weekly Over Avg Series Avg +/-</u>
Allen Noltersmeier	122	88	5533	45	169	424	253	685	123 -0.04	371	322	406 - 366=40
Sheri Londer	117	93	4935	42	176	405	273	723	117 +0.50	375	329	369 - 351=18
Malcolm Durand	148	62	6700	45	220	519	283	715	139 +9.89	452	403	519 - 441=78
Lindsay McLaughlin	136	74	6135	45	199	486	272	711	136 +0.33	441	392	397 - 408=-11

**4 - We Dilly Dilly 2/Galen's**

<u>Name</u>	<u>Avg</u>	<u>HDCP</u>	<u>Pins</u>	<u>Gms</u>	<u>High Game</u>	<u>High Sers</u>	<u>HDCP Game</u>	<u>HDCP Sers</u>	<u>Most Improved Avg +/-</u>	<u>To Raise Avg +1</u>	<u>To Drop Avg -1</u>	<u>Weekly Over Avg Series Avg +/-</u>
Brooke Flodine	120	90	2902	24	152	431	249	722	120 +0.92	365	337	372 - 360=12
Chris Flodine	140	70	5464	39	179	456	253	699	138 +2.10	458	415	444 - 417=27
Cindy Gibbons	140	70	4212	30	209	469	280	682	140 +0.40	441	407	
Michelle Limbach	191	19	6883	36	243	631	263	702	193 -1.81	605	565	625 - 567=58
Jon Altmaier	134	76	1208	9	179	463	272	742		412	399	
David Hibberd	165	45	6452	39	255	588	306	741	168 -2.56	520	477	451 - 498=-47

**5 - Fly High**

<u>Name</u>	<u>Avg</u>	<u>HDCP</u>	<u>Pins</u>	<u>Gms</u>	<u>High Game</u>	<u>High Sers</u>	<u>HDCP Game</u>	<u>HDCP Sers</u>	<u>Most Improved Avg +/-</u>	<u>To Raise Avg +1</u>	<u>To Drop Avg -1</u>	<u>Weekly Over Avg Series Avg +/-</u>
Kattie Johnson	129	81	5811	45	176	443	260	699	128 +1.13	429	380	419 - 384=35
Ashly Baxter	77	133	2310	30	116	299	258	725	78 -1.00	264	230	267 - 225=42
John Baxter	84	126	3553	42	131	301	262	694	84 +0.60	272	226	250 - 252=-2
Cody Johnson	155	55	7018	45	213	559	278	742	152 +3.96	470	421	559 - 459=100
Craig Boyd	154	56	463	3	172	463	228	631		467	460	

**6 - Pin Busters**

<u>Name</u>	<u>Avg</u>	<u>HDCP</u>	<u>Pins</u>	<u>Gms</u>	<u>High Game</u>	<u>High Sers</u>	<u>HDCP Game</u>	<u>HDCP Sers</u>	<u>Most Improved Avg +/-</u>	<u>To Raise Avg +1</u>	<u>To Drop Avg -1</u>	<u>Weekly Over Avg Series Avg +/-</u>
Tatsi Schmit	56	154	1302	23	88	218	244	686	54 +2.61	180	153	
Jessica Walker	96	114	4331	45	155	343	271	691	93 +3.24	325	276	304 - 285=19
Jeff Snodgrass	124	86	5621	45	169	421	256	682	127 -2.09	379	330	357 - 375=-18
Tregg Reiss	86	124	260	3	96	260	220	632		262	255	

**7 - We Attempt**

<u>Name</u>	<u>Avg</u>	<u>HDCP</u>	<u>Pins</u>	<u>Gms</u>	<u>High Game</u>	<u>High Sers</u>	<u>HDCP Game</u>	<u>HDCP Sers</u>	<u>Most Improved Avg +/-</u>	<u>To Raise Avg +1</u>	<u>To Drop Avg -1</u>	<u>Weekly Over Avg Series Avg +/-</u>
Ashley Hancock	142	68	6399	45	200	505	281	751	138 +4.20	465	416	424 - 426=-2
Dani Krotz	152	58	6858	45	211	542	277	716	147 +5.40	486	437	370 - 462=-92
Richard Serr	153	57	6896	45	208	517	267	701	146 +7.24	496	447	459 - 459=0
Larry Lambrecht	171	39	7209	42	235	573	276	716	170 +1.64	531	485	506 - 513=-7

**8 - Kidds Korner**

<u>Name</u>	<u>Avg</u>	<u>HDCP</u>	<u>Pins</u>	<u>Gms</u>	<u>High Game</u>	<u>High Sers</u>	<u>HDCP Game</u>	<u>HDCP Sers</u>	<u>Most Improved Avg +/-</u>	<u>To Raise Avg +1</u>	<u>To Drop Avg -1</u>	<u>Weekly Over Avg Series Avg +/-</u>
Tammy Koupal	112	98	2357	21	149	384	243	692	112 +0.24	355	330	348 - 333=15
Keith Koupal	128	82	768	6	156	396	234	630		393	383	
Jen Kidd	123	87	2961	24	162	436	254	712	123 +0.38	387	359	
Nick Kidd	177	33	5325	30	247	620	285	719	179 -1.50	549	515	
Kim Hodges	138	72	5403	39	170	477	248	711	138 +0.54	435	392	423 - 414=9
Bryan Hodges	158	52	6187	39	211	561	266	726	155 +3.64	491	448	506 - 471=35
Jason Pedersen	145	65	437	3	160	437	225	632		439	432	
Keith Koupal	84	126	1011	12	109	276	250	678		264	248	276 - 243=33

**Town & Country 2021-22**

**9 - Spare Me**

<u>Name</u>	<u>Avg</u>	<u>HDCP</u>	<u>Pins</u>	<u>Gms</u>	<u>High Game</u>	<u>High Sers</u>	<u>HDCP Game</u>	<u>HDCP Sers</u>	<u>Most Improved Avg +/-</u>	<u>To Raise Avg +1</u>	<u>To Drop Avg -1</u>	<u>Weekly Over Avg Series Avg +/-</u>
MaryLee Swim	107	103	4832	45	157	403	263	721	105 +2.38	352	303	313 - 321=-8
Karen Lopez	142	68	5117	36	182	489	252	699	139 +3.14	460	420	
Tyler Krotz	66	144	2985	45	101	271	250	718	62 +4.33	231	182	228 - 195=33
Richard Lopez	150	60	5885	39	194	528	256	714	148 +2.90	457	414	457 - 450=7

**10 - Cruizers**

<u>Name</u>	<u>Avg</u>	<u>HDCP</u>	<u>Pins</u>	<u>Gms</u>	<u>High Game</u>	<u>High Sers</u>	<u>HDCP Game</u>	<u>HDCP Sers</u>	<u>Most Improved Avg +/-</u>	<u>To Raise Avg +1</u>	<u>To Drop Avg -1</u>	<u>Weekly Over Avg Series Avg +/-</u>
Kira Hancock	127	83	3451	27	159	420	246	671	127 +0.81	389	358	392 - 381=11
Trish Hancock	114	96	2056	18	143	363	241	657		359	337	
Shelli Krotz	138	72	6254	45	195	476	278	725	132 +6.98	418	369	410 - 417=-7
Rich Hancock	168	42	7600	45	232	564	269	685	173 -4.11	512	463	511 - 504=7
John Krotz	182	28	8223	45	259	642	291	732	178 +4.73	561	512	619 - 543=76

**11 - Pin Seekers**

<u>Name</u>	<u>Avg</u>	<u>HDCP</u>	<u>Pins</u>	<u>Gms</u>	<u>High Game</u>	<u>High Sers</u>	<u>HDCP Game</u>	<u>HDCP Sers</u>	<u>Most Improved Avg +/-</u>	<u>To Raise Avg +1</u>	<u>To Drop Avg -1</u>	<u>Weekly Over Avg Series Avg +/-</u>
Chris Stockton	137	73	6203	45	179	482	258	719	142 -4.16	421	372	397 - 414=-17
Linda Johnson	146	64	4397	30	189	481	252	670	148 -1.43	454	420	460 - 435=25
Kirk Kossman	166	44	6972	42	250	613	296	760	163 +3.00	543	497	558 - 492=66
Nick Stockton	165	45	7452	45	223	649	275	805	154 +11.60	516	467	536 - 492=44
Krista Wiester	164	46	1483	9	188	514	227	654		497	484	

**12 - Bye**

**Temporary Substitutes**

 **Men**

<u>Name</u>	<u>Avg</u>	<u>HDCP</u>	<u>Pins</u>	<u>Gms</u>	<u>High Game</u>	<u>High Sers</u>	<u>HDCP Game</u>	<u>HDCP Sers</u>	<u>Most Improved Avg +/-</u>	<u>To Raise Avg +1</u>	<u>To Drop Avg -1</u>	<u>Weekly Over Avg Series Avg +/-</u>
Stan Banks	153	57	3837	25	222	554	283	737	148 +5.48	475	446	554 - 447=107
John Cornett	148	62	445	3	198	445	260	631		449	442	
Sean McBride	147	63	3090	21	172	488	240	689	147 +0.14	462	437	452 - 438=14
Tom Soderholm	168	42	506	3	179	506	221	632		508	501	

 **Women**

<u>Name</u>	<u>Avg</u>	<u>HDCP</u>	<u>Pins</u>	<u>Gms</u>	<u>High Game</u>	<u>High Sers</u>	<u>HDCP Game</u>	<u>HDCP Sers</u>	<u>Most Improved Avg +/-</u>	<u>To Raise Avg +1</u>	<u>To Drop Avg -1</u>	<u>Weekly Over Avg Series Avg +/-</u>
Rebecca McPherson	200	10	1205	6	246	615	251	630		604	594	

**Individual High Averages**

<b>Men</b>	Avg	Name	Avg	Name
182.73	John Krotz	191.19	Michelle Limbach	
177.50	Nick Kidd	174.64	Allie Moore	
173.16	Nathan Banks	152.40	Dani Krotz	
171.64	Larry Lambrecht	146.57	Linda Johnson	
168.89	Rich Hancock	142.20	Ashley Hancock	
166.00	Kirk Kossman	142.14	Karen Lopez	
165.60	Nick Stockton	140.40	Cindy Gibbons	
165.44	David Hibberd	138.98	Shelli Krotz	
158.64	Bryan Hodges	138.54	Kim Hodges	
155.96	Cody Johnson	137.84	Chris Stockton	

**Most Improved Average**

<b>Men</b>	154 to 165.60 = +11.60 Nick Stockton	139 to 148.89 = +9.89 Malcolm Durand	146 to 153.24 = +7.24 Richard Serr
	148 to 153.48 = +5.48 Stan Banks	99 to 103.82 = +4.82 Bob Schutt	178 to 182.73 = +4.73 John Krotz
<b>Women</b>	132 to 138.98 = +6.98 Shelli Krotz	147 to 152.40 = +5.40 Dani Krotz	138 to 142.20 = +4.20 Ashley Hancock
	93 to 96.24 = +3.24 Jessica Walker	139 to 142.14 = +3.14 Karen Lopez	54 to 56.61 = +2.61 Tatsi Schmit

**Most Un-Improved Averages**

<b>Men</b>	173 to 168.89 = -4.11 Rich Hancock	176 to 173.16 = -2.84 Nathan Banks	168 to 165.44 = -2.56 David Hibberd
	127 to 124.91 = -2.09 Jeff Snodgrass	179 to 177.50 = -1.50 Nick Kidd	123 to 122.96 = -0.04 Allen Noltersmeie
<b>Women</b>	180 to 174.64 = -5.36 Allie Moore	142 to 137.84 = -4.16 Chris Stockton	130 to 127.41 = -2.59 Brooke Modlin
	193 to 191.19 = -1.81 Michelle Limbach	148 to 146.57 = -1.43 Linda Johnson	113 to 111.79 = -1.21 Katie Butler

**Local and Bowling Center Awards**

<b>Name</b>	<b>USBC ID Number</b>	<b>Award Average</b>	<b>Award Games</b>	<b>G1</b>	<b>G2</b>	<b>G3</b>	<b>Series</b>	<b>Award Score</b>	<b>Award Received</b>
Stan Banks	1494-24 USBC	149	22	222	163	169	554	222	200 Game (Local Assoc. Awards)
Malcolm R. Durand	6201-69 USBC	147	42	147	152	220	519	220	200 Game (Local Assoc. Awards)
Cody W. Johnson	9726-4270 USBC	153	42	154	206	199	559	206	200 Game (Local Assoc. Awards)
Kirk E. Kossman	1494-352 USBC	164	39	160	148	250	558	250	250 Game (Local Assoc. Awards)
	1494-352 USBC	164	39	160	148	250	558	250	75 Pins Over Average Game (Local Assoc. A
Michelle L. Limbach	4132-94 USBC	189	33	181	237	207	625	237	225 Game (Local Assoc. Awards)
Sheri J. Londer	9726-4261 USBC	117	39	108	158	103	369	158	150 Game (Local Assoc. Awards)
Nick J. Stockton	1494-2685 USBC	164	42	204	172	160	536	204	200 Game (Local Assoc. Awards)

# Town & Country 2021-22

## Big Apple Fun Center

### Reprint of Scores -- Week 15

#### Lane 1 7 - We Attempt Week 15 12/5/2021

Name	Old	Old						HDCP
	Avg	HDCP	-1-	-2-	-3-	Total	Total	
Ashley K. Hancock	142	68	140	140	144	424	628	
Dani Krotz	154	56	118	125	127	370	538	
Richard M. Serr	153	57	133	189	137	459	630	
Larry L. Lambrecht	171	39	146	192	168	506	623	
			====	====	====	====	====	
Scratch Total			537	646	576	1759	1759	
Handicap			220	220	220		660	
Total			757	866	796	1759	2419	
Team Points Won			0.0	1.0	0.0	1.0	1.0	

#### Lane 2 11 - Pin Seekers Week 15 12/5/2021

Name	Old	Old						HDCP
	Avg	HDCP	-1-	-2-	-3-	Total	Total	
Chris M. Stockton	138	72	101	126	170	397	613	
Linda A. Johnson	145	65	156	177	127	460	655	
Kirk E. Kossman	164	46	160	148	250	558	696	
Nick J. Stockton	164	46	204	172	160	536	674	
			====	====	====	====	====	
Scratch Total			621	623	707	1951	1951	
Handicap			229	229	229		687	
Total			850	852	936	1951	2638	
Team Points Won			1.0	0.0	1.0	3.0	3.0	

#### Lane 3 9 - Spare Me Week 15 12/5/2021

Name	Old	Old						HDCP
	Avg	HDCP	-1-	-2-	-3-	Total	Total	
MaryLee Swim	107	103	110	100	103	313	622	
Karen L. Lopez	142	68	a132	a132	a132	396	600	
Tyler J. Krotz	65	145	86	67	75	228	663	
Richard L. Lopez	150	60	134	155	168	457	637	
			====	====	====	====	====	
Scratch Total			462	454	478	1394	1394	
Handicap			376	376	376		1128	
Total			838	830	854	1394	2522	
Team Points Won			0.0	0.0	0.0	0.0	0.0	

#### Lane 4 5 - Fly High Week 15 12/5/2021

Name	Old	Old						HDCP
	Avg	HDCP	-1-	-2-	-3-	Total	Total	
Kattie L. Johnson	128	82	142	125	152	419	665	
Ashly N. Baxter	75	135	106	94	67	267	672	
John L. Baxter	84	126	86	75	89	250	628	
Cody W. Johnson	153	57	154	206	199	559	730	
			====	====	====	====	====	
Scratch Total			488	500	507	1495	1495	
Handicap			400	400	400		1200	
Total			888	900	907	1495	2695	
Team Points Won			1.0	1.0	1.0	4.0	4.0	

#### Lane 5 4 - We Dilly Dilly 2/Galen's Week 15 12/5/2021

Name	Old	Old						HDCP
	Avg	HDCP	-1-	-2-	-3-	Total	Total	
Brooke A. Flodine	120	90	143	111	118	372	642	
Chris Flodine	139	71	130	161	153	444	657	
David D. Hibberd	166	44	142	147	162	451	583	
Michelle L. Limbach	189	21	181	237	207	625	688	
			====	====	====	====	====	
Scratch Total			596	656	640	1892	1892	
Handicap			226	226	226		678	
Total			822	882	866	1892	2570	
Team Points Won			0.0	0.0	0.0	0.0	0.0	

#### Lane 6 3 - Night Mare Week 15 12/5/2021

Name	Old	Old						HDCP
	Avg	HDCP	-1-	-2-	-3-	Total	Total	
Allen S. Noltersmeier	122	88	141	134	131	406	670	
Sheri J. Londer	117	93	108	158	103	369	648	
Malcolm R. Durand	147	63	147	152	220	519	708	
Lindsay L. McLaughlin	136	74	128	143	126	397	619	
			====	====	====	====	====	
Scratch Total			524	587	580	1691	1691	
Handicap			318	318	318		954	
Total			842	905	898	1691	2645	
Team Points Won			1.0	1.0	1.0	4.0	4.0	

**Town & Country 2021-22**

**Lane 7 8 - Kidds Korner** Week 15 12/5/2021

Name	Old Avg	Old HDCP	-1-	-2-	-3-	Total	HDCP Total
Tammy Koupal	111	99	113	120	115	348	645
Kim L. Hodges	138	72	127	142	154	423	639
Bryan L. Hodges	157	53	165	165	176	506	665
Keith D. Koupal	81	129	101	92	83	276	663
			====	====	====	====	====
Scratch Total			506	519	528	1553	1553
Handicap			353	353	353		1059
Total			859	872	881	1553	2612
Team Points Won			0.0	0.0	1.0	2.0	2.0

**Lane 8 10 - Cruizers** Week 15 12/5/2021

Name	Old Avg	Old HDCP	-1-	-2-	-3-	Total	HDCP Total
Kira L. Hancock	127	83	110	140	142	392	641
Shellie Krotz	139	71	152	134	124	410	623
Rich Hancock	168	42	193	171	147	511	637
John Krotz	181	29	204	213	202	619	706
			====	====	====	====	====
Scratch Total			659	658	615	1932	1932
Handicap			225	225	225		675
Total			884	883	840	1932	2607
Team Points Won			1.0	1.0	0.0	2.0	2.0

**Lane 9 6 - Pin Busters** Week 15 12/5/2021

Name	Old Avg	Old HDCP	-1-	-2-	-3-	Total	HDCP Total
Tatsi Schmit	56	154	a46	a46	a46	138	600
Jessica P. Walker	95	115	83	115	106	304	649
Jeff D. Snodgrass	125	85	101	147	109	357	612
Sean A. McBride	146	64	144	139	169	452	644
			====	====	====	====	====
Scratch Total			374	447	430	1251	1251
Handicap			418	418	418		1254
Total			792	865	848	1251	2505
Team Points Won			0.0	1.0	1.0	3.0	3.0

**Lane 10 2 - Luckey Strikes** Week 15 12/5/2021

Name	Old Avg	Old HDCP	-1-	-2-	-3-	Total	HDCP Total
Angie C. Hauserman	128	82	129	135	110	374	620
Bob Schutt	104	106	77	115	105	297	615
Craig A. Schutt	155	55	162	142	157	461	626
Allie E. Moore	174	36	181	159	191	531	639
			====	====	====	====	====
Scratch Total			549	551	563	1663	1663
Handicap			279	279	279		837
Total			828	830	842	1663	2500
Team Points Won			1.0	0.0	0.0	1.0	1.0

**Lane 11 1 - King Pins** Week 15 12/5/2021

Name	Old Avg	Old HDCP	-1-	-2-	-3-	Total	HDCP Total
Nathan Banks	172	38	185	189	181	555	669
Katie M. Butler	113	97	116	71	110	297	588
Linda L. Harris	106	104	109	111	121	341	653
Stan Banks	149	61	222	163	169	554	737
			====	====	====	====	====
Scratch Total			632	534	581	1747	1747
Handicap			300	300	300		900
Total			932	834	881	1747	2647
Team Points Won			1.0	1.0	1.0	4.0	4.0

**Lane 12 12 - Bye** Week 15 12/5/2021

Name	Old Avg	Old HDCP	-1-	-2-	-3-	Total	HDCP Total
<i>No one bowled</i>							

# Town & Country 2021-22

## Big Apple Fun Center

\* Bowlers listed must have a minimum of 1 games.

### Change in Average

Name	----Old----		Old Avg	---Average Change---			Total	---Average Change---			Weekly Over Avg Series Avg +/-
	Pins	Games		-1-	-2-	-3-		New - Old	---> +/-		
Jon D. Altmaier	1208	9	134				0	134.22	- 134.22	= 0.00	
Janet E. Anderson	1002	9	111				0	111.33	- 111.33	= 0.00	
Nathan Banks	7237	42	172	185	189	181	555	173.16	- 172.31	= 0.85	555 - 516=39
Stan Banks	3283	22	149	222	163	169	554	153.48	- 149.23	= 4.25	554 - 447=107
Ashly N. Baxter	2043	27	75	106	94	67	267	77.00	- 75.67	= 1.33	267 - 225=42
John L. Baxter	3303	39	84	86	75	89	250	84.60	- 84.69	= -0.10	250 - 252=-2
Craig A. Boyd	463	3	154				0	154.33	- 154.33	= 0.00	
Mike Brown	1832	11	166				0	166.55	- 166.55	= 0.00	
Katie M. Butler	3392	30	113	116	71	110	297	111.79	- 113.07	= -1.28	297 - 339=-42
John A. Cornett	445	3	148				0	148.33	- 148.33	= 0.00	
Malcolm R. Durand	6181	42	147	147	152	220	519	148.89	- 147.17	= 1.72	519 - 441=78
Brooke A. Flodine	2530	21	120	143	111	118	372	120.92	- 120.48	= 0.44	372 - 360=12
Chris Flodine	5020	36	139	130	161	153	444	140.10	- 139.44	= 0.66	444 - 417=27
Cindy Gibbons	4212	30	140				0	140.40	- 140.40	= 0.00	
Ashley K. Hancock	5975	42	142	140	140	144	424	142.20	- 142.26	= -0.06	424 - 426=-2
Kira L. Hancock	3059	24	127	110	140	142	392	127.81	- 127.46	= 0.36	392 - 381=11
Rich Hancock	7089	42	168	193	171	147	511	168.89	- 168.79	= 0.10	511 - 504=7
Trish R. Hancock	2056	18	114				0	114.22	- 114.22	= 0.00	
Linda L. Harris	1596	15	106	109	111	121	341	107.61	- 106.40	= 1.21	341 - 318=23
Angie C. Hauserman	5410	42	128	129	135	110	374	128.53	- 128.81	= -0.28	374 - 384=-10
David D. Hibberd	6001	36	166	142	147	162	451	165.44	- 166.69	= -1.26	451 - 498=-47
Bryan L. Hodges	5681	36	157	165	165	176	506	158.64	- 157.81	= 0.84	506 - 471=35
Kim L. Hodges	4980	36	138	127	142	154	423	138.54	- 138.33	= 0.21	423 - 414=9
Cody W. Johnson	6459	42	153	154	206	199	559	155.96	- 153.79	= 2.17	559 - 459=100
Kattie L. Johnson	5392	42	128	142	125	152	419	129.13	- 128.38	= 0.75	419 - 384=35
Linda A. Johnson	3937	27	145	156	177	127	460	146.57	- 145.81	= 0.75	460 - 435=25
Jen Kidd	2961	24	123				0	123.38	- 123.38	= 0.00	
Nick Kidd	5325	30	177				0	177.50	- 177.50	= 0.00	
Kirk E. Kossman	6414	39	164	160	148	250	558	166.00	- 164.46	= 1.54	558 - 492=66
Keith D. Koupal	768	6	128				0	128.00	- 128.00	= 0.00	
Keith D. Koupal	735	9	81	101	92	83	276	84.25	- 81.67	= 2.58	276 - 243=33
Tammy Koupal	2009	18	111	113	120	115	348	112.24	- 111.61	= 0.63	348 - 333=15
Dani Krotz	6488	42	154	118	125	127	370	152.40	- 154.48	= -2.08	370 - 462=-92
John Krotz	7604	42	181	204	213	202	619	182.73	- 181.05	= 1.69	619 - 543=76
Shelli Krotz	5844	42	139	152	134	124	410	138.98	- 139.14	= -0.17	410 - 417=-7
Tyler J. Krotz	2757	42	65	86	67	75	228	66.33	- 65.64	= 0.69	228 - 195=33
Larry L. Lambrecht	6703	39	171	146	192	168	506	171.64	- 171.87	= -0.23	506 - 513=-7



**Town & Country 2021-22**

Name	----Old----		Old				Total	---Average Change---			Weekly Over Avg Series Avg +/-
	Pins	Games	Avg	-1-	-2-	-3-		New - Old	----> +/-	=	
Michelle L. Limbach	6258	33	189	181	237	207	625	191.19	- 189.64	= 1.56	625 - 567=58
Sheri J. Londer	4566	39	117	108	158	103	369	117.50	- 117.08	= 0.42	369 - 351=18
Karen L. Lopez	5117	36	142	a132	a132	a132	396	142.14	- 142.14	= 0.00	
Richard L. Lopez	5428	36	150	134	155	168	457	150.90	- 150.78	= 0.12	457 - 450=7
Sean A. McBride	2638	18	146	144	139	169	452	147.14	- 146.56	= 0.59	452 - 438=14
Lindsay L. McLaughlin	5738	42	136	128	143	126	397	136.33	- 136.62	= -0.29	397 - 408=-11
Rebecca L. McPherson	1205	6	200				0	200.83	- 200.83	= 0.00	
Brooke J. Modlin	4969	39	127				0	127.41	- 127.41	= 0.00	
Allie E. Moore	5756	33	174	181	159	191	531	174.64	- 174.42	= 0.21	531 - 522=9
Allen S. Noltersmeier	5127	42	122	141	134	131	406	122.96	- 122.07	= 0.88	406 - 366=40
Jason O. Pedersen	437	3	145				0	145.67	- 145.67	= 0.00	
Tregg Reiss	260	3	86				0	86.67	- 86.67	= 0.00	
Trevor A. Roberts	1372	9	152				0	152.44	- 152.44	= 0.00	
Tatsi Schmit	1302	23	56	a46	a46	a46	138	56.61	- 56.61	= 0.00	
Bob Schutt	4375	42	104	77	115	105	297	103.82	- 104.17	= -0.34	297 - 312=-15
Craig A. Schutt	6528	42	155	162	142	157	461	155.31	- 155.43	= -0.12	461 - 465=-4
Richard M. Serr	6437	42	153	133	189	137	459	153.24	- 153.26	= -0.02	459 - 459=0
Jeff D. Snodgrass	5264	42	125	101	147	109	357	124.91	- 125.33	= -0.42	357 - 375=-18
Tom Soderholm	506	3	168				0	168.67	- 168.67	= 0.00	
Chris M. Stockton	5806	42	138	101	126	170	397	137.84	- 138.24	= -0.39	397 - 414=-17
Nick J. Stockton	6916	42	164	204	172	160	536	165.60	- 164.67	= 0.93	536 - 492=44
MaryLee Swim	4519	42	107	110	100	103	313	107.38	- 107.60	= -0.22	313 - 321=-8
Jessica P. Walker	4027	42	95	83	115	106	304	96.24	- 95.88	= 0.36	304 - 285=19
Krista K. Wiester	1483	9	164				0	164.78	- 164.78	= 0.00	

# Town & Country 2021-22

## Big Apple Fun Center

\* Bowlers listed must have a minimum of 1 games.

### High Average Listing

	<u>Name</u>	<u>True Average</u>	<u>Pins</u>	<u>Gms</u>	<u>To Raise Avg +1</u>	<u>To Drop Avg -1</u>
1	Rebecca L. McPherson	200.83	1205	6	604	594
2	Michelle L. Limbach	191.19	6883	36	605	565
3	John Krotz	182.73	8223	45	561	512
4	Nick Kidd	177.50	5325	30	549	515
5	Allie E. Moore	174.64	6287	36	538	498
6	Nathan Banks	173.16	7792	45	560	511
7	Larry L. Lambrecht	171.64	7209	42	531	485
8	Rich Hancock	168.89	7600	45	512	463
9	Tom Soderholm	168.67	506	3	508	501
10	Mike Brown	166.55	1832	11	506	491
11	Kirk E. Kossman	166.00	6972	42	543	497
12	Nick J. Stockton	165.60	7452	45	516	467
13	David D. Hibberd	165.44	6452	39	520	477
14	Krista K. Wiester	164.78	1483	9	497	484
15	Bryan L. Hodges	158.64	6187	39	491	448
16	Cody W. Johnson	155.96	7018	45	470	421
17	Craig A. Schutt	155.31	6989	45	499	450
18	Craig A. Boyd	154.33	463	3	467	460
19	Stan Banks	153.48	3837	25	475	446
20	Richard M. Serr	153.24	6896	45	496	447
21	Trevor A. Roberts	152.44	1372	9	464	451
22	Dani Krotz	152.40	6858	45	486	437
23	Richard L. Lopez	150.90	5885	39	457	414
24	Malcolm R. Durand	148.89	6700	45	452	403
25	John A. Cornett	148.33	445	3	449	442
26	Sean A. McBride	147.14	3090	21	462	437
27	Linda A. Johnson	146.57	4397	30	454	420
28	Jason O. Pedersen	145.67	437	3	439	432
29	Ashley K. Hancock	142.20	6399	45	465	416
30	Karen L. Lopez	142.14	5117	36	460	420
31	Cindy Gibbons	140.40	4212	30	441	407
32	Chris Flodine	140.10	5464	39	458	415
33	Shelli Krotz	138.98	6254	45	418	369
34	Kim L. Hodges	138.54	5403	39	435	392
35	Chris M. Stockton	137.84	6203	45	421	372
36	Lindsay L. McLaughlin	136.33	6135	45	441	392
37	Jon D. Altmaier	134.22	1208	9	412	399
38	Kattie L. Johnson	129.13	5811	45	429	380
39	Angie C. Hauserman	128.53	5784	45	408	359
40	Keith D. Koupal	128.00	768	6	393	383
41	Kira L. Hancock	127.81	3451	27	389	358
42	Brooke J. Modlin	127.41	4969	39	407	364
43	Jeff D. Snodgrass	124.91	5621	45	379	330
44	Jen Kidd	123.38	2961	24	387	359
45	Allen S. Noltersmeier	122.96	5533	45	371	322
46	Brooke A. Flodine	120.92	2902	24	365	337
47	Sheri J. Londer	117.50	4935	42	375	329
48	Trish R. Hancock	114.22	2056	18	359	337

**Town & Country 2021-22**

	<b>Name</b>	<b>True Average</b>	<b>Pins</b>	<b>Gms</b>	<b>To Raise Avg +1</b>	<b>To Drop Avg -1</b>
49	Tammy Koupal	112.24	2357	21	355	330
50	Katie M. Butler	111.79	3689	33	343	306
51	Janet E. Anderson	111.33	1002	9	342	329
52	Linda L. Harris	107.61	1937	18	331	309
53	MaryLee Swim	107.38	4832	45	352	303
54	Bob Schutt	103.82	4672	45	320	271
55	Jessica P. Walker	96.24	4331	45	325	276
56	Tregg Reiss	86.67	260	3	262	255
57	John L. Baxter	84.60	3553	42	272	226
58	Keith D. Koupal	84.25	1011	12	264	248
59	Ashly N. Baxter	77.00	2310	30	264	230
60	Tyler J. Krotz	66.33	2985	45	231	182
61	Tatsi Schmit	56.61	1302	23	180	153

# Town & Country 2021-22

## Big Apple Fun Center

\* Bowlers listed must have a minimum of 24 games.

Note: This report includes information through December 5 which is Week 15 of 31

### Most Improved Averages

Name	True Average	Most Improved Avg	+/-	Name	True Average	Most Improved Avg	+/-
Nick J. Stockton	165.60	154	+11.60	Kira L. Hancock	127.81	127	+0.81
Malcolm R. Durand	148.89	139	+9.89	John L. Baxter	84.60	84	+0.60
Richard M. Serr	153.24	146	+7.24	Angie C. Hauserman	128.53	128	+0.53
Shelli Krotz	138.98	132	+6.98	Kim L. Hodges	138.54	138	+0.54
Stan Banks	153.48	148	+5.48	Sheri J. Londer	117.50	117	+0.50
Dani Krotz	152.40	147	+5.40	Cindy Gibbons	140.40	140	+0.40
Bob Schutt	103.82	99	+4.82	Jen Kidd	123.38	123	+0.38
John Krotz	182.73	178	+4.73	Lindsay L. McLaughlin	136.33	136	+0.33
Tyler J. Krotz	66.33	62	+4.33	Allen S. Noltersmeier	122.96	123	-0.04
Ashley K. Hancock	142.20	138	+4.20	Ashly N. Baxter	77.00	78	-1.00
Cody W. Johnson	155.96	152	+3.96	Katie M. Butler	111.79	113	-1.21
Bryan L. Hodges	158.64	155	+3.64	Linda A. Johnson	146.57	148	-1.43
Craig A. Schutt	155.31	152	+3.31	Nick Kidd	177.50	179	-1.50
Jessica P. Walker	96.24	93	+3.24	Michelle L. Limbach	191.19	193	-1.81
Karen L. Lopez	142.14	139	+3.14	Jeff D. Snodgrass	124.91	127	-2.09
Kirk E. Kossman	166.00	163	+3.00	David D. Hibberd	165.44	168	-2.56
Richard L. Lopez	150.90	148	+2.90	Brooke J. Modlin	127.41	130	-2.59
MaryLee Swim	107.38	105	+2.38	Nathan Banks	173.16	176	-2.84
Chris Flodine	140.10	138	+2.10	Rich Hancock	168.89	173	-4.11
Larry L. Lambrecht	171.64	170	+1.64	Chris M. Stockton	137.84	142	-4.16
Kattie L. Johnson	129.13	128	+1.13	Allie E. Moore	174.64	180	-5.36
Brooke A. Flodine	120.92	120	+0.92				

# Town & Country 2021-22

## Big Apple Fun Center

\* Bowlers listed must have a minimum of 1 games.

### Most Pins Over Average

Name	----Old----		Old				---Average Change---			Weekly Over Avg	
	Pins	Games	Avg	-1-	-2-	-3-	Total	New - Old	---> +/-	Series Avg +/-	
Stan Banks	3283	22	149	222	163	169	554	153.48	- 149.23	= 4.25	554 - 447=107
Cody W. Johnson	6459	42	153	154	206	199	559	155.96	- 153.79	= 2.17	559 - 459=100
Malcolm R. Durand	6181	42	147	147	152	220	519	148.89	- 147.17	= 1.72	519 - 441=78
John Krotz	7604	42	181	204	213	202	619	182.73	- 181.05	= 1.69	619 - 543=76
Kirk E. Kossman	6414	39	164	160	148	250	558	166.00	- 164.46	= 1.54	558 - 492=66
Michelle L. Limbach	6258	33	189	181	237	207	625	191.19	- 189.64	= 1.56	625 - 567=58
Nick J. Stockton	6916	42	164	204	172	160	536	165.60	- 164.67	= 0.93	536 - 492=44
Ashly N. Baxter	2043	27	75	106	94	67	267	77.00	- 75.67	= 1.33	267 - 225=42
Allen S. Noltersmeier	5127	42	122	141	134	131	406	122.96	- 122.07	= 0.88	406 - 366=40
Nathan Banks	7237	42	172	185	189	181	555	173.16	- 172.31	= 0.85	555 - 516=39
Kattie L. Johnson	5392	42	128	142	125	152	419	129.13	- 128.38	= 0.75	419 - 384=35
Bryan L. Hodges	5681	36	157	165	165	176	506	158.64	- 157.81	= 0.84	506 - 471=35
Tyler J. Krotz	2757	42	65	86	67	75	228	66.33	- 65.64	= 0.69	228 - 195=33
Keith D. Koupal	735	9	81	101	92	83	276	84.25	- 81.67	= 2.58	276 - 243=33
Chris Flodine	5020	36	139	130	161	153	444	140.10	- 139.44	= 0.66	444 - 417=27
Linda A. Johnson	3937	27	145	156	177	127	460	146.57	- 145.81	= 0.75	460 - 435=25
Linda L. Harris	1596	15	106	109	111	121	341	107.61	- 106.40	= 1.21	341 - 318=23
Jessica P. Walker	4027	42	95	83	115	106	304	96.24	- 95.88	= 0.36	304 - 285=19
Sheri J. Londer	4566	39	117	108	158	103	369	117.50	- 117.08	= 0.42	369 - 351=18
Tammy Koupal	2009	18	111	113	120	115	348	112.24	- 111.61	= 0.63	348 - 333=15
Sean A. McBride	2638	18	146	144	139	169	452	147.14	- 146.56	= 0.59	452 - 438=14
Brooke A. Flodine	2530	21	120	143	111	118	372	120.92	- 120.48	= 0.44	372 - 360=12
Kira L. Hancock	3059	24	127	110	140	142	392	127.81	- 127.46	= 0.36	392 - 381=11
Allie E. Moore	5756	33	174	181	159	191	531	174.64	- 174.42	= 0.21	531 - 522=9
Kim L. Hodges	4980	36	138	127	142	154	423	138.54	- 138.33	= 0.21	423 - 414=9
Rich Hancock	7089	42	168	193	171	147	511	168.89	- 168.79	= 0.10	511 - 504=7
Richard L. Lopez	5428	36	150	134	155	168	457	150.90	- 150.78	= 0.12	457 - 450=7
Richard M. Serr	6437	42	153	133	189	137	459	153.24	- 153.26	= -0.02	459 - 459=0
John L. Baxter	3303	39	84	86	75	89	250	84.60	- 84.69	= -0.10	250 - 252=-2
Ashley K. Hancock	5975	42	142	140	140	144	424	142.20	- 142.26	= -0.06	424 - 426=-2
Craig A. Schutt	6528	42	155	162	142	157	461	155.31	- 155.43	= -0.12	461 - 465=-4
Shellie Krotz	5844	42	139	152	134	124	410	138.98	- 139.14	= -0.17	410 - 417=-7
Larry L. Lambrecht	6703	39	171	146	192	168	506	171.64	- 171.87	= -0.23	506 - 513=-7
MaryLee Swim	4519	42	107	110	100	103	313	107.38	- 107.60	= -0.22	313 - 321=-8
Angie C. Hauserman	5410	42	128	129	135	110	374	128.53	- 128.81	= -0.28	374 - 384=-10
Lindsay L. McLaughlin	5738	42	136	128	143	126	397	136.33	- 136.62	= -0.29	397 - 408=-11
Bob Schutt	4375	42	104	77	115	105	297	103.82	- 104.17	= -0.34	297 - 312=-15

**Town & Country 2021-22**

<u>Name</u>	<u>-----Old-----</u>		<u>Old</u>				<u>Total</u>	<u>---Average Change---</u>			<u>Weekly Over Avg</u>
	<u>Pins</u>	<u>Games</u>	<u>Avg</u>	<u>-1-</u>	<u>-2-</u>	<u>-3-</u>		<u>New - Old</u>	<u>----&gt; +/-</u>	<u>Series Avg +/-</u>	
Chris M. Stockton	5806	42	138	101	126	170	397	137.84	- 138.24	= -0.39	397 - 414=-17
Jeff D. Snodgrass	5264	42	125	101	147	109	357	124.91	- 125.33	= -0.42	357 - 375=-18
Katie M. Butler	3392	30	113	116	71	110	297	111.79	- 113.07	= -1.28	297 - 339=-42
David D. Hibberd	6001	36	166	142	147	162	451	165.44	- 166.69	= -1.26	451 - 498=-47
Dani Krotz	6488	42	154	118	125	127	370	152.40	- 154.48	= -2.08	370 - 462=-92

# Town & Country 2021-22

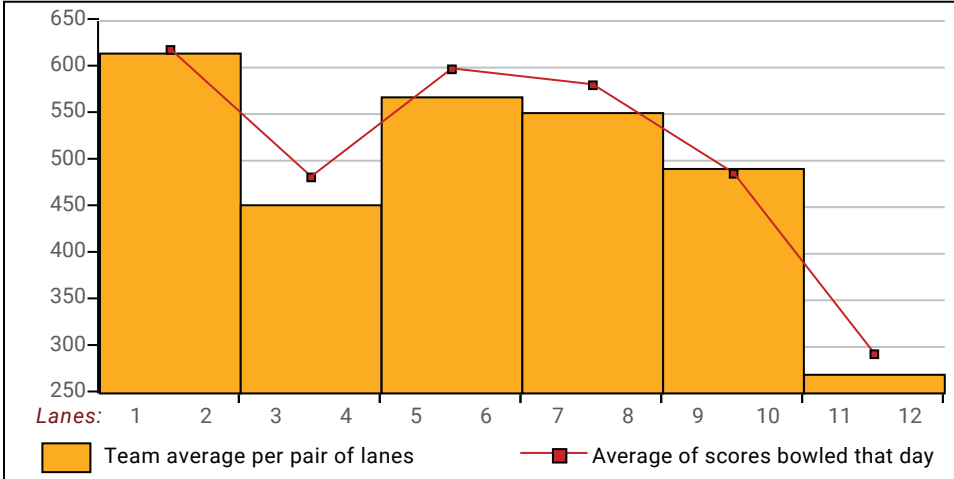
## Big Apple Fun Center

This report is for scores bowled December 5 which is Week 15 of 31

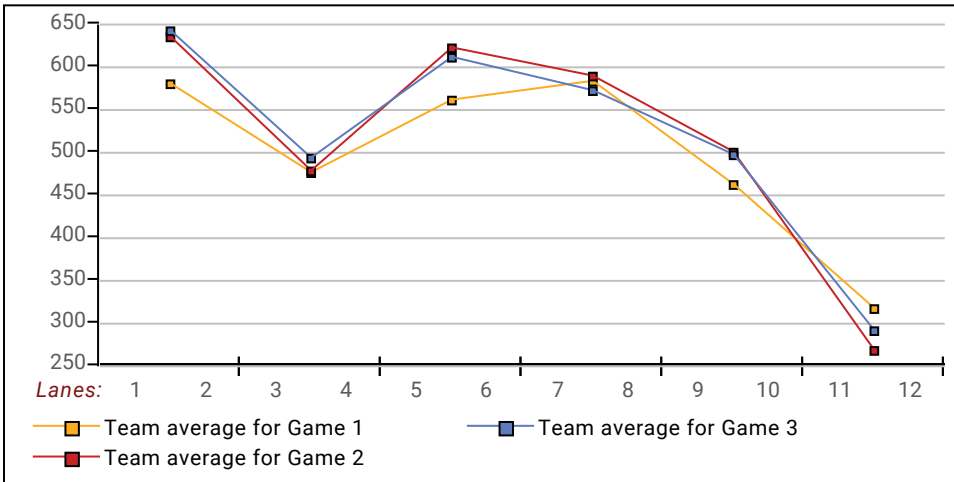
### This Week's Statistics

	Over All	Men	Women
How many people bowled	42	22	20
Number of games bowled	126	66	60
Actual average of week's scores	141.22	150.92	130.55
How many games above average	77	45	32
How many games below average	48	20	28
Pins above/below average per game	5.56	9.29	1.45
How many people raised average	27	15	12
by this amount	1.03	1.31	0.69
How many people went down	15	7	8
by this amount	-0.48	-0.36	-0.59
League average before bowling	136.15	142.13	129.57
League average after bowling	136.64	142.91	129.74
Change in league average	0.49	0.78	0.17
800s	--	--	--
775s	--	--	--
750s	--	--	--
725s	--	--	--
700s	--	--	--
675s	--	--	--
650s	--	--	--
625s	1	--	1
600s	1	1	--
575s	--	--	--
550s	4	4	--
525s	2	1	1
500s	4	4	--
475s	--	--	--
450s	6	5	1
425s	1	1	--
400s	5	1	4
below 400	18	5	13
300s	--	--	--
275s	--	--	--
250s	1	1	--
225s	1	--	1
200s	8	7	1
175s	12	8	4
150s	26	19	7
125s	37	17	20
100s	28	5	23
below 100	13	9	4

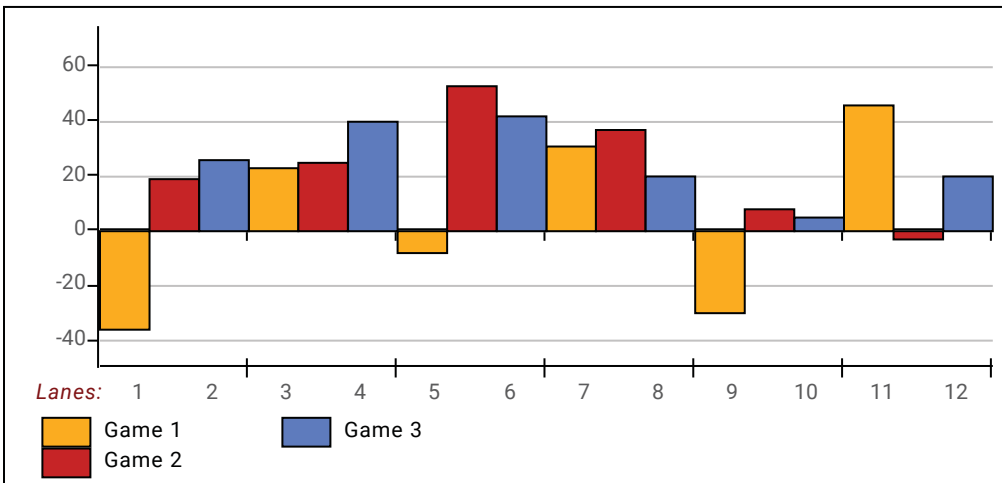
**Team Average vs Avg of Scores**



**Average of Scores for Each Game**



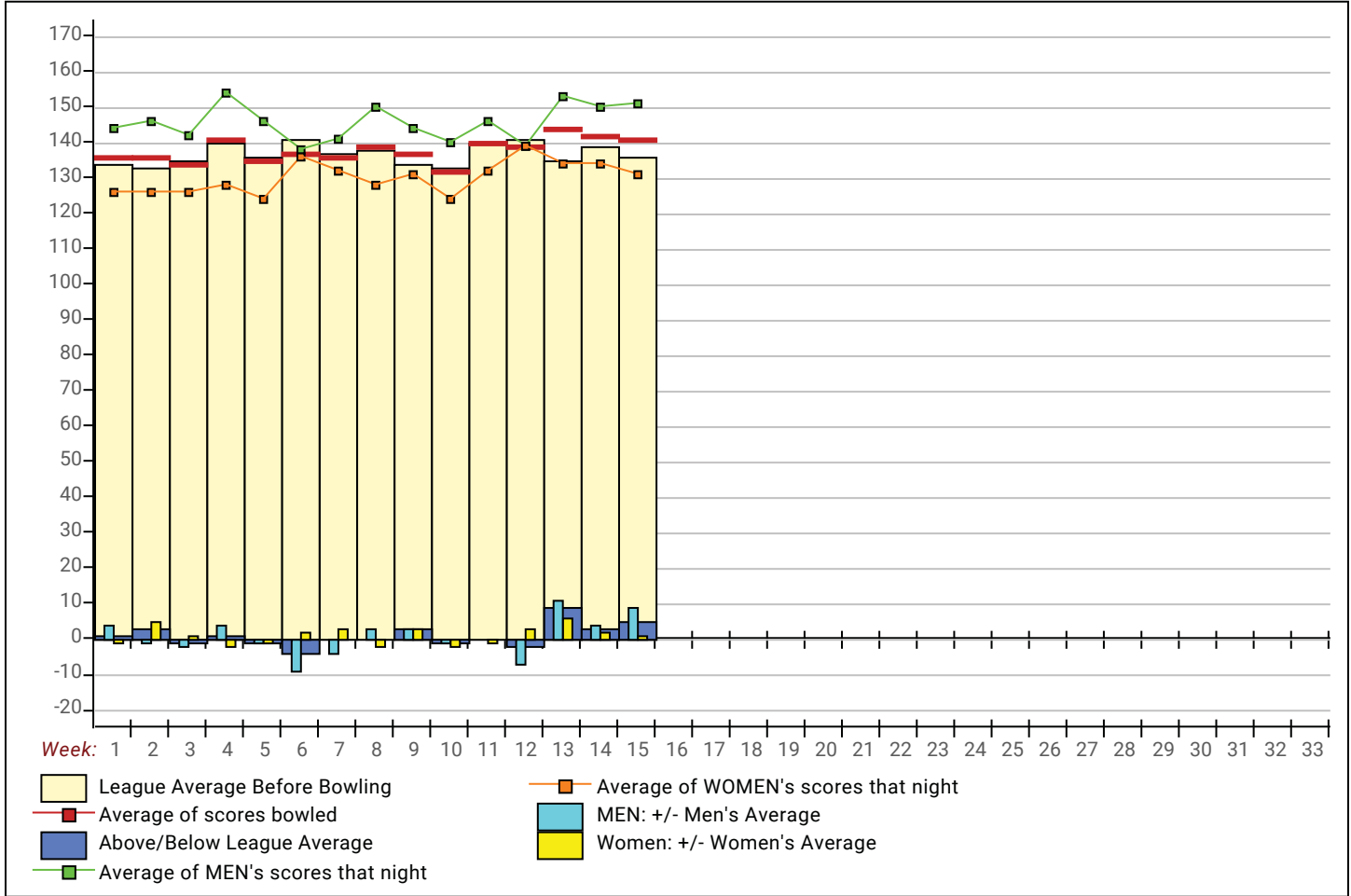
**Amount Over/Under Team Average**





This report is for scores bowled December 5 which is Week 15 of 31

**League Average Week-by-Week**



**League Average Statistics for Last Week**

	League	Right Hand	Left Hand	Men (Lft+Rt)	Women (Lft+Rt)
League Average Before Bowling	136.15	137.48	81.67	142.13	129.57
Average of scores bowled that night	141.22	142.42	92.00	150.92	130.55
New League Average After Bowling	136.64	137.92	84.25	142.91	129.74
Change in League Average	.49	.44	2.58	.78	.17
People Who Bowled Over Average	27	26	1	15	12
People Who Bowled Under Average	15	15		7	8
Average Amount of Series Over Avg	36.37	36.50	33.00	47.07	23.00
Average Amount of Series Under Avg	-18.80	-18.80		-13.29	-23.63
Difference Avg, NiteAvg	5.56	5.42	11.00	9.29	1.45
Number of Bowlers	42	41	1	22	20
Number of Games Bowled	126	123	3	66	60
People Who Raised Their Average	27	26	1	15	12
Raised By an Average of This Amount	1.03	.97	2.58	1.31	.69
People Who Lowered Their Average	15	15		7	8
Lowered By an Average of This Amou	-.48	-.48		-.36	-.59
Number of Games Bowled Over Avera	77	74	3	45	32
Number of Games Bowled Under Avera	48	48		20	28

*Note: Averages are based only on people who bowled.*

**Town & Country 2021-22**

**Big Apple Fun Center**

**Team Standings**

Place	Team Name	Avg p/gm	Points Won	Points Lost	Year-To-Date WON	Y-T-D LOST
1	We Attempt	619	44	16	44	16
2	Pin Seekers	616	39	21	39	21
3	Fly High	447	37½	22½	37½	22½
4	Night Mare	524	35	25	35	25
5	Spare Me	466	34	26	34	26
6	We Dilly Dilly 2/Galen's	611	33	27	33	27
7	Kidds Korner	564	30	30	30	30
8	Cruizers	612	30	30	30	30
9	Pin Busters	378	28	32	28	32
10	Luckey Strikes	549	22½	37½	22½	37½
11	King Pins	565	19	41	19	41
12	Bye		8	52	8	52

**Last Week's Top Scores**

	Scratch Game	Scratch Series	Handicap Game	Handicap Series
<b>Men</b>	250 Kirk Kossman	619 John Krotz	296 Kirk Kossman	737 Stan Banks
	222 Stan Banks	559 Cody Johnson	283 Malcolm Durand	730 Cody Johnson
	220 Malcolm Durand	558 Kirk Kossman	283 Stan Banks	708 Malcolm Durand
	213 John Krotz	555 Nathan Banks	263 Cody Johnson	706 John Krotz
	206 Cody Johnson	554 Stan Banks	250 Nick Stockton	696 Kirk Kossman
	204 Nick Stockton	536 Nick Stockton	246 Richard Serr	674 Nick Stockton
	193 Rich Hancock	519 Malcolm Durand	242 John Krotz	670 Allen Noltersmeier
	192 Larry Lambrecht	511 Rich Hancock	235 Rich Hancock	669 Nathan Banks
	189 Richard Serr	506 Bryan Hodges	233 Sean McBride	665 Bryan Hodges
	189 Nathan Banks	506 Larry Lambrecht	232 Chris Flodine	663 Tyler Krotz
			232 Jeff Snodgrass	663 Keith Koupal
<b>Women</b>	237 Michelle Limbach	625 Michelle Limbach	258 Michelle Limbach	688 Michelle Limbach
	191 Allie Moore	531 Allie Moore	251 Sheri Londer	672 Ashly Baxter
	177 Linda Johnson	460 Linda Johnson	242 Chris Stockton	665 Kattie Johnson
	170 Chris Stockton	424 Ashley Hancock	242 Linda Johnson	655 Linda Johnson
	158 Sheri Londer	423 Kim Hodges	241 Ashly Baxter	653 Linda Harris
	154 Kim Hodges	419 Kattie Johnson	234 Kattie Johnson	649 Jessica Walker
	152 Shelli Krotz	410 Shelli Krotz	233 Brooke Flodine	648 Sheri Londer
	152 Kattie Johnson	397 Lindsay McLaughlin	230 Jessica Walker	645 Tammy Koupal
	144 Ashley Hancock	397 Chris Stockton	227 Allie Moore	642 Brooke Flodine
	143 Lindsay McLaughlin	392 Kira Hancock	226 Kim Hodges	641 Kira Hancock
	143 Brooke Flodine			

# Town & Country 2021-22

Sunday 6:30 pm

## Big Apple Fun Center

Lanes 1 - 10

President: John Krotz Vice President: Richard Lopez  
Secretary/Treasurer: Trish Hancock

### Team Standings

Place	#	Team Name	Points Won	Points Lost	%Won	Pins + HDCP	Scratch Pins	Avg p/gm	Year-To-Date WON	Y-T-D LOST	Y-T-D % WON
1	10	Pin Seekers	36	24	60.0	76697	56498	627	75	45	62.5
2	1	King Pins	36	24	60.0	76049	52246	580	55	65	45.8
3	9	Cruizers	35	25	58.3	76519	56012	622	65	55	54.2
4	8	Spare Me	33	27	55.0	76920	42228	469	67	53	55.8
5	2	Luckey Strikes	32	28	53.3	76309	50473	560	54½	65½	45.4
6	6	We Attempt	28	32	46.7	76938	56340	626	72	48	60.0
7	5	Fly High	28	32	46.7	76925	42431	471	65½	54½	54.6
8	7	Kidds Korner	26	34	43.3	76876	50611	562	56	64	46.7
9	3	Night Mare	25	35	41.7	76312	47389	526	60	60	50.0
10	4	We Dilly Dilly 2/Galen's	23	37	38.3	76507	55870	620	56	64	46.7

### Review of Last Week's Bowling.....

Lanes	Team Name	HDCP -1-	HDCP -2-	HDCP -3-	HDCP Total	Last Wk WON	Team Name	HDCP -1-	HDCP -2-	HDCP -3-	HDCP Total	Last Wk WON
1-2	Pin Seekers	887	793	822	2502	1	King Pins	867	840	901	2608	3
3-4	Luckey Strikes	824	878	822	2524	0	Cruizers	849	920	895	2664	4
5-6	Spare Me	908	879	878	2665	4	We Attempt	880	835	808	2523	0
7-8	Fly High	821	873	858	2552	3	Night Mare	845	823	809	2477	1
9-10	Kidds Korner	809	925	973	2707	3	We Dilly Dilly 2/Galen'	822	792	892	2506	1

### Lane Assignments

	1-2	3-4	5-6	7-8	9-10
Wk31 04/24	1- 2	3- 4	5- 6	7- 8	9- 10

Playoff Scores count

### Last Week's Top Scores

Team Scratch Game		Team Scratch Series		Team Handicap Game		Team Handicap Series	
737	Kidds Korner	2007	Cruizers	973	Kidds Korner	2707	Kidds Korner
701	Cruizers	1999	Kidds Korner	920	Cruizers	2665	Spare Me
670	Pin Seekers	1876	King Pins	908	Spare Me	2664	Cruizers
664	We Attempt	1875	We Attempt	901	King Pins	2608	King Pins
657	King Pins	1851	Pin Seekers	892	We Dilly Dilly 2/Galen's	2552	Fly High
634	We Dilly Dilly 2/Galen's	1732	We Dilly Dilly 2/Galen's	887	Pin Seekers	2524	Luckey Strikes
608	Luckey Strikes	1714	Luckey Strikes	880	We Attempt	2523	We Attempt
539	Spare Me	1558	Spare Me	878	Luckey Strikes	2506	We Dilly Dilly 2/Gal
533	Night Mare	1541	Night Mare	873	Fly High	2502	Pin Seekers
488	Fly High	1397	Fly High	845	Night Mare	2477	Night Mare

Men	Scratch Game	Scratch Series	Handicap Game	Handicap Series
	231 Bryan Hodges	637 Nick Kidd	276 Bryan Hodges	742 Nick Kidd
	224 Nick Kidd	601 Bryan Hodges	269 Richard Lopez	736 Bryan Hodges
	216 Richard Lopez	575 John Krotz	259 Nick Kidd	711 Richard Lopez
	214 Nathan Banks	565 Nathan Banks	249 Nathan Banks	683 John Baxter
	210 Mike Brown	556 David Hibberd	245 Mike Brown	670 Nathan Banks
	209 David Hibberd	552 Richard Lopez	240 John Baxter	669 Chris Flodine
	201 John Krotz	540 Mike Brown	240 David Hibberd	659 Tyler Krotz
	198 Rich Hancock	528 Rich Hancock	238 Chris Flodine	656 Bob Schutt
	189 Nick Stockton	495 Richard Serr	237 Rich Hancock	656 John Krotz
	185 Kirk Kossman	493 Nick Stockton	232 Richard Serr	654 Richard Serr
		493 Craig Schutt	232 Bob Schutt	

**Last Week's Top Scores - Continued**

<b>Women</b>	215 Dani Krotz	526 Dani Krotz	267 Dani Krotz	707 Shelli Krotz
	183 Kattie Johnson	497 Shelli Krotz	264 Kattie Johnson	694 Chris Stockton
	182 Chris Stockton	481 Allie Moore	256 Chris Stockton	691 Kattie Johnson
	168 Shelli Krotz	472 Chris Stockton	246 Sheri Londer	682 Dani Krotz
	168 Allie Moore	448 Kattie Johnson	244 Jen Kidd	680 Sheri Londer
	167 Cindy Gibbons	447 Ashley Hancock	241 Angie Hauserman	675 Brooke Modlin
	166 Ashley Hancock	447 Brooke Modlin	238 Shelli Krotz	656 Trish Hancock
	162 Angie Hauserman	429 Cindy Gibbons	235 Brooke Modlin	652 Kira Hancock
	159 Brooke Modlin	424 Kira Hancock	234 Ashley Hancock	651 Ashley Hancock
	156 Jen Kidd	412 Linda Johnson	228 Cindy Gibbons	643 MaryLee Swim

**Season High Scores**

	<u>Team Scratch Game</u>	<u>Team Scratch Series</u>	<u>Team Handicap Game</u>	<u>Team Handicap Series</u>
	772 Pin Seekers	2166 Pin Seekers	1006 Kidds Korner	2823 Fly High
	765 Kidds Korner	2082 Kidds Korner	1003 Fly High	2777 Kidds Korner
	754 We Dilly Dilly 2/Galen's	2073 We Attempt	990 Pin Seekers	2761 Spare Me
	746 Cruizers	2039 We Dilly Dilly 2/Galen's	988 King Pins	2754 We Dilly Dilly 2/Gal
	735 We Attempt	2023 Cruizers	983 We Attempt	2751 We Attempt
	726 King Pins	1998 Fly High	974 Cruizers	2722 Cruizers
	706 Fly High	1921 King Pins	966 Spare Me	2718 Pin Seekers
	682 Luckey Strikes	1864 Luckey Strikes	964 Luckey Strikes	2709 King Pins
	626 Night Mare	1734 Night Mare	958 Night Mare	2696 Luckey Strikes
	591 Spare Me	1597 Spare Me	958 We Dilly Dilly 2/Galen's	2673 Night Mare

	<u>Scratch Game</u>	<u>Scratch Series</u>	<u>Handicap Game</u>	<u>Handicap Series</u>
<b>Men</b>	268 David Hibberd	675 Cody Johnson	313 David Hibberd	831 Cody Johnson
	259 John Krotz	662 David Hibberd	309 Cody Johnson	805 Nick Stockton
	259 Nick Kidd	659 Bryan Hodges	296 Kirk Kossman	803 Bryan Hodges
	257 Cody Johnson	649 Nick Stockton	295 Nick Kidd	778 David Hibberd
	250 Kirk Kossman	642 John Krotz	291 John Krotz	760 Kirk Kossman
	247 Nathan Banks	637 Nick Kidd	285 Nick Stockton	742 Nick Kidd
	244 Nick Stockton	613 Kirk Kossman	283 Malcolm Durand	741 Richard Serr
	235 Larry Lambrecht	609 Larry Lambrecht	283 Nathan Banks	738 Larry Lambrecht
	232 Rich Hancock	603 Nathan Banks	282 Richard Serr	732 John Krotz
	231 Bryan Hodges	584 Rich Hancock	279 Bryan Hodges	720 Nathan Banks
<b>Women</b>	243 Michelle Limbach	647 Allie Moore	294 Brooke Modlin	789 Trish Hancock
	236 Allie Moore	631 Michelle Limbach	288 Cindy Gibbons	755 Allie Moore
	224 Cindy Gibbons	552 Dani Krotz	281 Trish Hancock	751 Ashley Hancock
	224 Dani Krotz	524 Cindy Gibbons	281 Ashley Hancock	746 Brooke Modlin
	215 Brooke Modlin	522 Trish Hancock	278 Shelli Krotz	731 Cindy Gibbons
	200 Ashley Hancock	509 Brooke Modlin	277 MaryLee Swim	728 MaryLee Swim
	199 Lindsay McLaughlin	505 Shelli Krotz	277 Dani Krotz	725 Shelli Krotz
	195 Shelli Krotz	505 Ashley Hancock	273 Sheri Londer	723 Sheri Londer
	192 Trish Hancock	495 Kim Hodges	272 Lindsay McLaughlin	722 Brooke Flodine
	189 Linda Johnson	490 Lindsay McLaughlin	271 Jessica Walker	719 Chris Stockton
	189 Kim Hodges	490 Linda Johnson		

**Team Rosters**

**1 - King Pins**

<u>Name</u>	<u>Avg</u>	<u>HDCP</u>	<u>Pins</u>	<u>Gms</u>	<u>High Game</u>	<u>High Sers</u>	<u>HDCP Game</u>	<u>HDCP Sers</u>	<u>Most Improved Avg +/-</u>	<u>To Raise Avg +1</u>	<u>To Drop Avg -1</u>	<u>Weekly Over Avg Series Avg +/-</u>
Brooke J. Modlin	134	76	10930	81	215	509	294	746	130 +4.94	410	325	447 - 402=45
Katie M. Butler	112	98	8423	75	170	388	268	682	113 -0.69	391	312	324 - 336=-12
Mike Brown	175	35	6840	39	267	590	281	700	170 +5.38	552	509	540 - 525=15
Nathan Banks	176	34	14267	81	247	603	283	720	176 +0.14	601	516	565 - 525=40
Trevor A. Roberts	155	55	2328	15	191	510	250	687		480	461	
Linda L. Harris	111	99	2684	24	146	378	249	687	110 +1.83	340	312	

**Town & Country 2021-22**

**2 - Lucky Strikes**

<u>Name</u>	<u>Avg</u>	<u>HDCP</u>	<u>Pins</u>	<u>Gms</u>	<u>High Game</u>	<u>High Sers</u>	<u>HDCP Game</u>	<u>HDCP Sers</u>	<u>Most Improved Avg +/-</u>	<u>To Raise Avg +1</u>	<u>To Drop Avg -1</u>	<u>Weekly Over Avg Series Avg +/-</u>
Angie C. Hauserman	131	79	11838	90	188	444	270	687	128 +3.53	438	344	405 - 393=12
Bob Schutt	103	107	9029	87	145	382	251	709	99 +4.78	331	240	335 - 309=26
Craig A. Schutt	160	50	14406	90	214	549	270	718	152 +8.07	567	473	493 - 477=16
Allie E. Moore	176	34	12716	72	236	647	269	755	180 -3.39	559	483	481 - 531=-50
Janet E. Anderson	109	101	1643	15	130	351	230	648		337	318	

**3 - Night Mare**

<u>Name</u>	<u>Avg</u>	<u>HDCP</u>	<u>Pins</u>	<u>Gms</u>	<u>High Game</u>	<u>High Sers</u>	<u>HDCP Game</u>	<u>HDCP Sers</u>	<u>Most Improved Avg +/-</u>	<u>To Raise Avg +1</u>	<u>To Drop Avg -1</u>	<u>Weekly Over Avg Series Avg +/-</u>
Allen S. Noltersmeier	127	83	11478	90	190	435	274	687	123 +4.53	426	332	382 - 381=1
Sheri J. Londer	116	94	9812	84	176	405	273	723	117 -0.19	367	279	398 - 348=50
Malcolm R. Durand	149	61	13439	90	220	519	283	715	139 +10.32	511	417	408 - 447=-39
Lindsay L. McLaughlin	135	75	11392	84	199	490	272	715	136 -0.38	440	352	353 - 408=-55

**4 - We Dilly Dilly 2/Galen's**

<u>Name</u>	<u>Avg</u>	<u>HDCP</u>	<u>Pins</u>	<u>Gms</u>	<u>High Game</u>	<u>High Sers</u>	<u>HDCP Game</u>	<u>HDCP Sers</u>	<u>Most Improved Avg +/-</u>	<u>To Raise Avg +1</u>	<u>To Drop Avg -1</u>	<u>Weekly Over Avg Series Avg +/-</u>
Brooke A. Flodine	120	90	5781	48	178	433	268	722	120 +0.44	390	338	309 - 363=-54
Chris Flodine	133	77	11239	84	179	456	253	699	138 -4.20	419	331	438 - 399=39
Cindy Gibbons	149	61	8955	60	224	524	288	731	140 +9.25	495	431	429 - 447=-18
Michelle L. Limbach	187	23	12391	66	243	631	263	702	193 -5.26	581	511	
Jon D. Altmaier	134	76	1208	9	179	463	272	742		412	399	
David D. Hibberd	179	31	15084	84	268	662	313	778	168 +11.57	576	488	556 - 537=19

**5 - Fly High**

<u>Name</u>	<u>Avg</u>	<u>HDCP</u>	<u>Pins</u>	<u>Gms</u>	<u>High Game</u>	<u>High Sers</u>	<u>HDCP Game</u>	<u>HDCP Sers</u>	<u>Most Improved Avg +/-</u>	<u>To Raise Avg +1</u>	<u>To Drop Avg -1</u>	<u>Weekly Over Avg Series Avg +/-</u>
Kattie L. Johnson	130	80	11348	87	183	450	264	699	128 +2.44	442	351	448 - 387=61
Ashly N. Baxter	77	133	2310	30	116	299	258	725	78 -1.00	264	230	
John L. Baxter	88	122	7166	81	134	342	262	717	84 +4.47	310	225	314 - 261=53
Cody W. Johnson	161	49	14539	90	257	675	309	831	152 +9.54	527	433	434 - 486=-52
Craig A. Boyd	177	33	1599	9	220	593	268	722		537	524	
Wanda M. Westphalen	169	41	508	3	172	508	213	631		512	505	

**6 - We Attempt**

<u>Name</u>	<u>Avg</u>	<u>HDCP</u>	<u>Pins</u>	<u>Gms</u>	<u>High Game</u>	<u>High Sers</u>	<u>HDCP Game</u>	<u>HDCP Sers</u>	<u>Most Improved Avg +/-</u>	<u>To Raise Avg +1</u>	<u>To Drop Avg -1</u>	<u>Weekly Over Avg Series Avg +/-</u>
Ashley K. Hancock	142	68	12864	90	200	505	281	751	138 +4.93	435	341	447 - 426=21
Dani Krotz	159	51	14317	90	224	552	277	716	147 +12.08	563	469	526 - 474=52
Richard M. Serr	157	53	14172	90	226	573	282	741	146 +11.47	522	428	495 - 471=24
Larry L. Lambrecht	166	44	14481	87	235	609	278	738	170 -3.55	549	458	407 - 501=-94
Tom Soderholm	168	42	506	3	179	506	221	632		508	501	

**7 - Kidds Korner**

<u>Name</u>	<u>Avg</u>	<u>HDCP</u>	<u>Pins</u>	<u>Gms</u>	<u>High Game</u>	<u>High Sers</u>	<u>HDCP Game</u>	<u>HDCP Sers</u>	<u>Most Improved Avg +/-</u>	<u>To Raise Avg +1</u>	<u>To Drop Avg -1</u>	<u>Weekly Over Avg Series Avg +/-</u>
Tammy Koupal	112	98	5387	48	149	384	243	692	112 +0.23	376	324	
Keith D. Koupal	90	120	3524	39	130	329	257	710	83 +7.36	298	255	
Jen Kidd	122	88	6240	51	174	436	265	712	123 -0.65	402	347	358 - 366=-8
Nick Kidd	177	33	10135	57	259	637	295	742	179 -1.19	545	484	637 - 525=112
Kim L. Hodges	142	68	10240	72	189	495	258	711	138 +4.22	485	409	403 - 426=-23
Bryan L. Hodges	167	43	12542	75	231	659	279	803	155 +12.23	562	483	601 - 495=106
Jason O. Pedersen	145	65	437	3	160	437	225	632		439	432	
Keith D. Koupal	128	82	768	6	156	396	234	630		393	383	

**8 - Spare Me**

<u>Name</u>	<u>Avg</u>	<u>HDCP</u>	<u>Pins</u>	<u>Gms</u>	<u>High Game</u>	<u>High Sers</u>	<u>HDCP Game</u>	<u>HDCP Sers</u>	<u>Most Improved Avg +/-</u>	<u>To Raise Avg +1</u>	<u>To Drop Avg -1</u>	<u>Weekly Over Avg Series Avg +/-</u>
MaryLee Swim	113	97	9539	84	174	431	277	728	105 +8.56	379	291	352 - 339=13
Karen L. Lopez	87	123	1483	17	110	281	238	665		277	256	
Tyler J. Krotz	68	142	6125	90	106	271	250	718	62 +6.06	292	198	230 - 201=29
Richard L. Lopez	158	52	12236	77	216	552	272	714	148 +10.91	484	403	552 - 471=81
Karen L. Lopez	142	68	5572	39	182	489	252	699	139 +3.87	434	391	

Town & Country 2021-22

9 - Cruizers

Name	Avg	HDCP	Pins	Gms	High Game	High Sers	HDCP Game	HDCP Sers	Most Improved Avg +/-	To Raise Avg +1	To Drop Avg -1	Weekly Over Avg Series Avg +/-
Trish R. Hancock	128	82	7683	60	192	522	281	789	115 +13.05	444	380	407 - 381=26
Shelli Krotz	141	69	11888	84	195	505	278	725	132 +9.52	466	378	497 - 420=77
Rich Hancock	171	39	15409	90	232	584	269	704	173 -1.79	587	493	528 - 513=15
John Krotz	183	27	15959	87	259	642	291	732	178 +5.44	601	510	575 - 549=26

10 - Pin Seekers

Name	Avg	HDCP	Pins	Gms	High Game	High Sers	HDCP Game	HDCP Sers	Most Improved Avg +/-	To Raise Avg +1	To Drop Avg -1	Weekly Over Avg Series Avg +/-
Chris M. Stockton	137	73	11934	87	182	482	258	719	142 -4.83	486	395	472 - 408=64
Linda A. Johnson	145	65	10501	72	189	490	252	682	148 -2.15	449	373	412 - 438=-26
Kirk E. Kossman	170	40	14307	84	250	613	296	760	163 +7.32	570	482	474 - 510=-36
Nick J. Stockton	171	39	15456	90	244	649	285	805	154 +17.73	540	446	493 - 513=-20
Krista K. Wiester	164	46	1483	9	188	514	227	654		497	484	

Temporary Substitutes

 Men

Name	Avg	HDCP	Pins	Gms	High Game	High Sers	HDCP Game	HDCP Sers	Most Improved Avg +/-	To Raise Avg +1	To Drop Avg -1	Weekly Over Avg Series Avg +/-
Stan Banks	152	58	5482	36	222	554	283	737	148 +4.28	485	445	
John A. Cornett	162	48	973	6	199	528	261	714		494	484	
Sean A. McBride	148	62	5637	38	218	511	281	700	147 +1.34	472	430	
Marvin E. Miller	131	79	395	3	137	395	216	632		397	390	
Tregg Reiss	86	124	260	3	96	260	220	632		262	255	
Jeff D. Snodgrass	124	86	5621	45	169	421	256	682	127 -2.09	379	330	

 Women

Name	Avg	HDCP	Pins	Gms	High Game	High Sers	HDCP Game	HDCP Sers	Most Improved Avg +/-	To Raise Avg +1	To Drop Avg -1	Weekly Over Avg Series Avg +/-
Kira L. Hancock	135	75	8520	63	182	444	259	690	127 +8.24	456	389	424 - 402=22
Michele A. Marienau	108	102	980	9	128	357	235	678		328	315	
Rebecca L. McPherson	208	2	1877	9	246	672	254	702		631	618	
Tatsi Schmit	56	154	1302	23	88	218	244	686	54 +2.61	180	153	
Jessica P. Walker	96	114	4651	48	155	343	271	691	93 +3.90	296	244	

Individual High Averages

Men	Women
183.44 John Krotz	187.74 Michelle Limbach
179.57 David Hibberd	176.61 Allie Moore
177.81 Nick Kidd	159.08 Dani Krotz
176.14 Nathan Banks	149.25 Cindy Gibbons
171.73 Nick Stockton	145.85 Linda Johnson
171.21 Rich Hancock	142.93 Ashley Hancock
170.32 Kirk Kossman	142.22 Kim Hodges
167.23 Bryan Hodges	141.52 Shelli Krotz
166.45 Larry Lambrecht	137.17 Chris Stockton
161.54 Cody Johnson	135.62 Lindsay McLaughlin

Most Improved Average

<b>Men</b> 154 to 171.73 =+17.73 Nick Stockton	155 to 167.23 =+12.23 Bryan Hodges	168 to 179.57 =+11.57 David Hibberd
146 to 157.47 =+11.47 Richard Serr	148 to 158.91 =+10.91 Richard Lopez	139 to 149.32 =+10.32 Malcolm Durand
<b>Women</b> 115 to 128.05 =+13.05 Trish Hancock	147 to 159.08 =+12.08 Dani Krotz	132 to 141.52 = +9.52 Shelli Krotz
140 to 149.25 = +9.25 Cindy Gibbons	105 to 113.56 = +8.56 MaryLee Swim	127 to 135.24 = +8.24 Kira Hancock

Most Un-Improved Averages

<b>Men</b> 138 to 133.80 = -4.20 Chris Flodine	170 to 166.45 = -3.55 Larry Lambrecht	127 to 124.91 = -2.09 Jeff Snodgrass
173 to 171.21 = -1.79 Rich Hancock	179 to 177.81 = -1.19 Nick Kidd	176 to 176.14 = +0.14 Nathan Banks
<b>Women</b> 193 to 187.74 = -5.26 Michelle Limbach	142 to 137.17 = -4.83 Chris Stockton	180 to 176.61 = -3.39 Allie Moore
148 to 145.85 = -2.15 Linda Johnson	78 to 77.00 = -1.00 Ashly Baxter	113 to 112.31 = -0.69 Katie Butler

# Town & Country 2021-22

## Big Apple Fun Center

### Reprint of Scores -- Week 30

#### Lane 1 10 - Pin Seekers Week 30 3/27/2022

Name	Old Avg	Old HDCP	-1-	-2-	-3-	Total	HDCP Total
Chris M. Stockton	136	74	153	137	182	472	694
Linda A. Johnson	146	64	143	131	138	412	604
Kirk E. Kossman	170	40	185	168	121	474	594
Nick J. Stockton	171	39	189	140	164	493	610
			====	====	====	====	====
Scratch Total			670	576	605	1851	1851
Handicap			217	217	217		651
Total			887	793	822	1851	2502
Team Points Won			1.0	0.0	0.0	1.0	1.0

#### Lane 2 1 - King Pins Week 30 3/27/2022

Name	Old Avg	Old HDCP	-1-	-2-	-3-	Total	HDCP Total
Brooke J. Modlin	134	76	137	159	151	447	675
Katie M. Butler	112	98	117	92	115	324	618
Mike Brown	175	35	155	175	210	540	645
Nathan Banks	175	35	214	170	181	565	670
			====	====	====	====	====
Scratch Total			623	596	657	1876	1876
Handicap			244	244	244		732
Total			867	840	901	1876	2608
Team Points Won			0.0	1.0	1.0	3.0	3.0

#### Lane 3 2 - Luckey Strikes Week 30 3/27/2022

Name	Old Avg	Old HDCP	-1-	-2-	-3-	Total	HDCP Total
Angie C. Hauserman	131	79	121	162	122	405	642
Bob Schutt	103	107	110	100	125	335	656
Craig A. Schutt	159	51	169	178	146	493	646
Allie E. Moore	177	33	154	168	159	481	580
			====	====	====	====	====
Scratch Total			554	608	552	1714	1714
Handicap			270	270	270		810
Total			824	878	822	1714	2524
Team Points Won			0.0	0.0	0.0	0.0	0.0

#### Lane 4 9 - Cruizers Week 30 3/27/2022

Name	Old Avg	Old HDCP	-1-	-2-	-3-	Total	HDCP Total
Trish R. Hancock	127	83	129	142	136	407	656
Shelli Krotz	140	70	162	168	167	497	707
Rich Hancock	171	39	138	198	192	528	645
John Krotz	183	27	201	193	181	575	656
			====	====	====	====	====
Scratch Total			630	701	676	2007	2007
Handicap			219	219	219		657
Total			849	920	895	2007	2664
Team Points Won			1.0	1.0	1.0	4.0	4.0

#### Lane 5 8 - Spare Me Week 30 3/27/2022

Name	Old Avg	Old HDCP	-1-	-2-	-3-	Total	HDCP Total
MaryLee Swim	113	97	109	128	115	352	643
Kira L. Hancock	134	76	142	142	140	424	652
Tyler J. Krotz	67	143	72	82	76	230	659
Richard L. Lopez	157	53	216	158	178	552	711
			====	====	====	====	====
Scratch Total			539	510	509	1558	1558
Handicap			369	369	369		1107
Total			908	879	878	1558	2665
Team Points Won			1.0	1.0	1.0	4.0	4.0

#### Lane 6 6 - We Attempt Week 30 3/27/2022

Name	Old Avg	Old HDCP	-1-	-2-	-3-	Total	HDCP Total
Ashley K. Hancock	142	68	134	147	166	447	651
Dani Krotz	158	52	215	153	158	526	682
Richard M. Serr	157	53	179	169	147	495	654
Larry L. Lambrecht	167	43	136	150	121	407	536
			====	====	====	====	====
Scratch Total			664	619	592	1875	1875
Handicap			216	216	216		648
Total			880	835	808	1875	2523
Team Points Won			0.0	0.0	0.0	0.0	0.0

**Town & Country 2021-22**

**Lane 7 5 - Fly High** Week 30 3/27/2022

Name	Old Avg	Old HDCP	-1-	-2-	-3-	Total	HDCP Total
Kattie L. Johnson	129	81	105	183	160	448	691
Ashly N. Baxter	77	133	a67	a67	a67	201	600
John L. Baxter	87	123	101	96	117	314	683
Cody W. Johnson	162	48	163	142	129	434	578
			====	====	====	====	====
Scratch Total			436	488	473	1397	1397
Handicap			385	385	385		1155
Total			821	873	858	1397	2552
Team Points Won			0.0	1.0	1.0	3.0	3.0

**Lane 8 3 - Night Mare** Week 30 3/27/2022

Name	Old Avg	Old HDCP	-1-	-2-	-3-	Total	HDCP Total
Allen S. Noltersmeier	127	83	126	147	109	382	631
Sheri J. Londer	116	94	152	118	128	398	680
Malcolm R. Durand	149	61	135	141	132	408	591
Lindsay L. McLaughlin	136	74	120	105	128	353	575
			====	====	====	====	====
Scratch Total			533	511	497	1541	1541
Handicap			312	312	312		936
Total			845	823	809	1541	2477
Team Points Won			1.0	0.0	0.0	1.0	1.0

**Lane 9 7 - Kidds Korner** Week 30 3/27/2022

Name	Old Avg	Old HDCP	-1-	-2-	-3-	Total	HDCP Total
Jen Kidd	122	88	91	111	156	358	622
Nick Kidd	175	35	215	224	198	637	742
Kim L. Hodges	142	68	107	144	152	403	607
Bryan L. Hodges	165	45	160	210	231	601	736
			====	====	====	====	====
Scratch Total			573	689	737	1999	1999
Handicap			236	236	236		708
Total			809	925	973	1999	2707
Team Points Won			0.0	1.0	1.0	3.0	3.0

**Lane 10 4 - We Dilly Dilly 2/Galen's** Week 30 3/27/2022

Name	Old Avg	Old HDCP	-1-	-2-	-3-	Total	HDCP Total
Brooke A. Flodine	121	89	104	101	104	309	576
Chris Flodine	133	77	161	123	154	438	669
Cindy Gibbons	149	61	122	140	167	429	612
David D. Hibberd	179	31	177	170	209	556	649
			====	====	====	====	====
Scratch Total			564	534	634	1732	1732
Handicap			258	258	258		774
Total			822	792	892	1732	2506
Team Points Won			1.0	0.0	0.0	1.0	1.0



# Town & Country 2021-22

## Big Apple Fun Center

### Change in Average

Name	----Old----		Old					---Average Change---			Weekly Over Avg
	Pins	Games	Avg	-1-	-2-	-3-	Total	New	Old	---> +/-	Series Avg +/-
Jon D. Altmaier	1208	9	134				0	134.22	- 134.22	= 0.00	
Janet E. Anderson	1643	15	109				0	109.53	- 109.53	= 0.00	
Nathan Banks	13702	78	175	214	170	181	565	176.14	- 175.67	= 0.47	565 - 525=40
Stan Banks	5482	36	152				0	152.28	- 152.28	= 0.00	
Ashly N. Baxter	2310	30	77	a67	a67	a67	201	77.00	- 77.00	= 0.00	
John L. Baxter	6852	78	87	101	96	117	314	88.47	- 87.85	= 0.62	314 - 261=53
Craig A. Boyd	1599	9	177				0	177.67	- 177.67	= 0.00	
Mike Brown	6300	36	175	155	175	210	540	175.38	- 175.00	= 0.38	540 - 525=15
Katie M. Butler	8099	72	112	117	92	115	324	112.31	- 112.49	= -0.18	324 - 336=-12
John A. Cornett	973	6	162				0	162.17	- 162.17	= 0.00	
Malcolm R. Durand	13031	87	149	135	141	132	408	149.32	- 149.78	= -0.46	408 - 447=-39
Brooke A. Flodine	5472	45	121	104	101	104	309	120.44	- 121.60	= -1.16	309 - 363=-54
Chris Flodine	10801	81	133	161	123	154	438	133.80	- 133.35	= 0.45	438 - 399=39
Cindy Gibbons	8526	57	149	122	140	167	429	149.25	- 149.58	= -0.33	429 - 447=-18
Ashley K. Hancock	12417	87	142	134	147	166	447	142.93	- 142.72	= 0.21	447 - 426=21
Kira L. Hancock	8096	60	134	142	142	140	424	135.24	- 134.93	= 0.30	424 - 402=22
Rich Hancock	14881	87	171	138	198	192	528	171.21	- 171.05	= 0.17	528 - 513=15
Trish R. Hancock	7276	57	127	129	142	136	407	128.05	- 127.65	= 0.40	407 - 381=26
Linda L. Harris	2684	24	111				0	111.83	- 111.83	= 0.00	
Angie C. Hauserman	11433	87	131	121	162	122	405	131.53	- 131.41	= 0.12	405 - 393=12
David D. Hibberd	14528	81	179	177	170	209	556	179.57	- 179.36	= 0.21	556 - 537=19
Bryan L. Hodges	11941	72	165	160	210	231	601	167.23	- 165.85	= 1.38	601 - 495=106
Kim L. Hodges	9837	69	142	107	144	152	403	142.22	- 142.57	= -0.34	403 - 426=-23
Cody W. Johnson	14105	87	162	163	142	129	434	161.54	- 162.13	= -0.58	434 - 486=-52
Kattie L. Johnson	10900	84	129	105	183	160	448	130.44	- 129.76	= 0.67	448 - 387=61
Linda A. Johnson	10089	69	146	143	131	138	412	145.85	- 146.22	= -0.37	412 - 438=-26
Jen Kidd	5882	48	122	91	111	156	358	122.35	- 122.54	= -0.19	358 - 366=-8
Nick Kidd	9498	54	175	215	224	198	637	177.81	- 175.89	= 1.92	637 - 525=112
Kirk E. Kossman	13833	81	170	185	168	121	474	170.32	- 170.78	= -0.46	474 - 510=-36
Keith D. Koupal	768	6	128				0	128.00	- 128.00	= 0.00	
Keith D. Koupal	3524	39	90				0	90.36	- 90.36	= 0.00	
Tammy Koupal	5387	48	112				0	112.23	- 112.23	= 0.00	
Dani Krotz	13791	87	158	215	153	158	526	159.08	- 158.52	= 0.56	526 - 474=52
John Krotz	15384	84	183	201	193	181	575	183.44	- 183.14	= 0.29	575 - 549=26
Shelli Krotz	11391	81	140	162	168	167	497	141.52	- 140.63	= 0.89	497 - 420=77
Tyler J. Krotz	5895	87	67	72	82	76	230	68.06	- 67.76	= 0.30	230 - 201=29
Larry L. Lambrecht	14074	84	167	136	150	121	407	166.45	- 167.55	= -1.10	407 - 501=-94
Michelle L. Limbach	12391	66	187				0	187.74	- 187.74	= 0.00	

**Town & Country 2021-22**

Name	-----Old-----		Old Avg				Total	---Average Change---			Weekly Over Avg Series Avg +/-
	Pins	Games		-1-	-2-	-3-		New - Old	---> +/-		
Sheri J. Londer	9414	81	116	152	118	128	398	116.81	- 116.22	= 0.59	398 - 348=50
Karen L. Lopez	5572	39	142				0	142.87	- 142.87	= 0.00	
Karen L. Lopez	1483	17	87				0	87.24	- 87.24	= 0.00	
Richard L. Lopez	11684	74	157	216	158	178	552	158.91	- 157.89	= 1.02	552 - 471=81
Michele A. Marienau	980	9	108				0	108.89	- 108.89	= 0.00	
Sean A. McBride	5637	38	148				0	148.34	- 148.34	= 0.00	
Lindsay L. McLaughlin	11039	81	136	120	105	128	353	135.62	- 136.28	= -0.66	353 - 408=-55
Rebecca L. McPherson	1877	9	208				0	208.56	- 208.56	= 0.00	
Marvin E. Miller	395	3	131				0	131.67	- 131.67	= 0.00	
Brooke J. Modlin	10483	78	134	137	159	151	447	134.94	- 134.40	= 0.54	447 - 402=45
Allie E. Moore	12235	69	177	154	168	159	481	176.61	- 177.32	= -0.71	481 - 531=-50
Allen S. Noltersmeier	11096	87	127	126	147	109	382	127.53	- 127.54	= -0.01	382 - 381=1
Jason O. Pedersen	437	3	145				0	145.67	- 145.67	= 0.00	
Tregg Reiss	260	3	86				0	86.67	- 86.67	= 0.00	
Trevor A. Roberts	2328	15	155				0	155.20	- 155.20	= 0.00	
Tatsi Schmit	1302	23	56				0	56.61	- 56.61	= 0.00	
Bob Schutt	8694	84	103	110	100	125	335	103.78	- 103.50	= 0.28	335 - 309=26
Craig A. Schutt	13913	87	159	169	178	146	493	160.07	- 159.92	= 0.15	493 - 477=16
Richard M. Serr	13677	87	157	179	169	147	495	157.47	- 157.21	= 0.26	495 - 471=24
Jeff D. Snodgrass	5621	45	124				0	124.91	- 124.91	= 0.00	
Tom Soderholm	506	3	168				0	168.67	- 168.67	= 0.00	
Chris M. Stockton	11462	84	136	153	137	182	472	137.17	- 136.45	= 0.72	472 - 408=64
Nick J. Stockton	14963	87	171	189	140	164	493	171.73	- 171.99	= -0.26	493 - 513=-20
MaryLee Swim	9187	81	113	109	128	115	352	113.56	- 113.42	= 0.14	352 - 339=13
Jessica P. Walker	4651	48	96				0	96.90	- 96.90	= 0.00	
Wanda M. Westphalen	508	3	169				0	169.33	- 169.33	= 0.00	
Krista K. Wiester	1483	9	164				0	164.78	- 164.78	= 0.00	

# Town & Country 2021-22

## Big Apple Fun Center

\* Bowlers listed must have a minimum of 1 games.

### High Average Listing

	<u>Name</u>	<u>True Average</u>	<u>Pins</u>	<u>Gms</u>	<u>To Raise Avg +1</u>	<u>To Drop Avg -1</u>
1	Rebecca L. McPherson	208.56	1877	9	631	618
2	Michelle L. Limbach	187.74	12391	66	581	511
3	John Krotz	183.44	15959	87	601	510
4	David D. Hibberd	179.57	15084	84	576	488
5	Nick Kidd	177.81	10135	57	545	484
6	Craig A. Boyd	177.67	1599	9	537	524
7	Allie E. Moore	176.61	12716	72	559	483
8	Nathan Banks	176.14	14267	81	601	516
9	Mike Brown	175.38	6840	39	552	509
10	Nick J. Stockton	171.73	15456	90	540	446
11	Rich Hancock	171.21	15409	90	587	493
12	Kirk E. Kossman	170.32	14307	84	570	482
13	Wanda M. Westphalen	169.33	508	3	512	505
14	Tom Soderholm	168.67	506	3	508	501
15	Bryan L. Hodges	167.23	12542	75	562	483
16	Larry L. Lambrecht	166.45	14481	87	549	458
17	Krista K. Wiester	164.78	1483	9	497	484
18	John A. Cornett	162.17	973	6	494	484
19	Cody W. Johnson	161.54	14539	90	527	433
20	Craig A. Schutt	160.07	14406	90	567	473
21	Dani Krotz	159.08	14317	90	563	469
22	Richard L. Lopez	158.91	12236	77	484	403
23	Richard M. Serr	157.47	14172	90	522	428
24	Trevor A. Roberts	155.20	2328	15	480	461
25	Stan Banks	152.28	5482	36	485	445
26	Malcolm R. Durand	149.32	13439	90	511	417
27	Cindy Gibbons	149.25	8955	60	495	431
28	Sean A. McBride	148.34	5637	38	472	430
29	Linda A. Johnson	145.85	10501	72	449	373
30	Jason O. Pedersen	145.67	437	3	439	432
31	Ashley K. Hancock	142.93	12864	90	435	341
32	Karen L. Lopez	142.87	5572	39	434	391
33	Kim L. Hodges	142.22	10240	72	485	409
34	Shelli Krotz	141.52	11888	84	466	378
35	Chris M. Stockton	137.17	11934	87	486	395
36	Lindsay L. McLaughlin	135.62	11392	84	440	352
37	Kira L. Hancock	135.24	8520	63	456	389
38	Brooke J. Modlin	134.94	10930	81	410	325
39	Jon D. Altmaier	134.22	1208	9	412	399
40	Chris Flodine	133.80	11239	84	419	331
41	Marvin E. Miller	131.67	395	3	397	390
42	Angie C. Hauserman	131.53	11838	90	438	344
43	Kattie L. Johnson	130.44	11348	87	442	351
44	Trish R. Hancock	128.05	7683	60	444	380
45	Keith D. Koupal	128.00	768	6	393	383
46	Allen S. Noltersmeier	127.53	11478	90	426	332
47	Jeff D. Snodgrass	124.91	5621	45	379	330
48	Jen Kidd	122.35	6240	51	402	347

**Town & Country 2021-22**

	<b>Name</b>	<b>True Average</b>	<b>Pins</b>	<b>Gms</b>	<b>To Raise Avg +1</b>	<b>To Drop Avg -1</b>
49	Brooke A. Flodine	120.44	5781	48	390	338
50	Sheri J. Londer	116.81	9812	84	367	279
51	MaryLee Swim	113.56	9539	84	379	291
52	Katie M. Butler	112.31	8423	75	391	312
53	Tammy Koupal	112.23	5387	48	376	324
54	Linda L. Harris	111.83	2684	24	340	312
55	Janet E. Anderson	109.53	1643	15	337	318
56	Michele A. Marienau	108.89	980	9	328	315
57	Bob Schutt	103.78	9029	87	331	240
58	Jessica P. Walker	96.90	4651	48	296	244
59	Keith D. Koupal	90.36	3524	39	298	255
60	John L. Baxter	88.47	7166	81	310	225
61	Karen L. Lopez	87.24	1483	17	277	256
62	Tregg Reiss	86.67	260	3	262	255
63	Ashly N. Baxter	77.00	2310	30	264	230
64	Tyler J. Krotz	68.06	6125	90	292	198
65	Tatsi Schmit	56.61	1302	23	180	153

# Town & Country 2021-22

## Big Apple Fun Center

\* Bowlers listed must have a minimum of 21 games.

Note: This report includes information through March 27 which is Week 30 of 31

### Most Improved Averages

Name	True Average	Most Improved Avg	+/-	Name	True Average	Most Improved Avg	+/-
Nick J. Stockton	171.73	154	+17.73	Kim L. Hodges	142.22	138	+4.22
Trish R. Hancock	128.05	115	+13.05	Jessica P. Walker	96.90	93	+3.90
Bryan L. Hodges	167.23	155	+12.23	Karen L. Lopez	142.87	139	+3.87
Dani Krotz	159.08	147	+12.08	Angie C. Hauserman	131.53	128	+3.53
David D. Hibberd	179.57	168	+11.57	Tatsi Schmit	56.61	54	+2.61
Richard M. Serr	157.47	146	+11.47	Kattie L. Johnson	130.44	128	+2.44
Richard L. Lopez	158.91	148	+10.91	Linda L. Harris	111.83	110	+1.83
Malcolm R. Durand	149.32	139	+10.32	Sean A. McBride	148.34	147	+1.34
Cody W. Johnson	161.54	152	+9.54	Brooke A. Flodine	120.44	120	+0.44
Shelli Krotz	141.52	132	+9.52	Tammy Koupal	112.23	112	+0.23
Cindy Gibbons	149.25	140	+9.25	Nathan Banks	176.14	176	+0.14
MaryLee Swim	113.56	105	+8.56	Sheri J. Londer	116.81	117	-0.19
Kira L. Hancock	135.24	127	+8.24	Lindsay L. McLaughlin	135.62	136	-0.38
Craig A. Schutt	160.07	152	+8.07	Jen Kidd	122.35	123	-0.65
Keith D. Koupal	90.36	83	+7.36	Katie M. Butler	112.31	113	-0.69
Kirk E. Kossman	170.32	163	+7.32	Ashly N. Baxter	77.00	78	-1.00
Tyler J. Krotz	68.06	62	+6.06	Nick Kidd	177.81	179	-1.19
John Krotz	183.44	178	+5.44	Rich Hancock	171.21	173	-1.79
Mike Brown	175.38	170	+5.38	Jeff D. Snodgrass	124.91	127	-2.09
Ashley K. Hancock	142.93	138	+4.93	Linda A. Johnson	145.85	148	-2.15
Brooke J. Modlin	134.94	130	+4.94	Allie E. Moore	176.61	180	-3.39
Bob Schutt	103.78	99	+4.78	Larry L. Lambrecht	166.45	170	-3.55
Allen S. Noltersmeier	127.53	123	+4.53	Chris Flodine	133.80	138	-4.20
John L. Baxter	88.47	84	+4.47	Chris M. Stockton	137.17	142	-4.83
Stan Banks	152.28	148	+4.28	Michelle L. Limbach	187.74	193	-5.26

# Town & Country 2021-22

## Big Apple Fun Center

\* Bowlers listed must have a minimum of 1 games.

### Most Pins Over Average

Name	-----Old-----		Old Avg	-1-	-2-	-3-	Total	---Average Change---			Weekly Over Avg Series Avg +/-
	Pins	Games						New	Old	---> +/-	
Nick Kidd	9498	54	175	215	224	198	637	177.81	- 175.89	= 1.92	637 - 525=112
Bryan L. Hodges	11941	72	165	160	210	231	601	167.23	- 165.85	= 1.38	601 - 495=106
Richard L. Lopez	11684	74	157	216	158	178	552	158.91	- 157.89	= 1.02	552 - 471=81
Shelli Krotz	11391	81	140	162	168	167	497	141.52	- 140.63	= 0.89	497 - 420=77
Chris M. Stockton	11462	84	136	153	137	182	472	137.17	- 136.45	= 0.72	472 - 408=64
Kattie L. Johnson	10900	84	129	105	183	160	448	130.44	- 129.76	= 0.67	448 - 387=61
John L. Baxter	6852	78	87	101	96	117	314	88.47	- 87.85	= 0.62	314 - 261=53
Dani Krotz	13791	87	158	215	153	158	526	159.08	- 158.52	= 0.56	526 - 474=52
Sheri J. Londer	9414	81	116	152	118	128	398	116.81	- 116.22	= 0.59	398 - 348=50
Brooke J. Modlin	10483	78	134	137	159	151	447	134.94	- 134.40	= 0.54	447 - 402=45
Nathan Banks	13702	78	175	214	170	181	565	176.14	- 175.67	= 0.47	565 - 525=40
Chris Flodine	10801	81	133	161	123	154	438	133.80	- 133.35	= 0.45	438 - 399=39
Tyler J. Krotz	5895	87	67	72	82	76	230	68.06	- 67.76	= 0.30	230 - 201=29
Trish R. Hancock	7276	57	127	129	142	136	407	128.05	- 127.65	= 0.40	407 - 381=26
Bob Schutt	8694	84	103	110	100	125	335	103.78	- 103.50	= 0.28	335 - 309=26
John Krotz	15384	84	183	201	193	181	575	183.44	- 183.14	= 0.29	575 - 549=26
Richard M. Serr	13677	87	157	179	169	147	495	157.47	- 157.21	= 0.26	495 - 471=24
Kira L. Hancock	8096	60	134	142	142	140	424	135.24	- 134.93	= 0.30	424 - 402=22
Ashley K. Hancock	12417	87	142	134	147	166	447	142.93	- 142.72	= 0.21	447 - 426=21
David D. Hibberd	14528	81	179	177	170	209	556	179.57	- 179.36	= 0.21	556 - 537=19
Craig A. Schutt	13913	87	159	169	178	146	493	160.07	- 159.92	= 0.15	493 - 477=16
Rich Hancock	14881	87	171	138	198	192	528	171.21	- 171.05	= 0.17	528 - 513=15
Mike Brown	6300	36	175	155	175	210	540	175.38	- 175.00	= 0.38	540 - 525=15
MaryLee Swim	9187	81	113	109	128	115	352	113.56	- 113.42	= 0.14	352 - 339=13
Angie C. Hauserman	11433	87	131	121	162	122	405	131.53	- 131.41	= 0.12	405 - 393=12
Allen S. Noltersmeier	11096	87	127	126	147	109	382	127.53	- 127.54	= -0.01	382 - 381=1
Jen Kidd	5882	48	122	91	111	156	358	122.35	- 122.54	= -0.19	358 - 366=-8
Katie M. Butler	8099	72	112	117	92	115	324	112.31	- 112.49	= -0.18	324 - 336=-12
Cindy Gibbons	8526	57	149	122	140	167	429	149.25	- 149.58	= -0.33	429 - 447=-18
Nick J. Stockton	14963	87	171	189	140	164	493	171.73	- 171.99	= -0.26	493 - 513=-20
Kim L. Hodges	9837	69	142	107	144	152	403	142.22	- 142.57	= -0.34	403 - 426=-23
Linda A. Johnson	10089	69	146	143	131	138	412	145.85	- 146.22	= -0.37	412 - 438=-26
Kirk E. Kossman	13833	81	170	185	168	121	474	170.32	- 170.78	= -0.46	474 - 510=-36
Malcolm R. Durand	13031	87	149	135	141	132	408	149.32	- 149.78	= -0.46	408 - 447=-39
Allie E. Moore	12235	69	177	154	168	159	481	176.61	- 177.32	= -0.71	481 - 531=-50
Cody W. Johnson	14105	87	162	163	142	129	434	161.54	- 162.13	= -0.58	434 - 486=-52
Brooke A. Flodine	5472	45	121	104	101	104	309	120.44	- 121.60	= -1.16	309 - 363=-54

**Town & Country 2021-22**

<u>Name</u>	<u>-----Old-----</u>		<u>Old</u>					<u>---Average Change---</u>			<u>Weekly Over Avg</u>
	<u>Pins</u>	<u>Games</u>	<u>Avg</u>	<u>-1-</u>	<u>-2-</u>	<u>-3-</u>	<u>Total</u>	<u>New - Old</u>	<u>---&gt; +/-</u>	<u>Series Avg +/-</u>	
Lindsay L. McLaughlin	11039	81	136	120	105	128	353	135.62 - 136.28	=	-0.66	353 - 408=-55
Larry L. Lambrecht	14074	84	167	136	150	121	407	166.45 - 167.55	=	-1.10	407 - 501=-94

# Town & Country 2021-22

## Big Apple Fun Center

This report is for scores bowled March 27 which is Week 30 of 31

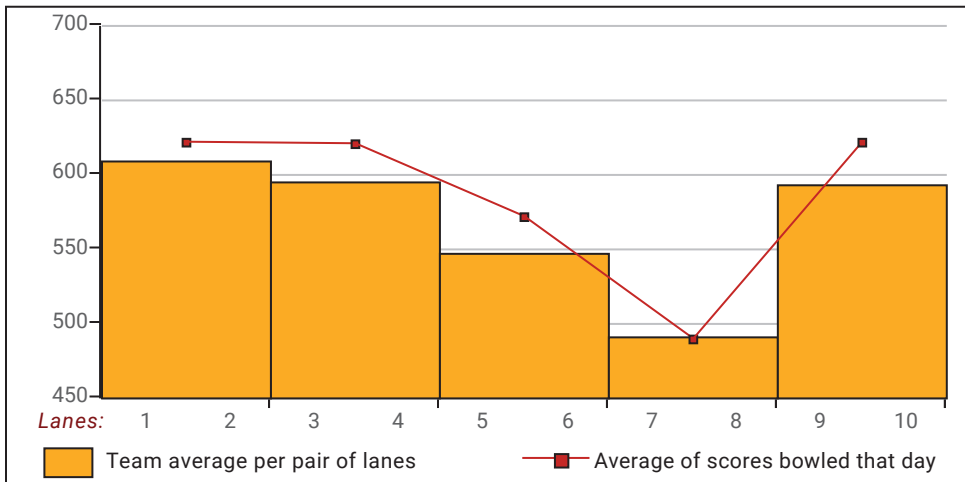
### This Week's Statistics

	<u>Over All</u>	<u>Men</u>	<u>Women</u>
How many people bowled	39	20	19
Number of games bowled	117	60	57
Actual average of week's scores	148.28	157.62	138.46
How many games above average	66	34	32
How many games below average	49	25	24
Pins above/below average per game	4.77	6.02	3.46
How many people raised average	25	14	11
by this amount	0.52	0.56	0.47
How many people went down	14	6	8
by this amount	-0.49	-0.48	-0.49
League average before bowling	144.05	152.16	135.51
League average after bowling	144.21	152.41	135.57
Change in league average	0.16	0.25	0.06
800s	--	--	--
775s	--	--	--
750s	--	--	--
725s	--	--	--
700s	--	--	--
675s	--	--	--
650s	--	--	--
625s	1	1	--
600s	1	1	--
575s	1	1	--
550s	3	3	--
525s	3	2	1
500s	--	--	--
475s	5	3	2
450s	2	1	1
425s	6	2	4
400s	7	2	5
below 400	10	4	6
300s	--	--	--
275s	--	--	--
250s	--	--	--
225s	1	1	--
200s	9	8	1
175s	15	13	2
150s	31	13	18
125s	31	13	18
100s	24	8	16
below 100	6	4	2

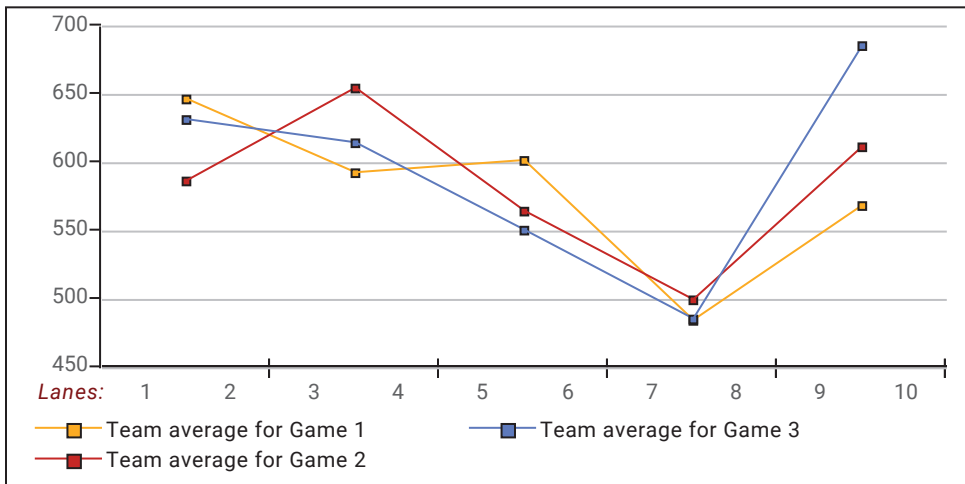


This report is for scores bowled March 27 which is Week 30 of 31

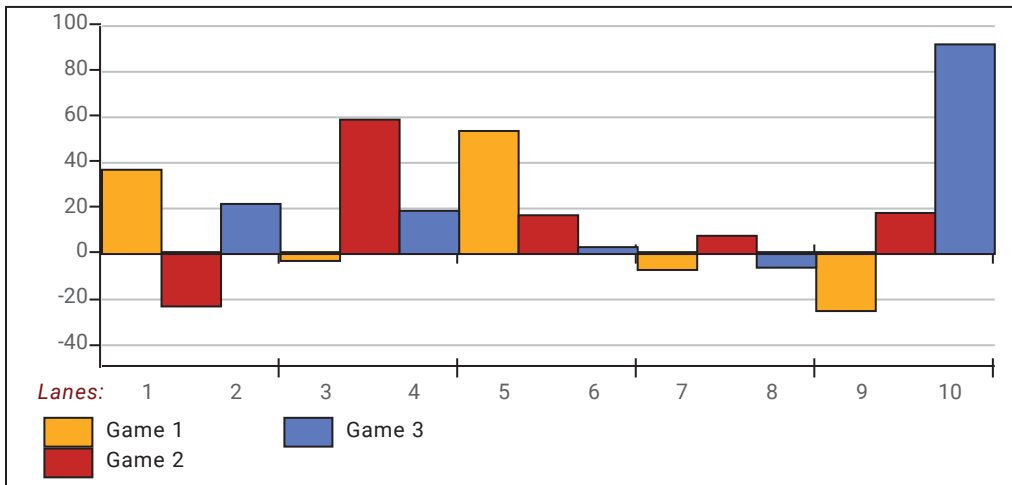
**Team Average vs Avg of Scores**



**Average of Scores for Each Game**

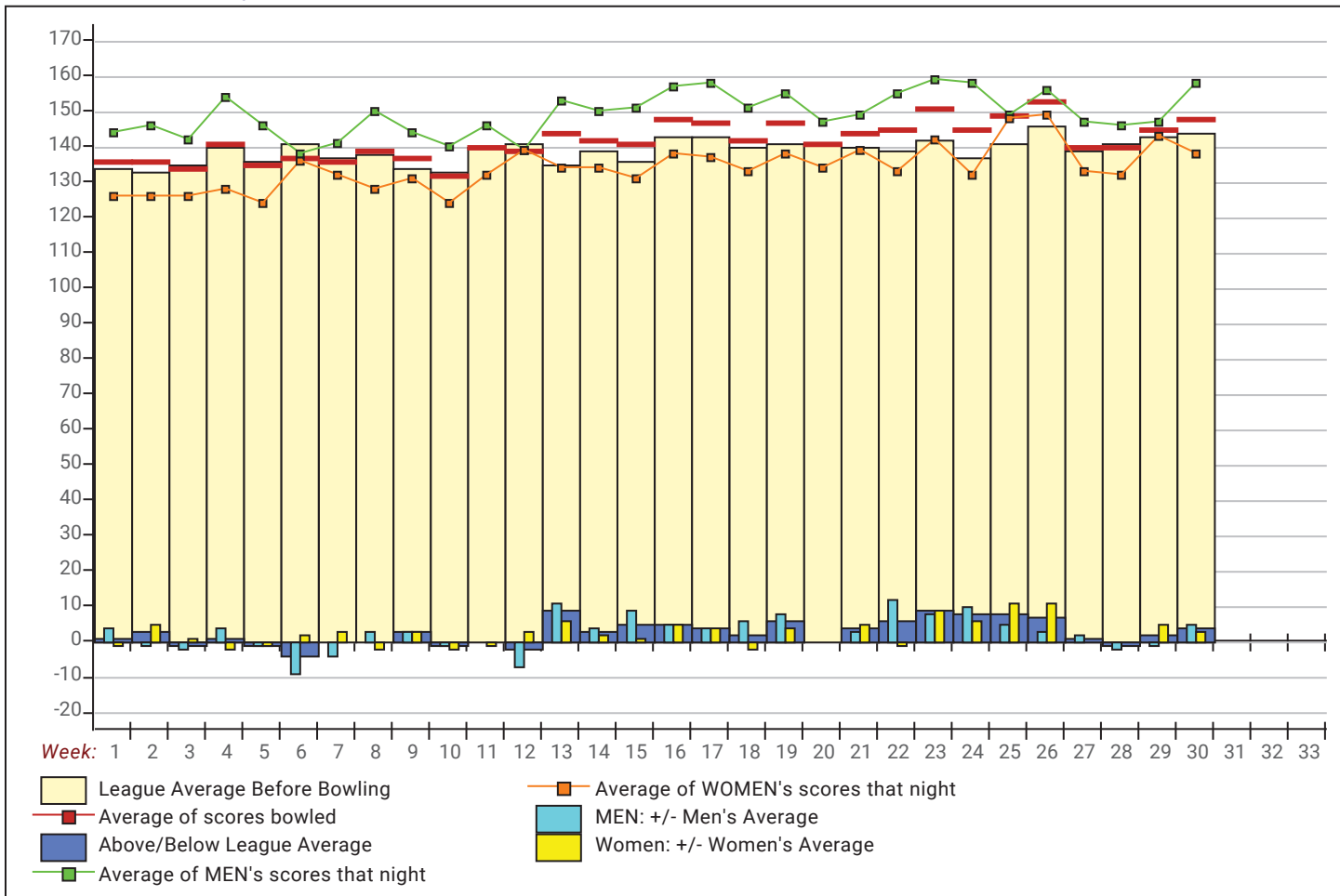


**Amount Over/Under Team Average**



This report is for scores bowled March 27 which is Week 30 of 31

League Average Week-by-Week



League Average Statistics for Last Week

	League	Right Hand	Left Hand	Men (Lft+Rt)	Women (Lft+Rt)
League Average Before Bowling	144.05	144.05		152.16	135.51
Average of scores bowled that night	148.28	148.28		157.62	138.46
New League Average After Bowling	144.21	144.21		152.41	135.57
Change in League Average	.16	.16		.25	.06
People Who Bowled Over Average	25	25		14	11
People Who Bowled Under Average	14	14		6	8
Average Amount of Series Over Avg	41.76	41.76		42.93	40.27
Average Amount of Series Under Avg	-34.71	-34.71		-40.00	-30.75
Difference Avg, NiteAvg	4.77	4.77		6.02	3.46
Number of Bowlers	39	39		20	19
Number of Games Bowled	117	117		60	57
People Who Raised Their Average	25	25		14	11
Raised By an Average of This Amount	.52	.52		.56	.47
People Who Lowered Their Average	14	14		6	8
Lowered By an Average of This Amou	-.49	-.49		-.48	-.49
Number of Games Bowled Over Avera	66	66		34	32
Number of Games Bowled Under Avera	49	49		25	24

Note: Averages are based only on people who bowled.

**Town & Country 2021-22**

**Big Apple Fun Center  
Team Standings**

Place	Team Name	Avg p/gm	Points Won	Points Lost	Year-To-Date WON	Y-T-D LOST
1	Pin Seekers	627	36	24	75	45
2	King Pins	580	36	24	55	65
3	Cruizers	622	35	25	65	55
4	Spare Me	469	33	27	67	53
5	Lucky Strikes	560	32	28	54½	65½
6	We Attempt	626	28	32	72	48
7	Fly High	471	28	32	65½	54½
8	Kidds Korner	562	26	34	56	64
9	Night Mare	526	25	35	60	60
10	We Dilly Dilly 2/Galen's	620	23	37	56	64

\*\*\* Although not shown, standings are determined by points only for the current split

**Last Week's Top Scores**

	Scratch Game	Scratch Series	Handicap Game	Handicap Series
<b>Men</b>	231 Bryan Hodges	637 Nick Kidd	276 Bryan Hodges	742 Nick Kidd
	224 Nick Kidd	601 Bryan Hodges	269 Richard Lopez	736 Bryan Hodges
	216 Richard Lopez	575 John Krotz	259 Nick Kidd	711 Richard Lopez
	214 Nathan Banks	565 Nathan Banks	249 Nathan Banks	683 John Baxter
	210 Mike Brown	556 David Hibberd	245 Mike Brown	670 Nathan Banks
	209 David Hibberd	552 Richard Lopez	240 John Baxter	669 Chris Flodine
	201 John Krotz	540 Mike Brown	240 David Hibberd	659 Tyler Krotz
	198 Rich Hancock	528 Rich Hancock	238 Chris Flodine	656 Bob Schutt
	189 Nick Stockton	495 Richard Serr	237 Rich Hancock	656 John Krotz
	185 Kirk Kossman	493 Nick Stockton	232 Richard Serr	654 Richard Serr
	493 Craig Schutt	232 Bob Schutt		
<b>Women</b>	215 Dani Krotz	526 Dani Krotz	267 Dani Krotz	707 Shelli Krotz
	183 Kattie Johnson	497 Shelli Krotz	264 Kattie Johnson	694 Chris Stockton
	182 Chris Stockton	481 Allie Moore	256 Chris Stockton	691 Kattie Johnson
	168 Shelli Krotz	472 Chris Stockton	246 Sheri Londer	682 Dani Krotz
	168 Allie Moore	448 Kattie Johnson	244 Jen Kidd	680 Sheri Londer
	167 Cindy Gibbons	447 Ashley Hancock	241 Angie Hauserman	675 Brooke Modlin
	166 Ashley Hancock	447 Brooke Modlin	238 Shelli Krotz	656 Trish Hancock
	162 Angie Hauserman	429 Cindy Gibbons	235 Brooke Modlin	652 Kira Hancock
	159 Brooke Modlin	424 Kira Hancock	234 Ashley Hancock	651 Ashley Hancock
	156 Jen Kidd	412 Linda Johnson	228 Cindy Gibbons	643 MaryLee Swim

**Local and Bowling Center Awards**

Name	USBC ID Number	Award Average	Award Games	G1	G2	G3	Series	Award Score	Award Received
John L. Baxter	9726-4269 USBC	87	78	101	96	117	<b>314</b>	314	300 Series (Local Assoc. Awards)
Bryan L. Hodges	1494-2652 USBC	165	72	160	210	231	<b>601</b>	601	600 Series (Local Assoc. Awards)
	1494-2652 USBC	165	72	160	<b>210</b>	231	601	210	200 Game (Local Assoc. Awards)
	1494-2652 USBC	165	72	160	210	<b>231</b>	601	231	225 Game (Local Assoc. Awards)
Kattie L. Johnson	9726-4271 USBC	129	84	105	<b>183</b>	160	448	183	175 Game (Local Assoc. Awards)
Nick Kidd	1489-496 USBC	175	54	215	224	198	<b>637</b>	637	600 Series (Local Assoc. Awards)
Dani Krotz	4132-1351 USBC	158	87	<b>215</b>	153	158	526	215	200 Game (Local Assoc. Awards)
Sheri J. Londer	9726-4261 USBC	116	81	<b>152</b>	118	128	398	152	150 Game (Local Assoc. Awards)
Richard L. Lopez	1494-252 USBC	157		<b>216</b>	158	178	552	216	Clean Game (199 Average or Les (Local Ass
	1494-252 USBC	157	74	<b>216</b>	158	178	552	216	200 Game (Local Assoc. Awards)
Chris M. Stockton	4132-955 USBC	136	84	153	137	<b>182</b>	472	182	175 Game (Local Assoc. Awards)

# Town & Country 2021-22

Sunday 6:30 pm

## Big Apple Fun Center

Lanes 13 - 22

President: John Krotz Vice President: Richard Lopez  
Secretary/Treasurer: Trish Hancock

### Team Standings

Place	#	Team Name	Points Won	Points Lost	%Won	Pins + HDCP	Scratch Pins	Avg p/gm
1	1	King Pins	4	0	100.0	78853	54321	584
2	10	Pin Seekers	0	4		79208	58358	627

**First half winner (We Attempt) forfeited league championship to King Pins for the 2021-2022 season.**

Lanes	Team Name	HDCP -1-	HDCP -2-	HDCP -3-	HDCP Total	Last Wk WON	Team Name	HDCP -1-	HDCP -2-	HDCP -3-	HDCP Total	Last Wk WON
13-14	Pin Seekers	798	886	827	2511	0	King Pins	924	916	964	2804	4

**Thanks for bowling! We hope you had a good time. See you next season!**

### Last Week's Top Scores

Team Scratch Game		Team Scratch Series		Team Handicap Game		Team Handicap Series	
721	King Pins	2075	King Pins	964	King Pins	2804	King Pins
669	Pin Seekers	1860	Pin Seekers	886	Pin Seekers	2511	Pin Seekers
Scratch Game		Scratch Series		Handicap Game		Handicap Series	
<b>Men</b>	224 Mike Brown	632	Nathan Banks	259	Mike Brown	734	Nathan Banks
	221 Nathan Banks	610	Mike Brown	255	Nathan Banks	715	Mike Brown
	190 Kirk Kossman	509	Nick Stockton	230	Kirk Kossman	626	Nick Stockton
	184 Nick Stockton	457	Kirk Kossman	223	Nick Stockton	577	Kirk Kossman
<b>Women</b>	182 Linda Johnson	470	Linda Johnson	247	Linda Johnson	679	Brooke Modlin
	164 Brooke Modlin	451	Brooke Modlin	240	Brooke Modlin	676	Katie Butler
	152 Chris Stockton	424	Chris Stockton	231	Katie Butler	665	Linda Johnson
	133 Katie Butler	382	Katie Butler	225	Chris Stockton	643	Chris Stockton

### Team Rosters

#### 1 - King Pins

Name	Avg	HDCP	Pins	Gms	High Game	High Sers	HDCP Game	HDCP Sers	Most Improved Avg +/-	To Raise Avg +1	To Drop Avg -1	Weekly Over Avg Series Avg +/-
Brooke J. Modlin	135	75	11381	84	215	509	294	746	130 +5.49	451	363	451 - 402=49
Katie M. Butler	112	98	8805	78	170	388	268	682	113 -0.12	348	266	382 - 336=46
Mike Brown	177	33	7450	42	267	610	281	715	170 +7.38	560	514	610 - 525=85
Nathan Banks	177	33	14899	84	247	632	283	734	176 +1.37	587	499	632 - 528=104
Trevor A. Roberts	155	55	2328	15	191	510	250	687		480	461	
Linda L. Harris	111	99	2684	24	146	378	249	687	110 +1.83	340	312	

#### 2 - Luckey Strikes

Name	Avg	HDCP	Pins	Gms	High Game	High Sers	HDCP Game	HDCP Sers	Most Improved Avg +/-	To Raise Avg +1	To Drop Avg -1	Weekly Over Avg Series Avg +/-
Angie C. Hauserman	131	79	11838	90	188	444	270	687	128 +3.53	438	344	
Bob Schutt	103	107	9029	87	145	382	251	709	99 +4.78	331	240	
Craig A. Schutt	160	50	14406	90	214	549	270	718	152 +8.07	567	473	
Allie E. Moore	176	34	12716	72	236	647	269	755	180 -3.39	559	483	
Janet E. Anderson	109	101	1643	15	130	351	230	648		337	318	

**Town & Country 2021-22**

**3 - Night Mare**

<u>Name</u>	<u>Avg</u>	<u>HDCP</u>	<u>Pins</u>	<u>Gms</u>	<u>High Game</u>	<u>High Sers</u>	<u>HDCP Game</u>	<u>HDCP Sers</u>	<u>Most Improved Avg +/-</u>	<u>To Raise Avg +1</u>	<u>To Drop Avg -1</u>	<u>Weekly Over Avg Series Avg +/-</u>
Allen S. Noltersmeier	127	83	11478	90	190	435	274	687	123 +4.53	426	332	
Sheri J. Londer	116	94	9812	84	176	405	273	723	117 -0.19	367	279	
Malcolm R. Durand	149	61	13439	90	220	519	283	715	139 +10.32	511	417	
Lindsay L. McLaughlin	135	75	11392	84	199	490	272	715	136 -0.38	440	352	

**4 - We Dilly Dilly 2/Galen's**

<u>Name</u>	<u>Avg</u>	<u>HDCP</u>	<u>Pins</u>	<u>Gms</u>	<u>High Game</u>	<u>High Sers</u>	<u>HDCP Game</u>	<u>HDCP Sers</u>	<u>Most Improved Avg +/-</u>	<u>To Raise Avg +1</u>	<u>To Drop Avg -1</u>	<u>Weekly Over Avg Series Avg +/-</u>
Brooke A. Flodine	120	90	5781	48	178	433	268	722	120 +0.44	390	338	
Chris Flodine	133	77	11239	84	179	456	253	699	138 -4.20	419	331	
Cindy Gibbons	149	61	8955	60	224	524	288	731	140 +9.25	495	431	
Michelle L. Limbach	187	23	12391	66	243	631	263	702	193 -5.26	581	511	
Jon D. Altmaier	134	76	1208	9	179	463	272	742		412	399	
David D. Hibberd	179	31	15084	84	268	662	313	778	168 +11.57	576	488	

**5 - Fly High**

<u>Name</u>	<u>Avg</u>	<u>HDCP</u>	<u>Pins</u>	<u>Gms</u>	<u>High Game</u>	<u>High Sers</u>	<u>HDCP Game</u>	<u>HDCP Sers</u>	<u>Most Improved Avg +/-</u>	<u>To Raise Avg +1</u>	<u>To Drop Avg -1</u>	<u>Weekly Over Avg Series Avg +/-</u>
Kattie L. Johnson	130	80	11348	87	183	450	264	699	128 +2.44	442	351	
Ashly N. Baxter	77	133	2310	30	116	299	258	725	78 -1.00	264	230	
John L. Baxter	88	122	7166	81	134	342	262	717	84 +4.47	310	225	
Cody W. Johnson	161	49	14539	90	257	675	309	831	152 +9.54	527	433	
Craig A. Boyd	177	33	1599	9	220	593	268	722		537	524	
Wanda M. Westphalen	169	41	508	3	172	508	213	631		512	505	

**6 - We Attempt**

<u>Name</u>	<u>Avg</u>	<u>HDCP</u>	<u>Pins</u>	<u>Gms</u>	<u>High Game</u>	<u>High Sers</u>	<u>HDCP Game</u>	<u>HDCP Sers</u>	<u>Most Improved Avg +/-</u>	<u>To Raise Avg +1</u>	<u>To Drop Avg -1</u>	<u>Weekly Over Avg Series Avg +/-</u>
Ashley K. Hancock	142	68	12864	90	200	505	281	751	138 +4.93	435	341	
Dani Krotz	159	51	14317	90	224	552	277	716	147 +12.08	563	469	
Richard M. Serr	157	53	14172	90	226	573	282	741	146 +11.47	522	428	
Larry L. Lambrecht	166	44	14481	87	235	609	278	738	170 -3.55	549	458	
Tom Soderholm	168	42	506	3	179	506	221	632		508	501	

**7 - Kidds Korner**

<u>Name</u>	<u>Avg</u>	<u>HDCP</u>	<u>Pins</u>	<u>Gms</u>	<u>High Game</u>	<u>High Sers</u>	<u>HDCP Game</u>	<u>HDCP Sers</u>	<u>Most Improved Avg +/-</u>	<u>To Raise Avg +1</u>	<u>To Drop Avg -1</u>	<u>Weekly Over Avg Series Avg +/-</u>
Tammy Koupal	112	98	5387	48	149	384	243	692	112 +0.23	376	324	
Keith D. Koupal	90	120	3524	39	130	329	257	710	83 +7.36	298	255	
Jen Kidd	122	88	6240	51	174	436	265	712	123 -0.65	402	347	
Nick Kidd	177	33	10135	57	259	637	295	742	179 -1.19	545	484	
Kim L. Hodges	142	68	10240	72	189	495	258	711	138 +4.22	485	409	
Bryan L. Hodges	167	43	12542	75	231	659	279	803	155 +12.23	562	483	
Jason O. Pedersen	145	65	437	3	160	437	225	632		439	432	
Keith D. Koupal	128	82	768	6	156	396	234	630		393	383	

**8 - Spare Me**

<u>Name</u>	<u>Avg</u>	<u>HDCP</u>	<u>Pins</u>	<u>Gms</u>	<u>High Game</u>	<u>High Sers</u>	<u>HDCP Game</u>	<u>HDCP Sers</u>	<u>Most Improved Avg +/-</u>	<u>To Raise Avg +1</u>	<u>To Drop Avg -1</u>	<u>Weekly Over Avg Series Avg +/-</u>
MaryLee Swim	113	97	9539	84	174	431	277	728	105 +8.56	379	291	
Karen L. Lopez	87	123	1483	17	110	281	238	665		277	256	
Tyler J. Krotz	68	142	6125	90	106	271	250	718	62 +6.06	292	198	
Richard L. Lopez	158	52	12236	77	216	552	272	714	148 +10.91	484	403	
Karen L. Lopez	142	68	5572	39	182	489	252	699	139 +3.87	434	391	

**9 - Cruizers**

<u>Name</u>	<u>Avg</u>	<u>HDCP</u>	<u>Pins</u>	<u>Gms</u>	<u>High Game</u>	<u>High Sers</u>	<u>HDCP Game</u>	<u>HDCP Sers</u>	<u>Most Improved Avg +/-</u>	<u>To Raise Avg +1</u>	<u>To Drop Avg -1</u>	<u>Weekly Over Avg Series Avg +/-</u>
Trish R. Hancock	128	82	7683	60	192	522	281	789	115 +13.05	444	380	
Shelli Krotz	141	69	11888	84	195	505	278	725	132 +9.52	466	378	
Rich Hancock	171	39	15409	90	232	584	269	704	173 -1.79	587	493	
John Krotz	183	27	15959	87	259	642	291	732	178 +5.44	601	510	

**Town & Country 2021-22**

**10 - Pin Seekers**

<u>Name</u>	<u>Avg</u>	<u>HDCP</u>	<u>Pins</u>	<u>Gms</u>	<u>High Game</u>	<u>High Sers</u>	<u>HDCP Game</u>	<u>HDCP Sers</u>	<u>Most Improved Avg +/-</u>	<u>To Raise Avg +1</u>	<u>To Drop Avg -1</u>	<u>Weekly Over Avg Series Avg +/-</u>
Chris M. Stockton	137	73	12358	90	182	482	258	719	142 -4.69	476	382	424 - 411=13
Linda A. Johnson	146	64	10971	75	189	490	252	682	148 -1.72	495	416	470 - 435=35
Kirk E. Kossman	169	41	14764	87	250	613	296	760	163 +6.70	536	445	457 - 510=-53
Nick J. Stockton	171	39	15965	93	244	649	285	805	154 +17.67	547	450	509 - 513=-4
Krista K. Wiester	164	46	1483	9	188	514	227	654		497	484	

**Temporary Substitutes**

** Men**

<u>Name</u>	<u>Avg</u>	<u>HDCP</u>	<u>Pins</u>	<u>Gms</u>	<u>High Game</u>	<u>High Sers</u>	<u>HDCP Game</u>	<u>HDCP Sers</u>	<u>Most Improved Avg +/-</u>	<u>To Raise Avg +1</u>	<u>To Drop Avg -1</u>	<u>Weekly Over Avg Series Avg +/-</u>
Stan Banks	152	58	5482	36	222	554	283	737	148 +4.28	485	445	
John A. Cornett	162	48	973	6	199	528	261	714		494	484	
Sean A. McBride	148	62	5637	38	218	511	281	700	147 +1.34	472	430	
Marvin E. Miller	131	79	395	3	137	395	216	632		397	390	
Tregg Reiss	86	124	260	3	96	260	220	632		262	255	
Jeff D. Snodgrass	124	86	5621	45	169	421	256	682	127 -2.09	379	330	

** Women**

<u>Name</u>	<u>Avg</u>	<u>HDCP</u>	<u>Pins</u>	<u>Gms</u>	<u>High Game</u>	<u>High Sers</u>	<u>HDCP Game</u>	<u>HDCP Sers</u>	<u>Most Improved Avg +/-</u>	<u>To Raise Avg +1</u>	<u>To Drop Avg -1</u>	<u>Weekly Over Avg Series Avg +/-</u>
Kira L. Hancock	135	75	8520	63	182	444	259	690	127 +8.24	456	389	
Michele A. Marienau	108	102	980	9	128	357	235	678		328	315	
Rebecca L. McPherson	208	2	1877	9	246	672	254	702		631	618	
Tatsi Schmit	56	154	1302	23	88	218	244	686	54 +2.61	180	153	
Jessica P. Walker	96	114	4651	48	155	343	271	691	93 +3.90	296	244	

# Town & Country 2021-22

## Big Apple Fun Center

### Reprint of Scores -- 2nd Half Champion Roll-Off

Lane 13 10 - Pin Seekers Week 31 4/3/2022							
Name	Old	Old	-1-	-2-	-3-	Total	HDCP
	Avg	HDCP					Total
Chris M. Stockton	137	73	132	140	152	424	643
Linda A. Johnson	145	65	182	155	133	470	665
Kirk E. Kossman	170	40	108	190	159	457	577
Nick J. Stockton	171	39	159	184	166	509	626
			====	====	====	====	====
Scratch Total			581	669	610	1860	1860
Handicap			217	217	217		651
Total			798	886	827	1860	2511
Team Points Won			0.0	0.0	0.0	0.0	0.0

Lane 14 1 - King Pins Week 31 4/3/2022										
Name	Old	Old	-1-	-2-	-3-	Total	HDCP			
	Avg	HDCP					Total			
Brooke J. Modlin	134	76	157	130	164	451	679			
Katie M. Butler	112	98	131	118	133	382	676			
Nathan Banks	176	34	221	201	210	632	734			
Mike Brown	175	35	172	224	214	610	715			
			====	====	====	====	====			
Scratch Total			681	673	721	2075	2075			
Handicap			243	243	243		729			
Total			924	916	964	2075	2804			
Team Points Won			1.0	1.0	1.0	4.0	4.0			

# Town & Country 2021-22

## Big Apple Fun Center

\* Bowlers listed must have a minimum of 1 games.

### Most Pins Over Average

Name	-----Old-----		Old				---Average Change---			Weekly Over Avg
	Pins	Games	Avg	-1-	-2-	-3-	Total	New - Old	---> +/-	Series Avg +/-
Nathan Banks	14267	81	176	221	201	210	632	177.37 - 176.14	= 1.23	632 - 528=104
Mike Brown	6840	39	175	172	224	214	610	177.38 - 175.38	= 2.00	610 - 525=85
Brooke J. Modlin	10930	81	134	157	130	164	451	135.49 - 134.94	= 0.55	451 - 402=49
Katie M. Butler	8423	75	112	131	118	133	382	112.88 - 112.31	= 0.58	382 - 336=46
Linda A. Johnson	10501	72	145	182	155	133	470	146.28 - 145.85	= 0.43	470 - 435=35
Chris M. Stockton	11934	87	137	132	140	152	424	137.31 - 137.17	= 0.14	424 - 411=13
Nick J. Stockton	15456	90	171	159	184	166	509	171.67 - 171.73	= -0.07	509 - 513=-4
Kirk E. Kossman	14307	84	170	108	190	159	457	169.70 - 170.32	= -0.62	457 - 510=-53



# Town & Country 2021-22

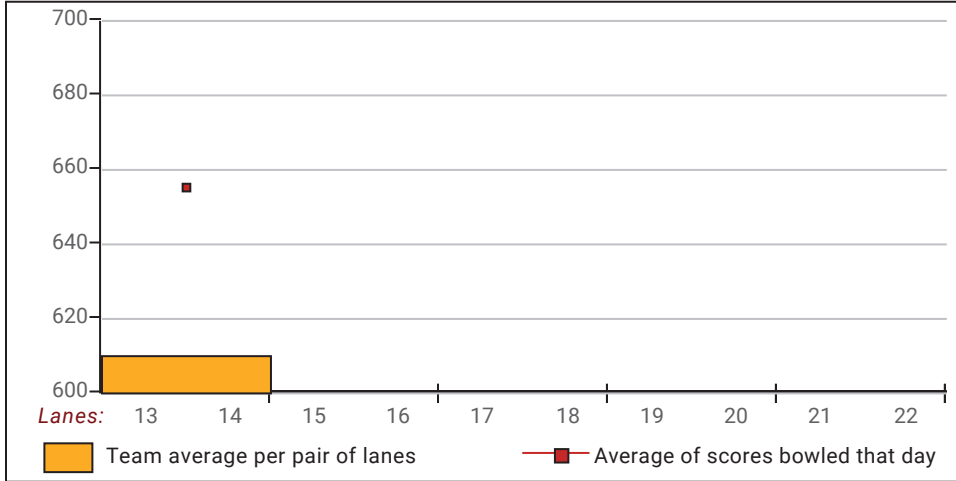
## Big Apple Fun Center

This report is for scores bowled April 3

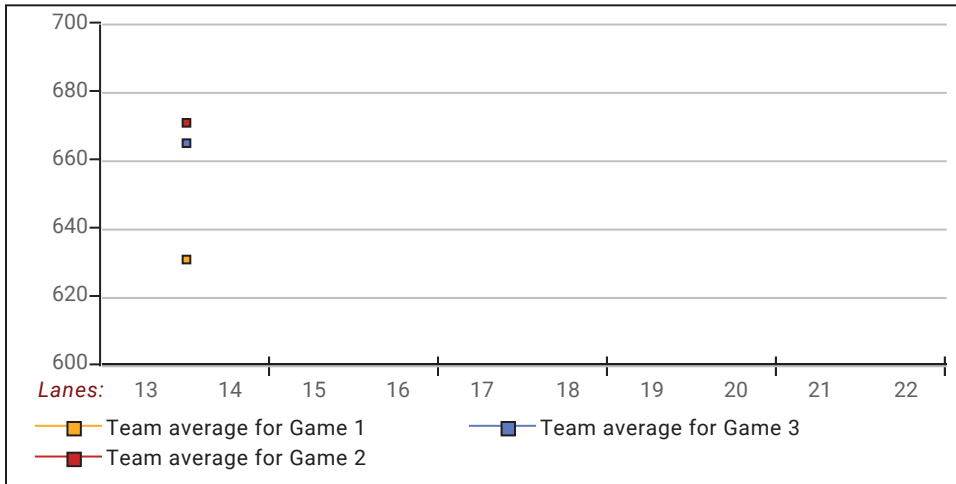
### This Week's Statistics

	Over All	Men	Women
How many people bowled	8	4	4
Number of games bowled	24	12	12
Actual average of week's scores	163.96	184.00	143.92
How many games above average	16	7	9
How many games below average	8	5	3
Pins above/below average per game	11.46	11.00	11.92
How many people raised average	6	2	4
by this amount	0.82	1.61	0.42
How many people went down	2	2	--
by this amount	-0.34	-0.34	0.00
League average before bowling	152.98	173.39	132.57
League average after bowling	153.51	174.03	132.99
Change in league average	0.53	0.64	0.42
800s	--	--	--
775s	--	--	--
750s	--	--	--
725s	--	--	--
700s	--	--	--
675s	--	--	--
650s	--	--	--
625s	1	1	--
600s	1	1	--
575s	--	--	--
550s	--	--	--
525s	--	--	--
500s	1	1	--
475s	--	--	--
450s	3	1	2
425s	--	--	--
400s	1	--	1
below 400	1	--	1
300s	--	--	--
275s	--	--	--
250s	--	--	--
225s	--	--	--
200s	5	5	--
175s	3	2	1
150s	8	4	4
125s	6	--	6
100s	2	1	1
below 100	--	--	--

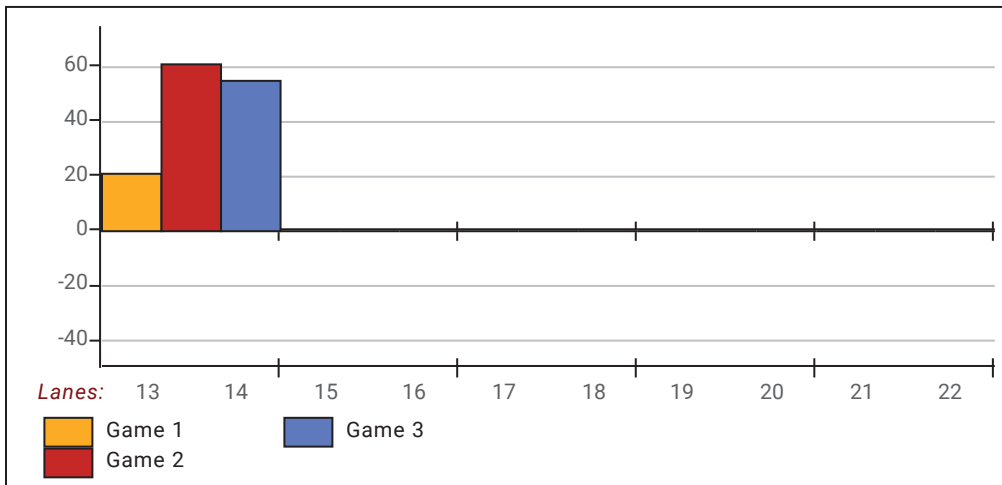
**Team Average vs Avg of Scores**



**Average of Scores for Each Game**

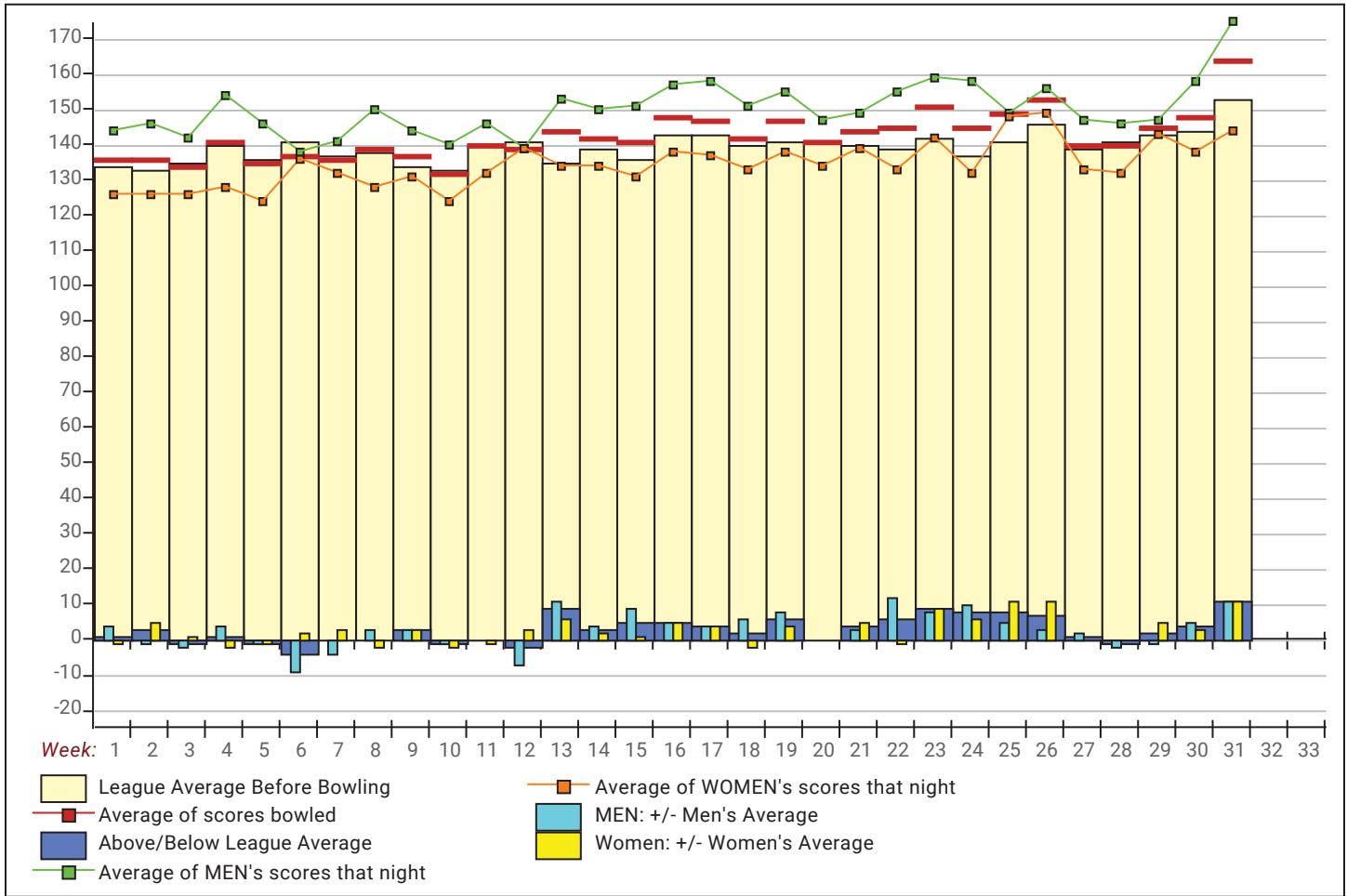


**Amount Over/Under Team Average**



This report is for scores bowled April 3

**League Average Week-by-Week**



**League Average Statistics for Last Week**

	League	Right Hand	Left Hand
League Average Before Bowling	152.98	152.98	
Average of scores bowled that night	163.96	163.96	
New League Average After Bowling	153.51	153.51	
Change in League Average	.53	.53	
People Who Bowled Over Average	6	6	
People Who Bowled Under Average	2	2	
Average Amount of Series Over Avg	55.33	55.33	
Average Amount of Series Under Avg	-28.50	-28.50	
Difference Avg, NiteAvg	11.46	11.46	
Number of Bowlers	8	8	
Number of Games Bowled	24	24	
People Who Raised Their Average	6	6	
Raised By an Average of This Amount	.82	.82	
People Who Lowered Their Average	2	2	
Lowered By an Average of This Amou	-.34	-.34	
Number of Games Bowled Over Avera	16	16	
Number of Games Bowled Under Avera	8	8	

*Note: Averages are based only on people who bowled.*

# Press Release -- 4/5/2022

## Town & Country 2021-22

### Big Apple Fun Center

#### Team Standings

Place	Team Name	Avg p/gm	Points Won	Points Lost	Year-To-Date WON	Y-T-D LOST
1	King Pins	584	4	0	59	65
2	Pin Seekers	627	0	4	75	49

#### Last Week's Top Scores

	Scratch Game	Scratch Series	Handicap Game	Handicap Series
<b>Men</b>	224 Mike Brown	632 Nathan Banks	259 Mike Brown	734 Nathan Banks
	221 Nathan Banks	610 Mike Brown	255 Nathan Banks	715 Mike Brown
	190 Kirk Kossman	509 Nick Stockton	230 Kirk Kossman	626 Nick Stockton
	184 Nick Stockton	457 Kirk Kossman	223 Nick Stockton	577 Kirk Kossman
<b>Women</b>	182 Linda Johnson	470 Linda Johnson	247 Linda Johnson	679 Brooke Modlin
	164 Brooke Modlin	451 Brooke Modlin	240 Brooke Modlin	676 Katie Butler
	152 Chris Stockton	424 Chris Stockton	231 Katie Butler	665 Linda Johnson
	133 Katie Butler	382 Katie Butler	225 Chris Stockton	643 Chris Stockton

#### Local and Bowling Center Awards

Name	USBC ID Number	Award Average	Award Games	G1	G2	G3	Series	Award Score	Award Received
Mike Brown	11-463941 USBC	175	39	172	224	214	610	610	600 Series (Local Assoc. Awards)

We attempt efforts for King Puro for  
Overall 1st Place in season 2022  
Team & Country League. Prize Fund  
is equal amount 12500 each.

Team Captain: *[Signature]*

Team Captain: *[Signature]*