

Senior Singles 2021-22

Friday 1:00 pm

Big Apple Fun Center

Lanes 11 - 14

President: Donn Loy

Secretary/Treasurer: Phyllis Dey

Temporary Substitutes

Men

Name	Avg	HDCP	Pins	Gms	High Game	High Sers	HDCP Game	HDCP Sers	Most Improved Avg +/-	To Raise Avg +1	To Drop Avg -1	Weekly Over Avg Series Avg +/-
Tim Adkins	183	17	5506	30	255	626	274	683	185 -1.47	566	532	561 - 549=12
Ivan K. Bombeck	127	73	3455	27	164	435	238	657	131 -3.04	385	354	347 - 387=-40
Bob Cherry	111	89	334	3	116	334	205	601		338	331	
Maynard L. Gall	150	50	1355	9	208	523	266	697		457	444	
Dave Jamrog	145	55	8286	57	213	514	272	691	141 +4.37	474	413	
Ron G. Kramer	162	38	1464	9	192	532	239	673		492	479	
Richard L. Lopez	152	48	4581	30	223	552	272	699	151 +1.70	468	434	
Donn Loy	171	29	9252	54	235	566	268	665	171 +0.33	552	494	532 - 510=22
Sean A. McBride	141	59	12691	90	190	465	250	645	142 -0.99	515	421	432 - 420=12
Marvin E. Miller	135	65	11347	84	190	479	256	677	133 +2.08	485	397	447 - 402=45
Bill Page	135	65	5680	42	184	462	255	666	131 +4.24	440	394	438 - 402=36
Tom Soderholm	183	17	12654	69	243	650	264	761	165 +18.39	594	521	545 - 549=-4
Bob G. Vogt	175	25	10010	57	220	618	247	699	172 +3.61	550	489	618 - 519=99

Women

Name	Avg	HDCP	Pins	Gms	High Game	High Sers	HDCP Game	HDCP Sers	Most Improved Avg +/-	To Raise Avg +1	To Drop Avg -1	Weekly Over Avg Series Avg +/-
Phyllis I. Dey	129	71	10068	78	172	453	247	678	127 +2.08	462	380	388 - 387=1
Nancy C. Menke	152	48	8714	57	218	540	266	690	149 +3.88	466	405	399 - 459=-60
Eddie Nelson	129	71	10127	78	175	448	246	658	130 -0.17	403	321	409 - 387=22
Patsy A. Parkinson	109	91	7233	66	147	362	240	643	108 +1.59	357	287	353 - 327=26
MaryLee Swim	122	78	6875	56	188	458	268	704	116 +6.77	382	322	390 - 366=24

Last Week's Top Scores

	Scratch Game	Scratch Series	Handicap Game	Handicap Series
Men	220 Bob Vogt	618 Bob Vogt	247 Bob Vogt	699 Bob Vogt
	211 Tim Adkins	561 Tim Adkins	237 Donn Loy	645 Marvin Miller
	207 Donn Loy	545 Tom Soderholm	228 Tim Adkins	636 Bill Page
	201 Tom Soderholm	532 Donn Loy	226 Marvin Miller	622 Donn Loy
	160 Marvin Miller	447 Marvin Miller	225 Bill Page	612 Sean McBride
	159 Bill Page	438 Bill Page	218 Tom Soderholm	612 Tim Adkins
	154 Sean McBride	432 Sean McBride	217 Ivan Bombeck	596 Tom Soderholm
	146 Ivan Bombeck	347 Ivan Bombeck	214 Sean McBride	560 Ivan Bombeck
Women	175 Eddie Nelson	409 Eddie Nelson	246 Eddie Nelson	626 Patsy Parkinson
	146 Phyllis Dey	399 Nancy Menke	226 Patsy Parkinson	624 MaryLee Swim
	144 Nancy Menke	390 MaryLee Swim	217 Phyllis Dey	622 Eddie Nelson
	136 MaryLee Swim	388 Phyllis Dey	214 MaryLee Swim	601 Phyllis Dey
	135 Patsy Parkinson	353 Patsy Parkinson	191 Nancy Menke	540 Nancy Menke

Season High Scores

Bowlers must have completed a minimum of 60 games to be eligible for any league award.

	Scratch Game	Scratch Series	Handicap Game	Handicap Series
Men	243 Tom Soderholm	650 Tom Soderholm	264 Tom Soderholm	761 Tom Soderholm
	190 Sean McBride	479 Marvin Miller	256 Marvin Miller	677 Marvin Miller
	190 Marvin Miller	465 Sean McBride	250 Sean McBride	645 Sean McBride
Women	175 Eddie Nelson	453 Phyllis Dey	247 Phyllis Dey	678 Phyllis Dey
	172 Phyllis Dey	448 Eddie Nelson	246 Eddie Nelson	658 Eddie Nelson
	147 Patsy Parkinson	362 Patsy Parkinson	240 Patsy Parkinson	643 Patsy Parkinson

Senior Singles 2021-22

Individual High Averages

Men	183.39	Tom Soderholm	141.01	Sean McBride	135.08	Marvin Miller
Women	129.83	Eddie Nelson	129.08	Phyllis Dey	109.59	Patsy Parkinson

Most Improved Average

Men	165	to	183.39	=	+18.39	Tom Soderholm	Women	127	to	129.08	=	+2.08	Phyllis Dey
	133	to	135.08	=	+2.08	Marvin Miller		108	to	109.59	=	+1.59	Patsy Parkinson
	142	to	141.01	=	-0.99	Sean McBride		130	to	129.83	=	-0.17	Eddie Nelson

Most Un-Improved Averages

Men	131	to	127.96	=	-3.04	Ivan Bombeck	Women	130	to	129.83	=	-0.17	Eddie Nelson
	185	to	183.53	=	-1.47	Tim Adkins		108	to	109.59	=	+1.59	Patsy Parkinson
	142	to	141.01	=	-0.99	Sean McBride		127	to	129.08	=	+2.08	Phyllis Dey
	171	to	171.33	=	+0.33	Donn Loy		149	to	152.88	=	+3.88	Nancy Menke

Senior Singles 2021-22

Big Apple Fun Center

Reprint of Scores -- Week 30

Lane 11 1 - Team 1 Week 30 4/22/2022

Name	Old	Old	-1-	-2-	-3-	Total	HDCP
	Avg	HDCP					Total
Tom Soderholm	183	17	201	143	201	545	596
Ivan K. Bombeck	129	71	102	146	99	347	560
Bob G. Vogt	173	27	195	220	203	618	699
Donn Loy	170	30	165	207	160	532	622
			====	====	====	====	====
Scratch Total			663	716	663	2042	2042
Handicap			145	145	145		435
Total			808	861	808	2042	2477
Team Points Won			0.0	0.0	0.0	0.0	0.0

Lane 12 4 - Team 4 Week 30 4/22/2022

Name	Old	Old	-1-	-2-	-3-	Total	HDCP
	Avg	HDCP					Total
Sean A. McBride	140	60	125	153	154	432	612
Marvin E. Miller	134	66	148	160	139	447	645
Tim Adkins	183	17	211	176	174	561	612
			====	====	====	====	====
Scratch Total			484	489	467	1440	1440
Handicap			143	143	143		429
Total			627	632	610	1440	1869
Team Points Won			0.0	0.0	0.0	0.0	0.0

Lane 13 3 - Team 3 Week 30 4/22/2022

Name	Old	Old	-1-	-2-	-3-	Total	HDCP
	Avg	HDCP					Total
Phyllis I. Dey	129	71	144	98	146	388	601
Nancy C. Menke	153	47	122	133	144	399	540
MaryLee Swim	122	78	126	136	128	390	624
			====	====	====	====	====
Scratch Total			392	367	418	1177	1177
Handicap			196	196	196		588
Total			588	563	614	1177	1765
Team Points Won			0.0	0.0	0.0	0.0	0.0

Lane 14 2 - Team 2 Week 30 4/22/2022

Name	Old	Old	-1-	-2-	-3-	Total	HDCP
	Avg	HDCP					Total
Patsy A. Parkinson	109	91	124	135	94	353	626
Eddie Nelson	129	71	121	175	113	409	622
Bill Page	134	66	159	137	142	438	636
			====	====	====	====	====
Scratch Total			404	447	349	1200	1200
Handicap			228	228	228		684
Total			632	675	577	1200	1884
Team Points Won			0.0	0.0	0.0	0.0	0.0

Senior Singles 2021-22

Big Apple Fun Center

Change in Average

Name	-----Old-----		Old					---Average Change---			Weekly Over Avg
	Pins	Games	Avg	-1-	-2-	-3-	Total	New - Old	---> +/-	Series Avg +/-	
Tim Adkins	4945	27	183	211	176	174	561	183.53 - 183.15	= 0.39	561 - 549=12	
Ivan K. Bombeck	3108	24	129	102	146	99	347	127.96 - 129.50	= -1.54	347 - 387=-40	
Bob Cherry	334	3	111				0	111.33 - 111.33	= 0.00		
Phyllis I. Dey	9680	75	129	144	98	146	388	129.08 - 129.07	= 0.01	388 - 387=1	
Maynard L. Gall	1355	9	150				0	150.56 - 150.56	= 0.00		
Dave Jamrog	8286	57	145				0	145.37 - 145.37	= 0.00		
Ron G. Kramer	1464	9	162				0	162.67 - 162.67	= 0.00		
Richard L. Lopez	4581	30	152				0	152.70 - 152.70	= 0.00		
Donn Loy	8720	51	170	165	207	160	532	171.33 - 170.98	= 0.35	532 - 510=22	
Sean A. McBride	12259	87	140	125	153	154	432	141.01 - 140.91	= 0.10	432 - 420=12	
Nancy C. Menke	8315	54	153	122	133	144	399	152.88 - 153.98	= -1.10	399 - 459=-60	
Marvin E. Miller	10900	81	134	148	160	139	447	135.08 - 134.57	= 0.52	447 - 402=45	
Eddie Nelson	9718	75	129	121	175	113	409	129.83 - 129.57	= 0.26	409 - 387=22	
Bill Page	5242	39	134	159	137	142	438	135.24 - 134.41	= 0.83	438 - 402=36	
Patsy A. Parkinson	6880	63	109	124	135	94	353	109.59 - 109.21	= 0.38	353 - 327=26	
Tom Soderholm	12109	66	183	201	143	201	545	183.39 - 183.47	= -0.08	545 - 549=-4	
MaryLee Swim	6485	53	122	126	136	128	390	122.77 - 122.36	= 0.41	390 - 366=24	
Bob G. Vogt	9392	54	173	195	220	203	618	175.61 - 173.93	= 1.69	618 - 519=99	

Senior Singles 2021-22

Big Apple Fun Center

* Bowlers listed must have a minimum of 1 games.

High Average Listing

	<u>Name</u>	<u>True Average</u>	<u>Pins</u>	<u>Gms</u>	<u>To Raise Avg +1</u>	<u>To Drop Avg -1</u>
1	Tim Adkins	183.53	5506	30	566	532
2	Tom Soderholm	183.39	12654	69	594	521
3	Bob G. Vogt	175.61	10010	57	550	489
4	Donn Loy	171.33	9252	54	552	494
5	Ron G. Kramer	162.67	1464	9	492	479
6	Nancy C. Menke	152.88	8714	57	466	405
7	Richard L. Lopez	152.70	4581	30	468	434
8	Maynard L. Gall	150.56	1355	9	457	444
9	Dave Jamrog	145.37	8286	57	474	413
10	Sean A. McBride	141.01	12691	90	515	421
11	Bill Page	135.24	5680	42	440	394
12	Marvin E. Miller	135.08	11347	84	485	397
13	Eddie Nelson	129.83	10127	78	403	321
14	Phyllis I. Dey	129.08	10068	78	462	380
15	Ivan K. Bombeck	127.96	3455	27	385	354
16	MaryLee Swim	122.77	6875	56	382	322
17	Bob Cherry	111.33	334	3	338	331
18	Patsy A. Parkinson	109.59	7233	66	357	287

Senior Singles 2021-22

Big Apple Fun Center

* Bowlers listed must have a minimum of 21 games.

Note: This report includes information through April 22 which is Week 30 of 30

Most Improved Averages

<u>Name</u>	<u>True Average</u>	<u>Most Improved</u>		<u>Name</u>	<u>True Average</u>	<u>Most Improved</u>	
		<u>Avg</u>	<u>+/-</u>			<u>Avg</u>	<u>+/-</u>
Tom Soderholm	183.39	165	+18.39	Richard L. Lopez	152.70	151	+1.70
MaryLee Swim	122.77	116	+6.77	Patsy A. Parkinson	109.59	108	+1.59
Dave Jamrog	145.37	141	+4.37	Donn Loy	171.33	171	+0.33
Bill Page	135.24	131	+4.24	Eddie Nelson	129.83	130	-0.17
Nancy C. Menke	152.88	149	+3.88	Sean A. McBride	141.01	142	-0.99
Bob G. Vogt	175.61	172	+3.61	Tim Adkins	183.53	185	-1.47
Marvin E. Miller	135.08	133	+2.08	Ivan K. Bombeck	127.96	131	-3.04
Phyllis I. Dey	129.08	127	+2.08				

Senior Singles 2021-22

Big Apple Fun Center

* Bowlers listed must have a minimum of 1 games.

Most Pins Over Average

Name	-----Old-----		Old				Total	---Average Change---			Weekly Over Avg
	Pins	Games	Avg	-1-	-2-	-3-		New - Old	---> +/-	Series Avg +/-	
Bob G. Vogt	9392	54	173	195	220	203	618	175.61	- 173.93	= 1.69	618 - 519=99
Marvin E. Miller	10900	81	134	148	160	139	447	135.08	- 134.57	= 0.52	447 - 402=45
Bill Page	5242	39	134	159	137	142	438	135.24	- 134.41	= 0.83	438 - 402=36
Patsy A. Parkinson	6880	63	109	124	135	94	353	109.59	- 109.21	= 0.38	353 - 327=26
MaryLee Swim	6485	53	122	126	136	128	390	122.77	- 122.36	= 0.41	390 - 366=24
Donn Loy	8720	51	170	165	207	160	532	171.33	- 170.98	= 0.35	532 - 510=22
Eddie Nelson	9718	75	129	121	175	113	409	129.83	- 129.57	= 0.26	409 - 387=22
Sean A. McBride	12259	87	140	125	153	154	432	141.01	- 140.91	= 0.10	432 - 420=12
Tim Adkins	4945	27	183	211	176	174	561	183.53	- 183.15	= 0.39	561 - 549=12
Phyllis I. Dey	9680	75	129	144	98	146	388	129.08	- 129.07	= 0.01	388 - 387=1
Tom Soderholm	12109	66	183	201	143	201	545	183.39	- 183.47	= -0.08	545 - 549=-4
Ivan K. Bombeck	3108	24	129	102	146	99	347	127.96	- 129.50	= -1.54	347 - 387=-40
Nancy C. Menke	8315	54	153	122	133	144	399	152.88	- 153.98	= -1.10	399 - 459=-60

Senior Singles 2021-22

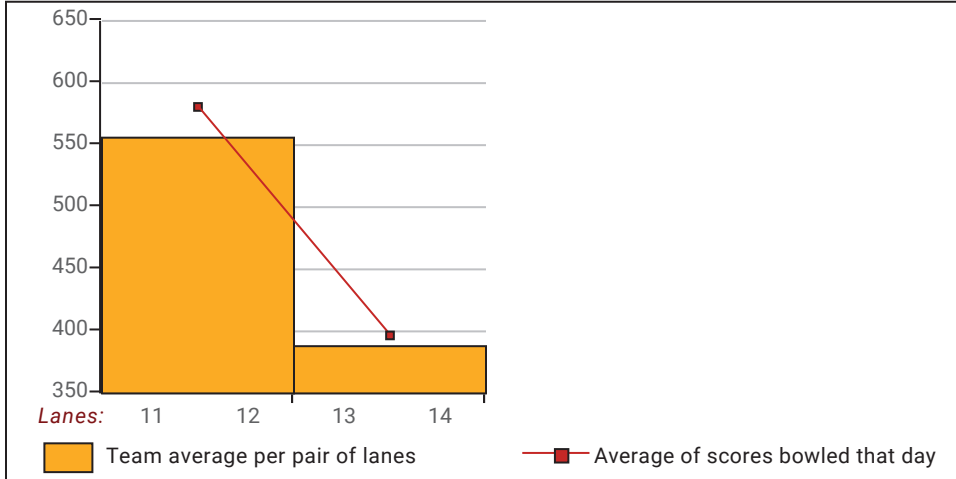
Big Apple Fun Center

This report is for scores bowled April 22 which is Week 30 of 30

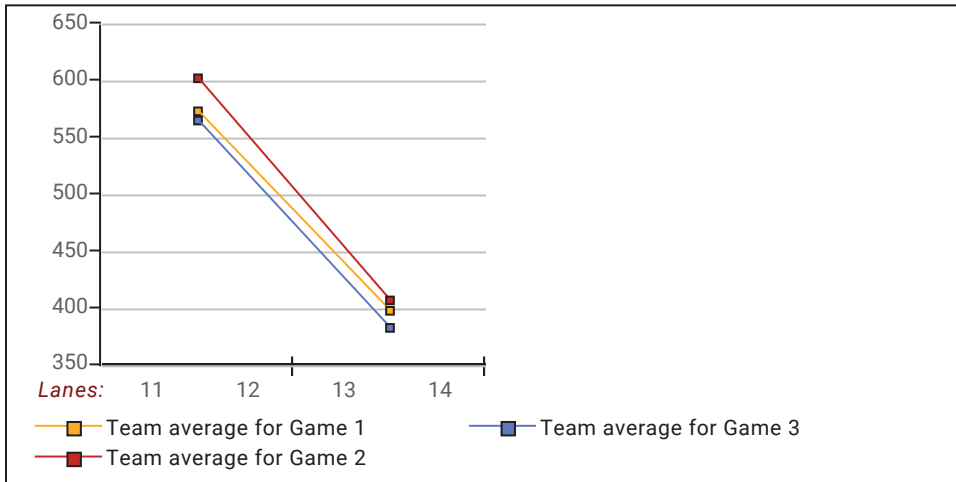
This Week's Statistics

	Over All	Men	Women
How many people bowled	13	8	5
Number of games bowled	39	24	15
Actual average of week's scores	150.23	163.33	129.27
How many games above average	24	16	8
How many games below average	15	8	7
Pins above/below average per game	5.00	7.58	0.87
How many people raised average	10	6	4
by this amount	0.49	0.65	0.27
How many people went down	3	2	1
by this amount	-0.91	-0.81	-1.10
League average before bowling	145.78	156.36	128.84
League average after bowling	145.95	156.65	128.83
Change in league average	0.17	0.28	-0.01
800s	--	--	--
775s	--	--	--
750s	--	--	--
725s	--	--	--
700s	--	--	--
675s	--	--	--
650s	--	--	--
625s	--	--	--
600s	1	1	--
575s	--	--	--
550s	1	1	--
525s	2	2	--
500s	--	--	--
475s	--	--	--
450s	--	--	--
425s	3	3	--
400s	1	--	1
below 400	5	1	4
300s	--	--	--
275s	--	--	--
250s	--	--	--
225s	--	--	--
200s	6	6	--
175s	3	2	1
150s	7	7	--
125s	15	7	8
100s	5	1	4
below 100	3	1	2

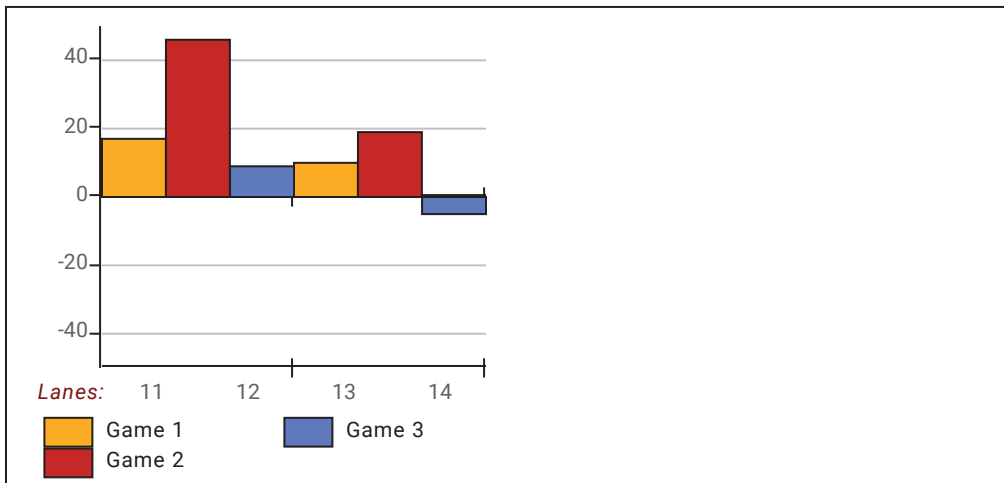
Team Average vs Avg of Scores



Average of Scores for Each Game



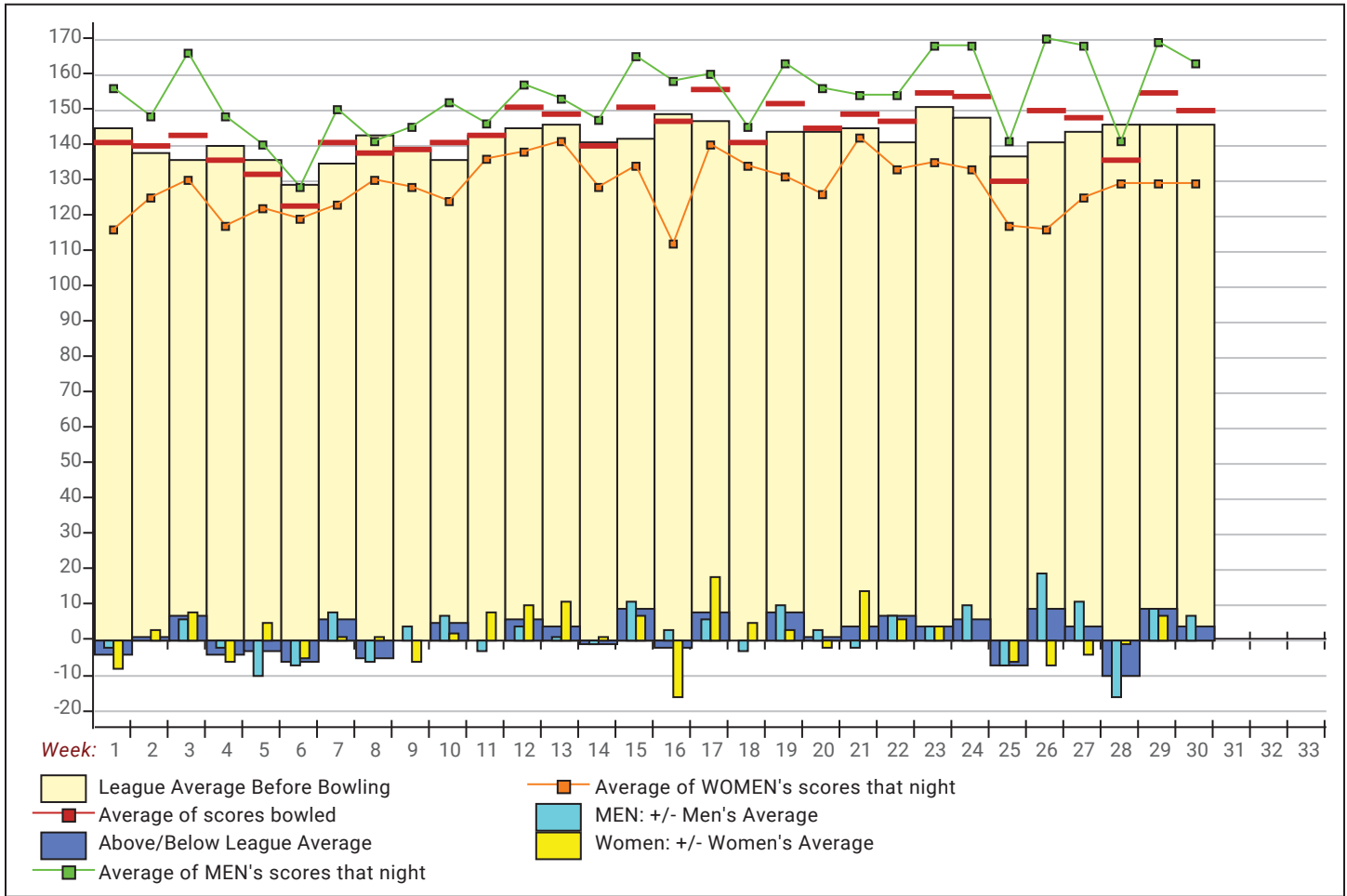
Amount Over/Under Team Average



Senior Singles 2021-22

This report is for scores bowled April 22 which is Week 30 of 30

League Average Week-by-Week



League Average Statistics for Last Week

	League	Right Hand	Left Hand	Men (Lft+Rt)	Women (Lft+Rt)
League Average Before Bowling	145.78	147.13	129.50	156.36	128.84
Average of scores bowled that night	150.23	153.11	115.67	163.33	129.27
New League Average After Bowling	145.95	147.45	127.96	156.65	128.83
Change in League Average	.17	.31	-1.54	.28	-.01
People Who Bowled Over Average	10	10		6	4
People Who Bowled Under Average	3	2	1	2	1
Average Amount of Series Over Avg	29.90	29.90		37.67	18.25
Average Amount of Series Under Avg	-34.67	-32.00	-40.00	-22.00	-60.00
Difference Avg, NiteAvg	5.00	6.53	-13.33	7.58	.87
Number of Bowlers	13	12	1	8	5
Number of Games Bowled	39	36	3	24	15
People Who Raised Their Average	10	10		6	4
Raised By an Average of This Amount	.49	.49		.65	.27
People Who Lowered Their Average	3	2	1	2	1
Lowered By an Average of This Amou	-.91	-.59	-1.54	-.81	-1.10
Number of Games Bowled Over Avera	24	23	1	16	8
Number of Games Bowled Under Avera	15	13	2	8	7

Note: Averages are based only on people who bowled.

Press Release -- 4/23/2022

Senior Singles 2021-22

Big Apple Fun Center

Last Week's Top Scores

	<u>Scratch Game</u>	<u>Scratch Series</u>	<u>Handicap Game</u>	<u>Handicap Series</u>
Men	220 Bob Vogt	618 Bob Vogt	247 Bob Vogt	699 Bob Vogt
	211 Tim Adkins	561 Tim Adkins	237 Donn Loy	645 Marvin Miller
	207 Donn Loy	545 Tom Soderholm	228 Tim Adkins	636 Bill Page
	201 Tom Soderholm	532 Donn Loy	226 Marvin Miller	622 Donn Loy
	160 Marvin Miller	447 Marvin Miller	225 Bill Page	612 Sean McBride
	159 Bill Page	438 Bill Page	218 Tom Soderholm	612 Tim Adkins
	154 Sean McBride	432 Sean McBride	217 Ivan Bombeck	596 Tom Soderholm
	146 Ivan Bombeck	347 Ivan Bombeck	214 Sean McBride	560 Ivan Bombeck
Women	175 Eddie Nelson	409 Eddie Nelson	246 Eddie Nelson	626 Patsy Parkinson
	146 Phyllis Dey	399 Nancy Menke	226 Patsy Parkinson	624 MaryLee Swim
	144 Nancy Menke	390 MaryLee Swim	217 Phyllis Dey	622 Eddie Nelson
	136 MaryLee Swim	388 Phyllis Dey	214 MaryLee Swim	601 Phyllis Dey
	135 Patsy Parkinson	353 Patsy Parkinson	191 Nancy Menke	540 Nancy Menke

Local and Bowling Center Awards

<u>Name</u>	<u>USBC ID Number</u>	<u>Award Average</u>	<u>Award Games</u>	<u>G1</u>	<u>G2</u>	<u>G3</u>	<u>Series</u>	<u>Award Score</u>	<u>Award Received</u>
Eddie Nelson	4132-1103 USBC	129	75	121	175	113	409	175	175 Game (Local Assoc. Awards)
Bob G. Vogt	1494-88 USBC	173	54	195	220	203	618	618	600 Series (Local Assoc. Awards)