

Pinette 2021-22

Friday 6:30 pm

Big Apple Fun Center

Lanes 1 - 6

*** Have FUN! No points awarded this week! ***

President: Sue Janssen Vice President: Bev Walton

Secretary/Treasurer: Rebecca McPherson

Team Standings

Place	#	Team Name	Points Won	Points Lost	%Won	Pins + HDCP	Scratch Pins	Avg p/gm	Year-To-Date WON	Y-T-D LOST	Y-T-D % WON
1	1	Turners Body Shop	83	52	61.5	35289	27591	613	83	52	61.5
2	3	Kutsch Land & Cattle	73	62	54.1	34751	23048	512	73	62	54.1
3	4	Tooth Fairy	66	69	48.9	34700	23819	529	66	69	48.9
4	2	Sequel Bowling Bookworms	65½	69½	48.5	34456	22981	510	65½	69½	48.5
5	5	Versatile Roofing	59	76	43.7	34425	21240	472	59	76	43.7
6	6	Hilton's Pin Buster	58½	76½	43.3	34322	22460	499	58½	76½	43.3

Review of Last Week's Bowling.....

Lanes	Team Name	HDCP -1-	HDCP -2-	HDCP -3-	HDCP Total	Last Wk WON	Team Name	HDCP -1-	HDCP -2-	HDCP -3-	HDCP Total	Last Wk WON
1-2	Turners Body Shop	783	788	870	2441	3	<--> Kutsch Land & Cattle	870	811	775	2456	6
3-4	Sequel Bowling Book	768	753	795	2316	2½	<--> Tooth Fairy	768	790	851	2409	6½
5-6	Hilton's Pin Buster	815	766	757	2338	3	<--> Versatile Roofing	826	794	786	2406	6

Lane Assignments

	1-2	3-4	5-6
Wk16 12/24	No points	Christmas Eve	
Wk16 12/31	No points	New Year's Eve	
Wk16 01/07	3- 6	2- 4	5- 1
Wk17 01/14	5- 4	6- 1	2- 3
Wk18 01/21	2- 1	4- 3	6- 5

Last Week's Top Scores

Team Scratch Game	Team Scratch Series	Team Handicap Game	Team Handicap Series
705 Turners Body Shop	1946 Turners Body Shop	870 Turners Body Shop	2456 Kutsch Land & Catt
613 Tooth Fairy	1695 Tooth Fairy	870 Kutsch Land & Cattle	2441 Turners Body Shop
597 Kutsch Land & Cattle	1637 Kutsch Land & Cattle	851 Tooth Fairy	2409 Tooth Fairy
566 Hilton's Pin Buster	1591 Hilton's Pin Buster	826 Versatile Roofing	2406 Versatile Roofing
537 Versatile Roofing	1539 Versatile Roofing	815 Hilton's Pin Buster	2338 Hilton's Pin Buster
507 Sequel Bowling Bookworm	1452 Sequel Bowling Bookworm	795 Sequel Bowling Bookworm	2316 Sequel Bowling Bo
Scratch Game	Scratch Series	Handicap Game	Handicap Series
237 Rebecca McPherson	647 Rebecca McPherson	245 Linda Johnson	660 Linda Johnson
189 Nicole Mulroney	528 Nicole Mulroney	240 Bev Walton	656 Rebecca McPherson
181 Bev Walton	497 Deb Hatcher	240 Rebecca McPherson	646 Emilie Alonso
180 Wanda Westphalen	478 Jacquie Slagle	235 Ann Daily	642 Bev Walton
180 Deb Hatcher	472 Wanda Westphalen	226 Cindy Gibbons	640 Ann Daily
174 Cindy Gibbons	468 Karen Lopez	224 Angie Hauserman	627 Nicole Mulroney
172 Linda Johnson	466 Cindy Gibbons	223 Deb Hatcher	626 Deb Hatcher
170 Barb Farber	465 Bev Walton	222 Nicole Mulroney	622 Cindy Gibbons
170 Gala Sesna	461 Gala Sesna	220 Wanda Westphalen	613 Jacquie Slagle
170 Jacquie Slagle	452 Barb Farber	219 Emilie Alonso	609 Karen Lopez
		219 Barb Farber	
		219 Gala Sesna	

Season High Scores

Team Scratch Game	Team Scratch Series	Team Handicap Game	Team Handicap Series
728 Turners Body Shop	1948 Turners Body Shop	903 Tooth Fairy	2521 Kutsch Land & Catt
663 Tooth Fairy	1808 Kutsch Land & Cattle	898 Turners Body Shop	2455 Turners Body Shop
640 Sequel Bowling Bookworm	1722 Sequel Bowling Bookworm	890 Sequel Bowling Bookworm	2409 Tooth Fairy
611 Kutsch Land & Cattle	1695 Tooth Fairy	870 Kutsch Land & Cattle	2406 Versatile Roofing
590 Hilton's Pin Buster	1612 Hilton's Pin Buster	857 Hilton's Pin Buster	2383 Hilton's Pin Buster
555 Versatile Roofing	1539 Versatile Roofing	847 Versatile Roofing	2377 Sequel Bowling Bo

Season High Scores - Continued

Scratch Game		Scratch Series		Handicap Game		Handicap Series	
268	Rebecca McPherson	685	Rebecca McPherson	273	Rebecca McPherson	716	Michelle Shultheis
203	Allie Moore	550	Deb Hatcher	266	Michelle Shultheis	700	Rebecca McPherson
201	Michelle Shultheis	544	Nicole Mulroney	252	Etha Griffin	691	Deb Hatcher
199	Nicole Mulroney	541	Allie Moore	250	Tammie Runions	677	Tammie Runions
199	Deb Hatcher	528	Wanda Westphalen	248	Carol Fenstermacher	675	Wanda Westphalen
199	Jacque Slagle	521	Michelle Shultheis	245	Linda Johnson	669	Ann Daily
193	Karen Lopez	508	Jacque Slagle	244	Deb Hatcher	660	Linda Johnson
192	Wanda Westphalen	495	Barb Farber	244	Jacque Slagle	657	Barb Farber
188	Denae Washington	494	Karen Lopez	243	Danielle Dorans	656	Etha Griffin
187	Barb Farber	481	Tammie Runions	242	Barb Farber	653	Bev Walton
				242	Karen Lopez		

Team Rosters

1 - Turners Body Shop

Name	Avg	HDCP	Pins	Gms	Points Won	High Game	High Sers	HDCP Game	HDCP Sers	Most Improved Avg +/-	To Raise Avg +1	To Drop Avg -1	Weekly Over Avg Series Avg +/-
Beth A. Carr	122	70	1103	9	1.0	140	382	200	562		373	360	
Karen L. Lopez	147	47	5326	36	8.0	193	494	242	632	146 +1.94	446	406	468 - 441=27
Jacque L. Slagle	150	45	6760	45	11.0	199	508	244	643	150 +0.22	488	439	478 - 447=31
Wanda M. Westphalen	155	40	7007	45	11.0	192	528	237	675	148 +7.71	481	432	472 - 465=7
Nicole J. Mulroney	164	32	7395	45	12.0	199	544	232	649	162 +2.33	525	476	528 - 489=39

2 - Sequel Bowling Bookworms

Name	Avg	HDCP	Pins	Gms	Points Won	High Game	High Sers	HDCP Game	HDCP Sers	Most Improved Avg +/-	To Raise Avg +1	To Drop Avg -1	Weekly Over Avg Series Avg +/-
Tia Baumann	85	103	1544	18	4.0	119	287	227	611		262	240	261 - 255=6
Danielle S. Dorans	93	96	840	9	1.0	141	341	243	647		288	275	
Jacqui Moore	118	73	2837	24	2.0	145	377	217	591	118 +0.21	376	348	
Angie C. Hauserman	124	68	4836	39	9.0	169	431	234	626	121 +3.00	414	371	400 - 369=31
Peg Hickman	130	63	1564	12	2.0	176	454	239	643		401	385	
Deb L. Hatcher	153	42	6427	42	15.0	199	550	244	691	145 +8.02	503	457	497 - 456=41
Allie E. Moore	167	29	2839	17	4.0	203	541	235	637		521	500	

3 - Kutsch Land & Cattle

Name	Avg	HDCP	Pins	Gms	Points Won	High Game	High Sers	HDCP Game	HDCP Sers	Most Improved Avg +/-	To Raise Avg +1	To Drop Avg -1	Weekly Over Avg Series Avg +/-
Ann Daily	62	124	1888	30	3.0	109	262	240	669	56 +6.93	191	157	262 - 180=82
Michele R. Daily	100	90	1205	12	2.0	143	359	238	644		310	294	
Carol J. Fenstermacher	102	88	3980	39	6.0	154	367	248	649	101 +1.05	346	303	319 - 303=16
DeAnn M. Brickner	127	65	4576	36	4.0	159	442	229	652	128 -0.89	416	376	
Michelle Shultheis	138	55	2075	15	3.0	201	521	266	716		427	408	409 - 414=-5
Rebecca L. McPherson	197	2	8886	45	26.0	268	685	273	700	194 +3.47	618	569	647 - 588=59

4 - Tooth Fairy

Name	Avg	HDCP	Pins	Gms	Points Won	High Game	High Sers	HDCP Game	HDCP Sers	Most Improved Avg +/-	To Raise Avg +1	To Drop Avg -1	Weekly Over Avg Series Avg +/-
Etha J. Griffin	125	67	5663	45	12.0	185	446	252	656	126 -0.16	385	336	354 - 378=-24
Eileen M. McLaughlin	132	61	5558	42	9.0	168	445	232	634	127 +5.33	427	381	410 - 396=14
Bev Walton	135	58	5290	39	7.0	181	465	240	653	135 +0.64	422	379	465 - 402=63
Cindy Gibbons	143	51	5583	39	6.5	174	477	227	639	140 +3.15	465	422	466 - 426=40

5 - Versatile Roofing

Name	Avg	HDCP	Pins	Gms	Points Won	High Game	High Sers	HDCP Game	HDCP Sers	Most Improved Avg +/-	To Raise Avg +1	To Drop Avg -1	Weekly Over Avg Series Avg +/-
Sandy L. Hauver	70	117	3110	44	6.0	107	285	224	636	69 +1.68	227	179	202 - 210=-8
Emilie E. Alonso	119	72	5018	42	4.0	165	424	239	646	118 +1.48	382	336	424 - 351=73
Barb Farber	145	49	5680	39	14.0	187	495	242	657	138 +7.64	452	409	452 - 435=17
Gala Z. Sesna	146	48	5265	36	10.0	186	472	232	625	143 +3.25	468	428	461 - 435=26

6 - Hilton's Pin Buster

Name	Avg	HDCP	Pins	Gms	Points	High	High	HDCP	HDCP	Most Improved		To Raise	To Drop	Weekly Over Avg
					Won	Game	Sers	Game	Sers	Avg	+/-	Avg +1	Avg -1	Series Avg +/-
Amy Barner	108	82	1623	15	4.0	126	352	212	604			339	320	
Linda K. Johnson	120	72	5071	42	5.0	172	441	245	660	119	+1.74	374	328	441 - 354=87
Carrie J. Ludeke	125	67	2627	21	5.0	154	418	231	628	125	+0.10	397	372	
Tammie J. Runions	131	62	3167	24	4.5	185	481	250	677	127	+4.96	397	369	
Sue A. Janssen	132	61	5169	39	7.0	173	452	234	632	131	+1.54	417	374	374 - 399=-25
Denae L. Washington	141	53	2826	20	3.0	188	476	231	605			440	416	443 - 420=23

Temporary Substitutes

Name	Avg	HDCP	Pins	Gms	Points	High	High	HDCP	HDCP	Most Improved		To Raise	To Drop	Weekly Over Avg
					Won	Game	Sers	Game	Sers	Avg	+/-	Avg +1	Avg -1	Series Avg +/-
Lindsay L. McLaughlin	133	60	798	6	1.0	162	438	210	582			408	398	
Susan M. Ohlrich	129	63	387	3	1.0	132	387	195	576			393	386	
MaryLee Swim	113	78	1021	9	2.0	131	375	217	624			347	334	

High Individual Match Points

26	Rebecca McPherson	15	Deb Hatcher	14	Barb Farber	12	Nicole Mulroney
12	Etha Griffin	11	Wanda Westphalen	11	Jacque Slagle	10	Gala Sesna
9	Eileen McLaughlin	9	Angie Hauserman	8	Karen Lopez	7	Sue Janssen

Individual High Averages

197.47	Rebecca McPherson	164.33	Nicole Mulroney	155.71	Wanda Westphalen	153.02	Deb Hatcher
150.22	Jacque Slagle	147.94	Karen Lopez	146.25	Gala Sesna	145.64	Barb Farber
143.15	Cindy Gibbons	135.64	Bev Walton	132.54	Sue Janssen	132.33	Eileen McLaughlin

Most Improved Average

145 to 153.02 = +8.02	Deb Hatcher	148 to 155.71 = +7.71	Wanda Westphale	138 to 145.64 = +7.64	Barb Farber
56 to 62.93 = +6.93	Ann Daily	127 to 132.33 = +5.33	Eileen McLaughlin	127 to 131.96 = +4.96	Tammie Runions

Most Un-Improved Averages

128 to 127.11 = -0.89	DeAnn Brickner	126 to 125.84 = -0.16	Etha Griffin	125 to 125.10 = +0.10	Carrie Ludeke
118 to 118.21 = +0.21	Jacqui Moore	150 to 150.22 = +0.22	Jacque Slagle	135 to 135.64 = +0.64	Bev Walton

Local and Bowling Center Awards

Name	USBC	Award	Award						Award	Award Received
	ID Number	Average	Games	G1	G2	G3	Series	Score		
Emilie E. Alonso	4132-1518 USBC	117	39	145	141	138	424	424	400 Series (Local Assoc. Awards)	
Ann Daily	9726-4283 USBC	60	27	109	82	71	262	109	100 Game (Local Assoc. Awards)	
Linda K. Johnson	4132-273 USBC	118	39	172	138	131	441	441	400 Series (Local Assoc. Awards)	
	4132-273 USBC	118	39	172	138	131	441	172	150 Game (Local Assoc. Awards)	
Bev Walton	4132-1 USBC	134	36	127	181	157	465	181	175 Game (Local Assoc. Awards)	

Pinette 2021-22

Big Apple Fun Center

Reprint of Scores -- Week 15

Lane 1 1 - Turners Body Shop Week 15 12/17/2021

Name	Old		HDCP				Total	Total
	Avg	HDCP	-1-	-2-	-3-	Total		
Karen L. Lopez	147	47	147	155	166	468	609	
Jacque L. Slagle	149	45	157	151	170	478	613	
Wanda M. Westphalen	155	40	134	158	180	472	592	
Nicole J. Mulrone	163	33	180	159	189	528	627	
			====	====	====	====	====	
Scratch Total			618	623	705	1946	1946	
Handicap			165	165	165		495	
Total			783	788	870	1946	2441	
Team Points Won			0.0	0.0	1.0	1.0	1.0	
Match Points Won			0.0	0.0	0.0	2.0	2.0	
Total Points Won			0.0	0.0	1.0	3.0	3.0	

Lane 2 3 - Kutsch Land & Cattle Week 15 12/17/2021

Name	Old		HDCP				Total	Total
	Avg	HDCP	-1-	-2-	-3-	Total		
Ann Daily	60	126	109	82	71	262	640	
Carol J. Fenstermacher	101	89	111	101	107	319	586	
Michelle Shultheis	138	55	140	130	139	409	574	
Rebecca L. McPherson	196	3	237	225	185	647	656	
			====	====	====	====	====	
Scratch Total			597	538	502	1637	1637	
Handicap			273	273	273		819	
Total			870	811	775	1637	2456	
Team Points Won			1.0	1.0	0.0	3.0	3.0	
Match Points Won			0.0	0.0	0.0	3.0	3.0	
Total Points Won			1.0	1.0	0.0	6.0	6.0	

Lane 3 2 - Sequel Bowling Bookworms Week 15 12/17/2021

Name	Old		HDCP				Total	Total
	Avg	HDCP	-1-	-2-	-3-	Total		
Tia Baumann	85	103	93	74	94	261	570	
Jacqui Moore	118	73	a98	a98	a98	294	513	
Angie C. Hauserman	123	69	109	136	155	400	607	
Deb L. Hatcher	152	43	180	157	160	497	626	
			====	====	====	====	====	
Scratch Total			480	465	507	1452	1452	
Handicap			288	288	288		864	
Total			768	753	795	1452	2316	
Team Points Won			0.5	0.0	0.0	0.5	0.5	
Match Points Won			0.0	0.0	0.0	2.0	2.0	
Total Points Won			0.5	0.0	0.0	2.5	2.5	

Lane 4 4 - Tooth Fairy Week 15 12/17/2021

Name	Old		HDCP				Total	Total
	Avg	HDCP	-1-	-2-	-3-	Total		
Etha J. Griffin	126	66	113	98	143	354	552	
Eileen M. McLaughlin	132	61	130	141	139	410	593	
Bev Walton	134	59	127	181	157	465	642	
Cindy Gibbons	142	52	160	132	174	466	622	
			====	====	====	====	====	
Scratch Total			530	552	613	1695	1695	
Handicap			238	238	238		714	
Total			768	790	851	1695	2409	
Team Points Won			0.5	1.0	1.0	3.5	3.5	
Match Points Won			0.0	0.0	0.0	3.0	3.0	
Total Points Won			0.5	1.0	1.0	6.5	6.5	

Lane 5 6 - Hilton's Pin Buster Week 15 12/17/2021

Name	Old		HDCP				Total	Total
	Avg	HDCP	-1-	-2-	-3-	Total		
Linda K. Johnson	118	73	172	138	131	441	660	
Tammie J. Runions	131	62	a111	a111	a111	333	519	
Sue A. Janssen	133	60	137	120	117	374	554	
Denae L. Washington	140	54	146	148	149	443	605	
			====	====	====	====	====	
Scratch Total			566	517	508	1591	1591	
Handicap			249	249	249		747	
Total			815	766	757	1591	2338	
Team Points Won			0.0	0.0	0.0	0.0	0.0	
Match Points Won			0.0	0.0	0.0	2.0	2.0	
Total Points Won			0.0	0.0	0.0	3.0	3.0	

Lane 6 5 - Versatile Roofing Week 15 12/17/2021

Name	Old		HDCP				Total	Total
	Avg	HDCP	-1-	-2-	-3-	Total		
Sandy L. Hauver	70	117	74	77	51	202	553	
Emilie E. Alonso	117	74	145	141	138	424	646	
Barb Farber	145	49	148	134	170	452	599	
Gala Z. Sesna	145	49	170	153	138	461	608	
			====	====	====	====	====	
Scratch Total			537	505	497	1539	1539	
Handicap			289	289	289		867	
Total			826	794	786	1539	2406	
Team Points Won			1.0	1.0	1.0	4.0	4.0	
Match Points Won			0.0	0.0	0.0	3.0	3.0	
Total Points Won			1.0	1.0	1.0	6.0	6.0	

Pinette 2021-22

Friday 6:30 pm

Big Apple Fun Center

Match Points Won (This Week) -- Week 15

Lane 1 1 - Turners Body Shop

Name	Last Wk	Last Wk	HDCP	HDCP	HDCP	HDCP
	Won	Lost	-1-	-2-	-3-	Total
Karen L. Lopez		1.0	194	202	213	609
Jacque L. Slagle	1.0		202	196	215	613
Wanda M. Westphalen	1.0		174	198	220	592
Nicole J. Mulroney		1.0	213	192	222	627

Lane 2 3 - Kutsch Land & Cattle

Name	Last Wk	Last Wk	HDCP	HDCP	HDCP	HDCP
	Won	Lost	-1-	-2-	-3-	Total
Ann Daily	1.0		235	208	197	640
Carol J. Fenstermacher		1.0	200	190	196	586
Michelle Shultheis		1.0	195	185	194	574
Rebecca L. McPherson	2.0		240	228	188	656

Lane 3 2 - Sequel Bowling Bookworms

Name	Last Wk	Last Wk	HDCP	HDCP	HDCP	HDCP
	Won	Lost	-1-	-2-	-3-	Total
Tia Baumann	1.0		196	177	197	570
Jacqui Moore		1.0	a171	a171	a171	513
Angie C. Hauserman		1.0	178	205	224	607
Deb L. Hatcher	1.0		223	200	203	626

Lane 4 4 - Tooth Fairy

Name	Last Wk	Last Wk	HDCP	HDCP	HDCP	HDCP
	Won	Lost	-1-	-2-	-3-	Total
Etha J. Griffin		1.0	179	164	209	552
Eileen M. McLaughlin	1.0		191	202	200	593
Bev Walton	2.0		186	240	216	642
Cindy Gibbons		1.0	212	184	226	622

Lane 5 6 - Hilton's Pin Buster

Name	Last Wk	Last Wk	HDCP	HDCP	HDCP	HDCP
	Won	Lost	-1-	-2-	-3-	Total
Linda K. Johnson	2.0		245	211	204	660
Tammie J. Runions		1.0	a173	a173	a173	519
Sue A. Janssen		1.0	197	180	177	554
Denae L. Washington		1.0	200	202	203	605

Lane 6 5 - Versatile Roofing

Name	Last Wk	Last Wk	HDCP	HDCP	HDCP	HDCP
	Won	Lost	-1-	-2-	-3-	Total
Sandy L. Hauver		1.0	191	194	168	553
Emilie E. Alonso	1.0		219	215	212	646
Barb Farber	1.0		197	183	219	599
Gala Z. Sesna	1.0		219	202	187	608

Pinette 2021-22

Big Apple Fun Center

Match Points Won (Total for Year)

Name	Avg	Gms	Points		%Won	Name	Avg	Gms	Points		%Won
			Won	Lost					Won	Lost	
Rebecca L. McPherson	197	45	26.0	3.0	89.66%	Tammie J. Runions	131	24	4.5	6.0	42.86%
Deb L. Hatcher	153	42	15.0	3.0	83.33%	Emilie E. Alonso	119	42	4.0	11.0	26.67%
Barb Farber	145	39	14.0	4.0	77.78%	Amy Barner	108	15	4.0	2.0	66.67%
Nicole J. Mulroney	164	45	12.0	8.0	60.00%	Tia Baumann	85	18	4.0	2.0	66.67%
Etha J. Griffin	125	45	12.0	4.0	75.00%	Allie E. Moore	167	17	4.0	5.0	44.44%
Wanda M. Westphalen	155	45	11.0	5.0	68.75%	DeAnn M. Brickner	127	36	4.0	8.0	33.33%
Jacque L. Slagle	150	45	11.0	7.0	61.11%	Michelle Shultheis	138	15	3.0	2.0	60.00%
Gala Z. Sesna	146	36	10.0	7.0	58.82%	Ann Daily	62	30	3.0	7.0	30.00%
Eileen M. McLaughlin	132	42	9.0	6.0	60.00%	Denae L. Washington	141	20	3.0	5.0	37.50%
Angie C. Hauserman	124	39	9.0	5.0	64.29%	Jacqui Moore	118	24	2.0	9.0	18.18%
Karen L. Lopez	147	36	8.0	5.0	61.54%	Michele R. Daily	100	12	2.0	2.0	50.00%
Sue A. Janssen	132	39	7.0	6.0	53.85%	Peg Hickman	130	12	2.0	3.0	40.00%
Bev Walton	135	39	7.0	9.0	43.75%	MaryLee Swim	113	9	2.0	1.0	66.67%
Cindy Gibbons	143	39	6.5	9.0	41.94%	Lindsay L. McLaughlin	133	6	1.0	1.0	50.00%
Carol J. Fenstermacher	102	39	6.0	7.0	46.15%	Danielle S. Dorans	93	9	1.0	2.0	33.33%
Sandy L. Hauver	70	44	6.0	9.0	40.00%	Beth A. Carr	122	9	1.0	2.0	33.33%
Linda K. Johnson	120	42	5.0	10.0	33.33%	Susan M. Ohlrich	129	3	1.0		100.00%
Carrie J. Ludeke	125	21	5.0	5.0	50.00%						

Pinette 2021-22

Big Apple Fun Center

Change in Average

Name	-----Old-----		Old					---Average Change---			Weekly Over Avg
	Pins	Games	Avg	-1-	-2-	-3-	Total	New	Old	----> +/-	Series Avg +/-
Emilie E. Alonso	4594	39	117	145	141	138	424	119.48	- 117.79	= 1.68	424 - 351=73
Amy Barner	1623	15	108				0	108.20	- 108.20	= 0.00	
Tia Baumann	1283	15	85	93	74	94	261	85.78	- 85.53	= 0.24	261 - 255=6
DeAnn M. Brickner	4576	36	127				0	127.11	- 127.11	= 0.00	
Beth A. Carr	1103	9	122				0	122.56	- 122.56	= 0.00	
Ann Daily	1626	27	60	109	82	71	262	62.93	- 60.22	= 2.71	262 - 180=82
Michele R. Daily	1205	12	100				0	100.42	- 100.42	= 0.00	
Danielle S. Dorans	840	9	93				0	93.33	- 93.33	= 0.00	
Barb Farber	5228	36	145	148	134	170	452	145.64	- 145.22	= 0.42	452 - 435=17
Carol J. Fenstermacher	3661	36	101	111	101	107	319	102.05	- 101.69	= 0.36	319 - 303=16
Cindy Gibbons	5117	36	142	160	132	174	466	143.15	- 142.14	= 1.01	466 - 426=40
Etha J. Griffin	5309	42	126	113	98	143	354	125.84	- 126.40	= -0.56	354 - 378=-24
Deb L. Hatcher	5930	39	152	180	157	160	497	153.02	- 152.05	= 0.97	497 - 456=41
Angie C. Hauserman	4436	36	123	109	136	155	400	124.00	- 123.22	= 0.78	400 - 369=31
Sandy L. Hauver	2908	41	70	74	77	51	202	70.68	- 70.93	= -0.25	202 - 210=-8
Peg Hickman	1564	12	130				0	130.33	- 130.33	= 0.00	
Sue A. Janssen	4795	36	133	137	120	117	374	132.54	- 133.19	= -0.66	374 - 399=-25
Linda K. Johnson	4630	39	118	172	138	131	441	120.74	- 118.72	= 2.02	441 - 354=87
Karen L. Lopez	4858	33	147	147	155	166	468	147.94	- 147.21	= 0.73	468 - 441=27
Carrie J. Ludeke	2627	21	125				0	125.10	- 125.10	= 0.00	
Eileen M. McLaughlin	5148	39	132	130	141	139	410	132.33	- 132.00	= 0.33	410 - 396=14
Lindsay L. McLaughlin	798	6	133				0	133.00	- 133.00	= 0.00	
Rebecca L. McPherson	8239	42	196	237	225	185	647	197.47	- 196.17	= 1.30	647 - 588=59
Allie E. Moore	2839	17	167				0	167.00	- 167.00	= 0.00	
Jacqui Moore	2837	24	118	a98	a98	a98	294	118.21	- 118.21	= 0.00	
Nicole J. Mulroney	6867	42	163	180	159	189	528	164.33	- 163.50	= 0.83	528 - 489=39
Susan M. Ohlrich	387	3	129				0	129.00	- 129.00	= 0.00	
Tammie J. Runions	3167	24	131	a111	a111	a111	333	131.96	- 131.96	= 0.00	
Gala Z. Sesna	4804	33	145	170	153	138	461	146.25	- 145.58	= 0.67	461 - 435=26
Michelle Shultheis	1666	12	138	140	130	139	409	138.33	- 138.83	= -0.50	409 - 414=-5
Jacquie L. Slagle	6282	42	149	157	151	170	478	150.22	- 149.57	= 0.65	478 - 447=31
MaryLee Swim	1021	9	113				0	113.44	- 113.44	= 0.00	
Bev Walton	4825	36	134	127	181	157	465	135.64	- 134.03	= 1.61	465 - 402=63
Denae L. Washington	2383	17	140	146	148	149	443	141.30	- 140.18	= 1.12	443 - 420=23
Wanda M. Westphalen	6535	42	155	134	158	180	472	155.71	- 155.60	= 0.12	472 - 465=7

Pinette 2021-22

Big Apple Fun Center

* Bowlers listed must have a minimum of 1 games.

High Average Listing

	<u>Name</u>	<u>True Average</u>	<u>Pins</u>	<u>Gms</u>	<u>To Raise Avg +1</u>	<u>To Drop Avg -1</u>
1	Rebecca L. McPherson	197.47	8886	45	618	569
2	Allie E. Moore	167.00	2839	17	521	500
3	Nicole J. Mulroney	164.33	7395	45	525	476
4	Wanda M. Westphalen	155.71	7007	45	481	432
5	Deb L. Hatcher	153.02	6427	42	503	457
6	Jacque L. Slagle	150.22	6760	45	488	439
7	Karen L. Lopez	147.94	5326	36	446	406
8	Gala Z. Sesna	146.25	5265	36	468	428
9	Barb Farber	145.64	5680	39	452	409
10	Cindy Gibbons	143.15	5583	39	465	422
11	Denae L. Washington	141.30	2826	20	440	416
12	Michelle Shultheis	138.33	2075	15	427	408
13	Bev Walton	135.64	5290	39	422	379
14	Lindsay L. McLaughlin	133.00	798	6	408	398
15	Sue A. Janssen	132.54	5169	39	417	374
16	Eileen M. McLaughlin	132.33	5558	42	427	381
17	Tammie J. Runions	131.96	3167	24	397	369
18	Peg Hickman	130.33	1564	12	401	385
19	Susan M. Ohlrich	129.00	387	3	393	386
20	DeAnn M. Brickner	127.11	4576	36	416	376
21	Etha J. Griffin	125.84	5663	45	385	336
22	Carrie J. Ludeke	125.10	2627	21	397	372
23	Angie C. Hauserman	124.00	4836	39	414	371
24	Beth A. Carr	122.56	1103	9	373	360
25	Linda K. Johnson	120.74	5071	42	374	328
26	Emilie E. Alonso	119.48	5018	42	382	336
27	Jacqui Moore	118.21	2837	24	376	348
28	MaryLee Swim	113.44	1021	9	347	334
29	Amy Barner	108.20	1623	15	339	320
30	Carol J. Fenstermacher	102.05	3980	39	346	303
31	Michele R. Daily	100.42	1205	12	310	294
32	Danielle S. Dorans	93.33	840	9	288	275
33	Tia Baumann	85.78	1544	18	262	240
34	Sandy L. Hauver	70.68	3110	44	227	179
35	Ann Daily	62.93	1888	30	191	157

Pinette 2021-22

Big Apple Fun Center

* Bowlers listed must have a minimum of 21 games.

Note: This report includes information through December 17 which is Week 15 of 31

Most Improved Averages

<u>Name</u>	<u>True Average</u>	<u>Most Improved Avg</u>	<u>+/-</u>	<u>Name</u>	<u>True Average</u>	<u>Most Improved Avg</u>	<u>+/-</u>
Deb L. Hatcher	153.02	145	+8.02	Linda K. Johnson	120.74	119	+1.74
Wanda M. Westphalen	155.71	148	+7.71	Sandy L. Hauver	70.68	69	+1.68
Barb Farber	145.64	138	+7.64	Sue A. Janssen	132.54	131	+1.54
Ann Daily	62.93	56	+6.93	Emilie E. Alonso	119.48	118	+1.48
Eileen M. McLaughlin	132.33	127	+5.33	Carol J. Fenstermacher	102.05	101	+1.05
Tammie J. Runions	131.96	127	+4.96	Bev Walton	135.64	135	+0.64
Rebecca L. McPherson	197.47	194	+3.47	Jacque L. Slagle	150.22	150	+0.22
Gala Z. Sesna	146.25	143	+3.25	Jacqui Moore	118.21	118	+0.21
Cindy Gibbons	143.15	140	+3.15	Carrie J. Ludeke	125.10	125	+0.10
Angie C. Hauserman	124.00	121	+3.00	Etha J. Griffin	125.84	126	-0.16
Nicole J. Mulroney	164.33	162	+2.33	DeAnn M. Brickner	127.11	128	-0.89
Karen L. Lopez	147.94	146	+1.94				

Pinette 2021-22

Big Apple Fun Center

Most Pins Over Average

Name	-----Old-----		Old				---Average Change---				Weekly Over Avg
	Pins	Games	Avg	-1-	-2-	-3-	Total	New - Old	---> +/-	Series Avg +/-	
Linda K. Johnson	4630	39	118	172	138	131	441	120.74	- 118.72	= 2.02	441 - 354=87
Ann Daily	1626	27	60	109	82	71	262	62.93	- 60.22	= 2.71	262 - 180=82
Emilie E. Alonso	4594	39	117	145	141	138	424	119.48	- 117.79	= 1.68	424 - 351=73
Bev Walton	4825	36	134	127	181	157	465	135.64	- 134.03	= 1.61	465 - 402=63
Rebecca L. McPherson	8239	42	196	237	225	185	647	197.47	- 196.17	= 1.30	647 - 588=59
Deb L. Hatcher	5930	39	152	180	157	160	497	153.02	- 152.05	= 0.97	497 - 456=41
Cindy Gibbons	5117	36	142	160	132	174	466	143.15	- 142.14	= 1.01	466 - 426=40
Nicole J. Mulrone	6867	42	163	180	159	189	528	164.33	- 163.50	= 0.83	528 - 489=39
Angie C. Hauserman	4436	36	123	109	136	155	400	124.00	- 123.22	= 0.78	400 - 369=31
Jacquie L. Slagle	6282	42	149	157	151	170	478	150.22	- 149.57	= 0.65	478 - 447=31
Karen L. Lopez	4858	33	147	147	155	166	468	147.94	- 147.21	= 0.73	468 - 441=27
Gala Z. Sesna	4804	33	145	170	153	138	461	146.25	- 145.58	= 0.67	461 - 435=26
Denae L. Washington	2383	17	140	146	148	149	443	141.30	- 140.18	= 1.12	443 - 420=23
Barb Farber	5228	36	145	148	134	170	452	145.64	- 145.22	= 0.42	452 - 435=17
Carol J. Fenstermacher	3661	36	101	111	101	107	319	102.05	- 101.69	= 0.36	319 - 303=16
Eileen M. McLaughlin	5148	39	132	130	141	139	410	132.33	- 132.00	= 0.33	410 - 396=14
Wanda M. Westphalen	6535	42	155	134	158	180	472	155.71	- 155.60	= 0.12	472 - 465=7
Tia Baumann	1283	15	85	93	74	94	261	85.78	- 85.53	= 0.24	261 - 255=6
Michelle Shultheis	1666	12	138	140	130	139	409	138.33	- 138.83	= -0.50	409 - 414=-5
Sandy L. Hauver	2908	41	70	74	77	51	202	70.68	- 70.93	= -0.25	202 - 210=-8
Etha J. Griffin	5309	42	126	113	98	143	354	125.84	- 126.40	= -0.56	354 - 378=-24
Sue A. Janssen	4795	36	133	137	120	117	374	132.54	- 133.19	= -0.66	374 - 399=-25

Pinette 2021-22

Big Apple Fun Center

This report is for scores bowled December 17 which is Week 15 of 31

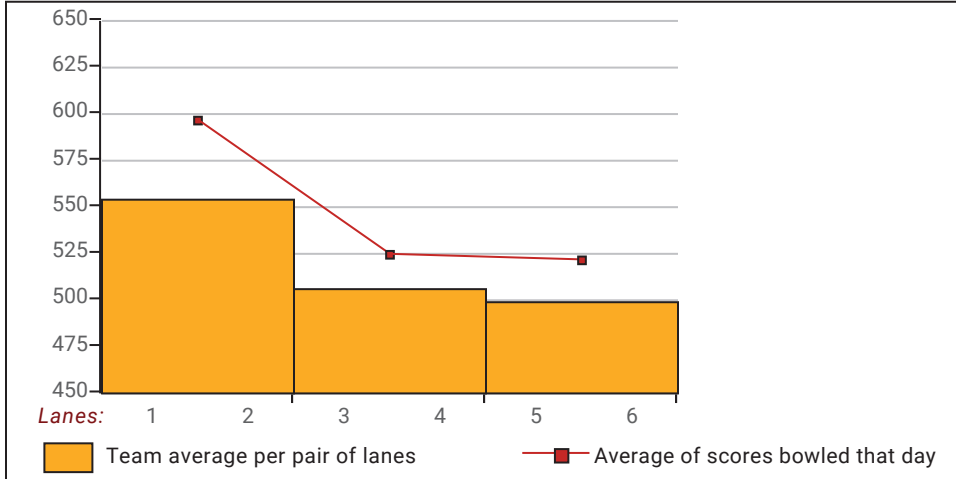
This Week's Statistics: Lefties vs Righties

Unless designated left handed, bowlers are considered right handed.

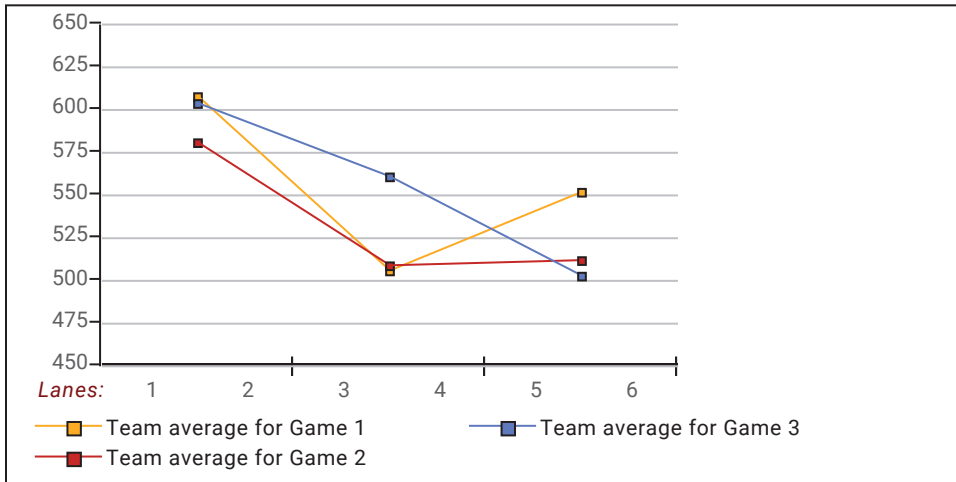
	Over All	Right	Left
How many people bowled	22	22	0
Number of games bowled	66	66	0
Actual average of week's scores	139.89	139.89	0.00
How many games above average	48	48	0
How many games below average	16	16	0
Pins above/below average per game	9.39	9.39	0.00
How many people raised average	18	18	--
by this amount	0.98	0.98	0.00
How many people went down	4	4	--
by this amount	-0.49	-0.49	0.00
League average before bowling	130.90	130.90	0.00
League average after bowling	131.61	131.61	0.00
Change in league average	0.71	0.71	0.00
800s	--	--	--
775s	--	--	--
750s	--	--	--
725s	--	--	--
700s	--	--	--
675s	--	--	--
650s	--	--	--
625s	1	1	--
600s	--	--	--
575s	--	--	--
550s	--	--	--
525s	1	1	--
500s	--	--	--
475s	2	2	--
450s	6	6	--
425s	2	2	--
400s	4	4	--
below 400	6	6	--
300s	--	--	--
275s	--	--	--
250s	--	--	--
225s	2	2	--
200s	--	--	--
175s	6	6	--
150s	17	17	--
125s	24	24	--
100s	8	8	--
below 100	9	9	--

This report is for scores bowled December 17 which is Week 15 of 31

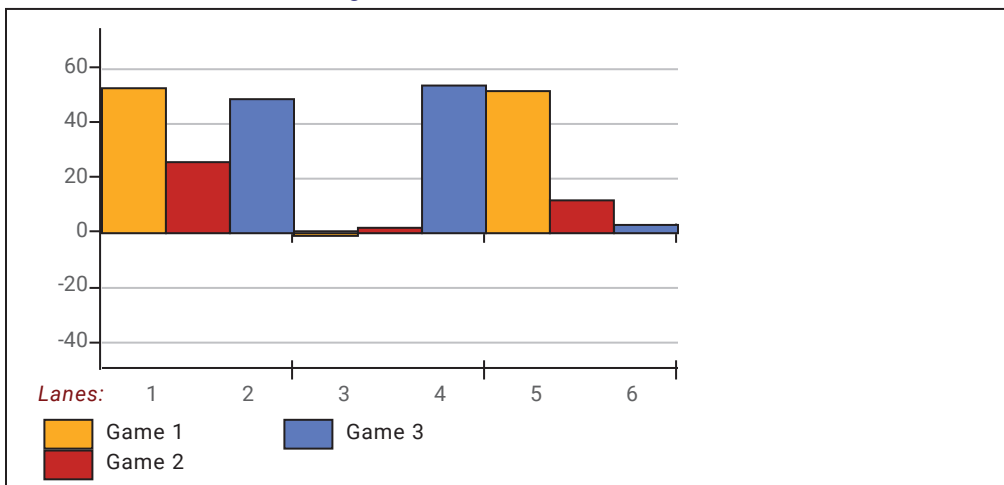
Team Average vs Avg of Scores



Average of Scores for Each Game

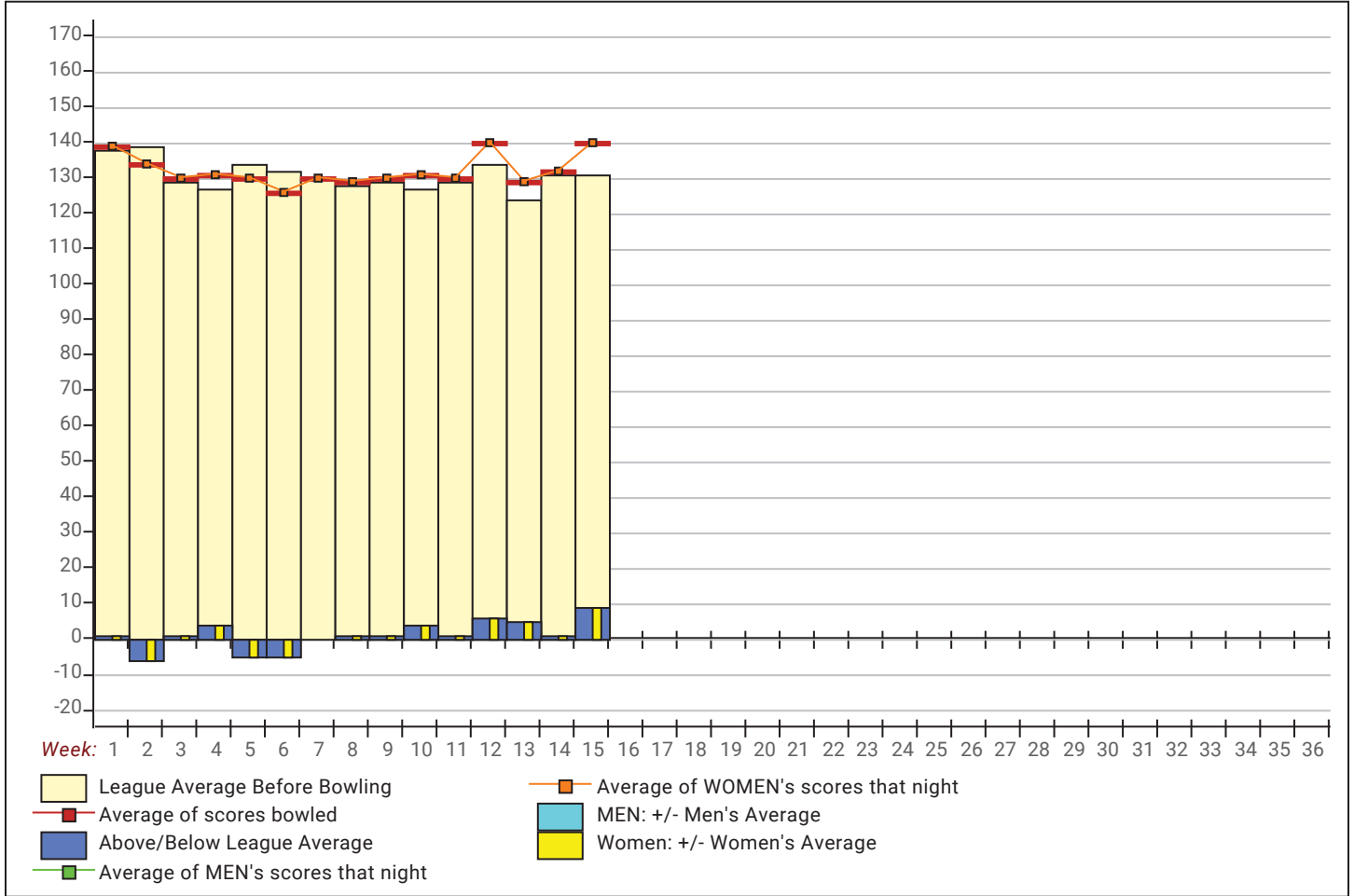


Amount Over/Under Team Average



This report is for scores bowled December 17 which is Week 15 of 31

League Average Week-by-Week



League Average Statistics for Last Week

	League	Right Hand	Left Hand
League Average Before Bowling	130.90	130.90	
Average of scores bowled that night	139.89	139.89	
New League Average After Bowling	131.61	131.61	
Change in League Average	.71	.71	
People Who Bowled Over Average	18	18	
People Who Bowled Under Average	4	4	
Average Amount of Series Over Avg	37.89	37.89	
Average Amount of Series Under Avg	-15.50	-15.50	
Difference Avg, NiteAvg	9.39	9.39	
Number of Bowlers	22	22	
Number of Games Bowled	66	66	
People Who Raised Their Average	18	18	
Raised By an Average of This Amount	.98	.98	
People Who Lowered Their Average	4	4	
Lowered By an Average of This Amou	-.49	-.49	
Number of Games Bowled Over Avera	48	48	
Number of Games Bowled Under Avera	16	16	

Note: Averages are based only on people who bowled.

Pinette 2021-22

Big Apple Fun Center

***** Have FUN! No points awarded this week! *****

Team Standings

<u>Place</u>	<u>Team Name</u>	<u>Avg p/gm</u>	<u>Points Won</u>	<u>Points Lost</u>	<u>Year-To-Date WON</u>	<u>Y-T-D LOST</u>
1	Turners Body Shop	613	83	52	83	52
2	Kutsch Land & Cattle	512	73	62	73	62
3	Tooth Fairy	529	66	69	66	69
4	Sequel Bowling Bookworms	510	65½	69½	65½	69½
5	Versatile Roofing	472	59	76	59	76
6	Hilton's Pin Buster	499	58½	76½	58½	76½

***** Although not shown, standings are determined by points only for the current split**

Last Week's Top Scores

<u>Scratch Game</u>		<u>Scratch Series</u>		<u>Handicap Game</u>		<u>Handicap Series</u>	
237	Rebecca McPherson	647	Rebecca McPherson	245	Linda Johnson	660	Linda Johnson
189	Nicole Mulrone	528	Nicole Mulrone	240	Bev Walton	656	Rebecca McPherson
181	Bev Walton	497	Deb Hatcher	240	Rebecca McPherson	646	Emilie Alonso
180	Wanda Westphalen	478	Jacque Slagle	235	Ann Daily	642	Bev Walton
180	Deb Hatcher	472	Wanda Westphalen	226	Cindy Gibbons	640	Ann Daily
174	Cindy Gibbons	468	Karen Lopez	224	Angie Hauserman	627	Nicole Mulrone
172	Linda Johnson	466	Cindy Gibbons	223	Deb Hatcher	626	Deb Hatcher
170	Barb Farber	465	Bev Walton	222	Nicole Mulrone	622	Cindy Gibbons
170	Gala Sesna	461	Gala Sesna	220	Wanda Westphalen	613	Jacque Slagle
170	Jacque Slagle	452	Barb Farber	219	Emilie Alonso	609	Karen Lopez
				219	Barb Farber		
				219	Gala Sesna		

Pinette 2021-22

Friday 6:30 pm

Big Apple Fun Center

Lanes 1 - 6

President: Sue Janssen Vice President: Bev Walton

Secretary/Treasurer: Rebecca McPherson

Team Standings

Place	#	Team Name	Points Won	Points Lost	%Won	Pins + HDCP	Scratch Pins	Avg p/gm	Year-To-Date WON	Y-T-D LOST	Y-T-D % WON
1	3	Kutsch Land & Cattle	88	47	65.2	70621	47146	523	161	109	59.6
2	1	Turners Body Shop	81 ½	53 ½	60.4	71046	55542	617	164 ½	105 ½	60.9
3	5	Versatile Roofing	81 ½	53 ½	60.4	69809	43406	482	140 ½	129 ½	52.0
4	6	Hilton's Pin Buster	54 ½	80 ½	40.4	69677	46598	517	113	157	41.9
5	4	Tooth Fairy	50	85	37.0	69598	48403	537	116	154	43.0
6	2	Sequel Bowling Bookworms	49 ½	85 ½	36.7	68969	45119	501	115	155	42.6

Review of Last Week's Bowling.....

Lanes	Team Name	HDCP -1-	HDCP -2-	HDCP -3-	HDCP Total	Last Wk WON	Team Name	HDCP -1-	HDCP -2-	HDCP -3-	HDCP Total	Last Wk WON
1-2	Kutsch Land & Cattle	807	787	756	2350	4 ½	Turners Body Shop	808	740	766	2314	4 ½
3-4	Versatile Roofing	797	830	792	2419	6	Hilton's Pin Buster	757	760	825	2342	3
5-6	Sequel Bowling Book	833	762	743	2338	4	Tooth Fairy	715	798	818	2331	5

Lane Assignments

TBD

Wk31 04/29 1- 3 Playoff Scores count

Last Week's Top Scores

Team Scratch Game		Team Scratch Series		Team Handicap Game		Team Handicap Series	
636	Turners Body Shop	1798	Turners Body Shop	833	Sequel Bowling Bookworm	2419	Versatile Roofing
600	Kutsch Land & Cattle	1729	Kutsch Land & Cattle	830	Versatile Roofing	2350	Kutsch Land & Catt
588	Tooth Fairy	1641	Tooth Fairy	825	Hilton's Pin Buster	2342	Hilton's Pin Buster
584	Hilton's Pin Buster	1619	Hilton's Pin Buster	818	Tooth Fairy	2338	Sequel Bowling Bo
557	Sequel Bowling Bookworm	1594	Versatile Roofing	808	Turners Body Shop	2331	Tooth Fairy
555	Versatile Roofing	1510	Sequel Bowling Bookworm	807	Kutsch Land & Cattle	2314	Turners Body Shop
Scratch Game		Scratch Series		Handicap Game		Handicap Series	
211	Nicole Mulroney	594	Rebecca McPherson	247	Michelle Shultheis	631	Deb Hatcher
211	Rebecca McPherson	530	Nicole Mulroney	238	Nicole Mulroney	627	Carrie Ludeke
193	Deb Hatcher	502	Deb Hatcher	236	Deb Hatcher	616	Emilie Alonso
189	Michelle Shultheis	479	Barb Farber	236	Carrie Ludeke	614	Michelle Shultheis
186	Barb Farber	479	Denae Washington	229	Barb Farber	611	Nicole Mulroney
177	Denae Washington	476	Gala Sesna	225	Amanda Sparr	611	Denae Washington
177	Jacquie Slagle	451	Jacquie Slagle	223	Bev Walton	608	Barb Farber
166	Bev Walton	440	Michelle Shultheis	221	Denae Washington	605	Gala Sesna
164	Carrie Ludeke	431	Bev Walton	220	Jacquie Slagle	603	Rebecca McPherson
162	Gala Sesna	428	Wanda Westphalen	216	Angie Hauserman	602	Bev Walton

Season High Scores

Team Scratch Game		Team Scratch Series		Team Handicap Game		Team Handicap Series	
728	Turners Body Shop	2043	Turners Body Shop	910	Kutsch Land & Cattle	2604	Turners Body Shop
691	Tooth Fairy	1941	Tooth Fairy	903	Tooth Fairy	2566	Kutsch Land & Catt
679	Kutsch Land & Cattle	1829	Kutsch Land & Cattle	898	Turners Body Shop	2499	Tooth Fairy
640	Sequel Bowling Bookworm	1760	Hilton's Pin Buster	890	Sequel Bowling Bookworm	2492	Hilton's Pin Buster
611	Hilton's Pin Buster	1722	Sequel Bowling Bookworm	864	Hilton's Pin Buster	2490	Sequel Bowling Bo
565	Versatile Roofing	1594	Versatile Roofing	857	Versatile Roofing	2457	Versatile Roofing
Scratch Game		Scratch Series		Handicap Game		Handicap Series	
268	Rebecca McPherson	687	Rebecca McPherson	273	Rebecca McPherson	743	Wanda Westphalen
235	Nicole Mulroney	644	Nicole Mulroney	266	Michelle Shultheis	737	Nicole Mulroney
234	Allie Moore	630	Allie Moore	266	Nicole Mulroney	728	Denae Washington
225	Wanda Westphalen	626	Wanda Westphalen	266	Gala Sesna	717	Allie Moore
221	Gala Sesna	609	Michelle Limbach	264	Wanda Westphalen	716	Michelle Shultheis
212	Michelle Limbach	587	Denae Washington	263	Allie Moore	705	Rebecca McPherson
205	Mandy Stubbs	551	Cindy Gibbons	259	Linda Johnson	696	Cindy Gibbons
201	Michelle Shultheis	550	Barb Farber	252	Etha Griffin	694	Barb Farber
201	Denae Washington	550	Deb Hatcher	252	Jacqui Moore	691	Deb Hatcher
199	Deb Hatcher	544	Gala Sesna	252	Denae Washington	684	Michele Daily
199	Cindy Gibbons						

Scratch Game

199 Jacquie Slagle

Scratch Series

Handicap Game

Handicap Series

Team Rosters

1 - Turners Body Shop

Name	Avg	HDCP	Pins	Gms	Points Won	High Game	High Sers	HDCP Game	HDCP Sers	Most Improved Avg +/-	To Raise Avg +1	To Drop Avg -1	Weekly Over Avg Series Avg +/-
Karen L. Lopez	105	85	630	6	0.5	129	346	205	574		324	314	
Beth A. Carr	126	66	2659	21	2.0	154	430	224	640	126 +0.62	389	364	
Amanda A. Sparr	127	65	2673	21	5.0	159	406	225	590	127 +0.29	399	374	389 - 378=11
Karen L. Lopez	147	47	5326	36	8.0	193	494	242	632	146 +1.94	446	406	
Mandy D. Stubbs	151	44	2272	15	1.0	205	509	232	606		464	445	
Jacquie L. Slagle	152	43	13265	87	22.0	199	536	244	668	150 +2.47	505	414	451 - 456=-5
Wanda M. Westphalen	160	36	14404	90	23.0	225	626	264	743	148 +12.04	569	475	428 - 480=-52
Nicole J. Mulroney	170	27	14313	84	26.5	235	644	266	737	162 +8.39	564	476	530 - 510=20

2 - Sequel Bowling Bookworms

Name	Avg	HDCP	Pins	Gms	Points Won	High Game	High Sers	HDCP Game	HDCP Sers	Most Improved Avg +/-	To Raise Avg +1	To Drop Avg -1	Weekly Over Avg Series Avg +/-
Tia Baumann	88	100	2388	27	7.0	133	293	233	611	86 +2.44	282	251	
Danielle S. Dorans	95	94	3712	39	2.0	141	341	243	647	96 -0.82	320	277	275 - 285=-10
Jacqui Moore	121	71	8029	66	11.0	178	434	252	656	118 +3.65	389	319	348 - 363=-15
Angie C. Hauserman	124	68	9735	78	15.0	176	437	244	641	121 +3.81	390	308	385 - 372=13
Peg Hickman	128	64	2306	18	2.0	176	454	239	643		403	381	
Deb L. Hatcher	153	42	10137	66	21.5	199	550	244	691	145 +8.59	489	419	502 - 456=46
Allie E. Moore	173	24	3985	23	6.0	234	630	263	717	170 +3.26	539	512	

3 - Kutsch Land & Cattle

Name	Avg	HDCP	Pins	Gms	Points Won	High Game	High Sers	HDCP Game	HDCP Sers	Most Improved Avg +/-	To Raise Avg +1	To Drop Avg -1	Weekly Over Avg Series Avg +/-
Ann Daily	72	115	3888	54	10.0	125	294	247	669	56 +16.00	273	215	
Carol J. Fenstermacher	107	83	7726	72	9.5	154	387	248	649	101 +6.31	374	298	301 - 321=-20
Michele R. Daily	120	72	5062	42	11.0	177	424	250	684	115 +5.52	383	337	
DeAnn M. Brickner	130	63	9399	72	11.0	159	461	229	652	128 +2.54	426	350	394 - 390=4
Michelle Shultheis	136	57	4097	30	6.0	201	521	266	716	137 -0.43	424	390	440 - 405=35
Rebecca L. McPherson	196	3	15951	81	43.5	268	687	273	705	194 +2.93	597	512	594 - 588=6

4 - Tooth Fairy

Name	Avg	HDCP	Pins	Gms	Points Won	High Game	High Sers	HDCP Game	HDCP Sers	Most Improved Avg +/-	To Raise Avg +1	To Drop Avg -1	Weekly Over Avg Series Avg +/-
Etha J. Griffin	127	65	11477	90	19.5	185	480	252	681	126 +1.52	427	333	406 - 381=25
Eileen M. McLaughlin	129	63	11282	87	14.5	168	445	232	634	127 +2.68	418	327	393 - 387=6
Bev Walton	136	57	10683	78	12.0	181	475	240	653	135 +1.96	414	332	431 - 408=23
Cindy Gibbons	148	46	11166	75	13.5	199	551	250	696	140 +8.88	456	377	411 - 447=-36

5 - Versatile Roofing

Name	Avg	HDCP	Pins	Gms	Points Won	High Game	High Sers	HDCP Game	HDCP Sers	Most Improved Avg +/-	To Raise Avg +1	To Drop Avg -1	Weekly Over Avg Series Avg +/-
Sandy L. Hauver	75	112	6298	83	16.0	109	285	224	636	69 +6.88	238	151	254 - 225=29
Sue M. Isaac	87	101	1050	12	2.0	106	287	216	601		270	254	
Emilie E. Alonso	115	76	7942	69	7.0	165	424	239	646	118 -2.90	410	337	385 - 342=43
Jaylene K. Bashore	116	75	696	6	2.0	160	366	241	609		357	347	
Barb Farber	153	42	12394	81	32.0	197	550	242	694	138 +15.01	542	457	479 - 456=23
Gala Z. Sesna	153	42	11338	74	20.5	221	544	266	679	143 +10.22	520	442	476 - 456=20

6 - Hilton's Pin Buster

Name	Avg	HDCP	Pins	Gms	Points Won	High Game	High Sers	HDCP Game	HDCP Sers	Most Improved Avg +/-	To Raise Avg +1	To Drop Avg -1	Weekly Over Avg Series Avg +/-
Amy Barner	103	87	2167	21	4.0	126	352	212	604	103 +0.19	329	304	
Carrie J. Ludeke	121	71	5110	42	7.0	164	418	236	628	125 -3.33	380	334	411 - 360=51
Linda K. Johnson	125	67	10937	87	15.0	187	441	259	660	119 +6.71	403	312	384 - 375=9
Tammie J. Runions	133	60	5209	39	7.5	185	481	250	677	127 +6.56	419	376	
Sue A. Janssen	134	59	11293	84	13.0	178	495	237	672	131 +3.44	452	364	345 - 405=-60
Denae L. Washington	151	44	8941	59	14.0	201	587	252	728	139 +12.54	483	420	479 - 453=26

Temporary Substitutes

<u>Name</u>	<u>Avg</u>	<u>HDCP</u>	<u>Pins</u>	<u>Gms</u>	<u>Points Won</u>	<u>High Game</u>	<u>High Sers</u>	<u>HDCP Game</u>	<u>HDCP Sers</u>	<u>Most Improved Avg +/-</u>	<u>To Raise Avg +1</u>	<u>To Drop Avg -1</u>	<u>Weekly Over Avg Series Avg +/-</u>
Bambi L. Jones	119	72	358	3		140	358	212	574		362	355	
Michelle L. Limbach	203	0	609	3	2.0	212	609	212	609		615	608	
Lindsay L. McLaughlin	136	57	1227	9	2.0	171	438	231	609		417	404	
Susan M. Ohlrich	129	63	387	3	1.0	132	387	195	576		393	386	
MaryLee Swim	113	78	1704	15	2.0	146	375	226	624		348	329	

High Individual Match Points

43.5	Rebecca McPherson	32	Barb Farber	26.5	Nicole Mulroney	23	Wanda Westphalen
22	Jacquie Slagle	21.5	Deb Hatcher	20.5	Gala Sesna	19.5	Etha Griffin
16	Sandy Hauver	15	Angie Hauserman	15	Linda Johnson	14.5	Eileen McLaughlin

Individual High Averages

196.93	Rebecca McPherson	173.26	Allie Moore	170.39	Nicole Mulroney	160.04	Wanda Westphalen
153.59	Deb Hatcher	153.22	Gala Sesna	153.01	Barb Farber	152.47	Jacquie Slagle
151.54	Denae Washington	148.88	Cindy Gibbons	147.94	Karen Lopez	136.96	Bev Walton

Most Improved Average

56 to 72.00 = +16.00	Ann Daily	138 to 153.01 = +15.01	Barb Farber	139 to 151.54 = +12.54	Denae Washington
148 to 160.04 = +12.04	Wanda Westphale	143 to 153.22 = +10.22	Gala Sesna	140 to 148.88 = +8.88	Cindy Gibbons

Most Un-Improved Averages

125 to 121.67 = -3.33	Carrie Ludeke	118 to 115.10 = -2.90	Emilie Alonso	96 to 95.18 = -0.82	Danielle Dorans
137 to 136.57 = -0.43	Michelle Shultheis	103 to 103.19 = +0.19	Amy Barner	127 to 127.29 = +0.29	Amanda Sparr

Pinette 2021-22

Big Apple Fun Center

Reprint of Scores -- Week 30

Lane 1 3 - Kutsch Land & Cattle Week 30 4/22/2022

Name	Old Avg	Old HDCP	-1-	-2-	-3-	Total	HDCP Total
Carol J. Fenstermacher	107	83	113	100	88	301	550
DeAnn M. Brickner	130	63	108	139	147	394	583
Michelle Shultheis	135	58	189	130	121	440	614
Rebecca L. McPherson	196	3	190	211	193	594	603
			====	====	====	====	====
Scratch Total			600	580	549	1729	1729
Handicap			207	207	207		621
Total			807	787	756	1729	2350
Team Points Won			0.0	1.0	0.0	2.0	2.0
Match Points Won			0.0	0.0	0.0	2.5	2.5
Total Points Won			0.0	1.0	0.0	4.5	4.5

Lane 2 1 - Turners Body Shop Week 30 4/22/2022

Name	Old Avg	Old HDCP	-1-	-2-	-3-	Total	HDCP Total
Amanda A. Sparr	126	66	159	121	109	389	587
Jacque L. Slagle	152	43	109	165	177	451	580
Wanda M. Westphalen	160	36	157	136	135	428	536
Nicole J. Mulroney	170	27	211	146	173	530	611
			====	====	====	====	====
Scratch Total			636	568	594	1798	1798
Handicap			172	172	172		516
Total			808	740	766	1798	2314
Team Points Won			1.0	0.0	1.0	2.0	2.0
Match Points Won			0.0	0.0	0.0	2.5	2.5
Total Points Won			1.0	0.0	1.0	4.5	4.5

Lane 3 5 - Versatile Roofing Week 30 4/22/2022

Name	Old Avg	Old HDCP	-1-	-2-	-3-	Total	HDCP Total
Sandy L. Hauver	75	112	100	70	84	254	590
Emilie E. Alonso	114	77	124	137	124	385	616
Barb Farber	152	43	145	186	148	479	608
Gala Z. Sesna	152	43	153	162	161	476	605
			====	====	====	====	====
Scratch Total			522	555	517	1594	1594
Handicap			275	275	275		825
Total			797	830	792	1594	2419
Team Points Won			1.0	1.0	0.0	3.0	3.0
Match Points Won			0.0	0.0	0.0	3.0	3.0
Total Points Won			1.0	1.0	0.0	6.0	6.0

Lane 4 6 - Hilton's Pin Buster Week 30 4/22/2022

Name	Old Avg	Old HDCP	-1-	-2-	-3-	Total	HDCP Total
Carrie J. Ludeke	120	72	135	112	164	411	627
Linda K. Johnson	125	67	139	109	136	384	585
Sue A. Janssen	135	58	104	121	120	345	519
Denae L. Washington	151	44	138	177	164	479	611
			====	====	====	====	====
Scratch Total			516	519	584	1619	1619
Handicap			241	241	241		723
Total			757	760	825	1619	2342
Team Points Won			0.0	0.0	1.0	1.0	1.0
Match Points Won			0.0	0.0	0.0	2.0	2.0
Total Points Won			0.0	0.0	1.0	3.0	3.0

Lane 5 2 - Sequel Bowling Bookworms Week 30 4/22/2022

Name	Old Avg	Old HDCP	-1-	-2-	-3-	Total	HDCP Total
Danielle S. Dorans	95	94	78	93	104	275	557
Jacqui Moore	121	71	138	113	97	348	561
Angie C. Hauserman	124	68	148	120	117	385	589
Deb L. Hatcher	152	43	193	160	149	502	631
			====	====	====	====	====
Scratch Total			557	486	467	1510	1510
Handicap			276	276	276		828
Total			833	762	743	1510	2338
Team Points Won			1.0	0.0	0.0	2.0	2.0
Match Points Won			0.0	0.0	0.0	2.0	2.0
Total Points Won			1.0	0.0	0.0	4.0	4.0

Lane 6 4 - Tooth Fairy Week 30 4/22/2022

Name	Old Avg	Old HDCP	-1-	-2-	-3-	Total	HDCP Total
Etha J. Griffin	127	65	126	130	150	406	601
Eileen M. McLaughlin	129	63	130	139	124	393	582
Bev Walton	136	57	127	138	166	431	602
Cindy Gibbons	149	45	102	161	148	411	546
			====	====	====	====	====
Scratch Total			485	568	588	1641	1641
Handicap			230	230	230		690
Total			715	798	818	1641	2331
Team Points Won			0.0	1.0	1.0	2.0	2.0
Match Points Won			0.0	0.0	0.0	3.0	3.0
Total Points Won			0.0	1.0	1.0	5.0	5.0

Pinette 2021-22

Big Apple Fun Center

Match Points Won (This Week) -- Week 30

Lane 1 3 - Kutsch Land & Cattle Week 30 4/22/2022

Name	Last Wk Won	Last Wk Lost	HDCP -1-	HDCP -2-	HDCP -3-	HDCP Total
Carol J. Fenstermacher		1.0	196	183	171	550
DeAnn M. Brickner	1.0		171	202	210	583
Michelle Shultheis	1.0		247	188	179	614
Rebecca L. McPherson	0.5	1.0	193	214	196	603
			====	====	====	====
Scratch Total			600	580	549	1729
Handicap			207	207	207	621
Total			807	787	756	2350
Team Points Won			0.0	1.0	0.0	2.0
Match Points Won			0.0	0.0	0.0	2.5
Total Points Won			0.0	1.0	0.0	4.5

Lane 2 1 - Turners Body Shop Week 30 4/22/2022

Name	Last Wk Won	Last Wk Lost	HDCP -1-	HDCP -2-	HDCP -3-	HDCP Total
Amanda A. Sparr	1.0		225	187	175	587
Jacque L. Slagle		1.0	152	208	220	580
Wanda M. Westphalen		1.0	193	172	171	536
Nicole J. Mulroney	1.5		238	173	200	611
			====	====	====	====
Scratch Total			636	568	594	1798
Handicap			172	172	172	516
Total			808	740	766	2314
Team Points Won			1.0	0.0	1.0	2.0
Match Points Won			0.0	0.0	0.0	2.5
Total Points Won			1.0	0.0	1.0	4.5

Lane 3 5 - Versatile Roofing Week 30 4/22/2022

Name	Last Wk Won	Last Wk Lost	HDCP -1-	HDCP -2-	HDCP -3-	HDCP Total
Sandy L. Hauver		1.0	212	182	196	590
Emilie E. Alonso	1.0		201	214	201	616
Barb Farber	2.0		188	229	191	608
Gala Z. Sesna		1.0	196	205	204	605
			====	====	====	====
Scratch Total			522	555	517	1594
Handicap			275	275	275	825
Total			797	830	792	2419
Team Points Won			1.0	1.0	0.0	3.0
Match Points Won			0.0	0.0	0.0	3.0
Total Points Won			1.0	1.0	0.0	6.0

Lane 4 6 - Hilton's Pin Buster Week 30 4/22/2022

Name	Last Wk Won	Last Wk Lost	HDCP -1-	HDCP -2-	HDCP -3-	HDCP Total
Carrie J. Ludeke	1.0		207	184	236	627
Linda K. Johnson		1.0	206	176	203	585
Sue A. Janssen		1.0	162	179	178	519
Denae L. Washington	1.0		182	221	208	611
			====	====	====	====
Scratch Total			516	519	584	1619
Handicap			241	241	241	723
Total			757	760	825	2342
Team Points Won			0.0	0.0	1.0	1.0
Match Points Won			0.0	0.0	0.0	2.0
Total Points Won			0.0	0.0	1.0	3.0

Lane 5 2 - Sequel Bowling Bookworms Week 30 4/22/2022

Name	Last Wk Won	Last Wk Lost	HDCP -1-	HDCP -2-	HDCP -3-	HDCP Total
Danielle S. Dorans		1.0	172	187	198	557
Jacqui Moore		1.0	209	184	168	561
Angie C. Hauserman		1.0	216	188	185	589
Deb L. Hatcher	2.0		236	203	192	631
			====	====	====	====
Scratch Total			557	486	467	1510
Handicap			276	276	276	828
Total			833	762	743	2338
Team Points Won			1.0	0.0	0.0	2.0
Match Points Won			0.0	0.0	0.0	2.0
Total Points Won			1.0	0.0	0.0	4.0

Lane 6 4 - Tooth Fairy Week 30 4/22/2022

Name	Last Wk Won	Last Wk Lost	HDCP -1-	HDCP -2-	HDCP -3-	HDCP Total
Etha J. Griffin	1.0		191	195	215	601
Eileen M. McLaughlin	1.0		193	202	187	582
Bev Walton	1.0		184	195	223	602
Cindy Gibbons		1.0	147	206	193	546
			====	====	====	====
Scratch Total			485	568	588	1641
Handicap			230	230	230	690
Total			715	798	818	2331
Team Points Won			0.0	1.0	1.0	2.0
Match Points Won			0.0	0.0	0.0	3.0
Total Points Won			0.0	1.0	1.0	5.0

Pinette 2021-22

Big Apple Fun Center

Match Points Won (Total for Year)

Name	Avg	Gms	Points		%Won	Name	Avg	Gms	Points		%Won
			Won	Lost					Won	Lost	
Rebecca L. McPherson	196	81	43.5	8.0	84.47%	Karen L. Lopez	147	36	8.0	5.0	61.54%
Barb Farber	153	81	32.0	6.0	84.21%	Tammie J. Runions	133	39	7.5	10.0	42.86%
Nicole J. Mulrone	170	84	26.5	13.0	67.09%	Emilie E. Alonso	115	69	7.0	17.0	29.17%
Wanda M. Westphalen	160	90	23.0	11.0	67.65%	Tia Baumann	88	27	7.0	3.0	70.00%
Jacque L. Slagle	152	87	22.0	12.0	64.71%	Carrie J. Ludeke	121	42	7.0	12.0	36.84%
Deb L. Hatcher	153	66	21.5	12.0	64.18%	Michelle Shultheis	136	30	6.0	4.0	60.00%
Gala Z. Sesna	153	74	20.5	14.0	59.42%	Allie E. Moore	173	23	6.0	6.0	50.00%
Etha J. Griffin	127	90	19.5	11.5	62.90%	Amanda A. Sparr	127	21	5.0	2.0	71.43%
Sandy L. Hauver	75	83	16.0	13.0	55.17%	Amy Barner	103	21	4.0	4.0	50.00%
Angie C. Hauserman	124	78	15.0	13.0	53.57%	Lindsay L. McLaughlin	136	9	2.0	1.0	66.67%
Linda K. Johnson	125	87	15.0	15.0	50.00%	Danielle S. Dorans	95	39	2.0	12.0	14.29%
Eileen M. McLaughlin	129	87	14.5	15.5	48.33%	Beth A. Carr	126	21	2.0	5.0	28.57%
Denae L. Washington	151	59	14.0	11.0	56.00%	Michelle L. Limbach	203	3	2.0		100.00%
Cindy Gibbons	148	75	13.5	17.0	44.26%	Peg Hickman	128	18	2.0	5.0	28.57%
Sue A. Janssen	134	84	13.0	15.0	46.43%	Sue M. Isaac	87	12	2.0	3.0	40.00%
Bev Walton	136	78	12.0	19.0	38.71%	MaryLee Swim	113	15	2.0	3.0	40.00%
Jacqui Moore	121	66	11.0	15.0	42.31%	Jaylene K. Bashore	116	6	2.0		100.00%
Michele R. Daily	120	42	11.0	3.0	78.57%	Mandy D. Stubbs	151	15	1.0	5.0	16.67%
DeAnn M. Brickner	130	72	11.0	13.0	45.83%	Susan M. Ohlrich	129	3	1.0		100.00%
Ann Daily	72	54	10.0	9.0	52.63%	Karen L. Lopez	105	6	0.5	1.5	25.00%
Carol J. Fenstermacher	107	72	9.5	14.5	39.58%	Bambi L. Jones	119	3		1.0	0.00%

Pinette 2021-22

Big Apple Fun Center

Change in Average

Name	----Old----		Old					---Average Change---			Weekly Over Avg
	Pins	Games	Avg	-1-	-2-	-3-	Total	New	Old	---> +/-	Series Avg +/-
Emilie E. Alonso	7557	66	114	124	137	124	385	115.10	- 114.50	= 0.60	385 - 342=43
Amy Barner	2167	21	103				0	103.19	- 103.19	= 0.00	
Jaylene K. Bashore	696	6	116				0	116.00	- 116.00	= 0.00	
Tia Baumann	2388	27	88				0	88.44	- 88.44	= 0.00	
DeAnn M. Brickner	9005	69	130	108	139	147	394	130.54	- 130.51	= 0.03	394 - 390=4
Beth A. Carr	2659	21	126				0	126.62	- 126.62	= 0.00	
Ann Daily	3888	54	72				0	72.00	- 72.00	= 0.00	
Michele R. Daily	5062	42	120				0	120.52	- 120.52	= 0.00	
Danielle S. Dorans	3437	36	95	78	93	104	275	95.18	- 95.47	= -0.29	275 - 285=-10
Barb Farber	11915	78	152	145	186	148	479	153.01	- 152.76	= 0.26	479 - 456=23
Carol J. Fenstermacher	7425	69	107	113	100	88	301	107.31	- 107.61	= -0.30	301 - 321=-20
Cindy Gibbons	10755	72	149	102	161	148	411	148.88	- 149.38	= -0.49	411 - 447=-36
Etha J. Griffin	11071	87	127	126	130	150	406	127.52	- 127.25	= 0.27	406 - 381=25
Deb L. Hatcher	9635	63	152	193	160	149	502	153.59	- 152.94	= 0.65	502 - 456=46
Angie C. Hauserman	9350	75	124	148	120	117	385	124.81	- 124.67	= 0.14	385 - 372=13
Sandy L. Hauver	6044	80	75	100	70	84	254	75.88	- 75.55	= 0.33	254 - 225=29
Peg Hickman	2306	18	128				0	128.11	- 128.11	= 0.00	
Sue M. Isaac	1050	12	87				0	87.50	- 87.50	= 0.00	
Sue A. Janssen	10948	81	135	104	121	120	345	134.44	- 135.16	= -0.72	345 - 405=-60
Linda K. Johnson	10553	84	125	139	109	136	384	125.71	- 125.63	= 0.08	384 - 375=9
Bambi L. Jones	358	3	119				0	119.33	- 119.33	= 0.00	
Michelle L. Limbach	609	3	203				0	203.00	- 203.00	= 0.00	
Karen L. Lopez	5326	36	147				0	147.94	- 147.94	= 0.00	
Karen L. Lopez	630	6	105				0	105.00	- 105.00	= 0.00	
Carrie J. Ludeke	4699	39	120	135	112	164	411	121.67	- 120.49	= 1.18	411 - 360=51
Eileen M. McLaughlin	10889	84	129	130	139	124	393	129.68	- 129.63	= 0.05	393 - 387=6
Lindsay L. McLaughlin	1227	9	136				0	136.33	- 136.33	= 0.00	
Rebecca L. McPherson	15357	78	196	190	211	193	594	196.93	- 196.88	= 0.04	594 - 588=6
Allie E. Moore	3985	23	173				0	173.26	- 173.26	= 0.00	
Jacqui Moore	7681	63	121	138	113	97	348	121.65	- 121.92	= -0.27	348 - 363=-15
Nicole J. Mulroney	13783	81	170	211	146	173	530	170.39	- 170.16	= 0.23	530 - 510=20
Susan M. Ohlrich	387	3	129				0	129.00	- 129.00	= 0.00	
Tammie J. Runions	5209	39	133				0	133.56	- 133.56	= 0.00	
Gala Z. Sesna	10862	71	152	153	162	161	476	153.22	- 152.99	= 0.23	476 - 456=20
Michelle Shultheis	3657	27	135	189	130	121	440	136.57	- 135.44	= 1.12	440 - 405=35
Jacquie L. Slagle	12814	84	152	109	165	177	451	152.47	- 152.55	= -0.08	451 - 456=-5
Amanda A. Sparr	2284	18	126	159	121	109	389	127.29	- 126.89	= 0.40	389 - 378=11
Mandy D. Stubbs	2272	15	bk151				0	151.47	- 151.47	= 0.00	

Pinette 2021-22

<u>Name</u>	<u>-----Old-----</u>		<u>Old</u>					<u>---Average Change---</u>			<u>Weekly Over Avg</u>
	<u>Pins</u>	<u>Games</u>	<u>Avg</u>	<u>-1-</u>	<u>-2-</u>	<u>-3-</u>	<u>Total</u>	<u>New - Old</u>	<u>---> +/-</u>	<u>Series Avg +/-</u>	
MaryLee Swim	1704	15	113				0	113.60 - 113.60	= 0.00		
Bev Walton	10252	75	136	127	138	166	431	136.96 - 136.69	= 0.27	431 - 408=23	
Denae L. Washington	8462	56	151	138	177	164	479	151.54 - 151.11	= 0.44	479 - 453=26	
Wanda M. Westphalen	13976	87	160	157	136	135	428	160.04 - 160.64	= -0.60	428 - 480=-52	

Pinette 2021-22

Big Apple Fun Center

* Bowlers listed must have a minimum of 1 games.

High Average Listing

	<u>Name</u>	<u>True Average</u>	<u>Pins</u>	<u>Gms</u>	<u>To Raise Avg +1</u>	<u>To Drop Avg -1</u>
1	Michelle L. Limbach	203.00	609	3	615	608
2	Rebecca L. McPherson	196.93	15951	81	597	512
3	Allie E. Moore	173.26	3985	23	539	512
4	Nicole J. Mulroney	170.39	14313	84	564	476
5	Wanda M. Westphalen	160.04	14404	90	569	475
6	Deb L. Hatcher	153.59	10137	66	489	419
7	Gala Z. Sesna	153.22	11338	74	520	442
8	Barb Farber	153.01	12394	81	542	457
9	Jacquie L. Slagle	152.47	13265	87	505	414
10	Denae L. Washington	151.54	8941	59	483	420
11	Mandy D. Stubbs	151.47	2272	15	464	445
12	Cindy Gibbons	148.88	11166	75	456	377
13	Karen L. Lopez	147.94	5326	36	446	406
14	Bev Walton	136.96	10683	78	414	332
15	Michelle Shultheis	136.57	4097	30	424	390
16	Lindsay L. McLaughlin	136.33	1227	9	417	404
17	Sue A. Janssen	134.44	11293	84	452	364
18	Tammie J. Runions	133.56	5209	39	419	376
19	DeAnn M. Brickner	130.54	9399	72	426	350
20	Eileen M. McLaughlin	129.68	11282	87	418	327
21	Susan M. Ohlrich	129.00	387	3	393	386
22	Peg Hickman	128.11	2306	18	403	381
23	Etha J. Griffin	127.52	11477	90	427	333
24	Amanda A. Sparr	127.29	2673	21	399	374
25	Beth A. Carr	126.62	2659	21	389	364
26	Linda K. Johnson	125.71	10937	87	403	312
27	Angie C. Hauserman	124.81	9735	78	390	308
28	Carrie J. Ludeke	121.67	5110	42	380	334
29	Jacqui Moore	121.65	8029	66	389	319
30	Michele R. Daily	120.52	5062	42	383	337
31	Bambi L. Jones	119.33	358	3	362	355
32	Jaylene K. Bashore	116.00	696	6	357	347
33	Emilie E. Alonso	115.10	7942	69	410	337
34	MaryLee Swim	113.60	1704	15	348	329
35	Carol J. Fenstermacher	107.31	7726	72	374	298
36	Karen L. Lopez	105.00	630	6	324	314
37	Amy Barner	103.19	2167	21	329	304
38	Danielle S. Dorans	95.18	3712	39	320	277
39	Tia Baumann	88.44	2388	27	282	251
40	Sue M. Isaac	87.50	1050	12	270	254
41	Sandy L. Hauver	75.88	6298	83	238	151
42	Ann Daily	72.00	3888	54	273	215

Pinette 2021-22

Big Apple Fun Center

* Bowlers listed must have a minimum of 21 games.

Note: This report includes information through April 22 which is Week 30 of 31

Most Improved Averages

Name	True Average	Most Improved Avg	+/-	Name	True Average	Most Improved Avg	+/-
Ann Daily	72.00	56	+16.00	Allie E. Moore	173.26	170	+3.26
Barb Farber	153.01	138	+15.01	Rebecca L. McPherson	196.93	194	+2.93
Denae L. Washington	151.54	139	+12.54	Eileen M. McLaughlin	129.68	127	+2.68
Wanda M. Westphalen	160.04	148	+12.04	DeAnn M. Brickner	130.54	128	+2.54
Gala Z. Sesna	153.22	143	+10.22	Jacquie L. Slagle	152.47	150	+2.47
Cindy Gibbons	148.88	140	+8.88	Tia Baumann	88.44	86	+2.44
Deb L. Hatcher	153.59	145	+8.59	Bev Walton	136.96	135	+1.96
Nicole J. Mulrone	170.39	162	+8.39	Karen L. Lopez	147.94	146	+1.94
Sandy L. Hauver	75.88	69	+6.88	Etha J. Griffin	127.52	126	+1.52
Linda K. Johnson	125.71	119	+6.71	Beth A. Carr	126.62	126	+0.62
Tammie J. Runions	133.56	127	+6.56	Amanda A. Sparr	127.29	127	+0.29
Carol J. Fenstermacher	107.31	101	+6.31	Amy Barner	103.19	103	+0.19
Michele R. Daily	120.52	115	+5.52	Michelle Shultheis	136.57	137	-0.43
Angie C. Hauserman	124.81	121	+3.81	Danielle S. Dorans	95.18	96	-0.82
Jacqui Moore	121.65	118	+3.65	Emilie E. Alonso	115.10	118	-2.90
Sue A. Janssen	134.44	131	+3.44	Carrie J. Ludeke	121.67	125	-3.33

Pinette 2021-22

Big Apple Fun Center

* Bowlers listed must have a minimum of 1 games.

Most Pins Over Average

Name	-----Old-----		Old				---Average Change---			Weekly Over Avg
	Pins	Games	Avg	-1-	-2-	-3-	Total	New - Old	---> +/-	Series Avg +/-
Carrie J. Ludeke	4699	39	120	135	112	164	411	121.67 - 120.49	= 1.18	411 - 360=51
Deb L. Hatcher	9635	63	152	193	160	149	502	153.59 - 152.94	= 0.65	502 - 456=46
Emilie E. Alonso	7557	66	114	124	137	124	385	115.10 - 114.50	= 0.60	385 - 342=43
Michelle Shultheis	3657	27	135	189	130	121	440	136.57 - 135.44	= 1.12	440 - 405=35
Sandy L. Hauver	6044	80	75	100	70	84	254	75.88 - 75.55	= 0.33	254 - 225=29
Denae L. Washington	8462	56	151	138	177	164	479	151.54 - 151.11	= 0.44	479 - 453=26
Etha J. Griffin	11071	87	127	126	130	150	406	127.52 - 127.25	= 0.27	406 - 381=25
Barb Farber	11915	78	152	145	186	148	479	153.01 - 152.76	= 0.26	479 - 456=23
Bev Walton	10252	75	136	127	138	166	431	136.96 - 136.69	= 0.27	431 - 408=23
Nicole J. Mulroney	13783	81	170	211	146	173	530	170.39 - 170.16	= 0.23	530 - 510=20
Gala Z. Sesna	10862	71	152	153	162	161	476	153.22 - 152.99	= 0.23	476 - 456=20
Angie C. Hauserman	9350	75	124	148	120	117	385	124.81 - 124.67	= 0.14	385 - 372=13
Amanda A. Sparr	2284	18	126	159	121	109	389	127.29 - 126.89	= 0.40	389 - 378=11
Linda K. Johnson	10553	84	125	139	109	136	384	125.71 - 125.63	= 0.08	384 - 375=9
Eileen M. McLaughlin	10889	84	129	130	139	124	393	129.68 - 129.63	= 0.05	393 - 387=6
Rebecca L. McPherson	15357	78	196	190	211	193	594	196.93 - 196.88	= 0.04	594 - 588=6
DeAnn M. Brickner	9005	69	130	108	139	147	394	130.54 - 130.51	= 0.03	394 - 390=4
Jacquie L. Slagle	12814	84	152	109	165	177	451	152.47 - 152.55	= -0.08	451 - 456=-5
Danielle S. Dorans	3437	36	95	78	93	104	275	95.18 - 95.47	= -0.29	275 - 285=-10
Jacqui Moore	7681	63	121	138	113	97	348	121.65 - 121.92	= -0.27	348 - 363=-15
Carol J. Fenstermacher	7425	69	107	113	100	88	301	107.31 - 107.61	= -0.30	301 - 321=-20
Cindy Gibbons	10755	72	149	102	161	148	411	148.88 - 149.38	= -0.49	411 - 447=-36
Wanda M. Westphalen	13976	87	160	157	136	135	428	160.04 - 160.64	= -0.60	428 - 480=-52
Sue A. Janssen	10948	81	135	104	121	120	345	134.44 - 135.16	= -0.72	345 - 405=-60

Pinette 2021-22

Big Apple Fun Center

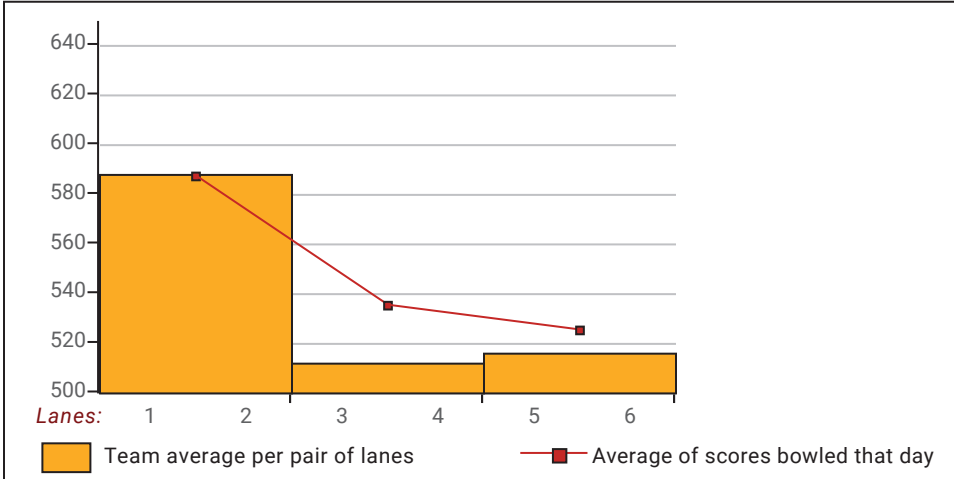
This report is for scores bowled April 22 which is Week 30 of 31

This Week's Statistics: Lefties vs Righties

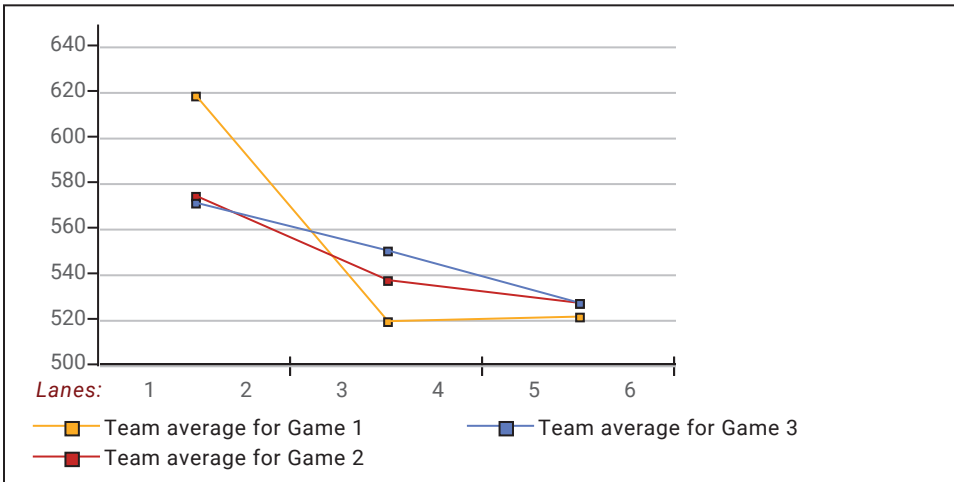
Unless designated left handed, bowlers are considered right handed.

	Over All	Right	Left
How many people bowled	24	23	1
Number of games bowled	72	69	3
Actual average of week's scores	137.38	137.39	137.00
How many games above average	37	35	2
How many games below average	35	34	1
Pins above/below average per game	2.67	2.04	17.00
How many people raised average	17	16	1
by this amount	0.37	0.32	1.18
How many people went down	7	7	--
by this amount	-0.39	-0.39	0.00
League average before bowling	135.28	135.93	120.49
League average after bowling	135.43	136.03	121.67
Change in league average	0.15	0.10	1.18
800s	--	--	--
775s	--	--	--
750s	--	--	--
725s	--	--	--
700s	--	--	--
675s	--	--	--
650s	--	--	--
625s	--	--	--
600s	--	--	--
575s	1	1	--
550s	--	--	--
525s	1	1	--
500s	1	1	--
475s	3	3	--
450s	1	1	--
425s	3	3	--
400s	3	2	1
below 400	11	11	--
300s	--	--	--
275s	--	--	--
250s	--	--	--
225s	--	--	--
200s	2	2	--
175s	7	7	--
150s	13	12	1
125s	23	22	1
100s	21	20	1
below 100	6	6	--

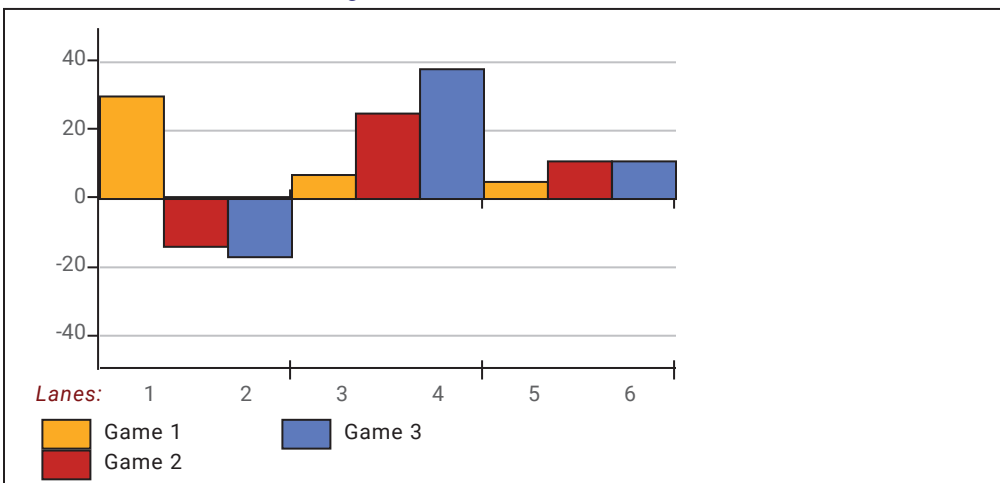
Team Average vs Avg of Scores



Average of Scores for Each Game

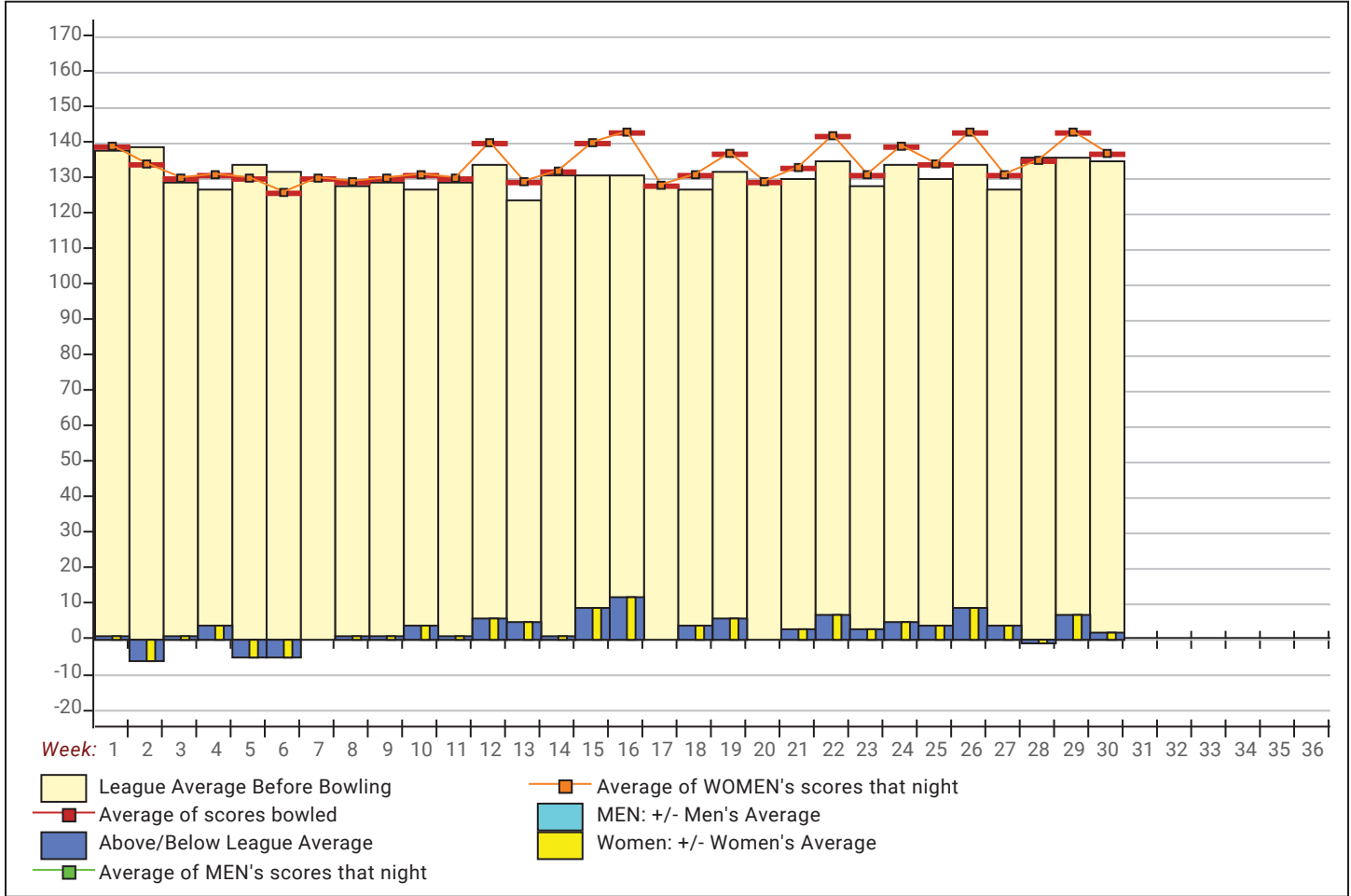


Amount Over/Under Team Average



This report is for scores bowled April 22 which is Week 30 of 31

League Average Week-by-Week



League Average Statistics for Last Week

	League	Right Hand	Left Hand
League Average Before Bowling	135.28	135.93	120.49
Average of scores bowled that night	137.38	137.39	137.00
New League Average After Bowling	135.43	136.03	121.67
Change in League Average	.15	.10	1.18
People Who Bowled Over Average	17	16	1
People Who Bowled Under Average	7	7	
Average Amount of Series Over Avg	22.94	21.19	51.00
Average Amount of Series Under Avg	-28.29	-28.29	
Difference Avg, NiteAvg	2.67	2.04	17.00
Number of Bowlers	24	23	1
Number of Games Bowled	72	69	3
People Who Raised Their Average	17	16	1
Raised By an Average of This Amount	.37	.32	1.18
People Who Lowered Their Average	7	7	
Lowered By an Average of This Amou	-.39	-.39	
Number of Games Bowled Over Avera	37	35	2
Number of Games Bowled Under Avera	35	34	1

Note: Averages are based only on people who bowled.

Pinette 2021-22

Big Apple Fun Center

Team Standings

Place	Team Name	Avg p/gm	Points Won	Points Lost	Year-To-Date WON	Y-T-D LOST
1	Kutsch Land & Cattle	523	88	47	161	109
2	Turners Body Shop	617	81 ½	53 ½	164 ½	105 ½
3	Versatile Roofing	482	81 ½	53 ½	140 ½	129 ½
4	Hilton's Pin Buster	517	54 ½	80 ½	113	157
5	Tooth Fairy	537	50	85	116	154
6	Sequel Bowling Bookworms	501	49 ½	85 ½	115	155

*** Although not shown, standings are determined by points only for the current split

Last Week's Top Scores

Scratch Game		Scratch Series		Handicap Game		Handicap Series	
211	Nicole Mulroney	594	Rebecca McPherson	247	Michelle Shultheis	631	Deb Hatcher
211	Rebecca McPherson	530	Nicole Mulroney	238	Nicole Mulroney	627	Carrie Ludeke
193	Deb Hatcher	502	Deb Hatcher	236	Deb Hatcher	616	Emilie Alonso
189	Michelle Shultheis	479	Barb Farber	236	Carrie Ludeke	614	Michelle Shultheis
186	Barb Farber	479	Denae Washington	229	Barb Farber	611	Nicole Mulroney
177	Denae Washington	476	Gala Sesna	225	Amanda Sparr	611	Denae Washington
177	Jacquie Slagle	451	Jacquie Slagle	223	Bev Walton	608	Barb Farber
166	Bev Walton	440	Michelle Shultheis	221	Denae Washington	605	Gala Sesna
164	Carrie Ludeke	431	Bev Walton	220	Jacquie Slagle	603	Rebecca McPherson
162	Gala Sesna	428	Wanda Westphalen	216	Angie Hauserman	602	Bev Walton

Local and Bowling Center Awards

Name	USBC ID Number	Award Average	Award Games	G1	G2	G3	Series	Award Score	Award Received
Carrie J. Ludeke	4136-223 USBC	120	39	135	112	164	411	411	400 Series (Local Assoc. Awards)
	4136-223 USBC	120	39	135	112	164	411	164	150 Game (Local Assoc. Awards)
Michelle Shultheis	4132-1316 USBC	135	27	189	130	121	440	189	175 Game (Local Assoc. Awards)

Pinette 2021-22

Friday 6:30 pm

Big Apple Fun Center

Lanes 7 - 12

President: Sue Janssen Vice President: Bev Walton
Secretary/Treasurer: Rebecca McPherson

Place	#	Team Name	Points Won	Points Lost	%Won	Pins + HDCP	Scratch Pins	Avg p/gm
1	3	Kutsch Land & Cattle	5	4	55.6	72968	48875	525
2	1	Turners Body Shop	4	5	44.4	73371	57354	616

Review of Last Week's Bowling.....

Lanes	Team Name	HDCP -1-	HDCP -2-	HDCP -3-	HDCP Total	Last Wk WON	Team Name	HDCP -1-	HDCP -2-	HDCP -3-	HDCP Total	Last Wk WON
7-8	Kutsch Land & Cattle	801	791	755	2347	5	<---> Turners Body Shop	743	805	777	2325	4

Thanks for bowling! We hope you had a good time. See you next season!

Last Week's Top Scores

Team Scratch Game		Team Scratch Series		Team Handicap Game		Team Handicap Series	
634	Turners Body Shop	1812	Turners Body Shop	805	Turners Body Shop	2347	Kutsch Land & Catt
595	Kutsch Land & Cattle	1729	Kutsch Land & Cattle	801	Kutsch Land & Cattle	2325	Turners Body Shop
Scratch Game		Scratch Series		Handicap Game		Handicap Series	
192	DeAnn Brickner	533	Nicole Mulroney	255	DeAnn Brickner	637	DeAnn Brickner
191	Nicole Mulroney	521	Rebecca McPherson	229	Amanda Sparr	614	Nicole Mulroney
179	Rebecca McPherson	458	Wanda Westphalen	226	Carol Fenstermacher	595	Amanda Sparr
165	Wanda Westphalen	448	DeAnn Brickner	218	Nicole Mulroney	594	Carol Fenstermacher
164	Amanda Sparr	421	Jacquie Slagle	217	Michelle Shultheis	586	Michelle Shultheis
160	Michelle Shultheis	415	Michelle Shultheis	201	Wanda Westphalen	566	Wanda Westphalen
151	Jacquie Slagle	400	Amanda Sparr	194	Jacquie Slagle	550	Jacquie Slagle
143	Carol Fenstermacher	345	Carol Fenstermacher	182	Rebecca McPherson	530	Rebecca McPherson

Team Rosters

1 - Turners Body Shop

Name	Avg	HDCP	Pins	Gms	Points Won	High Game	High Sers	HDCP Game	HDCP Sers	Most Improved Avg +/-	To Raise Avg +1	To Drop Avg -1	Weekly Over Avg Series Avg +/-
Karen L. Lopez	105	85	630	6	0.5	129	346	205	574		324	314	
Beth A. Carr	126	66	2659	21	2.0	154	430	224	640	126 +0.62	389	364	
Amanda A. Sparr	128	64	3073	24	6.0	164	406	229	595	127 +1.04	410	382	400 - 381=19
Karen L. Lopez	147	47	5326	36	8.0	193	494	242	632	146 +1.94	446	406	
Mandy D. Stubbs	151	44	2272	15	1.0	205	509	232	606		464	445	
Jacquie L. Slagle	152	43	13686	90	22.0	199	536	244	668	150 +2.07	543	449	421 - 456=-35
Wanda M. Westphalen	159	36	14862	93	23.0	225	626	264	743	148 +11.81	498	401	458 - 480=-22
Nicole J. Mulroney	170	27	14846	87	27.5	235	644	266	737	162 +8.64	544	453	533 - 510=23

2 - Sequel Bowling Bookworms

Name	Avg	HDCP	Pins	Gms	Points Won	High Game	High Sers	HDCP Game	HDCP Sers	Most Improved Avg +/-	To Raise Avg +1	To Drop Avg -1	Weekly Over Avg Series Avg +/-
Tia Baumann	88	100	2388	27	7.0	133	293	233	611	86 +2.44	282	251	
Danielle S. Dorans	95	94	3712	39	2.0	141	341	243	647	96 -0.82	320	277	
Jacqui Moore	121	71	8029	66	11.0	178	434	252	656	118 +3.65	389	319	
Angie C. Hauserman	124	68	9735	78	15.0	176	437	244	641	121 +3.81	390	308	
Peg Hickman	128	64	2306	18	2.0	176	454	239	643		403	381	
Deb L. Hatcher	153	42	10137	66	21.5	199	550	244	691	145 +8.59	489	419	
Allie E. Moore	173	24	3985	23	6.0	234	630	263	717	170 +3.26	539	512	

3 - Kutsch Land & Cattle

Name	Avg	HDCP	Pins	Gms	Points Won	High Game	High Sers	HDCP Game	HDCP Sers	Most Improved Avg +/-	To Raise Avg +1	To Drop Avg -1	Weekly Over Avg Series Avg +/-
Ann Daily	72	115	3888	54	10.0	125	294	247	669	56 +16.00	273	215	
Carol J. Fenstermacher	107	83	8071	75	9.5	154	387	248	649	101 +6.61	353	274	345 - 321=24
Michele R. Daily	120	72	5062	42	11.0	177	424	250	684	115 +5.52	383	337	
DeAnn M. Brickner	131	62	9847	75	13.0	192	461	255	652	128 +3.29	449	370	448 - 390=58
Michelle Shultheis	136	57	4512	33	7.0	201	521	266	716	137 -0.27	420	383	415 - 408=7
Rebecca L. McPherson	196	3	16472	84	43.5	268	687	273	705	194 +2.10	667	579	521 - 588=-67

Pinette 2021-22

4 - Tooth Fairy

<u>Name</u>	<u>Avg</u>	<u>HDCP</u>	<u>Pins</u>	<u>Gms</u>	<u>Points</u>	<u>High</u>	<u>High</u>	<u>HDCP</u>	<u>HDCP</u>	<u>Most Improved</u>		<u>To Raise</u>	<u>To Drop</u>	<u>Weekly Over Avg</u>
					<u>Won</u>	<u>Game</u>	<u>Sers</u>	<u>Game</u>	<u>Sers</u>	<u>Avg</u>	<u>+/-</u>	<u>Avg +1</u>	<u>Avg -1</u>	<u>Series Avg +/-</u>
Etha J. Griffin	127	65	11477	90	19.5	185	480	252	681	126	+1.52	427	333	
Eileen M. McLaughlin	129	63	11282	87	14.5	168	445	232	634	127	+2.68	418	327	
Bev Walton	136	57	10683	78	12.0	181	475	240	653	135	+1.96	414	332	
Cindy Gibbons	148	46	11166	75	13.5	199	551	250	696	140	+8.88	456	377	

5 - Versatile Roofing

<u>Name</u>	<u>Avg</u>	<u>HDCP</u>	<u>Pins</u>	<u>Gms</u>	<u>Points</u>	<u>High</u>	<u>High</u>	<u>HDCP</u>	<u>HDCP</u>	<u>Most Improved</u>		<u>To Raise</u>	<u>To Drop</u>	<u>Weekly Over Avg</u>
					<u>Won</u>	<u>Game</u>	<u>Sers</u>	<u>Game</u>	<u>Sers</u>	<u>Avg</u>	<u>+/-</u>	<u>Avg +1</u>	<u>Avg -1</u>	<u>Series Avg +/-</u>
Sandy L. Hauver	75	112	6298	83	16.0	109	285	224	636	69	+6.88	238	151	
Sue M. Isaac	87	101	1050	12	2.0	106	287	216	601			270	254	
Emilie E. Alonso	115	76	7942	69	7.0	165	424	239	646	118	-2.90	410	337	
Jaylene K. Bashore	116	75	696	6	2.0	160	366	241	609			357	347	
Barb Farber	153	42	12394	81	32.0	197	550	242	694	138	+15.01	542	457	
Gala Z. Sesna	153	42	11338	74	20.5	221	544	266	679	143	+10.22	520	442	

6 - Hilton's Pin Buster

<u>Name</u>	<u>Avg</u>	<u>HDCP</u>	<u>Pins</u>	<u>Gms</u>	<u>Points</u>	<u>High</u>	<u>High</u>	<u>HDCP</u>	<u>HDCP</u>	<u>Most Improved</u>		<u>To Raise</u>	<u>To Drop</u>	<u>Weekly Over Avg</u>
					<u>Won</u>	<u>Game</u>	<u>Sers</u>	<u>Game</u>	<u>Sers</u>	<u>Avg</u>	<u>+/-</u>	<u>Avg +1</u>	<u>Avg -1</u>	<u>Series Avg +/-</u>
Amy Barner	103	87	2167	21	4.0	126	352	212	604	103	+0.19	329	304	
Carrie J. Ludeke	121	71	5110	42	7.0	164	418	236	628	125	-3.33	380	334	
Linda K. Johnson	125	67	10937	87	15.0	187	441	259	660	119	+6.71	403	312	
Tammie J. Runions	133	60	5209	39	7.5	185	481	250	677	127	+6.56	419	376	
Sue A. Janssen	134	59	11293	84	13.0	178	495	237	672	131	+3.44	452	364	
Denae L. Washington	151	44	8941	59	14.0	201	587	252	728	139	+12.54	483	420	

Temporary Substitutes

<u>Name</u>	<u>Avg</u>	<u>HDCP</u>	<u>Pins</u>	<u>Gms</u>	<u>Points</u>	<u>High</u>	<u>High</u>	<u>HDCP</u>	<u>HDCP</u>	<u>Most Improved</u>		<u>To Raise</u>	<u>To Drop</u>	<u>Weekly Over Avg</u>
					<u>Won</u>	<u>Game</u>	<u>Sers</u>	<u>Game</u>	<u>Sers</u>	<u>Avg</u>	<u>+/-</u>	<u>Avg +1</u>	<u>Avg -1</u>	<u>Series Avg +/-</u>
Bambi L. Jones	119	72	358	3		140	358	212	574			362	355	
Michelle L. Limbach	203	0	609	3	2.0	212	609	212	609			615	608	
Lindsay L. McLaughlin	136	57	1227	9	2.0	171	438	231	609			417	404	
Susan M. Ohlrich	129	63	387	3	1.0	132	387	195	576			393	386	
MaryLee Swim	113	78	1704	15	2.0	146	375	226	624			348	329	

Individual High Averages

196.10	Rebecca McPherson	170.64	Nicole Mulroney	159.81	Wanda Westphalen	153.59	Deb Hatcher
153.22	Gala Sesna	153.01	Barb Farber	152.07	Jacque Slagle	148.88	Cindy Gibbons
136.96	Bev Walton	134.44	Sue Janssen	131.29	DeAnn Brickner	129.68	Eileen McLaughlin

Pinette 2021-22

Big Apple Fun Center

Reprint of Scores -- Championship Rolloff

Lane 7 3 - Kutsch Land & Cattle

Name	Old	Old	HDCP				
	Avg	HDCP	-1-	-2-	-3-	Total	Total
Carol J. Fenstermacher	107	83	97	143	105	345	594
DeAnn M. Brickner	130	63	192	109	147	448	637
Michelle Shultheis	136	57	127	160	128	415	586
Rebecca L. McPherson	196	3	179	173	169	521	530
			====	====	====	====	====
Scratch Total			595	585	549	1729	1729
Handicap			206	206	206		618
Total			801	791	755	1729	2347
Team Points Won			1.0	0.0	0.0	2.0	2.0
Match Points Won			0.0	0.0	0.0	3.0	3.0
Total Points Won			1.0	0.0	0.0	5.0	5.0

Lane 8 1 - Turners Body Shop

Name	Old	Old	HDCP				
	Avg	HDCP	-1-	-2-	-3-	Total	Total
Amanda A. Sparr	127	65	110	164	126	400	595
Jacquie L. Slagle	152	43	137	133	151	421	550
Wanda M. Westphalen	160	36	165	146	147	458	566
Nicole J. Mulrone	170	27	160	191	182	533	614
			====	====	====	====	====
Scratch Total			572	634	606	1812	1812
Handicap			171	171	171		513
Total			743	805	777	1812	2325
Team Points Won			0.0	1.0	1.0	2.0	2.0
Match Points Won			0.0	0.0	0.0	2.0	2.0
Total Points Won			0.0	1.0	1.0	4.0	4.0

Pinette 2021-22

Big Apple Fun Center

Match Points Won (This Week) -- Championship Rolloff

Lane 7 3 - Kutsch Land & Cattle

Name	Last Wk Won	Last Wk Lost	HDCP -1-	HDCP -2-	HDCP -3-	HDCP Total
Carol J. Fenstermacher		1.0	180	226	188	594
DeAnn M. Brickner	2.0		255	172	210	637
Michelle Shultheis	1.0		184	217	185	586
Rebecca L. McPherson		1.0	182	176	172	530
			====	====	====	====
<i>Scratch Total</i>			595	585	549	1729
<i>Handicap</i>			206	206	206	618
<i>Total</i>			801	791	755	2347
<i>Team Points Won</i>			1.0	0.0	0.0	2.0
<i>Match Points Won</i>			0.0	0.0	0.0	3.0
<i>Total Points Won</i>			1.0	0.0	0.0	5.0

Lane 8 1 - Turners Body Shop

Name	Last Wk Won	Last Wk Lost	HDCP -1-	HDCP -2-	HDCP -3-	HDCP Total
Amanda A. Sparr	1.0		175	229	191	595
Jacquie L. Slagle		1.0	180	176	194	550
Wanda M. Westphalen		1.0	201	182	183	566
Nicole J. Mulroney	1.0		187	218	209	614
			====	====	====	====
<i>Scratch Total</i>			572	634	606	1812
<i>Handicap</i>			171	171	171	513
<i>Total</i>			743	805	777	2325
<i>Team Points Won</i>			0.0	1.0	1.0	2.0
<i>Match Points Won</i>			0.0	0.0	0.0	2.0
<i>Total Points Won</i>			0.0	1.0	1.0	4.0

Pinette 2021-22

Big Apple Fun Center

Change in Average

Name	-----Old-----		Old					---Average Change---			Weekly Over Avg
	Pins	Games	Avg	-1-	-2-	-3-	Total	New	Old	---> +/-	Series Avg +/-
Emilie E. Alonso	7942	69	115				0	115.10	- 115.10	= 0.00	
Amy Barner	2167	21	103				0	103.19	- 103.19	= 0.00	
Jaylene K. Bashore	696	6	116				0	116.00	- 116.00	= 0.00	
Tia Baumann	2388	27	88				0	88.44	- 88.44	= 0.00	
DeAnn M. Brickner	9399	72	130	192	109	147	448	131.29	- 130.54	= 0.75	448 - 390=58
Beth A. Carr	2659	21	126				0	126.62	- 126.62	= 0.00	
Ann Daily	3888	54	72				0	72.00	- 72.00	= 0.00	
Michele R. Daily	5062	42	120				0	120.52	- 120.52	= 0.00	
Danielle S. Dorans	3712	39	95				0	95.18	- 95.18	= 0.00	
Barb Farber	12394	81	153				0	153.01	- 153.01	= 0.00	
Carol J. Fenstermacher	7726	72	107	97	143	105	345	107.61	- 107.31	= 0.31	345 - 321=24
Cindy Gibbons	11166	75	148				0	148.88	- 148.88	= 0.00	
Etha J. Griffin	11477	90	127				0	127.52	- 127.52	= 0.00	
Deb L. Hatcher	10137	66	153				0	153.59	- 153.59	= 0.00	
Angie C. Hauserman	9735	78	124				0	124.81	- 124.81	= 0.00	
Sandy L. Hauver	6298	83	75				0	75.88	- 75.88	= 0.00	
Peg Hickman	2306	18	128				0	128.11	- 128.11	= 0.00	
Sue M. Isaac	1050	12	87				0	87.50	- 87.50	= 0.00	
Sue A. Janssen	11293	84	134				0	134.44	- 134.44	= 0.00	
Linda K. Johnson	10937	87	125				0	125.71	- 125.71	= 0.00	
Bambi L. Jones	358	3	119				0	119.33	- 119.33	= 0.00	
Michelle L. Limbach	609	3	203				0	203.00	- 203.00	= 0.00	
Karen L. Lopez	5326	36	147				0	147.94	- 147.94	= 0.00	
Karen L. Lopez	630	6	105				0	105.00	- 105.00	= 0.00	
Carrie J. Ludeke	5110	42	121				0	121.67	- 121.67	= 0.00	
Eileen M. McLaughlin	11282	87	129				0	129.68	- 129.68	= 0.00	
Lindsay L. McLaughlin	1227	9	136				0	136.33	- 136.33	= 0.00	
Rebecca L. McPherson	15951	81	196	179	173	169	521	196.10	- 196.93	= -0.83	521 - 588=-67
Allie E. Moore	3985	23	173				0	173.26	- 173.26	= 0.00	
Jacqui Moore	8029	66	121				0	121.65	- 121.65	= 0.00	
Nicole J. Mulroney	14313	84	170	160	191	182	533	170.64	- 170.39	= 0.25	533 - 510=23
Susan M. Ohlrich	387	3	129				0	129.00	- 129.00	= 0.00	
Tammie J. Runions	5209	39	133				0	133.56	- 133.56	= 0.00	
Gala Z. Sesna	11338	74	153				0	153.22	- 153.22	= 0.00	
Michelle Shultheis	4097	30	136	127	160	128	415	136.73	- 136.57	= 0.16	415 - 408=7
Jacquie L. Slagle	13265	87	152	137	133	151	421	152.07	- 152.47	= -0.40	421 - 456=-35
Amanda A. Sparr	2673	21	127	110	164	126	400	128.04	- 127.29	= 0.76	400 - 381=19
Mandy D. Stubbs	2272	15	bk151				0	151.47	- 151.47	= 0.00	

Pinette 2021-22

<u>Name</u>	<u>-----Old-----</u>		<u>Old</u>					<u>---Average Change---</u>			<u>Weekly Over Avg</u>
	<u>Pins</u>	<u>Games</u>	<u>Avg</u>	<u>-1-</u>	<u>-2-</u>	<u>-3-</u>	<u>Total</u>	<u>New - Old</u>	<u>---> +/-</u>	<u>Series Avg +/-</u>	
MaryLee Swim	1704	15	113				0	113.60 - 113.60	=	0.00	
Bev Walton	10683	78	136				0	136.96 - 136.96	=	0.00	
Denae L. Washington	8941	59	151				0	151.54 - 151.54	=	0.00	
Wanda M. Westphalen	14404	90	160	165	146	147	458	159.81 - 160.04	=	-0.24	458 - 480=-22

Pinette 2021-22

Big Apple Fun Center

* Bowlers listed must have a minimum of 1 games.

High Average Listing

	<u>Name</u>	<u>True Average</u>	<u>Pins</u>	<u>Gms</u>	<u>To Raise Avg +1</u>	<u>To Drop Avg -1</u>
1	Michelle L. Limbach	203.00	609	3	615	608
2	Rebecca L. McPherson	196.10	16472	84	667	579
3	Allie E. Moore	173.26	3985	23	539	512
4	Nicole J. Mulroney	170.64	14846	87	544	453
5	Wanda M. Westphalen	159.81	14862	93	498	401
6	Deb L. Hatcher	153.59	10137	66	489	419
7	Gala Z. Sesna	153.22	11338	74	520	442
8	Barb Farber	153.01	12394	81	542	457
9	Jacquie L. Slagle	152.07	13686	90	543	449
10	Denae L. Washington	151.54	8941	59	483	420
11	Mandy D. Stubbs	151.47	2272	15	464	445
12	Cindy Gibbons	148.88	11166	75	456	377
13	Karen L. Lopez	147.94	5326	36	446	406
14	Bev Walton	136.96	10683	78	414	332
15	Michelle Shultheis	136.73	4512	33	420	383
16	Lindsay L. McLaughlin	136.33	1227	9	417	404
17	Sue A. Janssen	134.44	11293	84	452	364
18	Tammie J. Runions	133.56	5209	39	419	376
19	DeAnn M. Brickner	131.29	9847	75	449	370
20	Eileen M. McLaughlin	129.68	11282	87	418	327
21	Susan M. Ohlrich	129.00	387	3	393	386
22	Peg Hickman	128.11	2306	18	403	381
23	Amanda A. Sparr	128.04	3073	24	410	382
24	Etha J. Griffin	127.52	11477	90	427	333
25	Beth A. Carr	126.62	2659	21	389	364
26	Linda K. Johnson	125.71	10937	87	403	312
27	Angie C. Hauserman	124.81	9735	78	390	308
28	Carrie J. Ludeke	121.67	5110	42	380	334
29	Jacqui Moore	121.65	8029	66	389	319
30	Michele R. Daily	120.52	5062	42	383	337
31	Bambi L. Jones	119.33	358	3	362	355
32	Jaylene K. Bashore	116.00	696	6	357	347
33	Emilie E. Alonso	115.10	7942	69	410	337
34	MaryLee Swim	113.60	1704	15	348	329
35	Carol J. Fenstermacher	107.61	8071	75	353	274
36	Karen L. Lopez	105.00	630	6	324	314
37	Amy Barner	103.19	2167	21	329	304
38	Danielle S. Dorans	95.18	3712	39	320	277
39	Tia Baumann	88.44	2388	27	282	251
40	Sue M. Isaac	87.50	1050	12	270	254
41	Sandy L. Hauver	75.88	6298	83	238	151
42	Ann Daily	72.00	3888	54	273	215

Pinette 2021-22

Big Apple Fun Center

* Bowlers listed must have a minimum of 1 games.

Most Pins Over Average

Name	-----Old-----		Old				---Average Change---			Weekly Over Avg
	Pins	Games	Avg	-1-	-2-	-3-	Total	New - Old	---> +/-	Series Avg +/-
DeAnn M. Brickner	9399	72	130	192	109	147	448	131.29 - 130.54	= 0.75	448 - 390=58
Carol J. Fenstermacher	7726	72	107	97	143	105	345	107.61 - 107.31	= 0.31	345 - 321=24
Nicole J. Mulroney	14313	84	170	160	191	182	533	170.64 - 170.39	= 0.25	533 - 510=23
Amanda A. Sparr	2673	21	127	110	164	126	400	128.04 - 127.29	= 0.76	400 - 381=19
Michelle Shultheis	4097	30	136	127	160	128	415	136.73 - 136.57	= 0.16	415 - 408=7
Wanda M. Westphalen	14404	90	160	165	146	147	458	159.81 - 160.04	= -0.24	458 - 480=-22
Jacquie L. Slagle	13265	87	152	137	133	151	421	152.07 - 152.47	= -0.40	421 - 456=-35
Rebecca L. McPherson	15951	81	196	179	173	169	521	196.10 - 196.93	= -0.83	521 - 588=-67

Pinette 2021-22

Big Apple Fun Center

This report is for scores bowled April 29

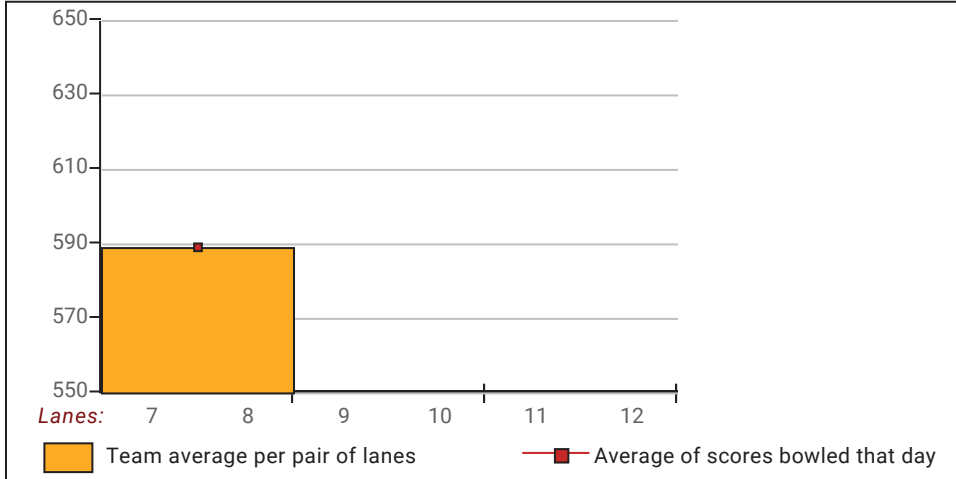
This Week's Statistics: Lefties vs Righties

Unless designated left handed, bowlers are considered right handed.

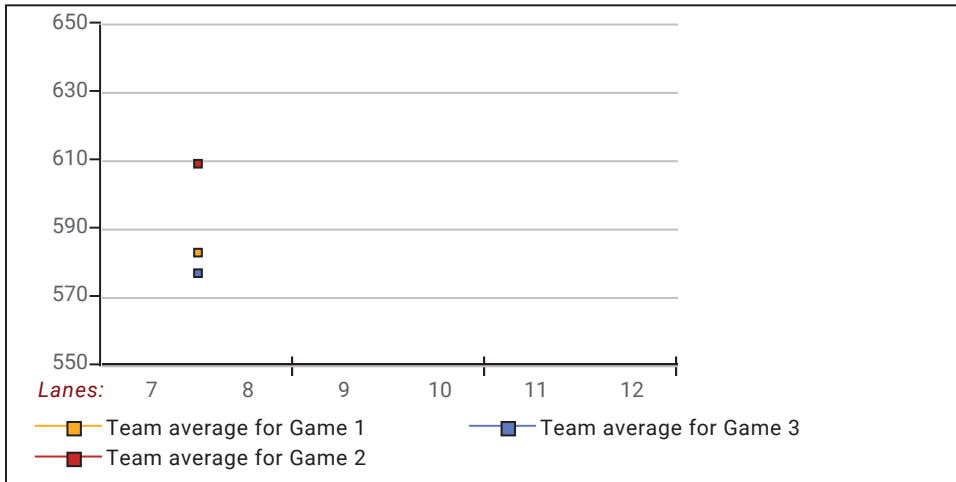
	Over All	Right	Left
How many people bowled	8	8	0
Number of games bowled	24	24	0
Actual average of week's scores	147.54	147.54	0.00
How many games above average	8	8	0
How many games below average	16	16	0
Pins above/below average per game	0.29	0.29	0.00
How many people raised average	5	5	--
by this amount	0.45	0.45	0.00
How many people went down	3	3	--
by this amount	-0.49	-0.49	0.00
League average before bowling	147.69	147.69	0.00
League average after bowling	147.79	147.79	0.00
Change in league average	0.09	0.09	0.00
800s	--	--	--
775s	--	--	--
750s	--	--	--
725s	--	--	--
700s	--	--	--
675s	--	--	--
650s	--	--	--
625s	--	--	--
600s	--	--	--
575s	--	--	--
550s	--	--	--
525s	1	1	--
500s	1	1	--
475s	--	--	--
450s	1	1	--
425s	1	1	--
400s	3	3	--
below 400	1	1	--
300s	--	--	--
275s	--	--	--
250s	--	--	--
225s	--	--	--
200s	--	--	--
175s	4	4	--
150s	7	7	--
125s	9	9	--
100s	3	3	--
below 100	1	1	--

This report is for scores bowled April 29

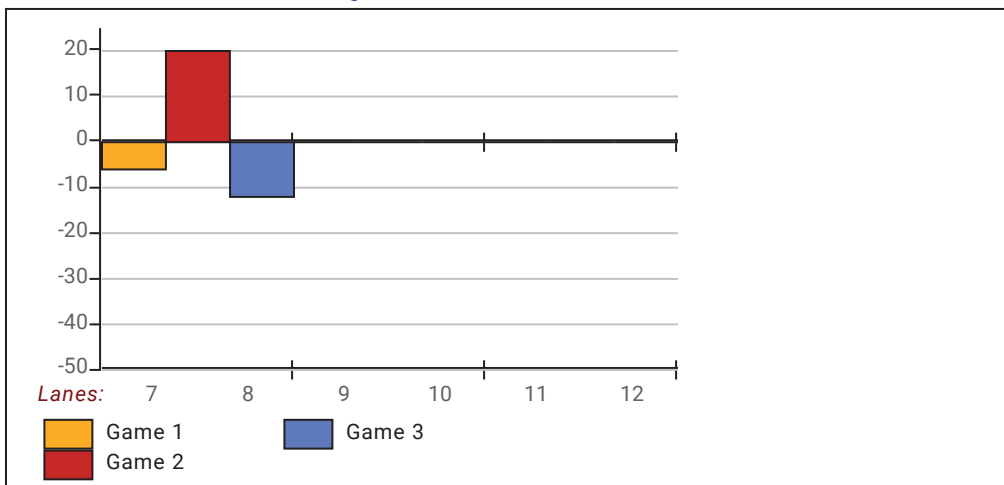
Team Average vs Avg of Scores



Average of Scores for Each Game

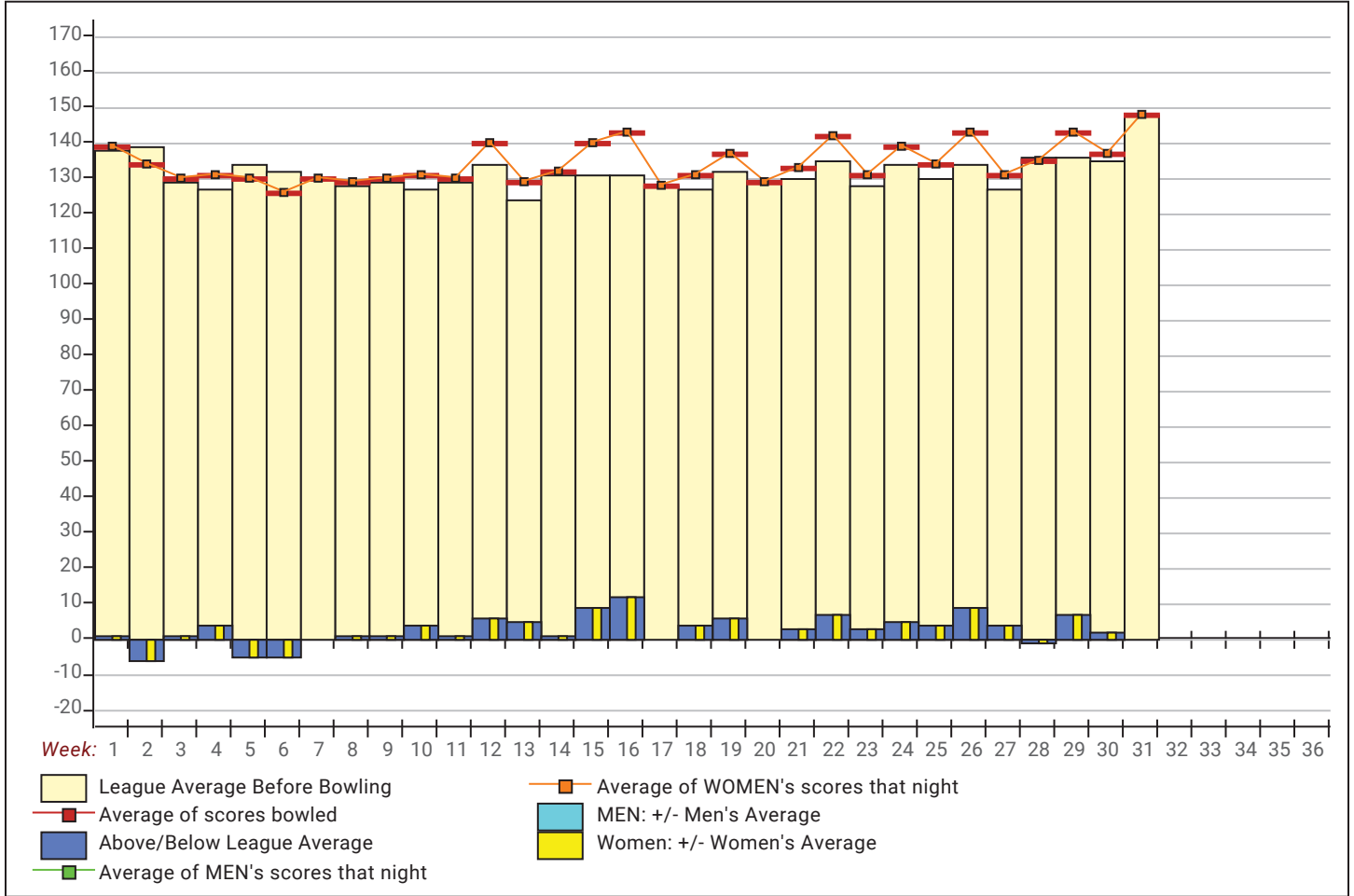


Amount Over/Under Team Average



This report is for scores bowled April 29

League Average Week-by-Week



League Average Statistics for Last Week

	League	Right Hand	Left Hand
League Average Before Bowling	147.69	147.69	
Average of scores bowled that night	147.54	147.54	
New League Average After Bowling	147.79	147.79	
Change in League Average	.09	.09	
People Who Bowled Over Average	5	5	
People Who Bowled Under Average	3	3	
Average Amount of Series Over Avg	26.20	26.20	
Average Amount of Series Under Avg	-41.33	-41.33	
Difference Avg, NiteAvg	.29	.29	
Number of Bowlers	8	8	
Number of Games Bowled	24	24	
People Who Raised Their Average	5	5	
Raised By an Average of This Amount	.45	.45	
People Who Lowered Their Average	3	3	
Lowered By an Average of This Amou	-.49	-.49	
Number of Games Bowled Over Avera	8	8	
Number of Games Bowled Under Avera	16	16	

Note: Averages are based only on people who bowled.

Pinette 2021-22

Big Apple Fun Center

Place	Team Name	Avg p/gm	Points Won	Points Lost	Year-To-Date WON	Y-T-D LOST
1	Kutsch Land & Cattle	525	5	4	166	113
2	Turners Body Shop	616	4	5	168½	110½

*** Although not shown, standings are determined by points only for the current split

Last Week's Top Scores

Scratch Game		Scratch Series		Handicap Game		Handicap Series	
192	DeAnn Brickner	533	Nicole Mulroney	255	DeAnn Brickner	637	DeAnn Brickner
191	Nicole Mulroney	521	Rebecca McPherson	229	Amanda Sparr	614	Nicole Mulroney
179	Rebecca McPherson	458	Wanda Westphalen	226	Carol Fenstermacher	595	Amanda Sparr
165	Wanda Westphalen	448	DeAnn Brickner	218	Nicole Mulroney	594	Carol Fenstermacher
164	Amanda Sparr	421	Jacquie Slagle	217	Michelle Shultheis	586	Michelle Shultheis
160	Michelle Shultheis	415	Michelle Shultheis	201	Wanda Westphalen	566	Wanda Westphalen
151	Jacquie Slagle	400	Amanda Sparr	194	Jacquie Slagle	550	Jacquie Slagle
143	Carol Fenstermacher	345	Carol Fenstermacher	182	Rebecca McPherson	530	Rebecca McPherson

Local and Bowling Center Awards

Name	USBC ID Number	Award Average	Award Games	G1	G2	G3	Series	Award Score	Award Received
DeAnn M. Brickner	4132-1016 USBC	130	72	192	109	147	448	192	175 Game (Local Assoc. Awards)