

Hot Shots 2021-22

Tuesday 6:30 pm

Big Apple Fun Center

Lanes 11 - 18

President: Nick Kidd (308)627-6139 nickkidd79@gmail.com

Secretary/Treasurer: (____)____-_____

Team Standings

Place	#	Team Name	Points Won	Points Lost	%Won	Pins + HDCP	Scratch Pins	Avg p/gm	Year-To-Date WON	Y-T-D LOST	Y-T-D % WON
1	4	-1 Club	35½	12½	74.0	55958	35480	514	62½	29½	67.9
2	2	Team 2	32	16	66.7	54963	29148	422	44	48	47.8
3	3	Kearney Hamboners	25½	22½	53.1	54775	35965	521	56½	35½	61.4
4	6	Oh No Our Table is Broken	24½	23½	51.0	54192	28386	411	37½	54½	40.8
5	5	Team 5	21½	26½	44.8	51861	28200	427	38½	53½	41.8
6	7	Team 7	10	14	41.7	12459	4719	262	10	14	41.7
7	1	Hunter Conner	19	29	39.6	52035	29466	446	51	41	55.4
8	8	BYE	0	24		0	0		0	24	

**** Teams appear out of order because standings are determined by percentage of wins to losses, NOT total points**

Review of Last Week's Bowling.....

Lanes	Team Name	HDCP -1-	HDCP -2-	HDCP -3-	HDCP Total	Last Wk WON	Team Name	HDCP -1-	HDCP -2-	HDCP -3-	HDCP Total	Last Wk WON
11-12	Kearney Hamboners	764	764	688	2216	3	<---> Hunter Conner	691	734	771	2196	1
13-14	-1 Club	772	772	787	2331	4	<---> Team 2	693	695	681	2069	0
15-16	BYE	0	0	0	0	0	<---> Oh No Our Table is Br	726	700	793	2219	4
17-18	Team 7	696	711	685	2092	1	<---> Team 5	745	692	774	2211	3

Thanks for bowling! We hope you had a good time. See you next season!

Last Week's Top Scores

	Scratch Game	Scratch Series	Handicap Game	Handicap Series
Men	181 Drey Sanchez	511 Drey Sanchez	220 Andrew Thompson	601 Drey Sanchez
	168 Andrew Thompson	430 Andrew Thompson	211 Drey Sanchez	586 Andrew Thompson
	120 Ian Bavousett	329 Ian Bavousett	185 Ian Bavousett	524 Ian Bavousett
Boys	189 Justin Hodges	502 Justin Hodges	236 Turner Johnson	607 Justin Hodges
	167 Turner Johnson	470 Cruz Evans	224 Justin Hodges	596 Hudson Foster
	166 Cruz Evans	414 Weston Sklenar	213 Hudson Foster	594 Weston Sklenar
Girls	177 Amanda Hodges	415 Amanda Hodges	241 Amanda Hodges	616 Tulsa Orcutt
	154 Keira Walburn	410 Keira Walburn	214 Tulsa Orcutt	607 Amanda Hodges
	143 Tulsa Orcutt	403 Tulsa Orcutt	214 Brylee Koubek	584 Keira Walburn

Season High Scores

Bowlers must have completed a minimum of 48 games to be eligible for any league award.

	Scratch Game	Scratch Series	Handicap Game	Handicap Series
Men	226 Drey Sanchez	586 Drey Sanchez	284 Drey Sanchez	744 Drey Sanchez
	196 Andrew Thompson	489 Andrew Thompson	263 Andrew Thompson	708 Ian Bavousett
	179 Ian Bavousett	459 Ian Bavousett	260 Ian Bavousett	684 Andrew Thompson
Boys	249 Cruz Evans	610 Cruz Evans	300 Justin Hodges	767 Justin Hodges
	224 Justin Hodges	569 Justin Hodges	286 Cruz Evans	721 Cruz Evans
	188 Jeremiah Johnson	458 Jeremiah Johnson	276 Hudson Foster	698 Hudson Foster
Girls	177 Amanda Hodges	452 Amanda Hodges	252 Brylee Koubek	703 Livy Bailey
	175 Keira Walburn	432 Keira Walburn	247 Keira Walburn	677 Keira Walburn
	153 Brylee Koubek	411 Tulsa Orcutt	245 Tulsa Orcutt	672 Tulsa Orcutt

Team Rosters

1 - Hunter Conner

Name	Avg	HDCP	Pins	Gms	High Game	High Sers	HDCP Game	HDCP Sers	Most Improved Avg +/-	To Raise Avg +1	To Drop Avg -1	Weekly Over Avg Series Avg +/-
Cruz A. Evans	169	24	10649	63	249	610	286	721	156 +13.03	571	504	470 - 507=37
Josh Mashak	79	96	1673	21	110	254	227	612	80 -0.33	247	222	
Hudson J. Foster	100	80	5702	57	159	409	276	698	88 +12.04	358	297	356 - 297=59
Turner H. Johnson	115	68	1380	12	173	387	281	732	115 0.00	360	344	356 - 339=17

Hot Shots 2021-22

2 - Team 2

<u>Name</u>	<u>Avg</u>	<u>HDCP</u>	<u>Pins</u>	<u>Gms</u>	<u>High Game</u>	<u>High Sers</u>	<u>HDCP Game</u>	<u>HDCP Sers</u>	<u>Most Improved Avg +/-</u>	<u>To Raise Avg +1</u>	<u>To Drop Avg -1</u>	<u>Weekly Over Avg Series Avg +/-</u>
Tyler J. Hodges	97	82	4683	48	150	407	242	683	87 +10.56	315	263	
Landen J. Tilley	112	70	5405	48	152	400	233	654	111 +1.60	358	306	
Landon C. Kidd	107	74	4828	45	154	403	262	705	90 +17.29	356	307	
Jeremiah A. Johnson	118	65	7458	63	188	458	255	685	98 +20.38	396	329	338 - 354=-16

3 - Kearney Hamboners

<u>Name</u>	<u>Avg</u>	<u>HDCP</u>	<u>Pins</u>	<u>Gms</u>	<u>High Game</u>	<u>High Sers</u>	<u>HDCP Game</u>	<u>HDCP Sers</u>	<u>Most Improved Avg +/-</u>	<u>To Raise Avg +1</u>	<u>To Drop Avg -1</u>	<u>Weekly Over Avg Series Avg +/-</u>
Andrew B. Thompson	134	52	9289	69	196	489	263	684	132 +2.62	431	358	430 - 402=28
Ian F. Bavousett	118	65	8181	69	179	459	260	708	126 -7.43	387	314	329 - 354=-25
Drey A. Sanchez	163	29	11257	69	226	586	284	744	154 +9.14	551	478	511 - 486=25
Blayne A. Johnson	100	80	4217	42	172	381	307	781	92 +8.40	328	282	268 - 303=-35

4 - -1 Club

<u>Name</u>	<u>Avg</u>	<u>HDCP</u>	<u>Pins</u>	<u>Gms</u>	<u>High Game</u>	<u>High Sers</u>	<u>HDCP Game</u>	<u>HDCP Sers</u>	<u>Most Improved Avg +/-</u>	<u>To Raise Avg +1</u>	<u>To Drop Avg -1</u>	<u>Weekly Over Avg Series Avg +/-</u>
Justin M. Hodges	156	35	10800	69	224	569	300	767	150 +6.52	504	431	502 - 468=34
Weston R. Sklenar	125	60	8680	69	156	416	234	663	110 +15.80	392	319	414 - 375=39
Keira R. Walburn	127	58	8823	69	175	432	247	677	113 +14.87	393	320	410 - 381=29
Braiden L. DaCruz	163	29	2458	15	219	552	256	663	160 +3.87	494	475	

5 - Team 5

<u>Name</u>	<u>Avg</u>	<u>HDCP</u>	<u>Pins</u>	<u>Gms</u>	<u>High Game</u>	<u>High Sers</u>	<u>HDCP Game</u>	<u>HDCP Sers</u>	<u>Most Improved Avg +/-</u>	<u>To Raise Avg +1</u>	<u>To Drop Avg -1</u>	<u>Weekly Over Avg Series Avg +/-</u>
Jazlyn M. Turner	103	77	3414	33	131	346	227	637	106 -2.55	330	293	
Tulsa S. Orcutt	113	69	7136	63	151	411	245	672	110 +3.27	388	321	403 - 333=70
Brylee L. Koubek	101	79	5757	57	153	407	252	651	89 +12.00	363	302	338 - 300=38
Emily G. Smith	111	71	1678	15	144	379	218	601	114 -2.13	338	319	303 - 342=-39

6 - Oh No Our Table is Broken

<u>Name</u>	<u>Avg</u>	<u>HDCP</u>	<u>Pins</u>	<u>Gms</u>	<u>High Game</u>	<u>High Sers</u>	<u>HDCP Game</u>	<u>HDCP Sers</u>	<u>Most Improved Avg +/-</u>	<u>To Raise Avg +1</u>	<u>To Drop Avg -1</u>	<u>Weekly Over Avg Series Avg +/-</u>
Amanda R. Hodges	121	63	7987	66	177	452	243	654	112 +9.02	431	361	415 - 360=55
Livy R. Bailey	85	92	4865	57	123	349	241	703	80 +5.35	295	234	292 - 252=40
VACANT	120	64	0	0	0	0						
VACANT	120	64	0	0	0	0						

7 - Team 7

<u>Name</u>	<u>Avg</u>	<u>HDCP</u>	<u>Pins</u>	<u>Gms</u>	<u>High Game</u>	<u>High Sers</u>	<u>HDCP Game</u>	<u>HDCP Sers</u>	<u>Most Improved Avg +/-</u>	<u>To Raise Avg +1</u>	<u>To Drop Avg -1</u>	<u>Weekly Over Avg Series Avg +/-</u>
Dylan T. Ryan	44	124	404	9	76	156	235	633		136	123	
Kollin Bailey	29	136	627	21	65	154	231	626	18 +11.86	93	68	154 - 78=76
Jacob M. Johnson	78	97	4240	54	124	315	257	693	67 +11.52	263	205	
VACANT	120	64	0	0	0	0						

8 - BYE

Individual High Averages

Men	163.14	Drey Sanchez	134.62	Andrew Thompson	118.57	Ian Bavousett
Boys	169.03	Cruz Evans	156.52	Justin Hodges	125.80	Weston Sklenar
Girls	127.87	Keira Walburn	121.02	Amanda Hodges	113.27	Tulsa Orcutt

Most Improved Average

Men	154 to 163.14 = +9.14	Drey Sanchez	132 to 134.62 = +2.62	Andrew Thomps	126 to 118.57 = -7.43	Ian Bavousett
Boys	98 to 118.38 = +20.38	Jeremiah Johnso	110 to 125.80 = +15.80	Weston Sklenar	156 to 169.03 = +13.03	Cruz Evans
Girls	113 to 127.87 = +14.87	Keira Walburn	89 to 101.00 = +12.00	Brylee Koubek	112 to 121.02 = +9.02	Amanda Hodges

Most Un-Improved Averages

Men	126 to 118.57 = -7.43	Ian Bavousett	132 to 134.62 = +2.62	Andrew Thomps	154 to 163.14 = +9.14	Drey Sanchez
Boys	80 to 79.67 = -0.33	Josh Mashak	115 to 115.00 = 0.00	Turner Johnson	111 to 112.60 = +1.60	Landen Tilley
Girls	106 to 103.45 = -2.55	Jazlyn Turner	114 to 111.87 = -2.13	Emily Smith	110 to 113.27 = +3.27	Tulsa Orcutt

Hot Shots 2021-22

Big Apple Fun Center Reprint of Scores -- Week 23

Lane 11 3 - Kearney Hamboners Week 23 4/5/2022

Name	Old Avg	Old HDCP	-1-	-2-	-3-	Total	HDCP Total
Andrew B. Thompson	134	52	146	168	116	430	586
Ian F. Bavousett	118	65	120	117	92	329	524
Drey A. Sanchez	162	30	181	157	173	511	601
Blayne A. Johnson	101	79	91	96	81	268	505
			====	====	====	====	====
Scratch Total			538	538	462	1538	1538
Handicap			226	226	226		678
Total			764	764	688	1538	2216
Team Points Won			1.0	1.0	0.0	3.0	3.0

Lane 12 1 - Hunter Conner Week 23 4/5/2022

Name	Old Avg	Old HDCP	-1-	-2-	-3-	Total	HDCP Total
Cruz A. Evans	169	24	166	153	151	470	542
Josh Mashak	79	96	a69	a69	a69	207	495
Hudson J. Foster	99	80	108	133	115	356	596
Turner H. Johnson	113	69	79	110	167	356	563
			====	====	====	====	====
Scratch Total			422	465	502	1389	1389
Handicap			269	269	269		807
Total			691	734	771	1389	2196
Team Points Won			0.0	0.0	1.0	1.0	1.0

Lane 13 4 - -1 Club Week 23 4/5/2022

Name	Old Avg	Old HDCP	-1-	-2-	-3-	Total	HDCP Total
Justin M. Hodges	156	35	157	156	189	502	607
Weston R. Sklenar	125	60	148	127	139	414	594
Keira R. Walburn	127	58	132	154	124	410	584
Braiden L. DaCruz	163	29	a153	a153	a153	459	546
			====	====	====	====	====
Scratch Total			590	590	605	1785	1785
Handicap			182	182	182		546
Total			772	772	787	1785	2331
Team Points Won			1.0	1.0	1.0	4.0	4.0

Lane 14 2 - Team 2 Week 23 4/5/2022

Name	Old Avg	Old HDCP	-1-	-2-	-3-	Total	HDCP Total
Tyler J. Hodges	97	82	a87	a87	a87	261	507
Landen J. Tilley	112	70	a102	a102	a102	306	516
Landon C. Kidd	107	74	a97	a97	a97	291	513
Jeremiah A. Johnson	118	65	116	118	104	338	533
			====	====	====	====	====
Scratch Total			402	404	390	1196	1196
Handicap			291	291	291		873
Total			693	695	681	1196	2069
Team Points Won			0.0	0.0	0.0	0.0	0.0

Lane 15 8 - BYE Week 23 4/5/2022

Name	Old Avg	Old HDCP	-1-	-2-	-3-	Total	HDCP Total
No one bowled							

Lane 16 6 - Oh No Our Table is Broken Week 23 4/5/2022

Name	Old Avg	Old HDCP	-1-	-2-	-3-	Total	HDCP Total
Amanda R. Hodges	120	64	127	111	177	415	607
Livy R. Bailey	84	92	95	85	112	292	568
VACANT	120	64	a110	a110	a110	330	522
VACANT	120	64	a110	a110	a110	330	522
			====	====	====	====	====
Scratch Total			442	416	509	1367	1367
Handicap			284	284	284		852
Total			726	700	793	1367	2219
Team Points Won			1.0	1.0	1.0	4.0	4.0

Lane 17 7 - Team 7 Week 23 4/5/2022

Name	Old Avg	Old HDCP	-1-	-2-	-3-	Total	HDCP Total
Dylan T. Ryan	44	124	a34	a34	a34	102	474
Kollin Bailey	26	139	50	65	39	154	571
Jacob M. Johnson	78	97	a68	a68	a68	204	495
VACANT	120	64	v120	v120	v120	360	552
			====	====	====	====	====
Scratch Total			272	287	261	820	820
Handicap			424	424	424		1272
Total			696	711	685	820	2092
Team Points Won			0.0	1.0	0.0	1.0	1.0

Lane 18 5 - Team 5 Week 23 4/5/2022

Name	Old Avg	Old HDCP	-1-	-2-	-3-	Total	HDCP Total
Jazlyn M. Turner	103	77	a93	a93	a93	279	510
Tulsa S. Orcutt	111	71	143	124	136	403	616
has Prebowl/MakeUp. True Av		71					
Brylee L. Koubek	100	80	122	82	134	338	578
Emily G. Smith	114	68	91	97	115	303	507
			====	====	====	====	====
Scratch Total			449	396	478	1323	1323
Handicap			296	296	296		888
Total			745	692	774	1323	2211
Team Points Won			1.0	0.0	1.0	3.0	3.0

Hot Shots 2021-22

Big Apple Fun Center

Change in Average

Name	-----Old-----		Old				Total	---Average Change---			Weekly Over Avg
	Pins	Games	Avg	-1-	-2-	-3-		New - Old	---> +/-	Series Avg +/-	
Kollin Bailey	473	18	26	50	65	39	154	29.86	- 26.28	= 3.58	154 - 78=76
Livy R. Bailey	4573	54	84	95	85	112	292	85.35	- 84.69	= 0.67	292 - 252=40
Ian F. Bavousett	7852	66	118	120	117	92	329	118.57	- 118.97	= -0.40	329 - 354=-25
Braiden L. DaCruz	2458	15	163	a153	a153	a153	459	163.87	- 163.87	= 0.00	
Cruz A. Evans	10179	60	169	166	153	151	470	169.03	- 169.65	= -0.62	470 - 507=-37
Hudson J. Foster	5346	54	99	108	133	115	356	100.04	- 99.00	= 1.04	356 - 297=59
Amanda R. Hodges	7572	63	120	127	111	177	415	121.02	- 120.19	= 0.82	415 - 360=55
Justin M. Hodges	10298	66	156	157	156	189	502	156.52	- 156.03	= 0.49	502 - 468=34
Tyler J. Hodges	4683	48	97	a87	a87	a87	261	97.56	- 97.56	= 0.00	
Blayne A. Johnson	3949	39	101	91	96	81	268	100.40	- 101.26	= -0.85	268 - 303=-35
Jacob M. Johnson	4240	54	78	a68	a68	a68	204	78.52	- 78.52	= 0.00	
Jeremiah A. Johnson	7120	60	118	116	118	104	338	118.38	- 118.67	= -0.29	338 - 354=-16
Turner H. Johnson	1024	9	113	79	110	167	356	115.00	- 113.78	= 1.22	356 - 339=17
Landon C. Kidd	4828	45	107	a97	a97	a97	291	107.29	- 107.29	= 0.00	
Brylee L. Koubek	5419	54	100	122	82	134	338	101.00	- 100.35	= 0.65	338 - 300=38
Josh Mashak	1673	21	79	a69	a69	a69	207	79.67	- 79.67	= 0.00	
Tulsa S. Orcutt	6362	57	111	143	124	136	403	113.27	- 111.61	= 1.66	403 - 333=70
Dylan T. Ryan	404	9	44	a34	a34	a34	102	44.89	- 44.89	= 0.00	
Drey A. Sanchez	10746	66	162	181	157	173	511	163.14	- 162.82	= 0.33	511 - 486=25
Weston R. Sklenar	8266	66	125	148	127	139	414	125.80	- 125.24	= 0.55	414 - 375=39
Emily G. Smith	1375	12	114	91	97	115	303	111.87	- 114.58	= -2.72	303 - 342=-39
Andrew B. Thompson	8859	66	134	146	168	116	430	134.62	- 134.23	= 0.40	430 - 402=28
Landen J. Tilley	5405	48	112	a102	a102	a102	306	112.60	- 112.60	= 0.00	
Evan J. Townsend	0	0	0				0		- 0.00	= 0.00	
Jazlyn M. Turner	3414	33	103	a93	a93	a93	279	103.45	- 103.45	= 0.00	
Keira R. Walburn	8413	66	127	132	154	124	410	127.87	- 127.47	= 0.40	410 - 381=29
Brayden C. Wilson	0	0	0				0		- 0.00	= 0.00	

Hot Shots 2021-22

Big Apple Fun Center

* Bowlers listed must have a minimum of 1 games.

High Average Listing

	<u>Name</u>	<u>True Average</u>	<u>Pins</u>	<u>Gms</u>	<u>To Raise Avg +1</u>	<u>To Drop Avg -1</u>
1	Cruz A. Evans	169.03	10649	63	571	504
2	Braiden L. DaCruz	163.87	2458	15	494	475
3	Drey A. Sanchez	163.14	11257	69	551	478
4	Justin M. Hodges	156.52	10800	69	504	431
5	Andrew B. Thompson	134.62	9289	69	431	358
6	Keira R. Walburn	127.87	8823	69	393	320
7	Weston R. Sklenar	125.80	8680	69	392	319
8	Amanda R. Hodges	121.02	7987	66	431	361
9	Ian F. Bavousett	118.57	8181	69	387	314
10	Jeremiah A. Johnson	118.38	7458	63	396	329
11	Turner H. Johnson	115.00	1380	12	360	344
12	Tulsa S. Orcutt	113.27	7136	63	388	321
13	Landen J. Tilley	112.60	5405	48	358	306
14	Emily G. Smith	111.87	1678	15	338	319
15	Landon C. Kidd	107.29	4828	45	356	307
16	Jazlyn M. Turner	103.45	3414	33	330	293
17	Brylee L. Koubek	101.00	5757	57	363	302
18	Blayne A. Johnson	100.40	4217	42	328	282
19	Hudson J. Foster	100.04	5702	57	358	297
20	Tyler J. Hodges	97.56	4683	48	315	263
21	Livy R. Bailey	85.35	4865	57	295	234
22	Josh Mashak	79.67	1673	21	247	222
23	Jacob M. Johnson	78.52	4240	54	263	205
24	Dylan T. Ryan	44.89	404	9	136	123
25	Kollin Bailey	29.86	627	21	93	68

Hot Shots 2021-22

Big Apple Fun Center

* Bowlers listed must have a minimum of 21 games.

Note: This report includes information through April 5 which is Week 23 of 23

Most Improved Averages

<u>Name</u>	<u>True Average</u>	<u>Most Improved Avg</u>	<u>+/-</u>	<u>Name</u>	<u>True Average</u>	<u>Most Improved Avg</u>	<u>+/-</u>
Jeremiah A. Johnson	118.38	98	+20.38	Amanda R. Hodges	121.02	112	+9.02
Landon C. Kidd	107.29	90	+17.29	Blayne A. Johnson	100.40	92	+8.40
Weston R. Sklenar	125.80	110	+15.80	Justin M. Hodges	156.52	150	+6.52
Keira R. Walburn	127.87	113	+14.87	Livy R. Bailey	85.35	80	+5.35
Cruz A. Evans	169.03	156	+13.03	Tulsa S. Orcutt	113.27	110	+3.27
Hudson J. Foster	100.04	88	+12.04	Andrew B. Thompson	134.62	132	+2.62
Brylee L. Koubek	101.00	89	+12.00	Landen J. Tilley	112.60	111	+1.60
Kollin Bailey	29.86	18	+11.86	Josh Mashak	79.67	80	-0.33
Jacob M. Johnson	78.52	67	+11.52	Jazlyn M. Turner	103.45	106	-2.55
Tyler J. Hodges	97.56	87	+10.56	Ian F. Bavousett	118.57	126	-7.43
Drey A. Sanchez	163.14	154	+9.14				

Hot Shots 2021-22

Big Apple Fun Center

* Bowlers listed must have a minimum of 1 games.

Most Pins Over Average

Name	-----Old-----		Old				Total	---Average Change---			Weekly Over Avg
	Pins	Games	Avg	-1-	-2-	-3-		New - Old ---> +/-	Series Avg +/-		
Kollin Bailey	473	18	26	50	65	39	154	29.86	- 26.28	= 3.58	154 - 78=76
Tulsa S. Orcutt	6362	57	111	143	124	136	403	113.27	- 111.61	= 1.66	403 - 333=70
Hudson J. Foster	5346	54	99	108	133	115	356	100.04	- 99.00	= 1.04	356 - 297=59
Amanda R. Hodges	7572	63	120	127	111	177	415	121.02	- 120.19	= 0.82	415 - 360=55
Livy R. Bailey	4573	54	84	95	85	112	292	85.35	- 84.69	= 0.67	292 - 252=40
Weston R. Sklenar	8266	66	125	148	127	139	414	125.80	- 125.24	= 0.55	414 - 375=39
Brylee L. Koubek	5419	54	100	122	82	134	338	101.00	- 100.35	= 0.65	338 - 300=38
Justin M. Hodges	10298	66	156	157	156	189	502	156.52	- 156.03	= 0.49	502 - 468=34
Keira R. Walburn	8413	66	127	132	154	124	410	127.87	- 127.47	= 0.40	410 - 381=29
Andrew B. Thompson	8859	66	134	146	168	116	430	134.62	- 134.23	= 0.40	430 - 402=28
Drey A. Sanchez	10746	66	162	181	157	173	511	163.14	- 162.82	= 0.33	511 - 486=25
Turner H. Johnson	1024	9	113	79	110	167	356	115.00	- 113.78	= 1.22	356 - 339=17
Jeremiah A. Johnson	7120	60	118	116	118	104	338	118.38	- 118.67	= -0.29	338 - 354=-16
Ian F. Bavousett	7852	66	118	120	117	92	329	118.57	- 118.97	= -0.40	329 - 354=-25
Blayne A. Johnson	3949	39	101	91	96	81	268	100.40	- 101.26	= -0.85	268 - 303=-35
Cruz A. Evans	10179	60	169	166	153	151	470	169.03	- 169.65	= -0.62	470 - 507=-37
Emily G. Smith	1375	12	114	91	97	115	303	111.87	- 114.58	= -2.72	303 - 342=-39

Hot Shots 2021-22

Big Apple Fun Center

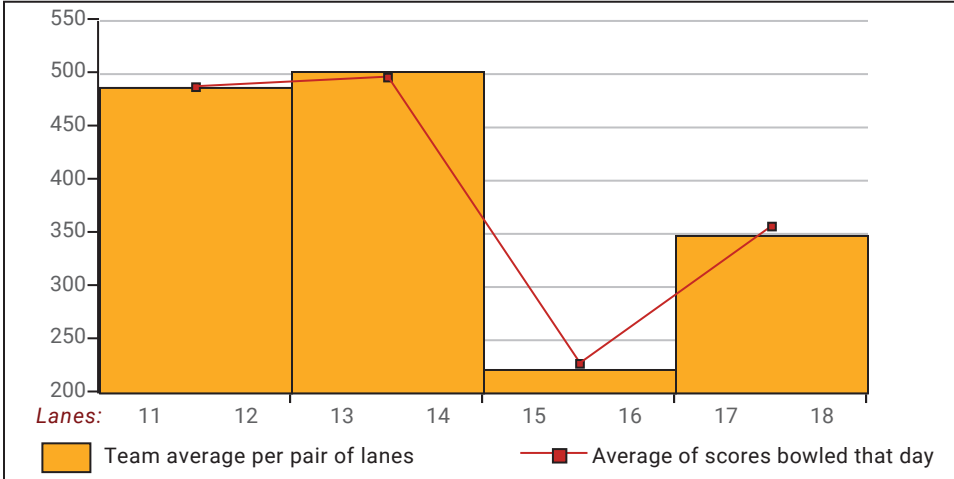
This report is for scores bowled April 5 which is Week 23 of 23

This Week's Statistics

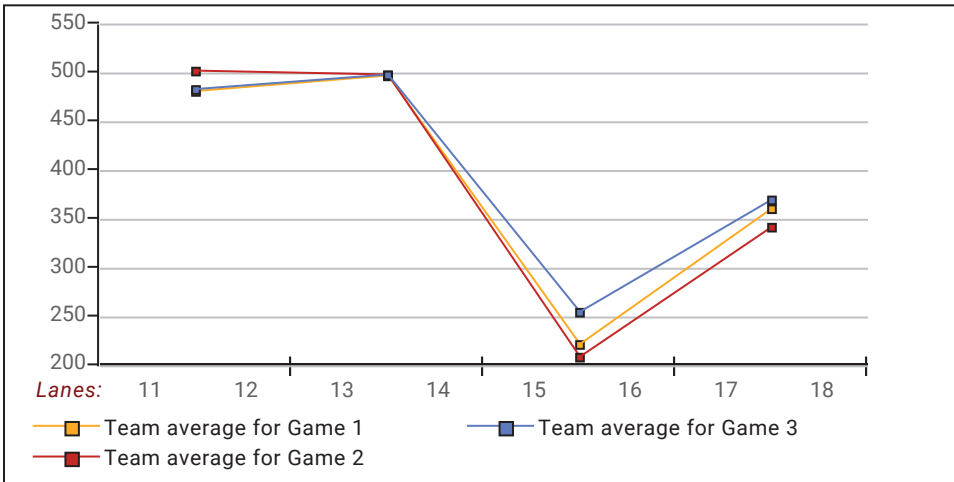
	Over All	Men	Women	Boys	Girls
How many people bowled	17	3	0	8	6
Number of games bowled	51	9	0	24	18
Actual average of week's scores	123.31	141.11	0.00	119.08	120.06
How many games above average	30	5	0	12	13
How many games below average	19	4	0	10	5
Pins above/below average per game	7.02	3.11	0.00	5.71	10.72
How many people raised average	12	2	--	5	5
by this amount	0.98	0.36	0.00	1.38	0.84
How many people went down	5	1	--	3	1
by this amount	-0.98	-0.40	0.00	-0.59	-2.72
League average before bowling	116.75	138.67	0.00	113.74	109.82
League average after bowling	117.16	138.78	0.00	114.38	110.06
Change in league average	0.41	0.11	0.00	0.64	0.25
800s	--	--	--	--	--
775s	--	--	--	--	--
750s	--	--	--	--	--
725s	--	--	--	--	--
700s	--	--	--	--	--
675s	--	--	--	--	--
650s	--	--	--	--	--
625s	--	--	--	--	--
600s	--	--	--	--	--
575s	--	--	--	--	--
550s	--	--	--	--	--
525s	--	--	--	--	--
500s	2	1	--	1	--
475s	--	--	--	--	--
450s	1	--	--	1	--
425s	1	1	--	--	--
400s	4	--	--	1	3
below 400	9	1	--	5	3
300s	--	--	--	--	--
275s	--	--	--	--	--
250s	--	--	--	--	--
225s	--	--	--	--	--
200s	--	--	--	--	--
175s	3	1	--	1	1
150s	10	3	--	6	1
125s	10	1	--	4	5
100s	15	3	--	6	6
below 100	13	1	--	7	5

This report is for scores bowled April 5 which is Week 23 of 23

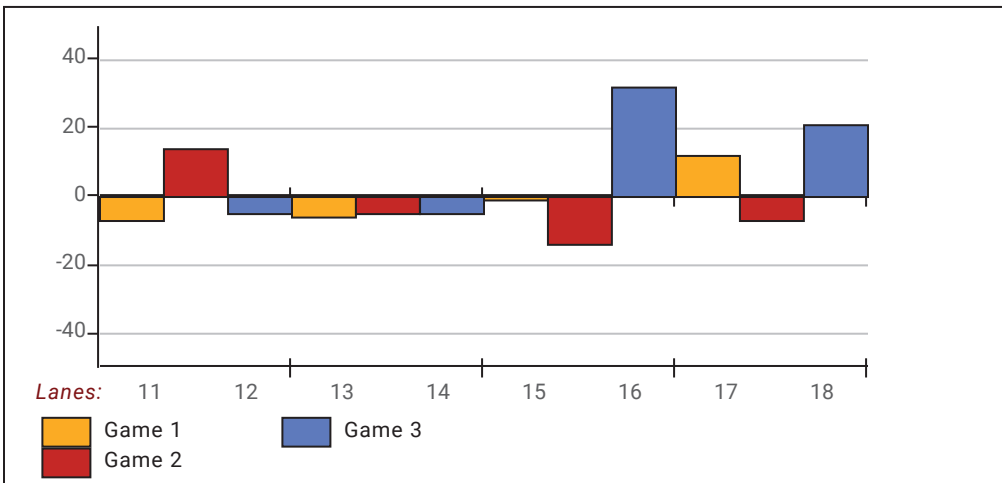
Team Average vs Avg of Scores



Average of Scores for Each Game

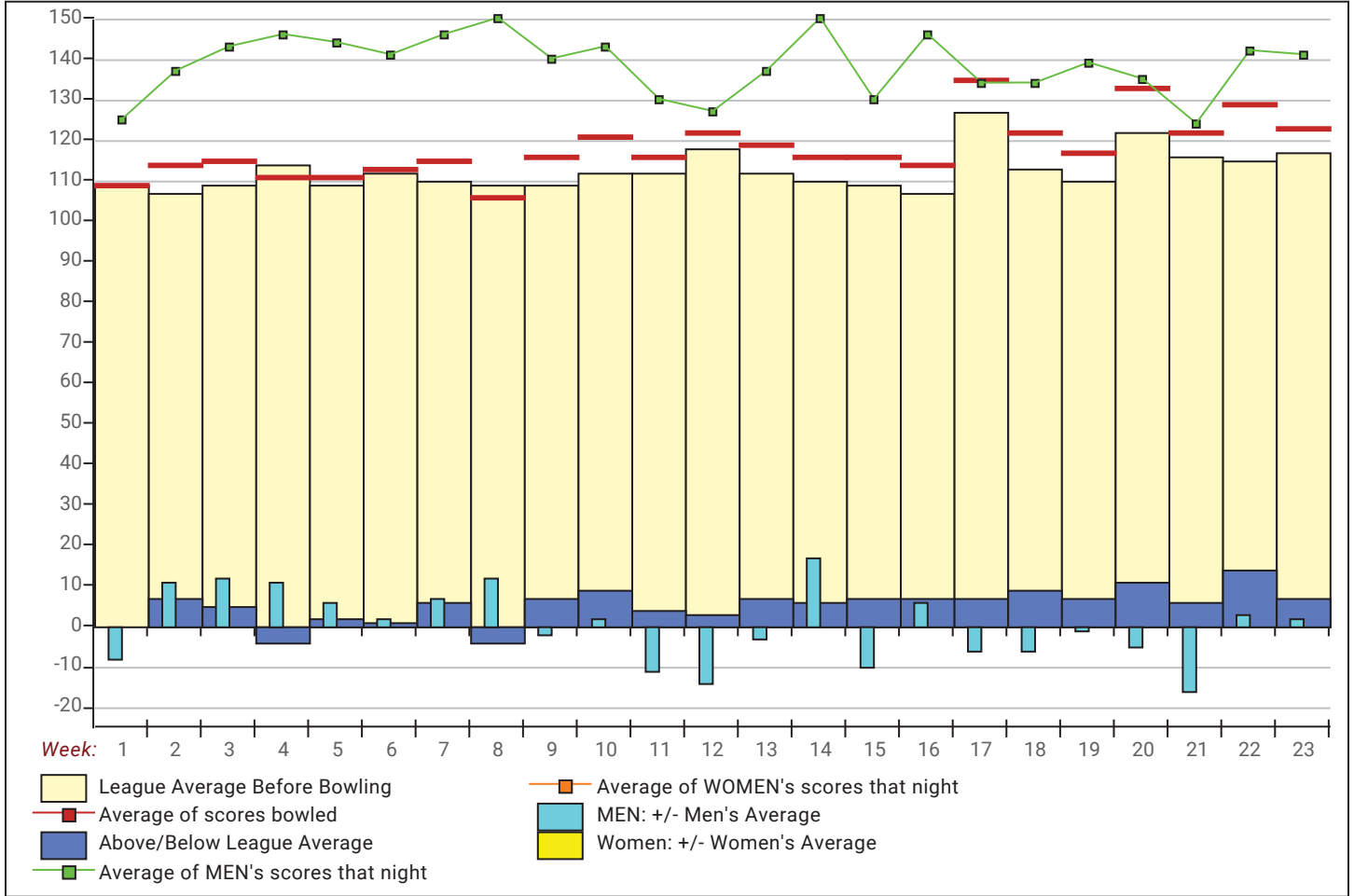


Amount Over/Under Team Average



This report is for scores bowled April 5 which is Week 23 of 23

League Average Week-by-Week



League Average Statistics for Last Week

	League	Right Hand	Left Hand
League Average Before Bowling	116.75	118.97	100.13
Average of scores bowled that night	123.31	125.89	104.00
New League Average After Bowling	117.16	119.42	100.22
Change in League Average	.41	.45	.09
People Who Bowled Over Average	12	11	1
People Who Bowled Under Average	5	4	1
Average Amount of Series Over Avg	42.50	41.00	59.00
Average Amount of Series Under Avg	-30.40	-29.25	-35.00
Difference Avg, NiteAvg	7.02	7.42	4.00
Number of Bowlers	17	15	2
Number of Games Bowled	51	45	6
People Who Raised Their Average	12	11	1
Raised By an Average of This Amount	.98	.98	1.04
People Who Lowered Their Average	5	4	1
Lowered By an Average of This Amou	-.98	-1.01	-.85
Number of Games Bowled Over Avera	30	27	3
Number of Games Bowled Under Avera	19	16	3

Note: Averages are based only on people who bowled.

Hot Shots 2021-22

Big Apple Fun Center

Team Standings

Place	Team Name	Avg p/gm	Points Won	Points Lost	Year-To-Date WON	Y-T-D LOST
1	-1 Club	514	35½	12½	62½	29½
2	Team 2	422	32	16	44	48
3	Kearney Hamboners	521	25½	22½	56½	35½
4	Oh No Our Table is Broken	411	24½	23½	37½	54½
5	Team 5	427	21½	26½	38½	53½
6	Team 7	262	10	14	10	14
7	Hunter Conner	446	19	29	51	41
8	BYE		0	24	0	24

** Teams appear out of order because standings are determined by percentage of wins to losses, NOT total points

*** Although not shown, standings are determined by points only for the current split

Last Week's Top Scores

	Scratch Game	Scratch Series	Handicap Game	Handicap Series
Men	181 Drey Sanchez	511 Drey Sanchez	220 Andrew Thompson	601 Drey Sanchez
	168 Andrew Thompson	430 Andrew Thompson	211 Drey Sanchez	586 Andrew Thompson
	120 Ian Bavousett	329 Ian Bavousett	185 Ian Bavousett	524 Ian Bavousett
Boys	189 Justin Hodges	502 Justin Hodges	236 Turner Johnson	607 Justin Hodges
	167 Turner Johnson	470 Cruz Evans	224 Justin Hodges	596 Hudson Foster
	166 Cruz Evans	414 Weston Sklenar	213 Hudson Foster	594 Weston Sklenar
	148 Weston Sklenar	356 Hudson Foster	208 Weston Sklenar	571 Kollin Bailey
	133 Hudson Foster	356 Turner Johnson	204 Kollin Bailey	563 Turner Johnson
Girls	177 Amanda Hodges	415 Amanda Hodges	241 Amanda Hodges	616 Tulsa Orcutt
	154 Keira Walburn	410 Keira Walburn	214 Tulsa Orcutt	607 Amanda Hodges
	143 Tulsa Orcutt	403 Tulsa Orcutt	214 Brylee Koubek	584 Keira Walburn
	134 Brylee Koubek	338 Brylee Koubek	212 Keira Walburn	578 Brylee Koubek
	115 Emily Smith	303 Emily Smith	204 Livy Bailey	568 Livy Bailey