

Town & Country 2020-21

Sunday 6:30 pm

Big Apple Fun Center

Lanes 1 - 12

President: John Krotz Vice President: Richard Lopez
Secretary/Treasurer: Trish Hancock

Team Standings

Place	#	Team Name	Points Won	Points Lost	%Won	Pins + HDCP	Scratch Pins	Year-To-Date WON	Y-T-D LOST	Y-T-D % WON
1	9	Lucky Strikes	40	20	66.7	38548	24238	40	20	66.7
2	10	Cruizers	39½	20½	65.8	38761	26593	39½	20½	65.8
3	11	Pin Seekers	38	22	63.3	38618	26285	38	22	63.3
4	7	4 of a Kind	36	24	60.0	39070	26953	36	24	60.0
5	1	Kidd's Korner	34	26	56.7	38262	23901	34	26	56.7
6	5	Galen's Pro Shop	33½	26½	55.8	38955	32583	33½	26½	55.8
7	4	Nightmare	32½	27½	54.2	38027	21887	32½	27½	54.2
8	2	We Attempt	29½	30½	49.2	37821	26517	29½	30½	49.2
9	6	Pin Busters	28	32	46.7	37855	18348	28	32	46.7
10	12	We Dilly Dilly 2	22	38	36.7	37100	23690	22	38	36.7
11	8	Spare Me	19	41	31.7	37889	21647	19	41	31.7
12	3	Bye	8	52		0	0	8	52	13.3

Review of Last Week's Bowling....

Lanes	Team Name	HDCP -1-	HDCP -2-	HDCP -3-	HDCP Total	Last Wk WON	Team Name	HDCP -1-	HDCP -2-	HDCP -3-	HDCP Total	Last Wk WON
1-2	Pin Seekers	799	936	850	2585	1	<---> Lucky Strikes	877	898	911	2686	3
3-4	Cruizers	992	907	916	2815	4	<---> Kidd's Korner	916	848	833	2597	0
5-6	4 of a Kind	892	908	934	2734	3	<---> Galen's Pro Shop	922	857	900	2679	1
7-8	Nightmare	798	888	943	2629	3	<---> Pin Busters	896	806	907	2609	1
9-10	We Attempt	885	874	859	2618	4	<---> Spare Me	820	857	819	2496	0
11-12	We Dilly Dilly 2	882	760	811	2453	3	<---> Bye	0	0	0	0	1

Lane Assignments

	1-2	3-4	5-6	7-8	9-10	11-12
Wk16 12/27	2-9	12-7	3-1	8-5	4-10	6-11
Wk17 01/03	5-1	8-11	4-2	7-9	3-6	12-10
Wk18 01/10	8-3	6-10	5-9	1-11	2-12	4-7

Last Week's Top Scores

Team Scratch Game		Team Scratch Series		Team Handicap Game		Team Handicap Series	
795	Galen's Pro Shop	2298	Galen's Pro Shop	992	Cruizers	2815	Cruizers
739	Cruizers	2056	Cruizers	943	Nightmare	2734	4 of a Kind
701	4 of a Kind	2035	4 of a Kind	936	Pin Seekers	2686	Lucky Strikes
678	Pin Seekers	1856	We Attempt	934	4 of a Kind	2679	Galen's Pro Shop
667	Kidd's Korner	1850	Kidd's Korner	922	Galen's Pro Shop	2629	Nightmare
631	We Attempt	1811	Pin Seekers	916	Kidd's Korner	2618	We Attempt
611	Lucky Strikes	1786	Lucky Strikes	911	Lucky Strikes	2609	Pin Busters
594	Nightmare	1582	Nightmare	907	Pin Busters	2597	Kidd's Korner
579	We Dilly Dilly 2	1544	We Dilly Dilly 2	885	We Attempt	2585	Pin Seekers
499	Spare Me	1422	Spare Me	882	We Dilly Dilly 2	2496	Spare Me
475	Pin Busters	1313	Pin Busters	857	Spare Me	2453	We Dilly Dilly 2
Scratch Game		Scratch Series		Handicap Game		Handicap Series	
Men	258 Dustin Graham	721	Dustin Graham	299	Bryan Hodges	744	Daniel Harris
	258 John Krotz	634	John Krotz	295	Nick Stockton	742	John Krotz
	243 Bryan Hodges	633	Daniel Harris	294	John Krotz	740	Nick Stockton
	236 Nick Stockton	563	Nick Stockton	259	Daniel Harris	721	Dustin Graham
	222 Daniel Harris	552	Rich Hancock	258	Dustin Graham	717	Rich Hancock
	211 Beau Hansen	543	Bryan Hodges	257	Beau Hansen	713	Richard Serr
	197 Nick Kidd	533	Richard Serr	257	Allen Noltersmeier	712	Allen Noltersmeier
	196 Craig Schutt	533	Craig Schutt	250	Craig Schutt	711	Bryan Hodges
	192 Rich Hancock	531	Beau Hansen	247	Rich Hancock	695	Craig Schutt
	181 Bret Samuelson	531	Nick Kidd	245	Chris Flodine	670	Jeff Snodgrass

Last Week's Top Scores - Continued

Women	212 Michelle Limbach	577 Michelle Limbach	270 Shelli Krotz	756 Shelli Krotz
	210 Allie Moore	542 Allie Moore	270 Jessica Walker	724 Jessica Walker
	191 Shelli Krotz	522 Ann Graham	262 Allie Moore	698 Lindsay McLaughlin
	184 Ann Graham	519 Shelli Krotz	260 Lindsay McLaughlin	698 Allie Moore
	183 Lindsay McLaughlin	503 Chris Hansen	249 Michelle Limbach	688 Michelle Limbach
	183 Chris Hansen	467 Lindsay McLaughlin	242 Chris Hansen	680 Chris Hansen
	163 Dani Krotz	456 Dani Krotz	232 Angie Hauserman	651 Jen Kidd
	152 Cindy Gibbons	422 Kira Hancock	229 Sharie Goodman	650 Kira Hancock
	150 Angie Hauserman	399 Angie Hauserman	226 Cindy Gibbons	645 Sara Holder
	149 Jessica Walker	397 Karen Lopez	224 Sophie Vetick	645 Angie Hauserman
			224 Kira Hancock	

Season High Scores

<u>Team Scratch Game</u>	<u>Team Scratch Series</u>	<u>Team Handicap Game</u>	<u>Team Handicap Series</u>
874 Galen's Pro Shop	2451 Galen's Pro Shop	1009 Galen's Pro Shop	2856 Galen's Pro Shop
739 Cruizers	2056 Cruizers	992 Cruizers	2815 Cruizers
722 4 of a Kind	2050 4 of a Kind	980 Pin Seekers	2811 Pin Seekers
693 We Attempt	1932 Pin Seekers	967 4 of a Kind	2785 4 of a Kind
687 Pin Seekers	1887 We Attempt	951 We Attempt	2759 Spare Me
667 Kidd's Korner	1850 Kidd's Korner	947 Lucky Strikes	2724 Kidd's Korner
641 Lucky Strikes	1799 Lucky Strikes	943 Nightmare	2717 Lucky Strikes
633 We Dilly Dilly 2	1740 We Dilly Dilly 2	935 Pin Busters	2661 We Attempt
594 Nightmare	1622 Spare Me	931 We Dilly Dilly 2	2660 Pin Busters
551 Spare Me	1582 Nightmare	927 Spare Me	2658 We Dilly Dilly 2
497 Pin Busters	1351 Pin Busters	920 Kidd's Korner	2632 Nightmare

	<u>Scratch Game</u>	<u>Scratch Series</u>	<u>Handicap Game</u>	<u>Handicap Series</u>
Men	277 Dustin Graham	761 Dustin Graham	303 David Hibberd	791 Dustin Graham
	258 John Krotz	644 Daniel Harris	299 Bryan Hodges	773 Daniel Harris
	247 David Hibberd	634 John Krotz	295 Nick Stockton	756 David Hibberd
	243 Daniel Harris	588 David Hibberd	294 John Krotz	742 John Krotz
	243 Bryan Hodges	563 Nick Stockton	292 Beau Hansen	740 Nick Stockton
	240 Beau Hansen	552 Rich Hancock	287 Dustin Graham	725 Malcolm Durand
	236 Nick Stockton	549 Beau Hansen	286 Daniel Harris	723 Bret Samuelson
	205 Craig Schutt	545 Bret Samuelson	276 Bret Samuelson	717 Rich Hancock
	204 Bret Samuelson	543 Bryan Hodges	274 Malcolm Durand	713 Richard Serr
	200 Rich Hancock	533 Rick Maier	270 Bob Schutt	712 Allen Noltersmeier
		533 Richard Serr		
		533 Craig Schutt		

Women	225 Ann Graham	607 Ann Graham	289 Karen Lopez	768 Shelli Krotz
	223 Dani Krotz	584 Michelle Limbach	280 Dani Krotz	756 Kira Hancock
	221 Karen Lopez	561 Allie Moore	278 Lindsay McLaughlin	740 Michelle Limbach
	219 Michelle Limbach	550 Dani Krotz	276 Shelli Krotz	730 Ann Graham
	215 Allie Moore	522 Chris Hansen	276 Kira Hancock	729 Allie Moore
	197 Lindsay McLaughlin	519 Shelli Krotz	271 Michelle Limbach	726 Chris Hansen
	196 Kira Hancock	516 Kira Hancock	271 Allie Moore	721 Dani Krotz
	192 Shelli Krotz	510 Karen Lopez	269 Brooke Flodine	717 Kim Hodges
	192 Shannon Mitchell	501 Shannon Mitchell	268 Angie Hauserman	714 Karen Lopez
	183 Chris Hansen	467 Lindsay McLaughlin	266 Ann Graham	713 Brooke Flodine

Team Rosters

1 - Kidd's Korner

<u>Name</u>	<u>Avg</u>	<u>HDCP</u>	<u>Pins</u>	<u>Gms</u>	<u>High Game</u>	<u>High Sers</u>	<u>HDCP Game</u>	<u>HDCP Sers</u>	<u>Most Improved Avg +/-</u>	<u>To Raise Avg +1</u>	<u>To Drop Avg -1</u>	<u>Weekly Over Avg Series Avg +/-</u>
Tammy Koupal	102	108	3687	36	137	350	241	680	99 +3.42	330	290	
Keith Koupal	133	77	5059	38	178	455	258	707	130 +3.13	435	393	
Jen Kidd	122	88	732	6	131	381	221	651		375	365	381 - 360=21
Nick Kidd	192	18	1156	6	220	625	243	694		581	571	531 - 561=-30
Kim Hodges	130	80	5486	42	171	454	263	717	124 +6.62	409	363	395 - 390=5
Bryan Hodges	156	54	6556	42	243	543	299	711	151 +5.10	509	463	543 - 462=81

2 - We Attempt

Name	Avg	HDCP	Pins	Gms	High Game	High Sers	HDCP Game	HDCP Sers	Most Improved Avg +/-	To Raise Avg +1	To Drop Avg -1	Weekly Over Avg Series Avg +/-
Ashley Hancock	132	78	3972	30	162	430	246	676	130 +2.40	417	383	
Dani Krotz	153	57	6429	42	223	550	280	721	153 +0.07	501	455	456 - 459=-3
Richard Serr	152	58	6861	45	184	533	242	713	154 -1.53	483	434	533 - 450=83
Larry Lambrecht	149	61	6282	42	189	506	248	683	156 -6.43	468	422	445 - 447=-2

3 - Bye

4 - Nightmare

Name	Avg	HDCP	Pins	Gms	High Game	High Sers	HDCP Game	HDCP Sers	Most Improved Avg +/-	To Raise Avg +1	To Drop Avg -1	Weekly Over Avg Series Avg +/-
Allen Noltersmeier	119	91	5381	45	164	433	257	712	114 +5.58	379	330	433 - 351=82
Sara Holder	101	109	4266	42	151	327	263	659	100 +1.57	324	278	318 - 303=15
Malcolm Durand	138	72	5412	39	195	509	274	725	138 +0.77	426	383	364 - 420=56
Lindsay McLaughlin	134	76	6068	45	197	467	278	699	131 +3.84	412	363	467 - 399=68

5 - Galen's Pro Shop

Name	Avg	HDCP	Pins	Gms	High Game	High Sers	HDCP Game	HDCP Sers	Most Improved Avg +/-	To Raise Avg +1	To Drop Avg -1	Weekly Over Avg Series Avg +/-
Ann Graham	172	38	7233	42	225	607	266	730	163 +9.21	552	506	522 - 516=6
Michelle Limbach	174	36	7331	42	219	584	271	740	174 +0.55	544	498	577 - 519=58
David Hibberd	158	52	5231	33	247	588	303	756	154 +4.52	493	456	478 - 474=4
Dustin Graham	215	0	9035	42	277	761	287	791	195 +20.12	685	639	721 - 639=82

6 - Pin Busters

Name	Avg	HDCP	Pins	Gms	High Game	High Sers	HDCP Game	HDCP Sers	Most Improved Avg +/-	To Raise Avg +1	To Drop Avg -1	Weekly Over Avg Series Avg +/-
Juli Gabbert	88	122	3722	42	122	334	244	703	87 +1.62	283	237	242 - 267=-25
Misty Anderson	90	120	3359	37	117	322	236	685	91 -0.22	281	240	
Jeff Snodgrass	121	89	3886	32	176	417	268	693	119 +2.44	384	348	400 - 360=40
Matt Young	110	100	4298	39	147	379	250	688	110 +0.21	364	321	310 - 330=-20

7 - 4 of a Kind

Name	Avg	HDCP	Pins	Gms	High Game	High Sers	HDCP Game	HDCP Sers	Most Improved Avg +/-	To Raise Avg +1	To Drop Avg -1	Weekly Over Avg Series Avg +/-
Daniel Harris	175	35	7910	45	243	644	286	773	162 +13.78	538	489	633 - 519=114
Sophie Vetick	119	91	5387	45	151	389	240	656	118 +1.71	373	324	368 - 357=11
Chris Hansen	152	58	5945	39	183	522	251	726	143 +9.44	481	438	503 - 453=50
Beau Hansen	165	45	5964	36	240	549	292	705	158 +7.67	510	470	531 - 492=39
Courtney Bailey	94	116	566	6	104	285	219	630		289	279	
Jason McCaslin	131	79	1181	9	165	416	248	665		403	390	

8 - Spare Me

Name	Avg	HDCP	Pins	Gms	High Game	High Sers	HDCP Game	HDCP Sers	Most Improved Avg +/-	To Raise Avg +1	To Drop Avg -1	Weekly Over Avg Series Avg +/-
Karen Lopez	147	63	6190	42	221	510	289	714	141 +6.38	470	424	397 - 444=-47
Sharie Goodman	121	89	3279	27	163	418	244	703	120 +1.44	381	350	365 - 363=2
Tyler Krotz	67	143	3038	45	100	253	244	685	69 -1.49	226	177	224 - 201=23
Richard Lopez	146	64	6159	42	178	473	248	683	144 +2.64	456	410	436 - 438=-2

9 - Lucky Strikes

Name	Avg	HDCP	Pins	Gms	High Game	High Sers	HDCP Game	HDCP Sers	Most Improved Avg +/-	To Raise Avg +1	To Drop Avg -1	Weekly Over Avg Series Avg +/-
Angie Hauserman	128	82	5776	45	177	448	268	703	121 +7.36	416	367	399 - 384=15
Bob Schutt	99	111	4457	45	158	331	270	669	96 +3.04	343	294	312 - 294=18
Craig Schutt	157	53	7103	45	205	533	264	703	153 +4.84	481	432	533 - 468=65
Allie Moore	160	50	5767	36	215	561	271	729	151 +9.19	512	472	542 - 474=68
Janet Anderson	126	84	1135	9	164	422	261	713		389	376	

10 - Cruizers

Name	Avg	HDCP	Pins	Gms	High Game	High Sers	HDCP Game	HDCP Sers	Most Improved Avg +/-	To Raise Avg +1	To Drop Avg -1	Weekly Over Avg Series Avg +/-
Trish Hancock	127	83	4598	36	169	429	256	694	126 +1.72	394	354	
Shelli Krotz	134	76	5664	42	192	519	276	768	127 +7.86	411	365	519 - 393=126
Rich Hancock	158	52	6163	39	200	552	257	717	151 +7.03	515	472	552 - 465=87
John Krotz	177	33	6390	36	258	634	294	742	169 +8.50	552	512	634 - 522=112


11 - Pin Seekers

Name	Avg	HDCP	Pins	Gms	High Game	High Sers	HDCP Game	HDCP Sers	Most Improved Avg +/-	To Raise Avg +1	To Drop Avg -1	Weekly Over Avg Series Avg +/-
Chris Stockton	129	81	5429	42	171	452	254	702	127 +2.26	421	375	384 - 387=-3
Shannon Mitchell	144	66	6482	45	192	501	258	702	145 -0.96	478	429	379 - 435=-56
Kirk Kossman	152	58	2281	15	180	526	245	718		473	454	
Nick Stockton	153	57	6906	45	236	563	295	740	144 +9.47	486	437	563 - 453=110
Bret Samuelson	157	53	4724	30	204	545	276	723	157 +0.47	490	456	485 - 471=14


12 - We Dilly Dilly 2

Name	Avg	HDCP	Pins	Gms	High Game	High Sers	HDCP Game	HDCP Sers	Most Improved Avg +/-	To Raise Avg +1	To Drop Avg -1	Weekly Over Avg Series Avg +/-
Lynn Watson	86	124	521	6	121	303	226	618		262	252	
Chris Flodine	125	85	4883	39	179	450	265	711	125 +0.21	409	366	373 - 375=-2
Cindy Gibbons	136	74	5728	42	170	457	233	662	139 -2.62	437	391	391 - 408=-17
Rick Maier	158	52	3329	21	190	533	229	650	158 +0.52	487	462	
Brooke Flodine	117	93	4237	36	175	417	269	713	119 -1.31	365	325	336 - 354=-18

Temporary Substitutes

 **Men**

Name	Avg	HDCP	Pins	Gms	High Game	High Sers	HDCP Game	HDCP Sers	Most Improved Avg +/-	To Raise Avg +1	To Drop Avg -1	Weekly Over Avg Series Avg +/-
Galen Keas	172	38	2069	12	212	533	239	641		526	510	
Chris Lopez	158	52	476	3	196	476	248	632		478	471	
Jason Pedersen	190	20	572	3	214	572	234	632		574	567	
Ryan Robinson	120	90	1440	12	149	383	240	656		375	359	
Brian Stockman	128	82	1154	9	175	424	264	691		394	381	
Gordon Thiessen	226	0	678	3	245	678	245	678		684	677	

 **Women**

Name	Avg	HDCP	Pins	Gms	High Game	High Sers	HDCP Game	HDCP Sers	Most Improved Avg +/-	To Raise Avg +1	To Drop Avg -1	Weekly Over Avg Series Avg +/-
Kira Hancock	134	76	4449	33	196	516	276	756	131 +3.82	411	374	422 - 402=20
Linda Johnson	154	56	463	3	169	463	225	631		467	460	
Rebecca McPherson	175	35	526	3	204	526	239	631		530	523	
Michelle Peterson	161	49	483	3	178	483	227	630		489	482	
Jessica Walker	98	112	1080	11	149	361	270	724		306	291	361 - 267=94

Individual High Averages

Men	Women
215.12 Dustin Graham	174.55 Michelle Limbach
177.50 John Krotz	172.21 Ann Graham
175.78 Daniel Harris	160.19 Allie Moore
165.67 Beau Hansen	153.07 Dani Krotz
158.52 Rick Maier	152.44 Chris Hansen
158.52 David Hibberd	147.38 Karen Lopez
158.03 Rich Hancock	144.04 Shannon Mitchell
157.84 Craig Schutt	136.38 Cindy Gibbons
157.47 Bret Samuelson	134.86 Shelli Krotz
156.10 Bryan Hodges	134.84 Lindsay McLaughlin

Most Improved Average

Men 195 to 215.12 =+20.12 Dustin Graham	162 to 175.78 =+13.78 Daniel Harris	144 to 153.47 = +9.47 Nick Stockton
169 to 177.50 = +8.50 John Krotz	158 to 165.67 = +7.67 Beau Hansen	151 to 158.03 = +7.03 Rich Hancock
Women 143 to 152.44 = +9.44 Chris Hansen	163 to 172.21 = +9.21 Ann Graham	151 to 160.19 = +9.19 Allie Moore
127 to 134.86 = +7.86 Shelli Krotz	121 to 128.36 = +7.36 Angie Hauserma	124 to 130.62 = +6.62 Kim Hodges

Most Un-Improved Averages

Men 156 to 149.57 = -6.43 Larry Lambrecht	154 to 152.47 = -1.53 Richard Serr	69 to 67.51 = -1.49 Tyler Krotz
125 to 125.21 = +0.21 Chris Flodine	110 to 110.21 = +0.21 Matt Young	157 to 157.47 = +0.47 Bret Samuelson
Women 139 to 136.38 = -2.62 Cindy Gibbons	119 to 117.69 = -1.31 Brooke Flodine	145 to 144.04 = -0.96 Shannon Mitchell
91 to 90.78 = -0.22 Misty Anderson	153 to 153.07 = +0.07 Dani Krotz	174 to 174.55 = +0.55 Michelle Limbach

Town & Country 2020-21

Big Apple Fun Center

Reprint of Scores -- Week 15

Lane 1 11 - Pin Seekers Week 15 12/20/2020

Name	Old Avg	Old HDCP	-1-	-2-	-3-	Total	HDCP Total
Chris M. Stockton	129	81	116	131	137	384	627
Shannon L. Mitchell	145	65	117	144	118	379	574
Nick J. Stockton	151	59	171	236	156	563	740
Bret M. Samuelson	157	53	137	167	181	485	644
			====	====	====	====	====
Scratch Total			541	678	592	1811	1811
Handicap			258	258	258		774
Total			799	936	850	1811	2585
Team Points Won			0.0	1.0	0.0	1.0	1.0

Lane 2 9 - Lucky Strikes Week 15 12/20/2020

Name	Old Avg	Old HDCP	-1-	-2-	-3-	Total	HDCP Total
Angie C. Hauserman	128	82	120	129	150	399	645
Bob Schutt	98	112	115	100	97	312	648
Craig A. Schutt	156	54	196	159	178	533	695
Allie E. Moore	158	52	146	210	186	542	698
			====	====	====	====	====
Scratch Total			577	598	611	1786	1786
Handicap			300	300	300		900
Total			877	898	911	1786	2686
Team Points Won			1.0	0.0	1.0	3.0	3.0

Lane 3 10 - Cruizers Week 15 12/20/2020

Name	Old Avg	Old HDCP	-1-	-2-	-3-	Total	HDCP Total
Trish R. Hancock	127	83	a117	a117	a117	351	600
Shelli Krotz	131	79	191	139	189	519	756
Rich Hancock	155	55	173	187	192	552	717
John L. Krotz	174	36	258	211	165	634	742
			====	====	====	====	====
Scratch Total			739	654	663	2056	2056
Handicap			253	253	253		759
Total			992	907	916	2056	2815
Team Points Won			1.0	1.0	1.0	4.0	4.0

Lane 4 1 - Kidd's Korner Week 15 12/20/2020

Name	Old Avg	Old HDCP	-1-	-2-	-3-	Total	HDCP Total
Jen Kidd	bk120	90	129	121	131	381	651
Nick Kidd	bk187	23	155	197	179	531	600
Kim L. Hodges	130	80	140	140	115	395	635
Bryan L. Hodges	154	56	243	141	159	543	711
			====	====	====	====	====
Scratch Total			667	599	584	1850	1850
Handicap			249	249	249		747
Total			916	848	833	1850	2597
Team Points Won			0.0	0.0	0.0	0.0	0.0

Lane 5 7 - 4 of a Kind Week 15 12/20/2020

Name	Old Avg	Old HDCP	-1-	-2-	-3-	Total	HDCP Total
Daniel R. Harris	173	37	193	218	222	633	744
Sophie M. Vetick	119	91	107	133	128	368	641
Chris Hansen	151	59	183	180	140	503	680
Beau W. Hansen	164	46	176	144	211	531	669
			====	====	====	====	====
Scratch Total			659	675	701	2035	2035
Handicap			233	233	233		699
Total			892	908	934	2035	2734
Team Points Won			0.0	1.0	1.0	3.0	3.0

Lane 6 5 - Galen's Pro Shop Week 15 12/20/2020

Name	Old Avg	Old HDCP	-1-	-2-	-3-	Total	HDCP Total
Ann M. Graham	172	38	184	179	159	522	636
Michelle L. Limbach	173	37	183	182	212	577	688
David D. Hibberd	158	52	170	148	160	478	634
Dustin W. Graham	213	0	258	221	242	721	721
			====	====	====	====	====
Scratch Total			795	730	773	2298	2298
Handicap			127	127	127		381
Total			922	857	900	2298	2679
Team Points Won			1.0	0.0	0.0	1.0	1.0

Lane 7 4 - Nightmare Week 15 12/20/2020

Name	Old Avg	Old HDCP	-1-	-2-	-3-	Total	HDCP Total
Allen S. Noltersmeier	117	93	112	157	164	433	712
Sara A. Holder	101	109	114	98	106	318	645
Malcolm R. Durand	140	70	107	116	141	364	574
Lindsay L. McLaughlin	133	77	116	168	183	467	698
			====	====	====	====	====
Scratch Total			449	539	594	1582	1582
Handicap			349	349	349		1047
Total			798	888	943	1582	2629
Team Points Won			0.0	1.0	1.0	3.0	3.0

Lane 8 6 - Pin Busters Week 15 12/20/2020

Name	Old Avg	Old HDCP	-1-	-2-	-3-	Total	HDCP Total
Juli Gabbert	89	121	82	79	81	242	605
Jeff D. Snodgrass	120	90	149	106	145	400	670
Matt Young	110	100	84	99	127	310	610
Jessica Walker	89	121	149	90	122	361	724
			====	====	====	====	====
Scratch Total			464	374	475	1313	1313
Handicap			432	432	432		1296
Total			896	806	907	1313	2609
Team Points Won			1.0	0.0	0.0	1.0	1.0

Lane 9 2 - We Attempt Week 15 12/20/2020

Name	Old Avg	Old HDCP	-1-	-2-	-3-	Total	HDCP Total
Dani Krotz	153	57	163	155	138	456	627
Richard M. Serr	150	60	180	173	180	533	713
Larry L. Lambrecht	149	61	147	144	154	445	628
Kira L. Hancock	134	76	141	148	133	422	650
			====	====	====	====	====
Scratch Total			631	620	605	1856	1856
Handicap			254	254	254		762
Total			885	874	859	1856	2618
Team Points Won			1.0	1.0	1.0	4.0	4.0

Lane 10 8 - Spare Me Week 15 12/20/2020

Name	Old Avg	Old HDCP	-1-	-2-	-3-	Total	HDCP Total
Karen L. Lopez	148	62	128	134	135	397	583
Sharie Goodman	121	89	137	140	88	365	632
Tyler J. Krotz	67	143	62	77	85	224	653
Richard L. Lopez	146	64	135	148	153	436	628
			====	====	====	====	====
Scratch Total			462	499	461	1422	1422
Handicap			358	358	358		1074
Total			820	857	819	1422	2496
Team Points Won			0.0	0.0	0.0	0.0	0.0

Lane 11 12 - We Dilly Dilly 2 Week 15 12/20/2020

<u>Name</u>	<u>Old Avg</u>	<u>Old HDCP</u>	<u>-1-</u>	<u>-2-</u>	<u>-3-</u>	<u>Total</u>	<u>HDCP Total</u>
Chris Flodine	125	85	160	99	114	373	628
Cindy Gibbons	136	74	152	105	134	391	613
Rick E. Maier	158	52	a148	a148	a148	444	600
Brooke A. Flodine	118	92	119	105	112	336	612
			====	====	====	====	====
<i>Scratch Total</i>			579	457	508	1544	1544
<i>Handicap</i>			303	303	303		909
<i>Total</i>			882	760	811	1544	2453
<i>Team Points Won</i>			1.0	0.0	1.0	3.0	3.0

Lane 12 3 - Bye Week 15 12/20/2020

<u>Name</u>	<u>Old Avg</u>	<u>Old HDCP</u>	<u>-1-</u>	<u>-2-</u>	<u>-3-</u>	<u>Total</u>	<u>HDCP Total</u>
<i>No one bowled</i>							

Town & Country 2020-21

Sunday 6:30 pm

Big Apple Fun Center

Change in Average

Name	----Old----		Old Avg	---Average Change---			Total	New - Old ---> +/-			Weekly Over Avg Series Avg +/-
	Pins	Games		-1-	-2-	-3-					
Janet E. Anderson	1135	9	126				0	126.11	- 126.11	= 0.00	
Misty Anderson	3359	37	90				0	90.78	- 90.78	= 0.00	
Courtney L. Bailey	566	6	94				0	94.33	- 94.33	= 0.00	
Malcolm R. Durand	5048	36	140	107	116	141	364	138.77	- 140.22	= -1.45	364 - 420=-56
Brooke A. Flodine	3901	33	118	119	105	112	336	117.69	- 118.21	= -0.52	336 - 354=-18
Chris Flodine	4510	36	125	160	99	114	373	125.21	- 125.28	= -0.07	373 - 375=-2
Juli Gabbert	3480	39	89	82	79	81	242	88.62	- 89.23	= -0.61	242 - 267=-25
Cindy Gibbons	5337	39	136	152	105	134	391	136.38	- 136.85	= -0.47	391 - 408=-17
Sharie Goodman	2914	24	121	137	140	88	365	121.44	- 121.42	= 0.03	365 - 363=2
Ann M. Graham	6711	39	172	184	179	159	522	172.21	- 172.08	= 0.14	522 - 516=6
Dustin W. Graham	8314	39	213	258	221	242	721	215.12	- 213.18	= 1.94	721 - 639=82
Ashley K. Hancock	3972	30	132				0	132.40	- 132.40	= 0.00	
Kira L. Hancock	4027	30	134	141	148	133	422	134.82	- 134.23	= 0.58	422 - 402=20
Rich Hancock	5611	36	155	173	187	192	552	158.03	- 155.86	= 2.16	552 - 465=87
Trish R. Hancock	4598	36	127	a117	a117	a117	351	127.72	- 127.72	= 0.00	
Beau W. Hansen	5433	33	164	176	144	211	531	165.67	- 164.64	= 1.03	531 - 492=39
Chris Hansen	5442	36	151	183	180	140	503	152.44	- 151.17	= 1.27	503 - 453=50
Daniel R. Harris	7277	42	173	193	218	222	633	175.78	- 173.26	= 2.52	633 - 519=114
Angie C. Hauserman	5377	42	128	120	129	150	399	128.36	- 128.02	= 0.33	399 - 384=15
David D. Hibberd	4753	30	158	170	148	160	478	158.52	- 158.43	= 0.08	478 - 474=4
Bryan L. Hodges	6013	39	154	243	141	159	543	156.10	- 154.18	= 1.92	543 - 462=81
Kim L. Hodges	5091	39	130	140	140	115	395	130.62	- 130.54	= 0.08	395 - 390=5
Sara A. Holder	3948	39	101	114	98	106	318	101.57	- 101.23	= 0.34	318 - 303=15
Linda A. Johnson	463	3	154				0	154.33	- 154.33	= 0.00	
Galen Keas	2069	12	172				0	172.42	- 172.42	= 0.00	
Jen Kidd	351	3	bk120	129	121	131	381	122.00	- 117.00	= 5.00	381 - 360=21
Nick Kidd	625	3	bk187	155	197	179	531	192.67	- 208.33	= -15.67	531 - 561=-30
Kirk E. Kossman	2281	15	152				0	152.07	- 152.07	= 0.00	
Keith D. Koupal	5059	38	133				0	133.13	- 133.13	= 0.00	
Tammy Koupal	3687	36	102				0	102.42	- 102.42	= 0.00	
Dani Krotz	5973	39	153	163	155	138	456	153.07	- 153.15	= -0.08	456 - 459=-3
John L. Krotz	5756	33	174	258	211	165	634	177.50	- 174.42	= 3.08	634 - 522=112
Shelli Krotz	5145	39	131	191	139	189	519	134.86	- 131.92	= 2.93	519 - 393=126
Tyler J. Krotz	2814	42	67	62	77	85	224	67.51	- 67.00	= 0.51	224 - 201=23
Larry L. Lambrecht	5837	39	149	147	144	154	445	149.57	- 149.67	= -0.10	445 - 447=-2
Michelle L. Limbach	6754	39	173	183	182	212	577	174.55	- 173.18	= 1.37	577 - 519=58
Chris Lopez	476	3	158				0	158.67	- 158.67	= 0.00	
Karen L. Lopez	5793	39	148	128	134	135	397	147.38	- 148.54	= -1.16	397 - 444=-47

Town & Country 2020-21

Name	-----Old-----		Old				Total	---Average Change---			Weekly Over Avg Series Avg +/-
	Pins	Games	Avg	-1-	-2-	-3-		New - Old	----> +/-		
Richard L. Lopez	5723	39	146	135	148	153	436	146.64	- 146.74	= -0.10	436 - 438=-2
Rick E. Maier	3329	21	158	a148	a148	a148	444	158.52	- 158.52	= 0.00	
Jason D. McCaslin	1181	9	131				0	131.22	- 131.22	= 0.00	
Lindsay L. McLaughlin	5601	42	133	116	168	183	467	134.84	- 133.36	= 1.49	467 - 399=68
Rebecca L. McPherson	526	3	175				0	175.33	- 175.33	= 0.00	
Shannon L. Mitchell	6103	42	145	117	144	118	379	144.04	- 145.31	= -1.27	379 - 435=-56
Allie E. Moore	5225	33	158	146	210	186	542	160.19	- 158.33	= 1.86	542 - 474=68
Allen S. Noltersmeier	4948	42	117	112	157	164	433	119.58	- 117.81	= 1.77	433 - 351=82
Jason O. Pedersen	572	3	190				0	190.67	- 190.67	= 0.00	
Michelle J. Peterson	483	3	161				0	161.00	- 161.00	= 0.00	
Ryan S. Robinson	1440	12	120				0	120.00	- 120.00	= 0.00	
Bret M. Samuelson	4239	27	157	137	167	181	485	157.47	- 157.00	= 0.47	485 - 471=14
Bob Schutt	4145	42	98	115	100	97	312	99.04	- 98.69	= 0.35	312 - 294=18
Craig A. Schutt	6570	42	156	196	159	178	533	157.84	- 156.43	= 1.42	533 - 468=65
Richard M. Serr	6328	42	150	180	173	180	533	152.47	- 150.67	= 1.80	533 - 450=83
Jeff D. Snodgrass	3486	29	120	149	106	145	400	121.44	- 120.21	= 1.23	400 - 360=40
Brian A. Stockman	1154	9	128				0	128.22	- 128.22	= 0.00	
Chris M. Stockton	5045	39	129	116	131	137	384	129.26	- 129.36	= -0.10	384 - 387=-3
Nick J. Stockton	6343	42	151	171	236	156	563	153.47	- 151.02	= 2.44	563 - 453=110
Gordon E. Thiessen	678	3	226				0	226.00	- 226.00	= 0.00	
Sophie M. Vetick	5019	42	119	107	133	128	368	119.71	- 119.50	= 0.21	368 - 357=11
Jessica Walker	719	8	89	149	90	122	361	98.18	- 89.88	= 8.31	361 - 267=94
Lynn M. Watson	521	6	86				0	86.83	- 86.83	= 0.00	
Matt Young	3988	36	110	84	99	127	310	110.21	- 110.78	= -0.57	310 - 330=-20

Town & Country 2020-21

Sunday 6:30 pm

Big Apple Fun Center

High Average Listing

<u>Name</u>	<u>True Average</u>	<u>Pins</u>	<u>Gms</u>	<u>To Raise Avg +1</u>	<u>To Drop Avg -1</u>
Gordon E. Thiessen	226.00	678	3	684	677
Dustin W. Graham	215.12	9035	42	685	639
Nick Kidd	192.67	1156	6	581	571
Jason O. Pedersen	190.67	572	3	574	567
John L. Krotz	177.50	6390	36	552	512
Daniel R. Harris	175.78	7910	45	538	489
Rebecca L. McPherson	175.33	526	3	530	523
Michelle L. Limbach	174.55	7331	42	544	498
Galen Keas	172.42	2069	12	526	510
Ann M. Graham	172.21	7233	42	552	506
Beau W. Hansen	165.67	5964	36	510	470
Michelle J. Peterson	161.00	483	3	489	482
Allie E. Moore	160.19	5767	36	512	472
Chris Lopez	158.67	476	3	478	471
Rick E. Maier	158.52	3329	21	487	462
David D. Hibberd	158.52	5231	33	493	456
Rich Hancock	158.03	6163	39	515	472
Craig A. Schutt	157.84	7103	45	481	432
Bret M. Samuelson	157.47	4724	30	490	456
Bryan L. Hodges	156.10	6556	42	509	463
Linda A. Johnson	154.33	463	3	467	460
Nick J. Stockton	153.47	6906	45	486	437
Dani Krotz	153.07	6429	42	501	455
Richard M. Serr	152.47	6861	45	483	434
Chris Hansen	152.44	5945	39	481	438
Kirk E. Kossman	152.07	2281	15	473	454
Larry L. Lambrecht	149.57	6282	42	468	422
Karen L. Lopez	147.38	6190	42	470	424
Richard L. Lopez	146.64	6159	42	456	410
Shannon L. Mitchell	144.04	6482	45	478	429
Malcolm R. Durand	138.77	5412	39	426	383
Cindy Gibbons	136.38	5728	42	437	391
Shelli Krotz	134.86	5664	42	411	365
Lindsay L. McLaughlin	134.84	6068	45	412	363
Kira L. Hancock	134.82	4449	33	411	374
Keith D. Koupal	133.13	5059	38	435	393
Ashley K. Hancock	132.40	3972	30	417	383
Jason D. McCaslin	131.22	1181	9	403	390
Kim L. Hodges	130.62	5486	42	409	363
Chris M. Stockton	129.26	5429	42	421	375
Angie C. Hauserman	128.36	5776	45	416	367
Brian A. Stockman	128.22	1154	9	394	381
Trish R. Hancock	127.72	4598	36	394	354
Janet E. Anderson	126.11	1135	9	389	376
Chris Flodine	125.21	4883	39	409	366
Jen Kidd	122.00	732	6	375	365
Sharie Goodman	121.44	3279	27	381	350
Jeff D. Snodgrass	121.44	3886	32	384	348
Ryan S. Robinson	120.00	1440	12	375	359

Town & Country 2020-21

Name	True Average	Pins	Gms	To Raise Avg +1	To Drop Avg -1
Sophie M. Vetick	119.71	5387	45	373	324
Allen S. Noltersmeier	119.58	5381	45	379	330
Brooke A. Flodine	117.69	4237	36	365	325
Matt Young	110.21	4298	39	364	321
Tammy Koupal	102.42	3687	36	330	290
Sara A. Holder	101.57	4266	42	324	278
Bob Schutt	99.04	4457	45	343	294
Jessica Walker	98.18	1080	11	306	291
Courtney L. Bailey	94.33	566	6	289	279
Misty Anderson	90.78	3359	37	281	240
Juli Gabbert	88.62	3722	42	283	237
Lynn M. Watson	86.83	521	6	262	252
Tyler J. Krotz	67.51	3038	45	226	177

Town & Country 2020-21

Sunday 6:30 pm

Big Apple Fun Center

Lanes 1 - 12

* Bowlers listed must have a minimum of 21 games.

Note: This report includes information through December 20 which is Week 15 of 31

Most Improved Averages

Name	True Average	Most Improved Avg	+/-	Name	True Average	Most Improved Avg	+/-
Dustin W. Graham	215.12	195	+20.12	Jeff D. Snodgrass	121.44	119	+2.44
Daniel R. Harris	175.78	162	+13.78	Ashley K. Hancock	132.40	130	+2.40
Nick J. Stockton	153.47	144	+9.47	Chris M. Stockton	129.26	127	+2.26
Chris Hansen	152.44	143	+9.44	Trish R. Hancock	127.72	126	+1.72
Ann M. Graham	172.21	163	+9.21	Sophie M. Vetic	119.71	118	+1.71
Allie E. Moore	160.19	151	+9.19	Juli Gabbert	88.62	87	+1.62
John L. Krotz	177.50	169	+8.50	Sara A. Holder	101.57	100	+1.57
Shelli Krotz	134.86	127	+7.86	Sharie Goodman	121.44	120	+1.44
Beau W. Hansen	165.67	158	+7.67	Malcolm R. Durand	138.77	138	+0.77
Angie C. Hauserman	128.36	121	+7.36	Michelle L. Limbach	174.55	174	+0.55
Rich Hancock	158.03	151	+7.03	Rick E. Maier	158.52	158	+0.52
Kim L. Hodges	130.62	124	+6.62	Bret M. Samuelson	157.47	157	+0.47
Karen L. Lopez	147.38	141	+6.38	Matt Young	110.21	110	+0.21
Allen S. Noltersmeier	119.58	114	+5.58	Chris Flodine	125.21	125	+0.21
Bryan L. Hodges	156.10	151	+5.10	Dani Krotz	153.07	153	+0.07
Craig A. Schutt	157.84	153	+4.84	Misty Anderson	90.78	91	-0.22
David D. Hibberd	158.52	154	+4.52	Shannon L. Mitchell	144.04	145	-0.96
Lindsay L. McLaughlin	134.84	131	+3.84	Brooke A. Flodine	117.69	119	-1.31
Kira L. Hancock	134.82	131	+3.82	Tyler J. Krotz	67.51	69	-1.49
Tammy Koupal	102.42	99	+3.42	Richard M. Serr	152.47	154	-1.53
Keith D. Koupal	133.13	130	+3.13	Cindy Gibbons	136.38	139	-2.62
Bob Schutt	99.04	96	+3.04	Larry L. Lambrecht	149.57	156	-6.43
Richard L. Lopez	146.64	144	+2.64				

Town & Country 2020-21

Sunday 6:30 pm

Big Apple Fun Center

Most Pins Over Average

Name	----Old----		Old				---Average Change---			Weekly Over Avg	
	Pins	Games	Avg	-1-	-2-	-3-	Total	New - Old	---> +/-	Series Avg +/-	
Shelli Krotz	5145	39	131	191	139	189	519	134.86	- 131.92	= 2.93	519 - 393=126
Daniel R. Harris	7277	42	173	193	218	222	633	175.78	- 173.26	= 2.52	633 - 519=114
John L. Krotz	5756	33	174	258	211	165	634	177.50	- 174.42	= 3.08	634 - 522=112
Nick J. Stockton	6343	42	151	171	236	156	563	153.47	- 151.02	= 2.44	563 - 453=110
Jessica Walker	719	8	89	149	90	122	361	98.18	- 89.88	= 8.31	361 - 267=94
Rich Hancock	5611	36	155	173	187	192	552	158.03	- 155.86	= 2.16	552 - 465=87
Richard M. Serr	6328	42	150	180	173	180	533	152.47	- 150.67	= 1.80	533 - 450=83
Dustin W. Graham	8314	39	213	258	221	242	721	215.12	- 213.18	= 1.94	721 - 639=82
Allen S. Noltersmeier	4948	42	117	112	157	164	433	119.58	- 117.81	= 1.77	433 - 351=82
Bryan L. Hodges	6013	39	154	243	141	159	543	156.10	- 154.18	= 1.92	543 - 462=81
Lindsay L. McLaughlin	5601	42	133	116	168	183	467	134.84	- 133.36	= 1.49	467 - 399=68
Allie E. Moore	5225	33	158	146	210	186	542	160.19	- 158.33	= 1.86	542 - 474=68
Craig A. Schutt	6570	42	156	196	159	178	533	157.84	- 156.43	= 1.42	533 - 468=65
Michelle L. Limbach	6754	39	173	183	182	212	577	174.55	- 173.18	= 1.37	577 - 519=58
Chris Hansen	5442	36	151	183	180	140	503	152.44	- 151.17	= 1.27	503 - 453=50
Jeff D. Snodgrass	3486	29	120	149	106	145	400	121.44	- 120.21	= 1.23	400 - 360=40
Beau W. Hansen	5433	33	164	176	144	211	531	165.67	- 164.64	= 1.03	531 - 492=39
Tyler J. Krotz	2814	42	67	62	77	85	224	67.51	- 67.00	= 0.51	224 - 201=23
Jen Kidd	351	3	bk120	129	121	131	381	122.00	- 117.00	= 5.00	381 - 360=21
Kira L. Hancock	4027	30	134	141	148	133	422	134.82	- 134.23	= 0.58	422 - 402=20
Bob Schutt	4145	42	98	115	100	97	312	99.04	- 98.69	= 0.35	312 - 294=18
Sara A. Holder	3948	39	101	114	98	106	318	101.57	- 101.23	= 0.34	318 - 303=15
Angie C. Hauserman	5377	42	128	120	129	150	399	128.36	- 128.02	= 0.33	399 - 384=15
Bret M. Samuelson	4239	27	157	137	167	181	485	157.47	- 157.00	= 0.47	485 - 471=14
Sophie M. Vetick	5019	42	119	107	133	128	368	119.71	- 119.50	= 0.21	368 - 357=11
Ann M. Graham	6711	39	172	184	179	159	522	172.21	- 172.08	= 0.14	522 - 516=6
Kim L. Hodges	5091	39	130	140	140	115	395	130.62	- 130.54	= 0.08	395 - 390=5
David D. Hibberd	4753	30	158	170	148	160	478	158.52	- 158.43	= 0.08	478 - 474=4
Sharie Goodman	2914	24	121	137	140	88	365	121.44	- 121.42	= 0.03	365 - 363=2
Richard L. Lopez	5723	39	146	135	148	153	436	146.64	- 146.74	= -0.10	436 - 438=-2
Chris Flodine	4510	36	125	160	99	114	373	125.21	- 125.28	= -0.07	373 - 375=-2
Larry L. Lambrecht	5837	39	149	147	144	154	445	149.57	- 149.67	= -0.10	445 - 447=-2
Chris M. Stockton	5045	39	129	116	131	137	384	129.26	- 129.36	= -0.10	384 - 387=-3
Dani Krotz	5973	39	153	163	155	138	456	153.07	- 153.15	= -0.08	456 - 459=-3
Cindy Gibbons	5337	39	136	152	105	134	391	136.38	- 136.85	= -0.47	391 - 408=-17
Brooke A. Flodine	3901	33	118	119	105	112	336	117.69	- 118.21	= -0.52	336 - 354=-18
Matt Young	3988	36	110	84	99	127	310	110.21	- 110.78	= -0.57	310 - 330=-20
Juli Gabbert	3480	39	89	82	79	81	242	88.62	- 89.23	= -0.61	242 - 267=-25

Town & Country 2020-21

<u>Name</u>	<u>-----Old-----</u>		<u>Old</u>				<u>Total</u>	<u>---Average Change---</u>			<u>Weekly Over Avg</u>
	<u>Pins</u>	<u>Games</u>	<u>Avg</u>	<u>-1-</u>	<u>-2-</u>	<u>-3-</u>		<u>New - Old</u>	<u>----> +/-</u>	<u>Series Avg +/-</u>	
Nick Kidd	625	3	bk187	155	197	179	531	192.67	- 208.33	= -15.67	531 - 561=-30
Karen L. Lopez	5793	39	148	128	134	135	397	147.38	- 148.54	= -1.16	397 - 444=-47
Malcolm R. Durand	5048	36	140	107	116	141	364	138.77	- 140.22	= -1.45	364 - 420=-56
Shannon L. Mitchell	6103	42	145	117	144	118	379	144.04	- 145.31	= -1.27	379 - 435=-56

Town & Country 2020-21

Sunday 6:30 pm

Big Apple Fun Center

Alphabetic League Bowler Contact List

USBC							Bowling		
ID Number	Name	Avg	Gms	Phone	Phone	E-mail	Hand	Sex	
9726-4265	Janet E. Anderson	126	9	(308)440-5199	() - -	janet.anderson@kearneycatholic.org	R	W	
9726-4215	Misty Anderson	90	37	(308)233-1422	() - -		L	W	
9726-4266	Courtney L. Bailey	94	6	(308)201-0314	() - -	courtneylb517@gamil.com	R	W	
6201-69	Malcolm R. Durand	138	39	(308)627-8530	() - -		R	M	
4132-1280	Brooke A. Flodine	117	36	(308)991-4709	() - -		R	W	
1494-3032	Chris Flodine	125	39	(308)991-2537	() - -		R	M	
9726-4254	Juli Gabbert	88	42	(308) - -	(308)455-7138		R	W	
4132-135	Cindy Gibbons	136	42	(308)238-1296	() - -		R	W	
9726-4260	Sharie Goodman	121	27	(308)530-5910	() - -	countryattitude6554@icloud.com	R	W	
4132-1398	Ann M. Graham	172	42	(308)293-6554	() - -	annstones86@gmail.com	R	W	
1494-2616	Dustin W. Graham	215	42	(402)760-2000	() - -		R	M	
4137-6870	Ashley K. Hancock	132	30	(308)440-5829	() - -	asherisabella21@gmail.com	R	W	
4132-797	Kira L. Hancock	134	33	(308)440-2128	() - -	kirahancock@gmail.com	R	W	
1494-2387	Rich Hancock	158	39	(308)440-5229	() - -	richardhancock@charter.net	R	M	
4132-665	Trish R. Hancock	127	36	(308)440-6787	() - -	trhancock85@gmail.com	R	W	
1451-282	Beau W. Hansen	165	36	(308)224-6902	() - -		R	M	
4091-404	Chris Hansen	152	39	() - -	() - -	cser175@yahoo.com	L	W	
9726-4255	Daniel R. Harris	175	45	(308) - -	(308)240-2200	brynleeray2014@gmail.com	R	M	
4132-100	Angie C. Hauserman	128	45	(308)234-9280	() - -		R	W	
1494-473	David D. Hibberd	158	33	(308)627-5006	() - -	hibbz05@hotmail.com	R	M	
1494-2652	Bryan L. Hodges	156	42	(308)440-6689	() - -	buffalo_designs@yahoo.com	R	M	
4132-924	Kim L. Hodges	130	42	(308)293-7824	() - -	hodgesfam3@yahoo.com	R	W	
8966-5808	Sara A. Holder	101	42	(308)251-0388	() - -		R	W	
4132-443	Linda A. Johnson	154	3	(308)627-4410	() - -	johnsonkrny@aol.com	R	W	
1486-810	Galen Keas	172	12	(308)390-0751	() - -	galenkeas@hotmail.com	R	M	
4127-1602	Jen Kidd	122	6	(308)293-0075	() - -	jenkidd1@yahoo.com	R	W	
1489-496	Nick Kidd	192	6	(308)627-6139	() - -	nickkidd79@gmail.com	R	M	
1494-352	Kirk E. Kossman	152	15	(308)440-5461	() - -	goosehunter1226@yahoo.com	R	M	
1494-3122	Keith D. Koupal	133	38	(308)233-2253	() - -	ktkoupal@hotmail.com	R	M	
4132-1452	Tammy Koupal	102	36	(308)293-5292	() - -	ktkoupal@hotmail.com	R	W	
4132-1351	Dani Krotz	153	42	(308)440-9799	(308)627-5650		R	W	
1494-2625	John L. Krotz	177	36	(308)440-9799	() - -	jlkrotz@yahoo.com	R	M	
4132-768	Shelli Krotz	134	42	(308)627-5650	() - -	mrkrotz@yahoo.com	R	W	
1494-2911	Tyler J. Krotz	67	45	(308)251-0645	() - -		R	M	
8185-448	Larry L. Lambrecht	149	42	(308)708-1600	() - -	fun.garden34@yahoo.com	R	M	
4132-94	Michelle L. Limbach	174	42	(308)627-5811	() - -	mickibach@yahoo.com	R	W	
1494-2660	Chris Lopez	158	3	(308)293-4589	() - -	marriedlopezman_0@hotmail.com	R	M	
4132-372	Karen L. Lopez	147	42	(308)237-3804	(308)293-9643	kllopez61@gmail.com	R	W	
1494-252	Richard L. Lopez	146	42	(308)293-3289	(308)237-3804	rlopz51@gmail.com	R	M	
1494-3020	Rick E. Maier	158	21	(308)325-8949	() - -	rick32az@gmail.com	R	M	
8793-1511	Jason D. McCaslin	131	9	(308)240-0614	() - -	bbgmccaslin@gmail.com	R	M	
4132-846	Lindsay L. McLaughlin	134	45	(308)627-2109	() - -	lvtwobowl@hotmail.com	R	W	
6197-339	Rebecca L. McPherson	175	3	(402)984-0342	() - -	rebecca.konate@outlook.com	R	W	
4132-1049	Shannon L. Mitchell	144	45	(308)293-6074	() - -	shannon.mitchell.87@gmail.com	R	W	
4132-1405	Allie E. Moore	160	36	(308)224-7641	() - -	allie.moore21@yahoo.com	R	W	
1494-3021	Allen S. Noltersmeier	119	45	(308)233-2249	() - -		R	M	
8193-35541	Jason O. Pedersen	190	3	(480)216-0233	() - -	japed97@gmail.com	R	M	
4132-1524	Michelle J. Peterson	161	3	(308)224-4904	(308)455-8668	mjanep17@gmail.com	R	W	
9726-4262	Ryan S. Robinson	120	12	(308) - -	(916)517-8182	Ryan_Robinson23@yahoo.com	R	M	
11-302136	Bret M. Samuelson	157	30	(308) - -	(308)293-9967		R	M	
9726-4256	Bob Schutt	99	45	(308) - -	(308)216-0853		R	M	
1494-3217	Craig A. Schutt	157	45	(308)216-0911	() - -		R	M	
1494-2455	Richard M. Serr	152	45	(308)440-0152	() - -	rserr@charter.net	R	M	

Town & Country 2020-21

USBC							Bowling	
ID Number	Name	Avg	Gms	Phone	Phone	E-mail	Hand	Sex
1494-3216	Jeff D. Snodgrass	121	32	(402)759-2746	()_-__	ozzie_1980@yahoo.com	R	M
1494-3233	Brian A. Stockman	128	9	(308)293-5943	()_-__	stocky71833@yahoo.com	R	M
4132-955	Chris M. Stockton	129	42	(308)760-0757	()_-__	chrisstockton@gmail.com	R	W
1494-2685	Nick J. Stockton	153	45	(308)760-3835	()_-__	stocky2002@yahoo.com	R	M
5900-6259	Gordon E. Thiessen	226	3	(402)628-0196	()_-__	gordonthiessen@gmail.com	R	M
9726-4257	Sophie M. Vetick	119	45	(308)___-__	(308)708-9300	svetick32@hotmail.com	R	W
9726-4258	Jessica Walker	98	11	(308)470-5570	()_-__	jeswalker802@gmail.com	R	W
4132-852	Lynn M. Watson	86	6	(308)224-9717	()_-__		R	W
9726-4114	Matt Young	110	39	(308)224-8391	()_-__		R	M

Town & Country 2020-21

Big Apple Fun Center

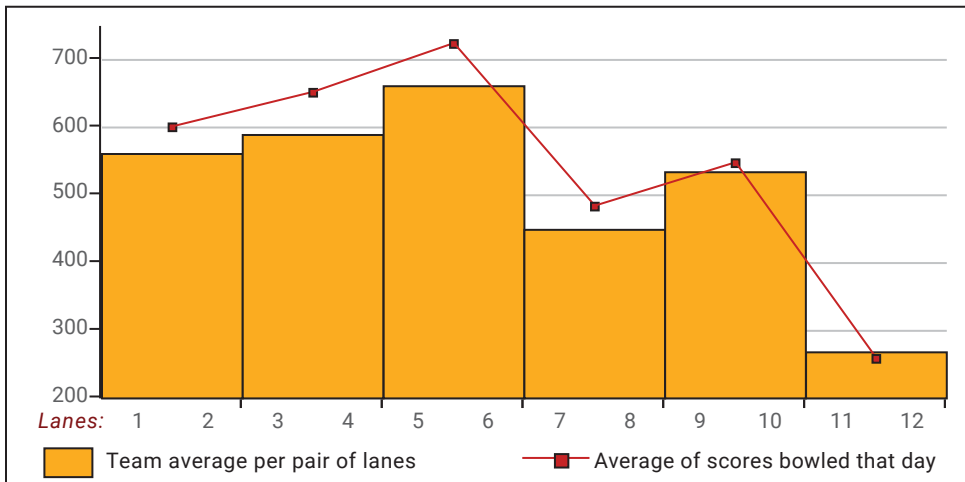
This report is for scores bowled December 20 which is Week 15 of 31

This Week's Statistics

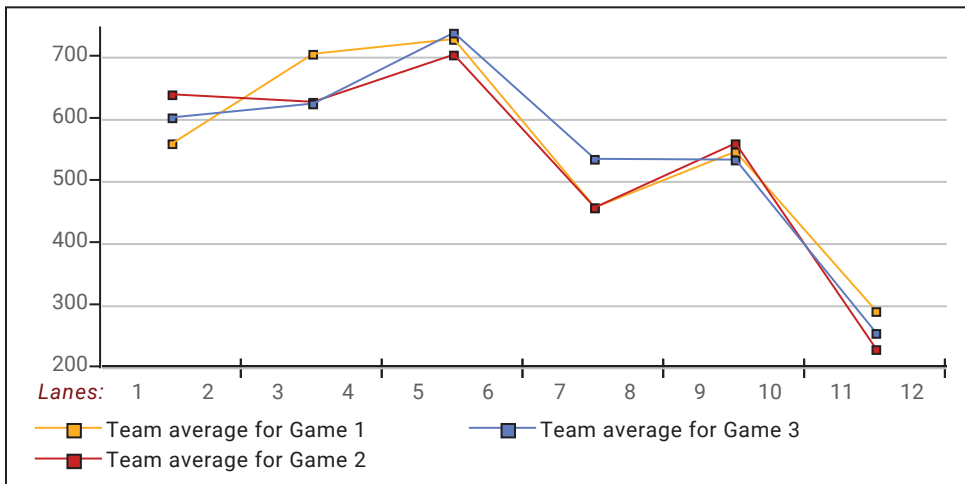
	Over All	Men	Women
How many people bowled	42	21	21
Number of games bowled	126	63	63
Actual average of week's scores	148.87	159.27	138.48
How many games above average	80	42	38
How many games below average	46	21	25
Pins above/below average per game	9.35	12.37	6.33
How many people raised average	29	15	14
by this amount	1.61	1.51	1.71
How many people went down	13	6	7
by this amount	-1.70	-2.99	-0.60
League average before bowling	139.91	147.32	132.50
League average after bowling	140.50	147.55	133.44
Change in league average	0.58	0.23	0.94
800s	--	--	--
775s	--	--	--
750s	--	--	--
725s	--	--	--
700s	1	1	--
675s	--	--	--
650s	--	--	--
625s	2	2	--
600s	--	--	--
575s	1	--	1
550s	2	2	--
525s	6	5	1
500s	3	--	3
475s	2	2	--
450s	2	--	2
425s	3	3	--
400s	2	1	1
below 400	18	5	13
300s	--	--	--
275s	--	--	--
250s	2	2	--
225s	3	3	--
200s	7	5	2
175s	21	11	10
150s	22	16	6
125s	36	12	24
100s	22	7	15
below 100	13	7	6

This report is for scores bowled December 20 which is Week 15 of 31

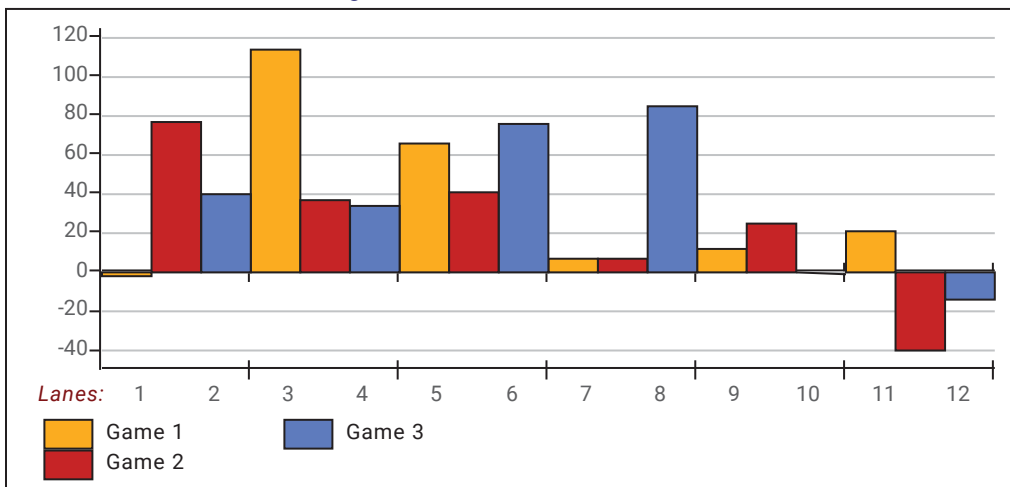
Team Average vs Avg of Scores



Average of Scores for Each Game

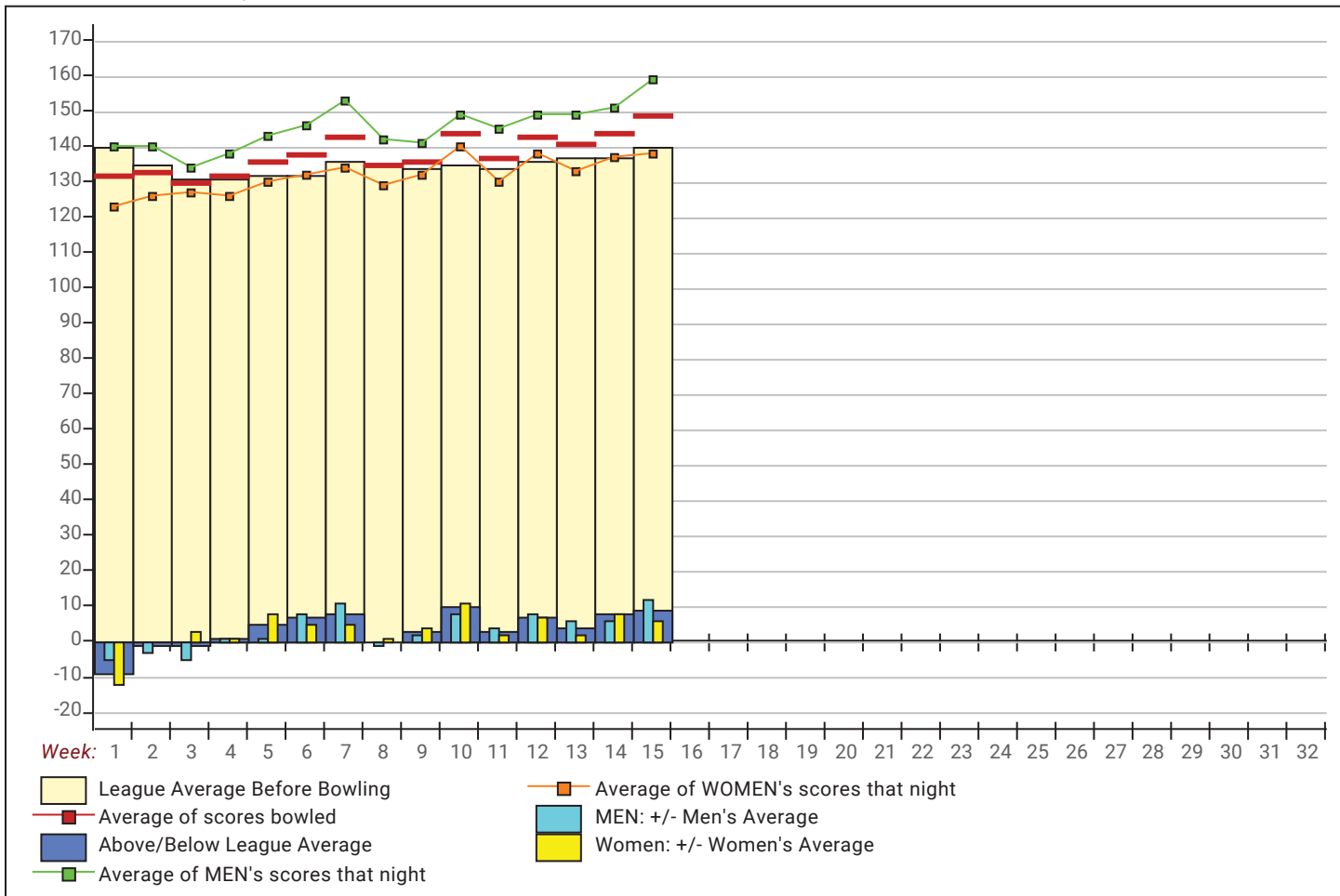


Amount Over/Under Team Average



This report is for scores bowled December 20 which is Week 15 of 31

League Average Week-by-Week



League Average Statistics for Last Week

	League	Right Hand	Left Hand	Men (Lft+Rt)	Women (Lft+Rt)
League Average Before Bowling	139.91	139.64	151.17	147.32	132.50
Average of scores bowled that night	148.87	148.41	167.67	159.27	138.48
New League Average After Bowling	140.50	140.20	152.44	147.55	133.44
Change in League Average	.58	.57	1.27	.23	.94
People Who Bowled Over Average	29	28	1	15	14
People Who Bowled Under Average	13	13		6	7
Average Amount of Series Over Avg	52.48	52.57	50.00	63.60	40.57
Average Amount of Series Under Avg	-26.46	-26.46		-29.17	-24.14
Difference Avg, NiteAvg	9.35	9.17	16.67	12.37	6.33
Number of Bowlers	42	41	1	21	21
Number of Games Bowled	126	123	3	63	63
People Who Raised Their Average	29	28	1	15	14
Raised By an Average of This Amount	1.61	1.62	1.27	1.51	1.71
People Who Lowered Their Average	13	13		6	7
Lowered By an Average of This Amou	-1.70	-1.70		-2.99	-.60
Number of Games Bowled Over Avera	80	78	2	42	38
Number of Games Bowled Under Avera	46	45	1	21	25

Note: Averages are based only on people who bowled.

Town & Country 2020-21

Sunday 6:30 pm

Big Apple Fun Center

Lanes 1 - 12

If you have questions, please contact

John Krotz (308)440-9799 74 Sweetwater Ave, Kearney, NE 68847
Send E-mail to: jlkrotz@yahoo.com

Note: This report includes information through December 20 which is Week 15 of 31

Awards Earned This Week

Name	USBC ID Number	Award Average	Award Games	G1	G2	G3	Series	Award Score	Award Received
Dustin W. Graham	1494-2616 USBC	213	39	258	221	242	721	721	700 Series (Local Assoc. Awards)
	1494-2616 USBC	213	39	258	221	242	721	258	250 Game (Local Assoc. Awards)
Beau W. Hansen	1451-282 USBC	164	33	176	144	211	531	211	200 Game (Local Assoc. Awards)
Daniel R. Harris	9726-4255 USBC	173	42	193	218	222	633	633	600 Series (Local Assoc. Awards)
Bryan L. Hodges	1494-2652 USBC	154	39	243	141	159	543	243	225 Game (Local Assoc. Awards)
	1494-2652 USBC	154	39	243	141	159	543	243	75 Pins Over Average (Local Assoc. Awards)
John L. Krotz	1494-2625 USBC	174	33	258	211	165	634	634	600 Series (Local Assoc. Awards)
	1494-2625 USBC	174	33	258	211	165	634	258	250 Game (Local Assoc. Awards)
	1494-2625 USBC	174	33	258	211	165	634	258	75 Pins Over Average (Local Assoc. Awards)
Michelle R. Krotz	4132-768 USBC	131	39	191	139	189	519	519	500 Series (Local Assoc. Awards)
	4132-768 USBC	131	39	191	139	189	519	191	175 Game (Local Assoc. Awards)
	4132-768 USBC	131	39	191	139	189	519	189	175 Game (Local Assoc. Awards)
Lindsay L. McLaughlin	4132-846 USBC	133	42	116	168	183	467	183	175 Game (Local Assoc. Awards)
Allie E. Moore	4132-1405 USBC	158	33	146	210	186	542	210	200 Game (Local Assoc. Awards)
Allen S. Noltersmeier	1494-3021 USBC	117	42	112	157	164	433	433	400 Series (Local Assoc. Awards)
	1494-3021 USBC	117	42	112	157	164	433	157	150 Game (Local Assoc. Awards)
	1494-3021 USBC	117	42	112	157	164	433	164	150 Game (Local Assoc. Awards)
Jeff D. Snodgrass	1494-3216 USBC	120	29	149	106	145	400	400	400 Series (Local Assoc. Awards)
Nick J. Stockton	1494-2685 USBC	151	42	171	236	156	563	236	225 Game (Local Assoc. Awards)
	1494-2685 USBC	151	42	171	236	156	563	236	75 Pins Over Average (Local Assoc. Awards)

Press Release -- 12/21/2020

12/20/2020 Week 15 of 31

Town & Country 2020-21

Sunday 6:30 pm

Big Apple Fun Center

Lanes 1 - 12

Team Standings

Place	Team Name	Avg p/gm	Points Won	Points Lost	Year-To-Date WON	Y-T-D LOST
1	Lucky Strikes	538	40	20	40	20
2	Cruizers	590	39½	20½	39½	20½
3	Pin Seekers	584	38	22	38	22
4	4 of a Kind	598	36	24	36	24
5	Kidd's Korner	531	34	26	34	26
6	Galen's Pro Shop	724	33½	26½	33½	26½
7	Nightmare	486	32½	27½	32½	27½
8	We Attempt	589	29½	30½	29½	30½
9	Pin Busters	407	28	32	28	32
10	We Dilly Dilly 2	526	22	38	22	38
11	Spare Me	481	19	41	19	41
12	Bye		8	52	8	52

*** Although not shown, standings are determined by points only for the current part

Last Week's Top Scores

	Scratch Game	Scratch Series	Handicap Game	Handicap Series
Men	258 Dustin Graham	721 Dustin Graham	299 Bryan Hodges	744 Daniel Harris
	258 John Krotz	634 John Krotz	295 Nick Stockton	742 John Krotz
	243 Bryan Hodges	633 Daniel Harris	294 John Krotz	740 Nick Stockton
	236 Nick Stockton	563 Nick Stockton	259 Daniel Harris	721 Dustin Graham
	222 Daniel Harris	552 Rich Hancock	258 Dustin Graham	717 Rich Hancock
	211 Beau Hansen	543 Bryan Hodges	257 Beau Hansen	713 Richard Serr
	197 Nick Kidd	533 Richard Serr	257 Allen Noltersmeier	712 Allen Noltersmeier
	196 Craig Schutt	533 Craig Schutt	250 Craig Schutt	711 Bryan Hodges
	192 Rich Hancock	531 Beau Hansen	247 Rich Hancock	695 Craig Schutt
	181 Bret Samuelson	531 Nick Kidd	245 Chris Flodine	670 Jeff Snodgrass
Women	212 Michelle Limbach	577 Michelle Limbach	270 Shelli Krotz	756 Shelli Krotz
	210 Allie Moore	542 Allie Moore	270 Jessica Walker	724 Jessica Walker
	191 Shelli Krotz	522 Ann Graham	262 Allie Moore	698 Lindsay McLaughlin
	184 Ann Graham	519 Shelli Krotz	260 Lindsay McLaughlin	698 Allie Moore
	183 Lindsay McLaughlin	503 Chris Hansen	249 Michelle Limbach	688 Michelle Limbach
	183 Chris Hansen	467 Lindsay McLaughlin	242 Chris Hansen	680 Chris Hansen
	163 Dani Krotz	456 Dani Krotz	232 Angie Hauserman	651 Jen Kidd
	152 Cindy Gibbons	422 Kira Hancock	229 Sharie Goodman	650 Kira Hancock
	150 Angie Hauserman	399 Angie Hauserman	226 Cindy Gibbons	645 Sara Holder
	149 Jessica Walker	397 Karen Lopez	224 Sophie Vetick	645 Angie Hauserman
			224 Kira Hancock	

Town & Country 2020-21

Sunday 6:30 pm

Big Apple Fun Center

Lanes 1 - 12

***** Have FUN! No points awarded this week! *****

President: John Krotz Vice President: Richard Lopez

Secretary/Treasurer: Trish Hancock

Team Standings

Place	#	Team Name	Points Won	Points Lost	%Won	Pins + HDCP	Scratch Pins	Avg p/gm	Year-To-Date WON	Y-T-D LOST	Y-T-D % WON
1	10	Cruizers	40	20	66.7	77401	54487	605	79½	40½	66.3
2	4	Nightmare	40	20	66.7	76841	45446	504	72½	47½	60.4
3	9	Lucky Strikes	37	23	61.7	76932	49368	548	77	43	64.2
4	1	Kidd's Korner	35	25	58.3	76994	49793	553	69	51	57.5
5	8	Spare Me	34	26	56.7	76242	44235	491	53	67	44.2
6	5	Galen's Pro Shop	32	28	53.3	77355	65604	728	65½	54½	54.6
7	6	Pin Busters	32	28	53.3	75926	37423	415	60	60	50.0
8	12	We Dilly Dilly 2	30	30	50.0	75311	48440	538	52	68	43.3
9	7	4 of a Kind	27	33	45.0	77212	55159	612	63	57	52.5
10	11	Pin Seekers	26	34	43.3	76987	53473	594	64	56	53.3
11	2	We Attempt	22	38	36.7	75636	52854	587	51½	68½	42.9
12	3	Bye	5	55		0	0		13	107	10.8

Review of Last Week's Bowling.....

Lanes	Team Name	HDCP -1-	HDCP -2-	HDCP -3-	HDCP Total	Last Wk WON	Team Name	HDCP -1-	HDCP -2-	HDCP -3-	HDCP Total	Last Wk WON
1-2	Nightmare	832	810	818	2460	0	<---> Cruizers	858	846	842	2546	4
3-4	Lucky Strikes	869	892	847	2608	3	<---> Spare Me	811	814	856	2481	1
5-6	Galen's Pro Shop	863	828	836	2527	0	<---> Kidd's Korner	1003	877	900	2780	4
7-8	Pin Busters	937	812	843	2592	2	<---> We Dilly Dilly 2	850	842	889	2581	2
9-10	4 of a Kind	899	816	779	2494	1	<---> Pin Seekers	898	863	788	2549	3
11-12	We Attempt	850	770	810	2430	3	<---> Bye	0	0	0	0	1

Lane Assignments

	1-2	3-4	5-6	7-8	9-10	11-12	
Wk31 04/11	1-2	3-4	5-6	7-8	9-10	11-12	No points Tie-Breaker Scores count
Wk31 04/15	Roll-Off						

Last Week's Top Scores

Team Scratch Game		Team Scratch Series		Team Handicap Game		Team Handicap Series	
742	Galen's Pro Shop	2164	Galen's Pro Shop	1003	Kidd's Korner	2780	Kidd's Korner
699	Kidd's Korner	1868	Kidd's Korner	937	Pin Busters	2608	Lucky Strikes
680	4 of a Kind	1850	Cruizers	899	4 of a Kind	2592	Pin Busters
651	Pin Seekers	1837	4 of a Kind	898	Pin Seekers	2581	We Dilly Dilly 2
626	Cruizers	1808	Pin Seekers	892	Lucky Strikes	2549	Pin Seekers
606	Lucky Strikes	1750	Lucky Strikes	889	We Dilly Dilly 2	2546	Cruizers
598	We Dilly Dilly 2	1708	We Dilly Dilly 2	863	Galen's Pro Shop	2527	Galen's Pro Shop
595	We Attempt	1665	We Attempt	858	Cruizers	2494	4 of a Kind
519	Pin Busters	1470	Nightmare	856	Spare Me	2481	Spare Me
510	Spare Me	1443	Spare Me	850	We Attempt	2460	Nightmare
502	Nightmare	1338	Pin Busters	832	Nightmare	2430	We Attempt
Scratch Game		Scratch Series		Handicap Game		Handicap Series	
Men	244 Bryan Hodges	640	Gordon Thiessen	294	Bryan Hodges	765	Bryan Hodges
	233 Gordon Thiessen	615	Bryan Hodges	270	Keith Koupal	724	Nick Stockton
	214 Daniel Harris	577	Nick Stockton	259	Nick Stockton	681	Chris Flodine
	210 Nick Stockton	553	John Krotz	249	Daniel Harris	676	Keith Koupal
	201 John Krotz	521	Rich Hancock	248	Richard Lopez	665	Rich Hancock
	197 Craig Schutt	504	Beau Hansen	248	Craig Schutt	654	Bret Samuelson
	192 Keith Koupal	504	Bret Samuelson	247	Chris Flodine	654	Craig Schutt
	191 Richard Lopez	501	Craig Schutt	238	Rich Hancock	649	Bob Schutt
	190 Rich Hancock	498	Eric Kruger	233	Gordon Thiessen	646	David Hibberd
	185 Beau Hansen	493	David Hibberd	232	Bob Schutt	640	Gordon Thiessen

Last Week's Top Scores - Continued

Women	194 Allie Moore	540 Michelle Limbach	274 Juli Gabbert	741 Juli Gabbert
	189 Angie Hauserman	525 Allie Moore	269 Angie Hauserman	690 Kim Hodges
	186 Michelle Limbach	491 Ann Graham	241 Chris Stockton	687 Trish Hancock
	175 Ann Graham	480 Kim Hodges	238 Trish Hancock	654 Allie Moore
	167 Karen Lopez	465 Chris Hansen	237 Allie Moore	653 Jessica Walker
	165 Chris Hansen	433 Cindy Gibbons	235 Kim Hodges	651 Angie Hauserman
	165 Kim Hodges	433 Dani Krotz	230 Karen Lopez	651 Sophie Vetick
	164 Dani Krotz	432 Trish Hancock	226 Sophie Vetick	649 Tammy Koupal
	162 Chris Stockton	424 Karen Lopez	225 Dani Krotz	648 Michelle Limbach
	153 Trish Hancock	411 Angie Hauserman	224 Lindsay McLaughlin	646 Cindy Gibbons
	153 Juli Gabbert		224 Jessica Walker	

Season High Scores

<u>Team Scratch Game</u>	<u>Team Scratch Series</u>	<u>Team Handicap Game</u>	<u>Team Handicap Series</u>
874 Galen's Pro Shop	2451 Galen's Pro Shop	1009 Galen's Pro Shop	2856 Galen's Pro Shop
740 Kidd's Korner	2056 Cruizers	1003 Kidd's Korner	2815 Cruizers
739 Cruizers	2050 4 of a Kind	992 Cruizers	2811 Pin Seekers
737 Pin Seekers	2020 Pin Seekers	991 Pin Seekers	2785 4 of a Kind
727 4 of a Kind	1927 We Attempt	967 4 of a Kind	2780 Kidd's Korner
700 We Attempt	1925 Kidd's Korner	965 Nightmare	2759 Spare Me
656 Lucky Strikes	1816 Lucky Strikes	956 We Attempt	2731 Nightmare
633 We Dilly Dilly 2	1806 We Dilly Dilly 2	950 Lucky Strikes	2718 We Dilly Dilly 2
631 Nightmare	1714 Nightmare	940 Pin Busters	2717 Lucky Strikes
570 Spare Me	1641 Spare Me	939 We Dilly Dilly 2	2695 We Attempt
519 Pin Busters	1375 Pin Busters	927 Spare Me	2660 Pin Busters

	<u>Scratch Game</u>	<u>Scratch Series</u>	<u>Handicap Game</u>	<u>Handicap Series</u>
Men	279 Dustin Graham	761 Dustin Graham	308 John Krotz	791 Dustin Graham
	276 John Krotz	668 John Krotz	303 David Hibberd	773 Daniel Harris
	247 David Hibberd	644 Daniel Harris	300 Richard Lopez	765 Bryan Hodges
	244 Bryan Hodges	615 Bryan Hodges	299 Bryan Hodges	762 Richard Lopez
	243 Daniel Harris	605 Bret Samuelson	295 Nick Stockton	758 Bret Samuelson
	240 Beau Hansen	591 Beau Hansen	292 Beau Hansen	756 David Hibberd
	237 Nick Stockton	588 David Hibberd	287 Dustin Graham	755 John Krotz
	236 Richard Lopez	587 Rich Hancock	286 Daniel Harris	747 Malcolm Durand
	224 Rich Hancock	586 Nick Stockton	279 Richard Serr	746 Rich Hancock
	221 Richard Serr	570 Richard Lopez	277 Rich Hancock	740 Nick Stockton
Women	257 Michelle Limbach	613 Ann Graham	294 Michelle Limbach	768 Shelli Krotz
	245 Ann Graham	611 Allie Moore	289 Karen Lopez	755 Allie Moore
	223 Dani Krotz	599 Michelle Limbach	282 Ann Graham	741 Juli Gabbert
	222 Allie Moore	550 Dani Krotz	280 Dani Krotz	740 Michelle Limbach
	221 Karen Lopez	548 Chris Hansen	278 Lindsay McLaughlin	738 Sara Holder
	199 Chris Hansen	526 Shelli Krotz	276 Shelli Krotz	738 Cindy Gibbons
	197 Lindsay McLaughlin	519 Cindy Gibbons	274 Juli Gabbert	737 Kim Hodges
	193 Shelli Krotz	510 Karen Lopez	271 Allie Moore	730 Ann Graham
	192 Shannon Mitchell	506 Kim Hodges	269 Brooke Flodine	726 Chris Hansen
	189 Angie Hauserman	501 Shannon Mitchell	269 Angie Hauserman	724 Lindsay McLaughlin

Team Rosters

1 - Kidd's Korner

<u>Name</u>	<u>Avg</u>	<u>HDCP</u>	<u>Pins</u>	<u>Gms</u>	<u>High Game</u>	<u>High Sers</u>	<u>HDCP Game</u>	<u>HDCP Sers</u>	<u>Most Improved Avg +/-</u>	<u>To Raise Avg +1</u>	<u>To Drop Avg -1</u>	<u>Weekly Over Avg Series Avg +/-</u>
Tammy Koupal	104	106	6584	63	146	374	253	695	99 +5.51	346	279	331 - 312=19
Keith Koupal	132	78	8633	65	192	455	270	707	130 +2.82	411	342	442 - 396=46
Jen Kidd	124	86	4103	33	159	421	247	686	127 -2.67	397	360	
Nick Kidd	172	38	6224	36	232	625	271	694	171 +1.89	523	483	
Kim Hodges	140	70	10151	72	187	506	263	737	124 +16.99	424	348	480 - 420=60
Bryan Hodges	162	48	12195	75	244	615	299	765	151 +11.60	519	440	615 - 480=135

2 - We Attempt

<u>Name</u>	<u>Avg</u>	<u>HDCP</u>	<u>Pins</u>	<u>Gms</u>	<u>High Game</u>	<u>High Sers</u>	<u>HDCP Game</u>	<u>HDCP Sers</u>	<u>Most Improved Avg +/-</u>	<u>To Raise Avg +1</u>	<u>To Drop Avg -1</u>	<u>Weekly Over Avg Series Avg +/-</u>
Ashley Hancock	128	82	8503	66	187	438	268	684	130 -1.17	398	328	369 - 387=-18
Dani Krotz	149	61	13000	87	223	550	280	721	153 -3.57	500	409	433 - 447=-14
Richard Serr	151	59	13625	90	221	558	279	732	154 -2.61	511	417	399 - 456=-57
Larry Lambrecht	155	55	13531	87	211	555	271	735	156 -0.47	509	418	464 - 465=-1

3 - Bye**4 - Nightmare**

<u>Name</u>	<u>Avg</u>	<u>HDCP</u>	<u>Pins</u>	<u>Gms</u>	<u>High Game</u>	<u>High Sers</u>	<u>HDCP Game</u>	<u>HDCP Sers</u>	<u>Most Improved Avg +/-</u>	<u>To Raise Avg +1</u>	<u>To Drop Avg -1</u>	<u>Weekly Over Avg Series Avg +/-</u>
Allen Noltersmeier	120	90	10888	90	164	433	257	712	114 +6.98	365	271	336 - 363=-27
Sara Holder	108	102	9112	84	158	417	263	738	100 +8.48	371	283	336 - 324=12
Malcolm Durand	143	67	12039	84	195	540	274	747	138 +5.32	489	401	396 - 429=-33
Lindsay McLaughlin	138	72	11597	84	197	499	278	724	131 +7.06	496	408	402 - 414=-12

5 - Galen's Pro Shop

<u>Name</u>	<u>Avg</u>	<u>HDCP</u>	<u>Pins</u>	<u>Gms</u>	<u>High Game</u>	<u>High Sers</u>	<u>HDCP Game</u>	<u>HDCP Sers</u>	<u>Most Improved Avg +/-</u>	<u>To Raise Avg +1</u>	<u>To Drop Avg -1</u>	<u>Weekly Over Avg Series Avg +/-</u>
Ann Graham	175	35	14771	84	245	613	282	730	163 +12.85	541	453	491 - 528=-37
Michelle Limbach	174	36	15205	87	257	599	294	740	174 +0.77	545	454	540 - 522=18
David Hibberd	159	51	11977	75	247	588	303	756	154 +5.69	503	424	493 - 477=16
Dustin Graham	217	0	16301	75	279	761	287	791	195 +22.35	703	624	
Jason White	200	10	1202	6	228	626	230	632		607	597	
Gordon Thiessen	214	0	2575	12	245	678	245	678		650	634	640 - 645=-5

6 - Pin Busters

<u>Name</u>	<u>Avg</u>	<u>HDCP</u>	<u>Pins</u>	<u>Gms</u>	<u>High Game</u>	<u>High Sers</u>	<u>HDCP Game</u>	<u>HDCP Sers</u>	<u>Most Improved Avg +/-</u>	<u>To Raise Avg +1</u>	<u>To Drop Avg -1</u>	<u>Weekly Over Avg Series Avg +/-</u>
Juli Gabbert	91	119	6586	72	153	378	274	741	87 +4.47	314	238	378 - 267=111
Jessica Walker	96	114	5120	53	149	361	270	724	95 +1.60	312	255	311 - 288=23
Jeff Snodgrass	123	87	9537	77	176	444	268	711	119 +4.86	383	302	346 - 372=-26
Matt Young	112	98	8451	75	161	405	263	711	110 +2.68	363	284	303 - 339=-36
Misty Anderson	90	120	3623	40	117	322	236	685	91 -0.43	290	246	

7 - 4 of a Kind

<u>Name</u>	<u>Avg</u>	<u>HDCP</u>	<u>Pins</u>	<u>Gms</u>	<u>High Game</u>	<u>High Sers</u>	<u>HDCP Game</u>	<u>HDCP Sers</u>	<u>Most Improved Avg +/-</u>	<u>To Raise Avg +1</u>	<u>To Drop Avg -1</u>	<u>Weekly Over Avg Series Avg +/-</u>
Daniel Harris	174	36	15741	90	243	644	286	773	162 +12.90	534	440	490 - 525=-35
Sophie Vetick	119	91	10761	90	157	401	247	674	118 +1.57	399	305	378 - 357=21
Chris Hansen	155	55	12558	81	199	548	255	726	143 +12.04	546	461	465 - 465=0
Beau Hansen	171	39	13920	81	240	591	292	717	158 +13.85	528	443	504 - 516=-12
Courtney Bailey	94	116	566	6	104	285	219	630		289	279	
Jason McCaslin	131	79	1181	9	165	416	248	665		403	390	

8 - Spare Me

<u>Name</u>	<u>Avg</u>	<u>HDCP</u>	<u>Pins</u>	<u>Gms</u>	<u>High Game</u>	<u>High Sers</u>	<u>HDCP Game</u>	<u>HDCP Sers</u>	<u>Most Improved Avg +/-</u>	<u>To Raise Avg +1</u>	<u>To Drop Avg -1</u>	<u>Weekly Over Avg Series Avg +/-</u>
Karen Lopez	146	64	12778	87	221	510	289	714	141 +5.87	452	361	424 - 441=-17
Sharie Goodman	125	85	8669	69	163	448	244	709	120 +5.64	403	330	383 - 375=8
Tyler Krotz	69	141	6257	90	102	257	244	686	69 +0.52	253	159	176 - 207=-31
Richard Lopez	153	57	11951	78	236	570	300	762	144 +9.22	523	441	460 - 459=1

9 - Lucky Strikes

<u>Name</u>	<u>Avg</u>	<u>HDCP</u>	<u>Pins</u>	<u>Gms</u>	<u>High Game</u>	<u>High Sers</u>	<u>HDCP Game</u>	<u>HDCP Sers</u>	<u>Most Improved Avg +/-</u>	<u>To Raise Avg +1</u>	<u>To Drop Avg -1</u>	<u>Weekly Over Avg Series Avg +/-</u>
Angie Hauserman	131	79	11408	87	189	471	269	717	121 +10.13	472	381	411 - 390=21
Bob Schutt	98	112	8853	90	158	338	270	674	96 +2.37	354	260	313 - 294=19
Craig Schutt	159	51	14392	90	205	559	264	715	153 +6.91	488	394	501 - 477=24
Allie Moore	167	43	12079	72	222	611	271	755	151 +16.76	521	445	525 - 501=24
Janet Anderson	121	89	1826	15	164	422	261	713		370	351	

10 - Cruizers

Name	Avg	HDCP	Pins	Gms	High Game	High Sers	HDCP Game	HDCP Sers	Most Improved Avg +/-	To Raise Avg +1	To Drop Avg -1	Weekly Over Avg Series Avg +/-
Trish Hancock	126	84	10226	81	169	432	256	694	126 +0.25	442	357	432 - 375=57
Shelli Krotz	137	73	11995	87	193	526	276	768	127 +10.87	425	334	344 - 414=-70
Rich Hancock	162	48	13654	84	224	587	277	746	151 +11.55	527	439	521 - 486=35
John Krotz	183	27	14834	81	276	668	308	755	169 +14.14	622	537	553 - 549=4

11 - Pin Seekers

Name	Avg	HDCP	Pins	Gms	High Game	High Sers	HDCP Game	HDCP Sers	Most Improved Avg +/-	To Raise Avg +1	To Drop Avg -1	Weekly Over Avg Series Avg +/-
Chris Stockton	131	79	11437	87	171	456	254	702	127 +4.46	443	352	407 - 393=14
Shannon Mitchell	140	70	12627	90	192	501	260	702	145 -4.70	486	392	320 - 423=-103
Kirk Kossman	152	58	2281	15	180	526	245	718		473	454	
Nick Stockton	162	48	14585	90	237	586	295	740	144 +18.06	574	480	577 - 483=94
Bret Samuelson	161	49	12080	75	213	605	276	758	157 +4.07	556	477	504 - 480=24

12 - We Dilly Dilly 2

Name	Avg	HDCP	Pins	Gms	High Game	High Sers	HDCP Game	HDCP Sers	Most Improved Avg +/-	To Raise Avg +1	To Drop Avg -1	Weekly Over Avg Series Avg +/-
Brooke Flodine	117	93	9154	78	175	417	269	713	119 -1.64	404	322	345 - 351=-6
Chris Flodine	127	83	10746	84	179	450	265	711	125 +2.93	390	302	432 - 381=51
Cindy Gibbons	139	71	12148	87	180	519	251	738	139 +0.63	452	361	433 - 417=16
Eric Kruger	166	44	4986	30	226	560	279	722	162 +4.20	525	491	498 - 498=0
Rick Maier	158	52	3329	21	190	533	229	650	158 +0.52	487	462	
Lynn Watson	86	124	521	6	121	303	226	618		262	252	

Temporary Substitutes

 Men

Name	Avg	HDCP	Pins	Gms	High Game	High Sers	HDCP Game	HDCP Sers	Most Improved Avg +/-	To Raise Avg +1	To Drop Avg -1	Weekly Over Avg Series Avg +/-
Kevin Crites	152	58	914	6	185	499	229	631		463	453	
Galen Keas	172	38	2069	12	212	533	239	641		526	510	
Chris Lopez	158	52	476	3	196	476	248	632		478	471	
Jason Pedersen	190	20	572	3	214	572	234	632		574	567	
Ryan Robinson	120	90	1440	12	149	383	240	656		375	359	
Brian Stockman	128	82	1154	9	175	424	264	691		394	381	

 Women

Name	Avg	HDCP	Pins	Gms	High Game	High Sers	HDCP Game	HDCP Sers	Most Improved Avg +/-	To Raise Avg +1	To Drop Avg -1	Weekly Over Avg Series Avg +/-
Kira Hancock	135	75	5671	42	196	516	276	756	131 +4.02	449	403	
Linda Johnson	154	56	463	3	169	463	225	631		467	460	
Rebecca McPherson	175	35	526	3	204	526	239	631		530	523	
Michelle Peterson	161	49	483	3	178	483	227	630		489	482	

Individual High Averages

Men	Women
217.35 Dustin Graham	175.85 Ann Graham
183.14 John Krotz	174.77 Michelle Limbach
174.90 Daniel Harris	167.76 Allie Moore
171.85 Beau Hansen	155.04 Chris Hansen
162.60 Bryan Hodges	149.43 Dani Krotz
162.55 Rich Hancock	146.87 Karen Lopez
162.06 Nick Stockton	140.99 Kim Hodges
161.07 Bret Samuelson	140.30 Shannon Mitchell
159.91 Craig Schutt	139.63 Cindy Gibbons
159.69 David Hibberd	138.06 Lindsay McLaughlin

Most Improved Average

Men	195 to 217.35 =+22.35Dustin Graham	144 to 162.06 =+18.06 Nick Stockton	169 to 183.14 =+14.14John Krotz
	158 to 171.85 =+13.85Beau Hansen	162 to 174.90 =+12.90 Daniel Harris	151 to 162.60 =+11.60Bryan Hodges
Women	124 to 140.99 =+16.99Kim Hodges	151 to 167.76 =+16.76 Allie Moore	163 to 175.85 =+12.85Ann Graham
	143 to 155.04 =+12.04Chris Hansen	127 to 137.87 =+10.87Shelli Krotz	121 to 131.13 =+10.13Angie Hauserma

Most Un-Improved Averages

Men	154 to 151.39 = -2.61 Richard Serr	156 to 155.53 = -0.47 Larry Lambrecht	69 to 69.52 = +0.52 Tyler Krotz
	158 to 158.52 = +0.52 Rick Maier	171 to 172.89 = +1.89 Nick Kidd	96 to 98.37 = +2.37 Bob Schutt
Women	145 to 140.30 = -4.70 Shannon Mitchell	153 to 149.43 = -3.57 Dani Krotz	127 to 124.33 = -2.67 Jen Kidd
	119 to 117.36 = -1.64 Brooke Flodine	130 to 128.83 = -1.17 Ashley Hancock	91 to 90.57 = -0.43 Misty Anderson

Town & Country 2020-21

Big Apple Fun Center

Reprint of Scores -- Week 30

Lane 1 4 - Nightmare Week 30 4/11/2021

Name	Old	Old						HDCP
	Avg	HDCP	-1-	-2-	-3-	Total	Total	
Allen S. Noltersmeier	121	89	112	114	110	336	603	
Sara A. Holder	108	102	108	108	120	336	642	
Malcolm R. Durand	143	67	130	132	134	396	597	
Lindsay L. McLaughlin	138	72	152	126	124	402	618	
			====	====	====	====	====	
Scratch Total			502	480	488	1470	1470	
Handicap			330	330	330	990		
Total			832	810	818	1470	2460	
Team Points Won			0.0	0.0	0.0	0.0	0.0	

Lane 2 10 - Cruizers Week 30 4/11/2021

Name	Old	Old						HDCP
	Avg	HDCP	-1-	-2-	-3-	Total	Total	
Trish R. Hancock	125	85	146	133	153	432	687	
Shelli Krotz	138	72	118	115	111	344	560	
Rich Hancock	162	48	190	186	145	521	665	
John L. Krotz	183	27	172	180	201	553	634	
			====	====	====	====	====	
Scratch Total			626	614	610	1850	1850	
Handicap			232	232	232	696		
Total			858	846	842	1850	2546	
Team Points Won			1.0	1.0	1.0	4.0	4.0	

Lane 3 9 - Lucky Strikes Week 30 4/11/2021

Name	Old	Old						HDCP
	Avg	HDCP	-1-	-2-	-3-	Total	Total	
Angie C. Hauserman	130	80	119	189	103	411	651	
Bob Schutt	98	112	120	96	97	313	649	
Craig A. Schutt	159	51	197	137	167	501	654	
Allie E. Moore	167	43	147	184	194	525	654	
			====	====	====	====	====	
Scratch Total			583	606	561	1750	1750	
Handicap			286	286	286	858		
Total			869	892	847	1750	2608	
Team Points Won			1.0	1.0	0.0	3.0	3.0	

Lane 4 8 - Spare Me Week 30 4/11/2021

Name	Old	Old						HDCP
	Avg	HDCP	-1-	-2-	-3-	Total	Total	
Karen L. Lopez	147	63	133	167	124	424	613	
Sharie Goodman	125	85	123	129	131	383	638	
Tyler J. Krotz	69	141	72	40	64	176	599	
Richard L. Lopez	153	57	137	132	191	460	631	
			====	====	====	====	====	
Scratch Total			465	468	510	1443	1443	
Handicap			346	346	346	1038		
Total			811	814	856	1443	2481	
Team Points Won			0.0	0.0	1.0	1.0	1.0	

Lane 5 5 - Galen's Pro Shop Week 30 4/11/2021

Name	Old	Old						HDCP
	Avg	HDCP	-1-	-2-	-3-	Total	Total	
Ann M. Graham	176	34	160	156	175	491	593	
Michelle L. Limbach	174	36	178	176	186	540	648	
David D. Hibberd	159	51	179	142	172	493	646	
Gordon E. Thiessen	215	0	225	233	182	640	640	
			====	====	====	====	====	
Scratch Total			742	707	715	2164	2164	
Handicap			121	121	121	363		
Total			863	828	836	2164	2527	
Team Points Won			0.0	0.0	0.0	0.0	0.0	

Lane 6 1 - Kidd's Korner Week 30 4/11/2021

Name	Old	Old						HDCP
	Avg	HDCP	-1-	-2-	-3-	Total	Total	
Tammy Koupal	104	106	98	117	116	331	649	
Keith D. Koupal	132	78	192	133	117	442	676	
Kim L. Hodges	140	70	165	153	162	480	690	
Bryan L. Hodges	160	50	244	170	201	615	765	
			====	====	====	====	====	
Scratch Total			699	573	596	1868	1868	
Handicap			304	304	304	912		
Total			1003	877	900	1868	2780	
Team Points Won			1.0	1.0	1.0	4.0	4.0	

Lane 7 6 - Pin Busters Week 30 4/11/2021

Name	Old	Old						HDCP
	Avg	HDCP	-1-	-2-	-3-	Total	Total	
Juli Gabbert	89	121	153	113	112	378	741	
Jessica Walker	96	114	108	93	110	311	653	
Jeff D. Snodgrass	124	86	133	107	106	346	604	
Matt Young	113	97	125	81	97	303	594	
			====	====	====	====	====	
Scratch Total			519	394	425	1338	1338	
Handicap			418	418	418	1254		
Total			937	812	843	1338	2592	
Team Points Won			1.0	0.0	0.0	2.0	2.0	

Lane 8 12 - We Dilly Dilly 2 Week 30 4/11/2021

Name	Old	Old						HDCP
	Avg	HDCP	-1-	-2-	-3-	Total	Total	
Brooke A. Flodine	117	93	107	126	112	345	624	
Chris Flodine	127	83	149	119	164	432	681	
Cindy Gibbons	139	71	141	148	144	433	646	
Eric E. Kruger	166	44	162	158	178	498	630	
			====	====	====	====	====	
Scratch Total			559	551	598	1708	1708	
Handicap			291	291	291	873		
Total			850	842	889	1708	2581	
Team Points Won			0.0	1.0	1.0	2.0	2.0	

Lane 9 7 - 4 of a Kind Week 30 4/11/2021

Name	Old	Old						HDCP
	Avg	HDCP	-1-	-2-	-3-	Total	Total	
Daniel R. Harris	175	35	214	142	134	490	595	
Sophie M. Vetick	119	91	135	131	112	378	651	
Chris Hansen	155	55	146	154	165	465	630	
Beau W. Hansen	172	38	185	170	149	504	618	
			====	====	====	====	====	
Scratch Total			680	597	560	1837	1837	
Handicap			219	219	219	657		
Total			899	816	779	1837	2494	
Team Points Won			1.0	0.0	0.0	1.0	1.0	

Lane 10 11 - Pin Seekers Week 30 4/11/2021

Name	Old	Old						HDCP
	Avg	HDCP	-1-	-2-	-3-	Total	Total	
Chris M. Stockton	131	79	162	134	111	407	644	
Shannon L. Mitchell	141	69	110	100	110	320	527	
Bret M. Samuelson	160	50	169	179	156	504	654	
Nick J. Stockton	161	49	210	203	164	577	724	
			====	====	====	====	====	
Scratch Total			651	616	541	1808	1808	
Handicap			247	247	247	741		
Total			898	863	788	1808	2549	
Team Points Won			0.0	1.0	1.0	3.0	3.0	

Town & Country 2020-21

Lane 11 2 - We Attempt Week 30 4/11/2021

<u>Name</u>	<u>Old Avg</u>	<u>Old HDCP</u>	<u>-1-</u>	<u>-2-</u>	<u>-3-</u>	<u>Total</u>	<u>HDCP Total</u>
Ashley K. Hancock	129	81	136	104	129	369	612
Dani Krotz	149	61	164	124	145	433	616
Richard M. Serr	152	58	127	135	137	399	573
Larry L. Lambrecht	155	55	168	152	144	464	629
			====	====	====	====	====
<i>Scratch Total</i>			595	515	555	1665	1665
<i>Handicap</i>			255	255	255		765
<i>Total</i>			850	770	810	1665	2430
<i>Team Points Won</i>			1.0	0.0	1.0	3.0	3.0

Lane 12 3 - Bye Week 30 4/11/2021

<u>Name</u>	<u>Old Avg</u>	<u>Old HDCP</u>	<u>-1-</u>	<u>-2-</u>	<u>-3-</u>	<u>Total</u>	<u>HDCP Total</u>
<i>No one bowled</i>							

Town & Country 2020-21

Sunday 6:30 pm

Big Apple Fun Center

Change in Average

Name	----Old----		Old Avg	-1- -2- -3-			Total	---Average Change---			Weekly Over Avg Series Avg +/-
	Pins	Games		-1-	-2-	-3-		New - Old	---> +/-		
Janet E. Anderson	1826	15	121				0	121.73	- 121.73	= 0.00	
Misty Anderson	3623	40	90				0	90.57	- 90.58	= 0.00	
Courtney L. Bailey	566	6	94				0	94.33	- 94.33	= 0.00	
Kevin D. Crites	914	6	152				0	152.33	- 152.33	= 0.00	
Malcolm R. Durand	11643	81	143	130	132	134	396	143.32	- 143.74	= -0.42	396 - 429=-33
Brooke A. Flodine	8809	75	117	107	126	112	345	117.36	- 117.45	= -0.09	345 - 351=-6
Chris Flodine	10314	81	127	149	119	164	432	127.93	- 127.33	= 0.60	432 - 381=51
Juli Gabbert	6208	69	89	153	113	112	378	91.47	- 89.97	= 1.50	378 - 267=111
Cindy Gibbons	11715	84	139	141	148	144	433	139.63	- 139.46	= 0.17	433 - 417=16
Sharie Goodman	8286	66	125	123	129	131	383	125.64	- 125.55	= 0.09	383 - 375=8
Ann M. Graham	14280	81	176	160	156	175	491	175.85	- 176.30	= -0.45	491 - 528=-37
Dustin W. Graham	16301	75	217				0	217.35	- 217.35	= 0.00	
Ashley K. Hancock	8134	63	129	136	104	129	369	128.83	- 129.11	= -0.28	369 - 387=-18
Kira L. Hancock	5671	42	135				0	135.02	- 135.02	= 0.00	
Rich Hancock	13133	81	162	190	186	145	521	162.55	- 162.14	= 0.41	521 - 486=35
Trish R. Hancock	9794	78	125	146	133	153	432	126.25	- 125.56	= 0.68	432 - 375=57
Beau W. Hansen	13416	78	172	185	170	149	504	171.85	- 172.00	= -0.15	504 - 516=-12
Chris Hansen	12093	78	155	146	154	165	465	155.04	- 155.04	= 0.00	465 - 465=0
Daniel R. Harris	15251	87	175	214	142	134	490	174.90	- 175.30	= -0.40	490 - 525=-35
Angie C. Hauserman	10997	84	130	119	189	103	411	131.13	- 130.92	= 0.21	411 - 390=21
David D. Hibberd	11484	72	159	179	142	172	493	159.69	- 159.50	= 0.19	493 - 477=16
Bryan L. Hodges	11580	72	160	244	170	201	615	162.60	- 160.83	= 1.77	615 - 480=135
Kim L. Hodges	9671	69	140	165	153	162	480	140.99	- 140.16	= 0.83	480 - 420=60
Sara A. Holder	8776	81	108	108	108	120	336	108.48	- 108.35	= 0.13	336 - 324=12
Linda A. Johnson	463	3	154				0	154.33	- 154.33	= 0.00	
Galen Keas	2069	12	172				0	172.42	- 172.42	= 0.00	
Jen Kidd	4103	33	124				0	124.33	- 124.33	= 0.00	
Nick Kidd	6224	36	172				0	172.89	- 172.89	= 0.00	
Kirk E. Kossman	2281	15	152				0	152.07	- 152.07	= 0.00	
Keith D. Koupal	8191	62	132	192	133	117	442	132.82	- 132.11	= 0.70	442 - 396=46
Tammy Koupal	6253	60	104	98	117	116	331	104.51	- 104.22	= 0.29	331 - 312=19
Dani Krotz	12567	84	149	164	124	145	433	149.43	- 149.61	= -0.18	433 - 447=-14
John L. Krotz	14281	78	183	172	180	201	553	183.14	- 183.09	= 0.05	553 - 549=4
Shelli Krotz	11651	84	138	118	115	111	344	137.87	- 138.70	= -0.83	344 - 414=-70
Tyler J. Krotz	6081	87	69	72	40	64	176	69.52	- 69.90	= -0.37	176 - 207=-31
Eric E. Kruger	4488	27	166	162	158	178	498	166.20	- 166.22	= -0.02	498 - 498=0
Larry L. Lambrecht	13067	84	155	168	152	144	464	155.53	- 155.56	= -0.03	464 - 465=-1
Michelle L. Limbach	14665	84	174	178	176	186	540	174.77	- 174.58	= 0.19	540 - 522=18

Town & Country 2020-21

Name	----Old----		Old Avg				Total	---Average Change---			Weekly Over Avg Series Avg +/-
	Pins	Games		-1-	-2-	-3-		New - Old	----> +/-	=	
Chris Lopez	476	3	158				0	158.67	- 158.67	=	0.00
Karen L. Lopez	12354	84	147	133	167	124	424	146.87	- 147.07	=	-0.20
Richard L. Lopez	11491	75	153	137	132	191	460	153.22	- 153.21	=	0.00
Rick E. Maier	3329	21	158				0	158.52	- 158.52	=	0.00
Jason D. McCaslin	1181	9	131				0	131.22	- 131.22	=	0.00
Lindsay L. McLaughlin	11195	81	138	152	126	124	402	138.06	- 138.21	=	-0.15
Rebecca L. McPherson	526	3	175				0	175.33	- 175.33	=	0.00
Shannon L. Mitchell	12307	87	141	110	100	110	320	140.30	- 141.46	=	-1.16
Allie E. Moore	11554	69	167	147	184	194	525	167.76	- 167.45	=	0.31
Allen S. Noltersmeier	10552	87	121	112	114	110	336	120.98	- 121.29	=	-0.31
Jason O. Pedersen	572	3	190				0	190.67	- 190.67	=	0.00
Michelle J. Peterson	483	3	161				0	161.00	- 161.00	=	0.00
Ryan S. Robinson	1440	12	120				0	120.00	- 120.00	=	0.00
Bret M. Samuelson	11576	72	160	169	179	156	504	161.07	- 160.78	=	0.29
Bob Schutt	8540	87	98	120	96	97	313	98.37	- 98.16	=	0.21
Craig A. Schutt	13891	87	159	197	137	167	501	159.91	- 159.67	=	0.24
Richard M. Serr	13226	87	152	127	135	137	399	151.39	- 152.02	=	-0.63
Jeff D. Snodgrass	9191	74	124	133	107	106	346	123.86	- 124.20	=	-0.35
Brian A. Stockman	1154	9	128				0	128.22	- 128.22	=	0.00
Chris M. Stockton	11030	84	131	162	134	111	407	131.46	- 131.31	=	0.15
Nick J. Stockton	14008	87	161	210	203	164	577	162.06	- 161.01	=	1.04
Gordon E. Thiessen	1935	9	215	225	233	182	640	214.58	- 215.00	=	-0.42
Sophie M. Vetick	10383	87	119	135	131	112	378	119.57	- 119.34	=	0.22
Jessica Walker	4809	50	96	108	93	110	311	96.60	- 96.18	=	0.42
Lynn M. Watson	521	6	86				0	86.83	- 86.83	=	0.00
Jason T. White	1202	6	200				0	200.33	- 200.33	=	0.00
Matt Young	8148	72	113	125	81	97	303	112.68	- 113.17	=	-0.49

Town & Country 2020-21

Sunday 6:30 pm

Big Apple Fun Center

High Average Listing

<u>Name</u>	<u>True Average</u>	<u>Pins</u>	<u>Gms</u>	<u>To Raise Avg +1</u>	<u>To Drop Avg -1</u>
Dustin W. Graham	217.35	16301	75	703	624
Gordon E. Thiessen	214.58	2575	12	650	634
Jason T. White	200.33	1202	6	607	597
Jason O. Pedersen	190.67	572	3	574	567
John L. Krotz	183.14	14834	81	622	537
Ann M. Graham	175.85	14771	84	541	453
Rebecca L. McPherson	175.33	526	3	530	523
Daniel R. Harris	174.90	15741	90	534	440
Michelle L. Limbach	174.77	15205	87	545	454
Nick Kidd	172.89	6224	36	523	483
Galen Keas	172.42	2069	12	526	510
Beau W. Hansen	171.85	13920	81	528	443
Allie E. Moore	167.76	12079	72	521	445
Eric E. Kruger	166.20	4986	30	525	491
Bryan L. Hodges	162.60	12195	75	519	440
Rich Hancock	162.55	13654	84	527	439
Nick J. Stockton	162.06	14585	90	574	480
Bret M. Samuelson	161.07	12080	75	556	477
Michelle J. Peterson	161.00	483	3	489	482
Craig A. Schutt	159.91	14392	90	488	394
David D. Hibberd	159.69	11977	75	503	424
Chris Lopez	158.67	476	3	478	471
Rick E. Maier	158.52	3329	21	487	462
Larry L. Lambrecht	155.53	13531	87	509	418
Chris Hansen	155.04	12558	81	546	461
Linda A. Johnson	154.33	463	3	467	460
Richard L. Lopez	153.22	11951	78	523	441
Kevin D. Crites	152.33	914	6	463	453
Kirk E. Kossman	152.07	2281	15	473	454
Richard M. Serr	151.39	13625	90	511	417
Dani Krotz	149.43	13000	87	500	409
Karen L. Lopez	146.87	12778	87	452	361
Malcolm R. Durand	143.32	12039	84	489	401
Kim L. Hodges	140.99	10151	72	424	348
Shannon L. Mitchell	140.30	12627	90	486	392
Cindy Gibbons	139.63	12148	87	452	361
Lindsay L. McLaughlin	138.06	11597	84	496	408
Shelli Krotz	137.87	11995	87	425	334
Kira L. Hancock	135.02	5671	42	449	403
Keith D. Koupal	132.82	8633	65	411	342
Chris M. Stockton	131.46	11437	87	443	352
Jason D. McCaslin	131.22	1181	9	403	390
Angie C. Hauserman	131.13	11408	87	472	381
Ashley K. Hancock	128.83	8503	66	398	328
Brian A. Stockman	128.22	1154	9	394	381
Chris Flodine	127.93	10746	84	390	302
Trish R. Hancock	126.25	10226	81	442	357
Sharie Goodman	125.64	8669	69	403	330
Jen Kidd	124.33	4103	33	397	360

Town & Country 2020-21

Name	True Average	Pins Gms		To Raise Avg +1	To Drop Avg -1
Jeff D. Snodgrass	123.86	9537	77	383	302
Janet E. Anderson	121.73	1826	15	370	351
Allen S. Noltersmeier	120.98	10888	90	365	271
Ryan S. Robinson	120.00	1440	12	375	359
Sophie M. Vetick	119.57	10761	90	399	305
Brooke A. Flodine	117.36	9154	78	404	322
Matt Young	112.68	8451	75	363	284
Sara A. Holder	108.48	9112	84	371	283
Tammy Koupal	104.51	6584	63	346	279
Bob Schutt	98.37	8853	90	354	260
Jessica Walker	96.60	5120	53	312	255
Courtney L. Bailey	94.33	566	6	289	279
Juli Gabbert	91.47	6586	72	314	238
Misty Anderson	90.57	3623	40	290	246
Lynn M. Watson	86.83	521	6	262	252
Tyler J. Krotz	69.52	6257	90	253	159

Town & Country 2020-21

Sunday 6:30 pm

Big Apple Fun Center

Lanes 1 - 12

* Bowlers listed must have a minimum of 21 games.

Note: This report includes information through April 11 which is Week 30 of 31

Most Improved Averages

Name	True Average	Most Improved Avg	+/-	Name	True Average	Most Improved Avg	+/-
Dustin W. Graham	217.35	195	+22.35	Chris M. Stockton	131.46	127	+4.46
Nick J. Stockton	162.06	144	+18.06	Eric E. Kruger	166.20	162	+4.20
Kim L. Hodges	140.99	124	+16.99	Bret M. Samuelson	161.07	157	+4.07
Allie E. Moore	167.76	151	+16.76	Kira L. Hancock	135.02	131	+4.02
John L. Krotz	183.14	169	+14.14	Chris Flodine	127.93	125	+2.93
Beau W. Hansen	171.85	158	+13.85	Keith D. Koupal	132.82	130	+2.82
Daniel R. Harris	174.90	162	+12.90	Matt Young	112.68	110	+2.68
Ann M. Graham	175.85	163	+12.85	Bob Schutt	98.37	96	+2.37
Chris Hansen	155.04	143	+12.04	Nick Kidd	172.89	171	+1.89
Bryan L. Hodges	162.60	151	+11.60	Jessica Walker	96.60	95	+1.60
Rich Hancock	162.55	151	+11.55	Sophie M. Vetick	119.57	118	+1.57
Shelli Krotz	137.87	127	+10.87	Michelle L. Limbach	174.77	174	+0.77
Angie C. Hauserman	131.13	121	+10.13	Cindy Gibbons	139.63	139	+0.63
Richard L. Lopez	153.22	144	+9.22	Rick E. Maier	158.52	158	+0.52
Sara A. Holder	108.48	100	+8.48	Tyler J. Krotz	69.52	69	+0.52
Lindsay L. McLaughlin	138.06	131	+7.06	Trish R. Hancock	126.25	126	+0.25
Allen S. Noltersmeier	120.98	114	+6.98	Misty Anderson	90.57	91	-0.43
Craig A. Schutt	159.91	153	+6.91	Larry L. Lambrecht	155.53	156	-0.47
Karen L. Lopez	146.87	141	+5.87	Ashley K. Hancock	128.83	130	-1.17
David D. Hibberd	159.69	154	+5.69	Brooke A. Flodine	117.36	119	-1.64
Sharie Goodman	125.64	120	+5.64	Richard M. Serr	151.39	154	-2.61
Tammy Koupal	104.51	99	+5.51	Jen Kidd	124.33	127	-2.67
Malcolm R. Durand	143.32	138	+5.32	Dani Krotz	149.43	153	-3.57
Jeff D. Snodgrass	123.86	119	+4.86	Shannon L. Mitchell	140.30	145	-4.70
Juli Gabbert	91.47	87	+4.47				

Town & Country 2020-21

Sunday 6:30 pm

Big Apple Fun Center

Most Pins Over Average

Name	----Old----		Old				---Average Change---			Weekly Over Avg	
	Pins	Games	Avg	-1-	-2-	-3-	Total	New - Old	---> +/-	Series Avg +/-	
Bryan L. Hodges	11580	72	160	244	170	201	615	162.60	- 160.83	= 1.77	615 - 480=135
Juli Gabbert	6208	69	89	153	113	112	378	91.47	- 89.97	= 1.50	378 - 267=111
Nick J. Stockton	14008	87	161	210	203	164	577	162.06	- 161.01	= 1.04	577 - 483=94
Kim L. Hodges	9671	69	140	165	153	162	480	140.99	- 140.16	= 0.83	480 - 420=60
Trish R. Hancock	9794	78	125	146	133	153	432	126.25	- 125.56	= 0.68	432 - 375=57
Chris Flodine	10314	81	127	149	119	164	432	127.93	- 127.33	= 0.60	432 - 381=51
Keith D. Koupal	8191	62	132	192	133	117	442	132.82	- 132.11	= 0.70	442 - 396=46
Rich Hancock	13133	81	162	190	186	145	521	162.55	- 162.14	= 0.41	521 - 486=35
Allie E. Moore	11554	69	167	147	184	194	525	167.76	- 167.45	= 0.31	525 - 501=24
Bret M. Samuelson	11576	72	160	169	179	156	504	161.07	- 160.78	= 0.29	504 - 480=24
Craig A. Schutt	13891	87	159	197	137	167	501	159.91	- 159.67	= 0.24	501 - 477=24
Jessica Walker	4809	50	96	108	93	110	311	96.60	- 96.18	= 0.42	311 - 288=23
Angie C. Hauserman	10997	84	130	119	189	103	411	131.13	- 130.92	= 0.21	411 - 390=21
Sophie M. Vetick	10383	87	119	135	131	112	378	119.57	- 119.34	= 0.22	378 - 357=21
Tammy Koupal	6253	60	104	98	117	116	331	104.51	- 104.22	= 0.29	331 - 312=19
Bob Schutt	8540	87	98	120	96	97	313	98.37	- 98.16	= 0.21	313 - 294=19
Michelle L. Limbach	14665	84	174	178	176	186	540	174.77	- 174.58	= 0.19	540 - 522=18
Cindy Gibbons	11715	84	139	141	148	144	433	139.63	- 139.46	= 0.17	433 - 417=16
David D. Hibberd	11484	72	159	179	142	172	493	159.69	- 159.50	= 0.19	493 - 477=16
Chris M. Stockton	11030	84	131	162	134	111	407	131.46	- 131.31	= 0.15	407 - 393=14
Sara A. Holder	8776	81	108	108	108	120	336	108.48	- 108.35	= 0.13	336 - 324=12
Sharie Goodman	8286	66	125	123	129	131	383	125.64	- 125.55	= 0.09	383 - 375=8
John L. Krotz	14281	78	183	172	180	201	553	183.14	- 183.09	= 0.05	553 - 549=4
Richard L. Lopez	11491	75	153	137	132	191	460	153.22	- 153.21	= 0.00	460 - 459=1
Chris Hansen	12093	78	155	146	154	165	465	155.04	- 155.04	= 0.00	465 - 465=0
Eric E. Kruger	4488	27	166	162	158	178	498	166.20	- 166.22	= -0.02	498 - 498=0
Larry L. Lambrecht	13067	84	155	168	152	144	464	155.53	- 155.56	= -0.03	464 - 465=-1
Gordon E. Thiessen	1935	9	215	225	233	182	640	214.58	- 215.00	= -0.42	640 - 645=-5
Brooke A. Flodine	8809	75	117	107	126	112	345	117.36	- 117.45	= -0.09	345 - 351=-6
Lindsay L. McLaughlin	11195	81	138	152	126	124	402	138.06	- 138.21	= -0.15	402 - 414=-12
Beau W. Hansen	13416	78	172	185	170	149	504	171.85	- 172.00	= -0.15	504 - 516=-12
Dani Krotz	12567	84	149	164	124	145	433	149.43	- 149.61	= -0.18	433 - 447=-14
Karen L. Lopez	12354	84	147	133	167	124	424	146.87	- 147.07	= -0.20	424 - 441=-17
Ashley K. Hancock	8134	63	129	136	104	129	369	128.83	- 129.11	= -0.28	369 - 387=-18
Jeff D. Snodgrass	9191	74	124	133	107	106	346	123.86	- 124.20	= -0.35	346 - 372=-26
Allen S. Noltersmeier	10552	87	121	112	114	110	336	120.98	- 121.29	= -0.31	336 - 363=-27
Tyler J. Krotz	6081	87	69	72	40	64	176	69.52	- 69.90	= -0.37	176 - 207=-31
Malcolm R. Durand	11643	81	143	130	132	134	396	143.32	- 143.74	= -0.42	396 - 429=-33

Town & Country 2020-21

<u>Name</u>	<u>-----Old-----</u>		<u>Old</u>				<u>Total</u>	<u>---Average Change---</u>			<u>Weekly Over Avg</u>
	<u>Pins</u>	<u>Games</u>	<u>Avg</u>	<u>-1-</u>	<u>-2-</u>	<u>-3-</u>		<u>New - Old</u>	<u>----> +/-</u>	<u>Series Avg +/-</u>	
Daniel R. Harris	15251	87	175	214	142	134	490	174.90	- 175.30	= -0.40	490 - 525=-35
Matt Young	8148	72	113	125	81	97	303	112.68	- 113.17	= -0.49	303 - 339=-36
Ann M. Graham	14280	81	176	160	156	175	491	175.85	- 176.30	= -0.45	491 - 528=-37
Richard M. Serr	13226	87	152	127	135	137	399	151.39	- 152.02	= -0.63	399 - 456=-57
Shelli Krotz	11651	84	138	118	115	111	344	137.87	- 138.70	= -0.83	344 - 414=-70
Shannon L. Mitchell	12307	87	141	110	100	110	320	140.30	- 141.46	= -1.16	320 - 423=-103

Town & Country 2020-21

Sunday 6:30 pm

Big Apple Fun Center

Alphabetic League Bowler Contact List

USBC							Bowling		
ID Number	Name	Avg	Gms	Phone	Phone	E-mail	Hand	Sex	
9726-4265	Janet E. Anderson	121	15	(308)440-5199	() - -	janet.anderson@kearneycatholic.org	R	W	
9726-4215	Misty Anderson	90	40	(308)233-1422	() - -		L	W	
9726-4266	Courtney L. Bailey	94	6	(308)201-0314	() - -	courtneylb517@gamil.com	R	W	
1486-4822	Kevin D. Crites	152	6	(308)293-9826	() - -		R	M	
6201-69	Malcolm R. Durand	143	84	(308)627-8530	() - -	knowbody308@gmail.com	R	M	
4132-1280	Brooke A. Flodine	117	78	(308)991-4709	() - -		R	W	
1494-3032	Chris Flodine	127	84	(308)991-2537	() - -		R	M	
9726-4254	Juli Gabbert	91	72	(308) - -	(308)455-7138		R	W	
4132-135	Cindy Gibbons	139	87	(308)238-1296	() - -		R	W	
9726-4260	Sharie Goodman	125	69	(308)530-5910	() - -	countryattitude6554@icloud.com	R	W	
4132-1398	Ann M. Graham	175	84	(308)293-6554	() - -	annstones86@gmail.com	R	W	
1494-2616	Dustin W. Graham	217	75	(402)760-2000	() - -		R	M	
4137-6870	Ashley K. Hancock	128	66	(308)440-5829	() - -	asherisabella21@gmail.com	R	W	
4132-797	Kira L. Hancock	135	42	(308)440-2128	() - -	kirahancock@gmail.com	R	W	
1494-2387	Rich Hancock	162	84	(308)440-5229	() - -	richardhancock@charter.net	R	M	
4132-665	Trish R. Hancock	126	81	(308)440-6787	() - -	trhancock85@gmail.com	R	W	
1451-282	Beau W. Hansen	171	81	(308)224-6902	() - -		R	M	
4091-404	Chris Hansen	155	81	() - -	() - -	cser175@yahoo.com	L	W	
9726-4255	Daniel R. Harris	174	90	(308) - -	(308)240-2200	brynleeray2014@gmail.com	R	M	
4132-100	Angie C. Hauserman	131	87	(308)234-9280	() - -		R	W	
1494-473	David D. Hibberd	159	75	(308)627-5006	() - -	hibbz05@hotmail.com	R	M	
1494-2652	Bryan L. Hodges	162	75	(308)440-6689	() - -	buffalo_designs@yahoo.com	R	M	
4132-924	Kim L. Hodges	140	72	(308)293-7824	() - -	hodgesfam3@yahoo.com	R	W	
8966-5808	Sara A. Holder	108	84	(308)251-0388	() - -		R	W	
4132-443	Linda A. Johnson	154	3	(308)627-4410	() - -	johnsonkrny@aol.com	R	W	
1486-810	Galen Keas	172	12	(308)390-0751	() - -	galenkeas@hotmail.com	R	M	
4127-1602	Jen Kidd	124	33	(308)293-0075	() - -	jenkidd1@yahoo.com	R	W	
1489-496	Nick Kidd	172	36	(308)627-6139	() - -	nickkidd79@gmail.com	R	M	
1494-352	Kirk E. Kossman	152	15	(308)440-5461	() - -	goosehunter1226@yahoo.com	R	M	
1494-3122	Keith D. Koupal	132	65	(308)233-2253	() - -	ktkoupal@hotmail.com	R	M	
4132-1452	Tammy Koupal	104	63	(308)293-5292	() - -	ktkoupal@hotmail.com	R	W	
4132-1351	Dani Krotz	149	87	(308)440-9799	(308)627-5650		R	W	
1494-2625	John L. Krotz	183	81	(308)440-9799	() - -	jlkrotz@yahoo.com	R	M	
4132-768	Shelli Krotz	137	87	(308)627-5650	() - -	mrkrotz@yahoo.com	R	W	
1494-2911	Tyler J. Krotz	69	90	(308)251-0645	() - -		R	M	
9005-1968080	Eric E. Kruger	166	30	(910)386-1229	() - -	krugdog2010@gmail.com	R	M	
8185-448	Larry L. Lambrecht	155	87	(308)708-1600	() - -	fun.garden34@yahoo.com	R	M	
4132-94	Michelle L. Limbach	174	87	(308)627-5811	() - -	mickibach@yahoo.com	R	W	
1494-2660	Chris Lopez	158	3	(308)293-4589	() - -	marriedlopezman_0@hotmail.com	R	M	
4132-372	Karen L. Lopez	146	87	(308)237-3804	(308)293-9643	kllopez61@gmail.com	R	W	
1494-252	Richard L. Lopez	153	78	(308)293-3289	(308)237-3804	rlpz51@gmail.com	R	M	
1494-3020	Rick E. Maier	158	21	(308)325-8949	() - -	rick32az@gmail.com	R	M	
8793-1511	Jason D. McCaslin	131	9	(308)240-0614	() - -	bbgmccaslin@gmail.com	R	M	
4132-846	Lindsay L. McLaughlin	138	84	(308)627-2109	() - -	lvtwobowl@hotmail.com	R	W	
6197-339	Rebecca L. McPherson	175	3	(402)984-0342	() - -	rebecca.konate@outlook.com	R	W	
4132-1049	Shannon L. Mitchell	140	90	(308)293-6074	() - -	shannon.mitchell.87@gmail.com	R	W	
4132-1405	Allie E. Moore	167	72	(308)224-7641	() - -	allie.moore21@yahoo.com	R	W	
1494-3021	Allen S. Noltersmeier	120	90	(308)233-2249	() - -		R	M	
8193-35541	Jason O. Pedersen	190	3	(480)216-0233	() - -	japed97@gmail.com	R	M	
4132-1524	Michelle J. Peterson	161	3	(308)224-4904	(308)455-8668	mjanep17@gmail.com	R	W	
9726-4262	Ryan S. Robinson	120	12	(308) - -	(916)517-8182	Ryan_Robinson23@yahoo.com	R	M	
11-302136	Bret M. Samuelson	161	75	(308) - -	(308)293-9967		R	M	
9726-4256	Bob Schutt	98	90	(308) - -	(308)216-0853		R	M	

Town & Country 2020-21

USBC							Bowling	
ID Number	Name	Avg	Gms	Phone	Phone	E-mail	Hand	Sex
1494-3217	Craig A. Schutt	159	90	(308)216-0911	()_-__		R	M
1494-2455	Richard M. Serr	151	90	(308)440-0152	()_-__	rserr@charter.net	R	M
1494-3216	Jeff D. Snodgrass	123	77	(402)759-2746	()_-__	ozzie_1980@yahoo.com	R	M
1494-3233	Brian A. Stockman	128	9	(308)293-5943	()_-__	stocky71833@yahoo.com	R	M
4132-955	Chris M. Stockton	131	87	(308)760-0757	()_-__	chrisstockton@gmail.com	R	W
1494-2685	Nick J. Stockton	162	90	(308)760-3835	()_-__	stocky2002@yahoo.com	R	M
5900-6259	Gordon E. Thiessen	214	12	(402)628-0196	()_-__	gordonthiessen@gmail.com	R	M
9726-4257	Sophie M. Vetick	119	90	(308)___-__	(308)708-9300	svetick32@hotmail.com	R	W
9726-4258	Jessica Walker	96	53	(308)470-5570	()_-__	jeswalker802@gmail.com	R	W
4132-852	Lynn M. Watson	86	6	(308)224-9717	()_-__		R	W
1486-5074	Jason T. White	200	6	(308)383-4661	()_-__		R	M
9726-4114	Matt Young	112	75	(308)224-8391	()_-__		R	M

Town & Country 2020-21

Big Apple Fun Center

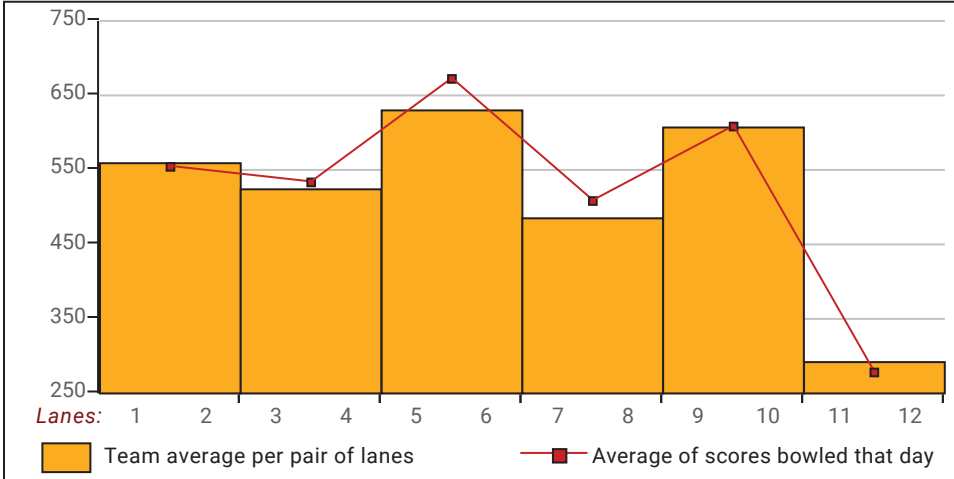
This report is for scores bowled April 11 which is Week 30 of 31

This Week's Statistics

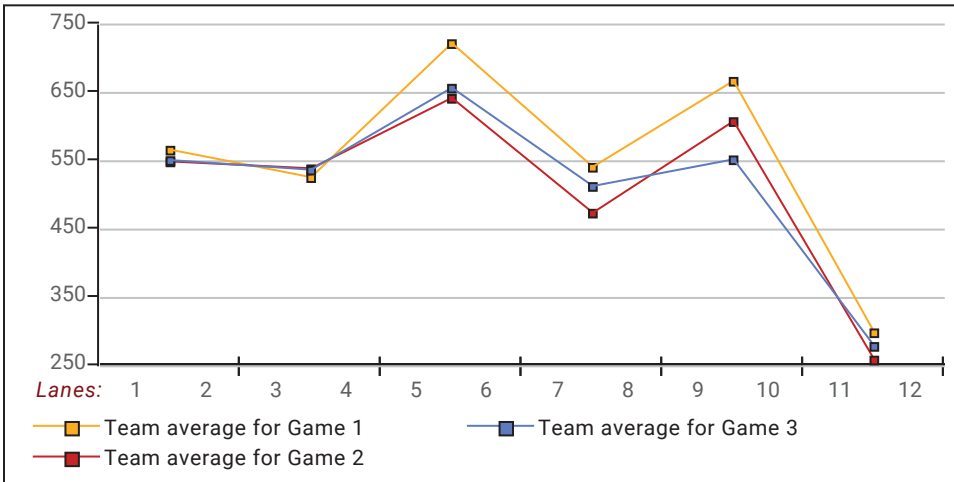
	Over All	Men	Women
How many people bowled	44	22	22
Number of games bowled	132	66	66
Actual average of week's scores	143.19	150.95	135.42
How many games above average	65	30	35
How many games below average	64	36	28
Pins above/below average per game	2.37	2.82	1.92
How many people raised average	24	11	13
by this amount	0.45	0.50	0.40
How many people went down	20	11	9
by this amount	-0.35	-0.33	-0.37
League average before bowling	141.19	148.47	133.91
League average after bowling	141.27	148.55	133.99
Change in league average	0.09	0.09	0.08
800s	--	--	--
775s	--	--	--
750s	--	--	--
725s	--	--	--
700s	--	--	--
675s	--	--	--
650s	--	--	--
625s	1	1	--
600s	1	1	--
575s	1	1	--
550s	1	1	--
525s	2	--	2
500s	4	4	--
475s	5	3	2
450s	3	2	1
425s	5	2	3
400s	4	--	4
below 400	17	7	10
300s	--	--	--
275s	--	--	--
250s	--	--	--
225s	3	3	--
200s	5	5	--
175s	18	11	7
150s	26	13	13
125s	37	19	18
100s	34	8	26
below 100	9	7	2

This report is for scores bowled April 11 which is Week 30 of 31

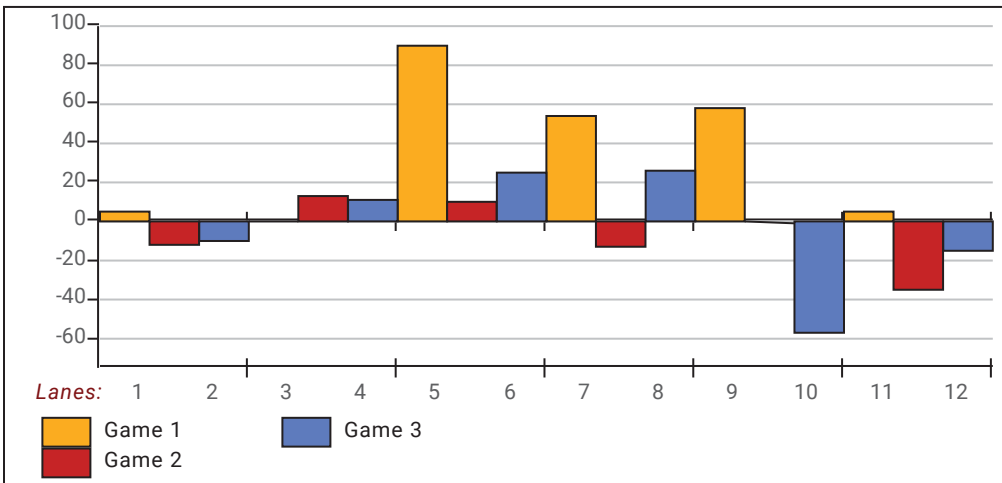
Team Average vs Avg of Scores



Average of Scores for Each Game

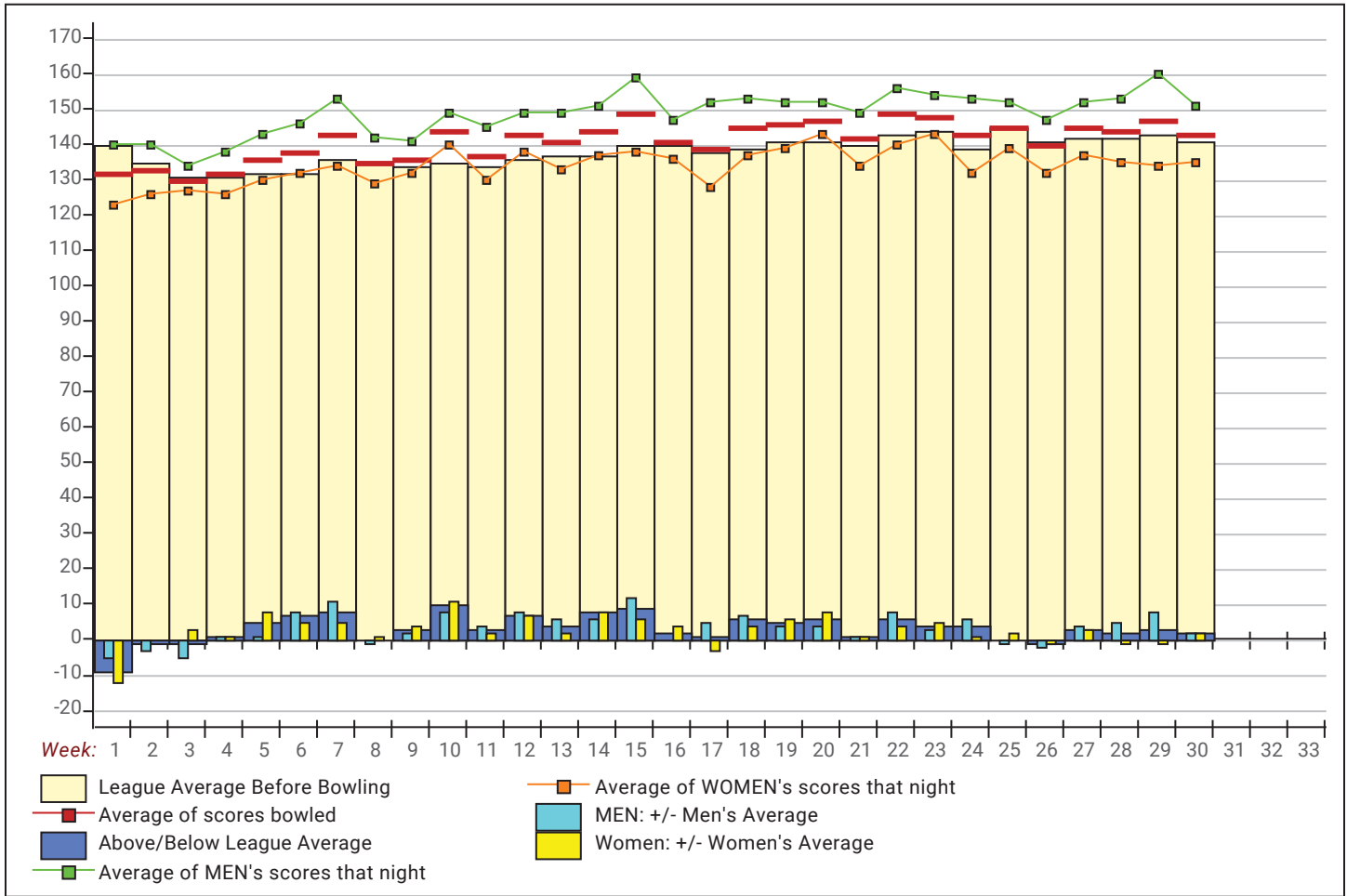


Amount Over/Under Team Average



This report is for scores bowled April 11 which is Week 30 of 31

League Average Week-by-Week



League Average Statistics for Last Week

	League	Right Hand	Left Hand	Men (Lft+Rt)	Women (Lft+Rt)
League Average Before Bowling	141.19	140.86	155.04	148.47	133.91
Average of scores bowled that night	143.19	142.91	155.00	150.95	135.42
New League Average After Bowling	141.27	140.95	155.04	148.55	133.99
Change in League Average	.09	.09	.00	.09	.08
People Who Bowled Over Average	24	24		11	13
People Who Bowled Under Average	20	19	1	11	9
Average Amount of Series Over Avg	35.54	35.54		40.82	31.08
Average Amount of Series Under Avg	-27.00	-28.42		-23.91	-30.78
Difference Avg, NiteAvg	2.37	2.43		2.82	1.92
Number of Bowlers	44	43	1	22	22
Number of Games Bowled	132	129	3	66	66
People Who Raised Their Average	24	24		11	13
Raised By an Average of This Amount	.45	.45		.50	.40
People Who Lowered Their Average	20	19	1	11	9
Lowered By an Average of This Amou	-.35	-.36	.00	-.33	-.37
Number of Games Bowled Over Avera	65	64	1	30	35
Number of Games Bowled Under Avera	64	62	2	36	28

Note: Averages are based only on people who bowled.

Town & Country 2020-21

If you have questions, please contact

John Krotz (308)440-9799 74 Sweetwater Ave, Kearney, NE 68847
Send E-mail to: jkrotz@yahoo.com

Note: This report includes information through April 11 which is Week 30 of 31

Awards Earned This Week

Name	USBC ID Number	Award Average	Award Games	G1	G2	G3	Series	Award Score	Award Received
Juli Gabbert	9726-4254 USBC	89	69	153	113	112	378	378	300 Series (Local Assoc. Awards)
	9726-4254 USBC	89	69	153	113	112	378	153	150 Game (Local Assoc. Awards)
Angie C. Hauserman	4132-100 USBC	130	84	119	189	103	411	189	175 Game (Local Assoc. Awards)
Bryan L. Hodges	1494-2652 USBC	160	72	244	170	201	615	615	600 Series (Local Assoc. Awards)
	1494-2652 USBC	160	72	244	170	201	615	244	75 Pins Over Average (Local Assoc. Awards)
	1494-2652 USBC	160	72	244	170	201	615	244	225 Game (Local Assoc. Awards)
	1494-2652 USBC	160	72	244	170	201	615	201	200 Game (Local Assoc. Awards)
Keith D. Koupal	1494-3122 USBC	132	62	192	133	117	442	192	175 Game (Local Assoc. Awards)
Nick J. Stockton	1494-2685 USBC	161	87	210	203	164	577	210	200 Game (Local Assoc. Awards)
	1494-2685 USBC	161	87	210	203	164	577	203	200 Game (Local Assoc. Awards)

Press Release -- 4/15/2021

4/11/2021 Week 30 of 31

Town & Country 2020-21

Sunday 6:30 pm

Big Apple Fun Center

Lanes 1 - 12

***** Have FUN! No points awarded this week! *****

Team Standings

Place	Team Name	Avg p/gm	Points Won	Points Lost	Year-To-Date WON	Y-T-D LOST
1	Cruizers	605	40	20	79 ½	40 ½
2	Nightmare	504	40	20	72 ½	47 ½
3	Lucky Strikes	548	37	23	77	43
4	Kidd's Korner	553	35	25	69	51
5	Spare Me	491	34	26	53	67
6	Galen's Pro Shop	728	32	28	65 ½	54 ½
7	Pin Busters	415	32	28	60	60
8	We Dilly Dilly 2	538	30	30	52	68
9	4 of a Kind	612	27	33	63	57
10	Pin Seekers	594	26	34	64	56
11	We Attempt	587	22	38	51 ½	68 ½
12	Bye		5	55	13	107

***** Although not shown, standings are determined by points only for the current part**

Last Week's Top Scores

	Scratch Game	Scratch Series	Handicap Game	Handicap Series	
Men	244 Bryan Hodges	640 Gordon Thiessen	294 Bryan Hodges	765 Bryan Hodges	
	233 Gordon Thiessen	615 Bryan Hodges	270 Keith Koupal	724 Nick Stockton	
	214 Daniel Harris	577 Nick Stockton	259 Nick Stockton	681 Chris Flodine	
	210 Nick Stockton	553 John Krotz	249 Daniel Harris	676 Keith Koupal	
	201 John Krotz	521 Rich Hancock	248 Richard Lopez	665 Rich Hancock	
	197 Craig Schutt	504 Beau Hansen	248 Craig Schutt	654 Bret Samuelson	
	192 Keith Koupal	504 Bret Samuelson	247 Chris Flodine	654 Craig Schutt	
	191 Richard Lopez	501 Craig Schutt	238 Rich Hancock	649 Bob Schutt	
	190 Rich Hancock	498 Eric Kruger	233 Gordon Thiessen	646 David Hibberd	
	185 Beau Hansen	493 David Hibberd	232 Bob Schutt	640 Gordon Thiessen	
	Women	194 Allie Moore	540 Michelle Limbach	274 Juli Gabbert	741 Juli Gabbert
		189 Angie Hauserman	525 Allie Moore	269 Angie Hauserman	690 Kim Hodges
		186 Michelle Limbach	491 Ann Graham	241 Chris Stockton	687 Trish Hancock
		175 Ann Graham	480 Kim Hodges	238 Trish Hancock	654 Allie Moore
167 Karen Lopez		465 Chris Hansen	237 Allie Moore	653 Jessica Walker	
165 Chris Hansen		433 Cindy Gibbons	235 Kim Hodges	651 Angie Hauserman	
165 Kim Hodges		433 Dani Krotz	230 Karen Lopez	651 Sophie Vetick	
164 Dani Krotz		432 Trish Hancock	226 Sophie Vetick	649 Tammy Koupal	
162 Chris Stockton		424 Karen Lopez	225 Dani Krotz	648 Michelle Limbach	
153 Trish Hancock		411 Angie Hauserman	224 Lindsay McLaughlin	646 Cindy Gibbons	
153 Juli Gabbert			224 Jessica Walker		

Town & Country 2020-21

Sunday 6:30 pm

Big Apple Fun Center

Lanes 1 - 12

*** No points were awarded last week! ***

President: John Krotz Vice President: Richard Lopez

Secretary/Treasurer: Trish Hancock

Top 2 Teams

Place	#	Team Name	Points Won	Points Lost	%Won	Pins + HDCP	Scratch Pins	Avg p/gm	Year-To-Date WON	Y-T-D LOST	Y-T-D % WON
1	4	Nightmare	1	0	100.0	77723	45997	505	73½	47½	60.7
2	10	Cruizers	0	1		78206	55060	605	79½	41½	65.7

Review of Last Week's Bowling.....

Lanes	Team Name	HDCP -1-	HDCP -2-	HDCP -3-	HDCP Total	Last Wk WON	Team Name	HDCP -1-	HDCP -2-	HDCP -3-	HDCP Total	Last Wk WON
1-2	Nightmare	882	0	0	882	1	<---> Cruizers	805	0	0	805	0
3-4	Kidd's Korner	0	0	0	0	0	<---> We Attempt	0	0	0	0	0
5-6	Bye	0	0	0	0	0	<---> Galen's Pro Shop	0	0	0	0	0
7-8	Pin Busters	0	0	0	0	0	<---> 4 of a Kind	0	0	0	0	0
9-10	Spare Me	0	0	0	0	0	<---> Lucky Strikes	0	0	0	0	0
11-12	Pin Seekers	0	0	0	0	0	<---> We Dilly Dilly 2	0	0	0	0	0

Last Week's Top Scores

	Team Scratch Game	Team Scratch Series	Team Handicap Game	Team Handicap Series
	573 Cruizers		882 Nightmare	
	551 Nightmare		805 Cruizers	
	Scratch Game	Scratch Series	Handicap Game	Handicap Series
Men	174 Rich Hancock	174 Rich Hancock	228 Allen Noltersmeier	228 Allen Noltersmeier
	163 John Krotz	163 John Krotz	222 Rich Hancock	222 Rich Hancock
	153 Malcolm Durand	153 Malcolm Durand	220 Malcolm Durand	220 Malcolm Durand
	138 Allen Noltersmeier	138 Allen Noltersmeier	190 John Krotz	190 John Krotz
Women	144 Lindsay McLaughlin	144 Lindsay McLaughlin	218 Sara Holder	218 Sara Holder
	124 Shelli Krotz	124 Shelli Krotz	216 Lindsay McLaughlin	216 Lindsay McLaughlin
	116 Sara Holder	116 Sara Holder	197 Shelli Krotz	197 Shelli Krotz
	112 Trish Hancock	112 Trish Hancock	196 Trish Hancock	196 Trish Hancock

Season High Scores

	Team Scratch Game	Team Scratch Series	Team Handicap Game	Team Handicap Series
	874 Galen's Pro Shop	2451 Galen's Pro Shop	1009 Galen's Pro Shop	2856 Galen's Pro Shop
	740 Kidd's Korner	2056 Cruizers	1003 Kidd's Korner	2815 Cruizers
	739 Cruizers	2050 4 of a Kind	992 Cruizers	2811 Pin Seekers
	737 Pin Seekers	2020 Pin Seekers	991 Pin Seekers	2785 4 of a Kind
	727 4 of a Kind	1927 We Attempt	967 4 of a Kind	2780 Kidd's Korner
	700 We Attempt	1925 Kidd's Korner	965 Nightmare	2759 Spare Me
	656 Lucky Strikes	1816 Lucky Strikes	956 We Attempt	2731 Nightmare
	633 We Dilly Dilly 2	1806 We Dilly Dilly 2	950 Lucky Strikes	2718 We Dilly Dilly 2
	631 Nightmare	1714 Nightmare	940 Pin Busters	2717 Lucky Strikes
	570 Spare Me	1641 Spare Me	939 We Dilly Dilly 2	2695 We Attempt
	519 Pin Busters	1375 Pin Busters	927 Spare Me	2660 Pin Busters
	Scratch Game	Scratch Series	Handicap Game	Handicap Series
Men	279 Dustin Graham	761 Dustin Graham	308 John Krotz	791 Dustin Graham
	276 John Krotz	668 John Krotz	303 David Hibberd	773 Daniel Harris
	247 David Hibberd	644 Daniel Harris	300 Richard Lopez	765 Bryan Hodges
	244 Bryan Hodges	615 Bryan Hodges	299 Bryan Hodges	762 Richard Lopez
	243 Daniel Harris	605 Bret Samuelson	295 Nick Stockton	758 Bret Samuelson
	240 Beau Hansen	591 Beau Hansen	292 Beau Hansen	756 David Hibberd
	237 Nick Stockton	588 David Hibberd	287 Dustin Graham	755 John Krotz
	236 Richard Lopez	587 Rich Hancock	286 Daniel Harris	747 Malcolm Durand
	224 Rich Hancock	586 Nick Stockton	279 Richard Serr	746 Rich Hancock
	221 Richard Serr	570 Richard Lopez	277 Rich Hancock	740 Nick Stockton

Season High Scores - Continued

Women	257 Michelle Limbach	613 Ann Graham	294 Michelle Limbach	768 Shelli Krotz
	245 Ann Graham	611 Allie Moore	289 Karen Lopez	755 Allie Moore
	223 Dani Krotz	599 Michelle Limbach	282 Ann Graham	741 Juli Gabbert
	222 Allie Moore	550 Dani Krotz	280 Dani Krotz	740 Michelle Limbach
	221 Karen Lopez	548 Chris Hansen	278 Lindsay McLaughlin	738 Sara Holder
	199 Chris Hansen	526 Shelli Krotz	276 Shelli Krotz	738 Cindy Gibbons
	197 Lindsay McLaughlin	519 Cindy Gibbons	274 Juli Gabbert	737 Kim Hodges
	193 Shelli Krotz	510 Karen Lopez	271 Allie Moore	730 Ann Graham
	192 Shannon Mitchell	506 Kim Hodges	269 Brooke Flodine	726 Chris Hansen
	189 Angie Hauserman	501 Shannon Mitchell	269 Angie Hauserman	724 Lindsay McLaughlin

Team Rosters

1 - Kidd's Korner

<u>Name</u>	<u>Avg</u>	<u>HDCP</u>	<u>Pins</u>	<u>Gms</u>	<u>High Game</u>	<u>High Sers</u>	<u>HDCP Game</u>	<u>HDCP Sers</u>	<u>Most Improved Avg +/-</u>	<u>To Raise Avg +1</u>	<u>To Drop Avg -1</u>	<u>Weekly Over Avg Series Avg +/-</u>
Tammy Koupal	104	106	6584	63	146	374	253	695	99 +5.51	346	279	
Keith Koupal	132	78	8633	65	192	455	270	707	130 +2.82	411	342	
Jen Kidd	124	86	4103	33	159	421	247	686	127 -2.67	397	360	
Nick Kidd	172	38	6224	36	232	625	271	694	171 +1.89	523	483	
Kim Hodges	140	70	10151	72	187	506	263	737	124 +16.99	424	348	
Bryan Hodges	162	48	12195	75	244	615	299	765	151 +11.60	519	440	

2 - We Attempt

<u>Name</u>	<u>Avg</u>	<u>HDCP</u>	<u>Pins</u>	<u>Gms</u>	<u>High Game</u>	<u>High Sers</u>	<u>HDCP Game</u>	<u>HDCP Sers</u>	<u>Most Improved Avg +/-</u>	<u>To Raise Avg +1</u>	<u>To Drop Avg -1</u>	<u>Weekly Over Avg Series Avg +/-</u>
Ashley Hancock	128	82	8503	66	187	438	268	684	130 -1.17	398	328	
Dani Krotz	149	61	13000	87	223	550	280	721	153 -3.57	500	409	
Richard Serr	151	59	13625	90	221	558	279	732	154 -2.61	511	417	
Larry Lambrecht	155	55	13531	87	211	555	271	735	156 -0.47	509	418	

3 - Bye

4 - Nightmare

<u>Name</u>	<u>Avg</u>	<u>HDCP</u>	<u>Pins</u>	<u>Gms</u>	<u>High Game</u>	<u>High Sers</u>	<u>HDCP Game</u>	<u>HDCP Sers</u>	<u>Most Improved Avg +/-</u>	<u>To Raise Avg +1</u>	<u>To Drop Avg -1</u>	<u>Weekly Over Avg Series Avg +/-</u>
Allen Noltersmeier	121	89	11026	91	164	433	257	712	114 +7.16	442	347	
Sara Holder	108	102	9228	85	158	417	263	738	100 +8.56	364	275	
Malcolm Durand	143	67	12192	85	195	540	274	747	138 +5.44	480	391	
Lindsay McLaughlin	138	72	11741	85	197	499	278	724	131 +7.13	491	402	

5 - Galen's Pro Shop

<u>Name</u>	<u>Avg</u>	<u>HDCP</u>	<u>Pins</u>	<u>Gms</u>	<u>High Game</u>	<u>High Sers</u>	<u>HDCP Game</u>	<u>HDCP Sers</u>	<u>Most Improved Avg +/-</u>	<u>To Raise Avg +1</u>	<u>To Drop Avg -1</u>	<u>Weekly Over Avg Series Avg +/-</u>
Ann Graham	175	35	14771	84	245	613	282	730	163 +12.85	541	453	
Michelle Limbach	174	36	15205	87	257	599	294	740	174 +0.77	545	454	
David Hibberd	159	51	11977	75	247	588	303	756	154 +5.69	503	424	
Dustin Graham	217	0	16301	75	279	761	287	791	195 +22.35	703	624	
Jason White	200	10	1202	6	228	626	230	632		607	597	
Gordon Thiessen	214	0	2575	12	245	678	245	678		650	634	

6 - Pin Busters

<u>Name</u>	<u>Avg</u>	<u>HDCP</u>	<u>Pins</u>	<u>Gms</u>	<u>High Game</u>	<u>High Sers</u>	<u>HDCP Game</u>	<u>HDCP Sers</u>	<u>Most Improved Avg +/-</u>	<u>To Raise Avg +1</u>	<u>To Drop Avg -1</u>	<u>Weekly Over Avg Series Avg +/-</u>
Juli Gabbert	91	119	6586	72	153	378	274	741	87 +4.47	314	238	
Jessica Walker	96	114	5120	53	149	361	270	724	95 +1.60	312	255	
Jeff Snodgrass	123	87	9537	77	176	444	268	711	119 +4.86	383	302	
Matt Young	112	98	8451	75	161	405	263	711	110 +2.68	363	284	
Misty Anderson	90	120	3623	40	117	322	236	685	91 -0.43	290	246	

Town & Country 2020-21

7 - 4 of a Kind

<u>Name</u>	<u>Avg</u>	<u>HDCP</u>	<u>Pins</u>	<u>Gms</u>	<u>High Game</u>	<u>High Sers</u>	<u>HDCP Game</u>	<u>HDCP Sers</u>	<u>Most Improved Avg +/-</u>	<u>To Raise Avg +1</u>	<u>To Drop Avg -1</u>	<u>Weekly Over Avg Series Avg +/-</u>
Daniel Harris	174	36	15741	90	243	644	286	773	162 +12.90	534	440	
Sophie Vetick	119	91	10761	90	157	401	247	674	118 +1.57	399	305	
Chris Hansen	155	55	12558	81	199	548	255	726	143 +12.04	546	461	
Beau Hansen	171	39	13920	81	240	591	292	717	158 +13.85	528	443	
Courtney Bailey	94	116	566	6	104	285	219	630		289	279	
Jason McCaslin	131	79	1181	9	165	416	248	665		403	390	

8 - Spare Me

<u>Name</u>	<u>Avg</u>	<u>HDCP</u>	<u>Pins</u>	<u>Gms</u>	<u>High Game</u>	<u>High Sers</u>	<u>HDCP Game</u>	<u>HDCP Sers</u>	<u>Most Improved Avg +/-</u>	<u>To Raise Avg +1</u>	<u>To Drop Avg -1</u>	<u>Weekly Over Avg Series Avg +/-</u>
Karen Lopez	146	64	12778	87	221	510	289	714	141 +5.87	452	361	
Sharie Goodman	125	85	8669	69	163	448	244	709	120 +5.64	403	330	
Tyler Krotz	69	141	6257	90	102	257	244	686	69 +0.52	253	159	
Richard Lopez	153	57	11951	78	236	570	300	762	144 +9.22	523	441	

9 - Lucky Strikes

<u>Name</u>	<u>Avg</u>	<u>HDCP</u>	<u>Pins</u>	<u>Gms</u>	<u>High Game</u>	<u>High Sers</u>	<u>HDCP Game</u>	<u>HDCP Sers</u>	<u>Most Improved Avg +/-</u>	<u>To Raise Avg +1</u>	<u>To Drop Avg -1</u>	<u>Weekly Over Avg Series Avg +/-</u>
Angie Hauserman	131	79	11408	87	189	471	269	717	121 +10.13	472	381	
Bob Schutt	98	112	8853	90	158	338	270	674	96 +2.37	354	260	
Craig Schutt	159	51	14392	90	205	559	264	715	153 +6.91	488	394	
Allie Moore	167	43	12079	72	222	611	271	755	151 +16.76	521	445	
Janet Anderson	121	89	1826	15	164	422	261	713		370	351	

10 - Cruizers

<u>Name</u>	<u>Avg</u>	<u>HDCP</u>	<u>Pins</u>	<u>Gms</u>	<u>High Game</u>	<u>High Sers</u>	<u>HDCP Game</u>	<u>HDCP Sers</u>	<u>Most Improved Avg +/-</u>	<u>To Raise Avg +1</u>	<u>To Drop Avg -1</u>	<u>Weekly Over Avg Series Avg +/-</u>
Trish Hancock	126	84	10338	82	169	432	256	694	126 +0.07	457	371	
Shelli Krotz	137	73	12119	88	193	526	276	768	127 +10.72	439	347	
Rich Hancock	162	48	13828	85	224	587	277	746	151 +11.68	516	427	
John Krotz	182	28	14997	82	276	668	308	755	169 +13.89	558	472	

11 - Pin Seekers

<u>Name</u>	<u>Avg</u>	<u>HDCP</u>	<u>Pins</u>	<u>Gms</u>	<u>High Game</u>	<u>High Sers</u>	<u>HDCP Game</u>	<u>HDCP Sers</u>	<u>Most Improved Avg +/-</u>	<u>To Raise Avg +1</u>	<u>To Drop Avg -1</u>	<u>Weekly Over Avg Series Avg +/-</u>
Chris Stockton	131	79	11437	87	171	456	254	702	127 +4.46	443	352	
Shannon Mitchell	140	70	12627	90	192	501	260	702	145 -4.70	486	392	
Kirk Kossman	152	58	2281	15	180	526	245	718		473	454	
Nick Stockton	162	48	14585	90	237	586	295	740	144 +18.06	574	480	
Bret Samuelson	161	49	12080	75	213	605	276	758	157 +4.07	556	477	

12 - We Dilly Dilly 2

<u>Name</u>	<u>Avg</u>	<u>HDCP</u>	<u>Pins</u>	<u>Gms</u>	<u>High Game</u>	<u>High Sers</u>	<u>HDCP Game</u>	<u>HDCP Sers</u>	<u>Most Improved Avg +/-</u>	<u>To Raise Avg +1</u>	<u>To Drop Avg -1</u>	<u>Weekly Over Avg Series Avg +/-</u>
Brooke Flodine	117	93	9154	78	175	417	269	713	119 -1.64	404	322	
Chris Flodine	127	83	10746	84	179	450	265	711	125 +2.93	390	302	
Cindy Gibbons	139	71	12148	87	180	519	251	738	139 +0.63	452	361	
Eric Kruger	166	44	4986	30	226	560	279	722	162 +4.20	525	491	
Rick Maier	158	52	3329	21	190	533	229	650	158 +0.52	487	462	
Lynn Watson	86	124	521	6	121	303	226	618		262	252	

Temporary Substitutes

Men

<u>Name</u>	<u>Avg</u>	<u>HDCP</u>	<u>Pins</u>	<u>Gms</u>	<u>High Game</u>	<u>High Sers</u>	<u>HDCP Game</u>	<u>HDCP Sers</u>	<u>Most Improved Avg +/-</u>	<u>To Raise Avg +1</u>	<u>To Drop Avg -1</u>	<u>Weekly Over Avg Series Avg +/-</u>
Kevin Crites	152	58	914	6	185	499	229	631		463	453	
Galen Keas	172	38	2069	12	212	533	239	641		526	510	
Chris Lopez	158	52	476	3	196	476	248	632		478	471	
Jason Pedersen	190	20	572	3	214	572	234	632		574	567	
Ryan Robinson	120	90	1440	12	149	383	240	656		375	359	
Brian Stockman	128	82	1154	9	175	424	264	691		394	381	

Women

Town & Country 2020-21

<u>Name</u>	<u>Avg</u>	<u>HDCP</u>	<u>Pins</u>	<u>Gms</u>	<u>High Game</u>	<u>High Sers</u>	<u>HDCP Game</u>	<u>HDCP Sers</u>	<u>Most Improved</u>		<u>To Raise</u>	<u>To Drop</u>	<u>Weekly Over Avg</u>
									<u>Avg</u>	<u>+/-</u>	<u>Avg +1</u>	<u>Avg -1</u>	<u>Series Avg +/-</u>
Kira Hancock	135	75	5671	42	196	516	276	756	131	+4.02	449	403	
Linda Johnson	154	56	463	3	169	463	225	631			467	460	
Rebecca McPherson	175	35	526	3	204	526	239	631			530	523	
Michelle Peterson	161	49	483	3	178	483	227	630			489	482	

Individual High Averages

Men		Women	
217.35	Dustin Graham	175.85	Ann Graham
182.89	John Krotz	174.77	Michelle Limbach
174.90	Daniel Harris	167.76	Allie Moore
171.85	Beau Hansen	155.04	Chris Hansen
162.68	Rich Hancock	149.43	Dani Krotz
162.60	Bryan Hodges	146.87	Karen Lopez
162.06	Nick Stockton	140.99	Kim Hodges
161.07	Bret Samuelson	140.30	Shannon Mitchell
159.91	Craig Schutt	139.63	Cindy Gibbons
159.69	David Hibberd	138.13	Lindsay McLaughlin

Most Improved Average

Men	195 to 217.35 =+22.35Dustin Graham	144 to 162.06 =+18.06 Nick Stockton	169 to 182.89 =+13.89John Krotz
	158 to 171.85 =+13.85Beau Hansen	162 to 174.90 =+12.90 Daniel Harris	151 to 162.68 =+11.68Rich Hancock
Women	124 to 140.99 =+16.99Kim Hodges	151 to 167.76 =+16.76 Allie Moore	163 to 175.85 =+12.85Ann Graham
	143 to 155.04 =+12.04Chris Hansen	127 to 137.72 =+10.72 Shelli Krotz	121 to 131.13 =+10.13Angie Hauserma

Most Un-Improved Averages

Men	154 to 151.39 = -2.61 Richard Serr	156 to 155.53 = -0.47 Larry Lambrecht	69 to 69.52 = +0.52 Tyler Krotz
	158 to 158.52 = +0.52 Rick Maier	171 to 172.89 = +1.89 Nick Kidd	96 to 98.37 = +2.37 Bob Schutt
Women	145 to 140.30 = -4.70 Shannon Mitchell	153 to 149.43 = -3.57 Dani Krotz	127 to 124.33 = -2.67 Jen Kidd
	119 to 117.36 = -1.64 Brooke Flodine	130 to 128.83 = -1.17 Ashley Hancock	91 to 90.57 = -0.43 Misty Anderson

Town & Country 2020-21

Big Apple Fun Center

Reprint of Scores -- Tie Breaker 2

Lane 1 4 - Nightmare Tie Breaker 2 4/11/2021

Name	Old Avg	Old HDCP	-1-	-2-	-3-	Total	HDCP Total
Allen S. Noltersmeier	120	90	138			138	228
Sara A. Holder	108	102	116			116	218
Malcolm R. Durand	143	67	153			153	220
Lindsay L. McLaughlin	138	72	144			144	216
			=====	=====	=====	=====	=====
Scratch Total			551	0	0	551	551
Handicap			331	0	0		331
Total			882	0	0	551	882

Name	Old Avg	Old HDCP	-1-	-2-	-3-	Total	HDCP Total
Trish R. Hancock	126	84	112			112	196
Shellie Krotz	137	73	124			124	197
Rich Hancock	162	48	174			174	222
John L. Krotz	183	27	163			163	190
			=====	=====	=====	=====	=====
Scratch Total			573	0	0	573	573
Handicap			232	0	0		232
Total			805	0	0	573	805

Town & Country 2020-21

Sunday 6:30 pm

Big Apple Fun Center

Lanes 1 - 12

*** No points were awarded last week! ***

President: John Krotz Vice President: Richard Lopez

Secretary/Treasurer: Trish Hancock

Top 2 Teams

Place	#	Team Name	Points	Points	%Won	Pins +	Scratch	Avg	Year-To-Date	Y-T-D	Y-T-D
			Won	Lost		HDCP	Pins	p/gm	WON	LOST	% WON
1	4	Nightmare	3	2	60.0	81135	48090	506	75½	49½	60.4
2	9	Lucky Strikes	2	3	40.0	80368	51665	549	79	46	63.2

Last Week's Top Scores

Team Scratch Game			Team Scratch Series			Team Handicap Game			Team Handicap Series			
546	Lucky Strikes					847	Nightmare					
518	Nightmare					830	Lucky Strikes					
Scratch Game			Scratch Series			Handicap Game			Handicap Series			
Men	179	Malcolm Durand	179	Malcolm Durand	245	Malcolm Durand	245	Malcolm Durand	219	Allen Noltersmeier	219	Allen Noltersmeier
	147	Craig Schutt	147	Craig Schutt	219	Allen Noltersmeier	219	Allen Noltersmeier	214	Bob Schutt	214	Bob Schutt
	130	Allen Noltersmeier	130	Allen Noltersmeier	214	Bob Schutt	214	Bob Schutt	198	Craig Schutt	198	Craig Schutt
	102	Bob Schutt	102	Bob Schutt	198	Craig Schutt	198	Craig Schutt				
Women	178	Allie Moore	178	Allie Moore	220	Allie Moore	220	Allie Moore	198	Angie Hauserman	198	Angie Hauserman
	119	Angie Hauserman	119	Angie Hauserman	198	Angie Hauserman	198	Angie Hauserman	183	Lindsay McLaughlin	183	Lindsay McLaughlin
	111	Lindsay McLaughlin	111	Lindsay McLaughlin	183	Lindsay McLaughlin	183	Lindsay McLaughlin				

Season High Scores

Team Scratch Game			Team Scratch Series			Team Handicap Game			Team Handicap Series			
874	Galen's Pro Shop		2451	Galen's Pro Shop		1009	Galen's Pro Shop		2856	Galen's Pro Shop		
740	Kidd's Korner		2056	Cruizers		1003	Kidd's Korner		2815	Cruizers		
739	Cruizers		2050	4 of a Kind		992	Cruizers		2811	Pin Seekers		
737	Pin Seekers		2020	Pin Seekers		991	Pin Seekers		2785	4 of a Kind		
727	4 of a Kind		1927	We Attempt		967	4 of a Kind		2780	Kidd's Korner		
700	We Attempt		1925	Kidd's Korner		965	Nightmare		2759	Spare Me		
656	Lucky Strikes		1816	Lucky Strikes		956	We Attempt		2731	Nightmare		
633	We Dilly Dilly 2		1806	We Dilly Dilly 2		950	Lucky Strikes		2718	We Dilly Dilly 2		
631	Nightmare		1714	Nightmare		940	Pin Busters		2717	Lucky Strikes		
570	Spare Me		1641	Spare Me		939	We Dilly Dilly 2		2695	We Attempt		
519	Pin Busters		1375	Pin Busters		927	Spare Me		2660	Pin Busters		
Scratch Game			Scratch Series			Handicap Game			Handicap Series			
Men	279	Dustin Graham	761	Dustin Graham	308	John Krotz	791	Dustin Graham	773	Daniel Harris	773	Daniel Harris
	276	John Krotz	668	John Krotz	303	David Hibberd	765	Bryan Hodges	762	Richard Lopez	762	Richard Lopez
	247	David Hibberd	644	Daniel Harris	300	Richard Lopez	758	Bret Samuelson	756	David Hibberd	756	David Hibberd
	244	Bryan Hodges	615	Bryan Hodges	299	Bryan Hodges	755	John Krotz	747	Malcolm Durand	747	Malcolm Durand
	243	Daniel Harris	605	Bret Samuelson	295	Nick Stockton	746	Rich Hancock	740	Nick Stockton	740	Nick Stockton
	240	Beau Hansen	591	Beau Hansen	292	Beau Hansen	740	Nick Stockton				
	237	Nick Stockton	588	David Hibberd	287	Dustin Graham	738	Sara Holder	737	Kim Hodges	737	Kim Hodges
	236	Richard Lopez	587	Rich Hancock	286	Daniel Harris	730	Ann Graham	726	Chris Hansen	726	Chris Hansen
	224	Rich Hancock	586	Nick Stockton	279	Richard Serr	724	Lindsay McLaughlin				
	221	Richard Serr	570	Richard Lopez	277	Rich Hancock	724	Lindsay McLaughlin				
Women	257	Michelle Limbach	613	Ann Graham	294	Michelle Limbach	768	Shelli Krotz	755	Allie Moore	755	Allie Moore
	245	Ann Graham	611	Allie Moore	289	Karen Lopez	741	Juli Gabbert	740	Michelle Limbach	740	Michelle Limbach
	223	Dani Krotz	599	Michelle Limbach	282	Ann Graham	738	Sara Holder	738	Cindy Gibbons	738	Cindy Gibbons
	222	Allie Moore	550	Dani Krotz	280	Dani Krotz	737	Kim Hodges	730	Ann Graham	730	Ann Graham
	221	Karen Lopez	548	Chris Hansen	278	Lindsay McLaughlin	726	Chris Hansen	724	Lindsay McLaughlin	724	Lindsay McLaughlin
	199	Chris Hansen	526	Shelli Krotz	276	Shelli Krotz						
	197	Lindsay McLaughlin	519	Cindy Gibbons	274	Juli Gabbert						
	193	Shelli Krotz	510	Karen Lopez	271	Allie Moore						
	192	Shannon Mitchell	506	Kim Hodges	269	Brooke Flodine						
	189	Angie Hauserman	501	Shannon Mitchell	269	Angie Hauserman						

Team Rosters**1 - Kidd's Korner**

<u>Name</u>	<u>Avg</u>	<u>HDCP</u>	<u>Pins</u>	<u>Gms</u>	<u>High Game</u>	<u>High Sers</u>	<u>HDCP Game</u>	<u>HDCP Sers</u>	<u>Most Improved Avg +/-</u>	<u>To Raise Avg +1</u>	<u>To Drop Avg -1</u>	<u>Weekly Over Avg Series Avg +/-</u>
Tammy Koupal	104	106	6584	63	146	374	253	695	99 +5.51	346	279	
Keith D. Koupal	132	78	8633	65	192	455	270	707	130 +2.82	411	342	
Jen Kidd	124	86	4103	33	159	421	247	686	127 -2.67	397	360	
Nick Kidd	172	38	6224	36	232	625	271	694	171 +1.89	523	483	
Kim L. Hodges	140	70	10151	72	187	506	263	737	124 +16.99	424	348	
Bryan L. Hodges	162	48	12195	75	244	615	299	765	151 +11.60	519	440	

2 - We Attempt

<u>Name</u>	<u>Avg</u>	<u>HDCP</u>	<u>Pins</u>	<u>Gms</u>	<u>High Game</u>	<u>High Sers</u>	<u>HDCP Game</u>	<u>HDCP Sers</u>	<u>Most Improved Avg +/-</u>	<u>To Raise Avg +1</u>	<u>To Drop Avg -1</u>	<u>Weekly Over Avg Series Avg +/-</u>
Ashley K. Hancock	128	82	8503	66	187	438	268	684	130 -1.17	398	328	
Dani Krotz	149	61	13000	87	223	550	280	721	153 -3.57	500	409	
Richard M. Serr	151	59	13625	90	221	558	279	732	154 -2.61	511	417	
Larry L. Lambrecht	155	55	13531	87	211	555	271	735	156 -0.47	509	418	

3 - Bye**4 - Nightmare**

<u>Name</u>	<u>Avg</u>	<u>HDCP</u>	<u>Pins</u>	<u>Gms</u>	<u>High Game</u>	<u>High Sers</u>	<u>HDCP Game</u>	<u>HDCP Sers</u>	<u>Most Improved Avg +/-</u>	<u>To Raise Avg +1</u>	<u>To Drop Avg -1</u>	<u>Weekly Over Avg Series Avg +/-</u>
Allen S. Noltersmeier	121	89	11538	95	164	433	257	712	114 +7.45	418	319	
Sara A. Holder	108	102	9228	85	158	417	263	738	100 +8.56	364	275	
Malcolm R. Durand	144	66	12860	89	195	540	274	747	138 +6.49	480	387	
Lindsay L. McLaughlin	137	73	12262	89	197	499	278	724	131 +6.78	434	341	

5 - Galen's Pro Shop

<u>Name</u>	<u>Avg</u>	<u>HDCP</u>	<u>Pins</u>	<u>Gms</u>	<u>High Game</u>	<u>High Sers</u>	<u>HDCP Game</u>	<u>HDCP Sers</u>	<u>Most Improved Avg +/-</u>	<u>To Raise Avg +1</u>	<u>To Drop Avg -1</u>	<u>Weekly Over Avg Series Avg +/-</u>
Ann M. Graham	175	35	14771	84	245	613	282	730	163 +12.85	541	453	
Michelle L. Limbach	174	36	15205	87	257	599	294	740	174 +0.77	545	454	
David D. Hibberd	159	51	11977	75	247	588	303	756	154 +5.69	503	424	
Dustin W. Graham	217	0	16301	75	279	761	287	791	195 +22.35	703	624	
Jason T. White	200	10	1202	6	228	626	230	632		607	597	
Gordon E. Thiessen	214	0	2575	12	245	678	245	678		650	634	

6 - Pin Busters

<u>Name</u>	<u>Avg</u>	<u>HDCP</u>	<u>Pins</u>	<u>Gms</u>	<u>High Game</u>	<u>High Sers</u>	<u>HDCP Game</u>	<u>HDCP Sers</u>	<u>Most Improved Avg +/-</u>	<u>To Raise Avg +1</u>	<u>To Drop Avg -1</u>	<u>Weekly Over Avg Series Avg +/-</u>
Juli Gabbert	91	119	6586	72	153	378	274	741	87 +4.47	314	238	
Jessica Walker	96	114	5120	53	149	361	270	724	95 +1.60	312	255	
Jeff D. Snodgrass	123	87	9537	77	176	444	268	711	119 +4.86	383	302	
Matt Young	112	98	8451	75	161	405	263	711	110 +2.68	363	284	
Misty Anderson	90	120	3623	40	117	322	236	685	91 -0.43	290	246	

7 - 4 of a Kind

<u>Name</u>	<u>Avg</u>	<u>HDCP</u>	<u>Pins</u>	<u>Gms</u>	<u>High Game</u>	<u>High Sers</u>	<u>HDCP Game</u>	<u>HDCP Sers</u>	<u>Most Improved Avg +/-</u>	<u>To Raise Avg +1</u>	<u>To Drop Avg -1</u>	<u>Weekly Over Avg Series Avg +/-</u>
Daniel R. Harris	174	36	15741	90	243	644	286	773	162 +12.90	534	440	
Sophie M. Vetic	119	91	10761	90	157	401	247	674	118 +1.57	399	305	
Chris Hansen	155	55	12558	81	199	548	255	726	143 +12.04	546	461	
Beau W. Hansen	171	39	13920	81	240	591	292	717	158 +13.85	528	443	
Courtney L. Bailey	94	116	566	6	104	285	219	630		289	279	
Jason D. McCaslin	131	79	1181	9	165	416	248	665		403	390	

8 - Spare Me

<u>Name</u>	<u>Avg</u>	<u>HDCP</u>	<u>Pins</u>	<u>Gms</u>	<u>High Game</u>	<u>High Sers</u>	<u>HDCP Game</u>	<u>HDCP Sers</u>	<u>Most Improved Avg +/-</u>	<u>To Raise Avg +1</u>	<u>To Drop Avg -1</u>	<u>Weekly Over Avg Series Avg +/-</u>
Karen L. Lopez	146	64	12778	87	221	510	289	714	141 +5.87	452	361	
Sharie Goodman	125	85	8669	69	163	448	244	709	120 +5.64	403	330	
Tyler J. Krotz	69	141	6257	90	102	257	244	686	69 +0.52	253	159	
Richard L. Lopez	153	57	11951	78	236	570	300	762	144 +9.22	523	441	

9 - Lucky Strikes

Name	Avg	HDCP	Pins	Gms	High Game	High Sers	HDCP Game	HDCP Sers	Most Improved Avg +/-	To Raise Avg +1	To Drop Avg -1	Weekly Over Avg Series Avg +/-
Angie C. Hauserman	131	79	11970	91	189	471	269	717	121 +10.54	438	343	
Bob Schutt	98	112	9220	94	158	338	270	674	96 +2.09	383	285	
Craig A. Schutt	159	51	14993	94	205	559	264	715	153 +6.50	527	429	
Allie E. Moore	169	41	12846	76	222	611	271	755	151 +18.03	584	504	
Janet E. Anderson	121	89	1826	15	164	422	261	713		370	351	

10 - Cruizers

Name	Avg	HDCP	Pins	Gms	High Game	High Sers	HDCP Game	HDCP Sers	Most Improved Avg +/-	To Raise Avg +1	To Drop Avg -1	Weekly Over Avg Series Avg +/-
Trish R. Hancock	126	84	10338	82	169	432	256	694	126 +0.07	457	371	
Shelli Krotz	137	73	12119	88	193	526	276	768	127 +10.72	439	347	
Rich Hancock	162	48	13828	85	224	587	277	746	151 +11.68	516	427	
John L. Krotz	182	28	14997	82	276	668	308	755	169 +13.89	558	472	

11 - Pin Seekers

Name	Avg	HDCP	Pins	Gms	High Game	High Sers	HDCP Game	HDCP Sers	Most Improved Avg +/-	To Raise Avg +1	To Drop Avg -1	Weekly Over Avg Series Avg +/-
Chris M. Stockton	131	79	11437	87	171	456	254	702	127 +4.46	443	352	
Shannon L. Mitchell	140	70	12627	90	192	501	260	702	145 -4.70	486	392	
Kirk E. Kossman	152	58	2281	15	180	526	245	718		473	454	
Nick J. Stockton	162	48	14585	90	237	586	295	740	144 +18.06	574	480	
Bret M. Samuelson	161	49	12080	75	213	605	276	758	157 +4.07	556	477	

12 - We Dilly Dilly 2

Name	Avg	HDCP	Pins	Gms	High Game	High Sers	HDCP Game	HDCP Sers	Most Improved Avg +/-	To Raise Avg +1	To Drop Avg -1	Weekly Over Avg Series Avg +/-
Brooke A. Flodine	117	93	9154	78	175	417	269	713	119 -1.64	404	322	
Chris Flodine	127	83	10746	84	179	450	265	711	125 +2.93	390	302	
Cindy Gibbons	139	71	12148	87	180	519	251	738	139 +0.63	452	361	
Eric E. Kruger	166	44	4986	30	226	560	279	722	162 +4.20	525	491	
Rick E. Maier	158	52	3329	21	190	533	229	650	158 +0.52	487	462	
Lynn M. Watson	86	124	521	6	121	303	226	618		262	252	

Temporary Substitutes

Men

Name	Avg	HDCP	Pins	Gms	High Game	High Sers	HDCP Game	HDCP Sers	Most Improved Avg +/-	To Raise Avg +1	To Drop Avg -1	Weekly Over Avg Series Avg +/-
Kevin D. Crites	152	58	914	6	185	499	229	631		463	453	
Galen Keas	172	38	2069	12	212	533	239	641		526	510	
Chris Lopez	158	52	476	3	196	476	248	632		478	471	
Jason O. Pedersen	190	20	572	3	214	572	234	632		574	567	
Ryan S. Robinson	120	90	1440	12	149	383	240	656		375	359	
Brian A. Stockman	128	82	1154	9	175	424	264	691		394	381	

Women

Name	Avg	HDCP	Pins	Gms	High Game	High Sers	HDCP Game	HDCP Sers	Most Improved Avg +/-	To Raise Avg +1	To Drop Avg -1	Weekly Over Avg Series Avg +/-
Kira L. Hancock	135	75	5671	42	196	516	276	756	131 +4.02	449	403	
Linda A. Johnson	154	56	463	3	169	463	225	631		467	460	
Rebecca L. McPherson	175	35	526	3	204	526	239	631		530	523	
Michelle J. Peterson	161	49	483	3	178	483	227	630		489	482	

Individual High Averages

Men	Women
217.35 Dustin Graham	175.85 Ann Graham
182.89 John Krotz	174.77 Michelle Limbach
174.90 Daniel Harris	169.03 Allie Moore
171.85 Beau Hansen	155.04 Chris Hansen
162.68 Rich Hancock	149.43 Dani Krotz
162.60 Bryan Hodges	146.87 Karen Lopez
162.06 Nick Stockton	140.99 Kim Hodges
161.07 Bret Samuelson	140.30 Shannon Mitchell
159.69 David Hibberd	139.63 Cindy Gibbons
159.50 Craig Schutt	137.78 Lindsay McLaughlin

Most Improved Average

Men	195 to 217.35 =+22.35Dustin Graham	144 to 162.06 =+18.06 Nick Stockton	169 to 182.89 =+13.89John Krotz
	158 to 171.85 =+13.85Beau Hansen	162 to 174.90 =+12.90 Daniel Harris	151 to 162.68 =+11.68Rich Hancock
Women	151 to 169.03 =+18.03Allie Moore	124 to 140.99 =+16.99 Kim Hodges	163 to 175.85 =+12.85Ann Graham
	143 to 155.04 =+12.04Chris Hansen	127 to 137.72 =+10.72 Shelli Krotz	121 to 131.54 =+10.54Angie Hauserma

Most Un-Improved Averages

Men	154 to 151.39 = -2.61 Richard Serr	156 to 155.53 = -0.47 Larry Lambrecht	69 to 69.52 = +0.52 Tyler Krotz
	158 to 158.52 = +0.52 Rick Maier	171 to 172.89 = +1.89 Nick Kidd	96 to 98.09 = +2.09 Bob Schutt
Women	145 to 140.30 = -4.70 Shannon Mitchell	153 to 149.43 = -3.57 Dani Krotz	127 to 124.33 = -2.67 Jen Kidd
	119 to 117.36 = -1.64 Brooke Flodine	130 to 128.83 = -1.17 Ashley Hancock	91 to 90.57 = -0.43 Misty Anderson

Town & Country 2020-21

Big Apple Fun Center

Reprint of Scores -- Week 31

Lane 1 4 - Nightmare Week 31 4/15/2021

Name	Old	Old	HDCP				
	Avg	HDCP	-1-	-2-	-3-	Total	Total
Allen S. Noltersmeier	121	89	147	112	123	382	649
Sara A. Holder	108	102	a98	a98	a98	294	600
Malcolm R. Durand	143	67	151	154	184	489	690
Lindsay L. McLaughlin	138	72	154	109	147	410	626
			====	====	====	====	====
Scratch Total			550	473	552	1575	1575
Handicap			330	330	330		990
Total			880	803	882	1575	2565
Team Points Won			1.0	0.0	1.0	2.0	2.0

Lane 2 9 - Lucky Strikes Week 31 4/15/2021

Name	Old	Old	HDCP				
	Avg	HDCP	-1-	-2-	-3-	Total	Total
Angie C. Hauserman	131	79	136	134	173	443	680
Bob Schutt	98	112	89	92	84	265	601
Craig A. Schutt	159	51	155	159	140	454	607
Allie E. Moore	167	43	194	201	194	589	718
			====	====	====	====	====
Scratch Total			574	586	591	1751	1751
Handicap			285	285	285		855
Total			859	871	876	1751	2606
Team Points Won			0.0	1.0	0.0	2.0	2.0

Town & Country 2020-21

Big Apple Fun Center

Reprint of Scores -- Tie Breaker 3

Lane 1 4 - Nightmare Tie Breaker 3 4/15/2021

Name	Old Avg	Old HDCP	-1-	-2-	-3-	Total	HDCP Total
Allen S. Noltersmeier	121	89	130			130	219
Sara A. Holder	108	102	a98			98	200
Malcolm R. Durand	144	66	179			179	245
Lindsay L. McLaughlin	138	72	111			111	183
			====	====	====	====	====
Scratch Total			518	0	0	518	518
Handicap			329	0	0		329
Total			847	0	0	518	847
Team Points Won			0.0	0.0	0.0	0.0	0.0

Lane 2 9 - Lucky Strikes Tie Breaker 3 4/15/2021

Name	Old Avg	Old HDCP	-1-	-2-	-3-	Total	HDCP Total
Angie C. Hauserman	131	79	119			119	198
Bob Schutt	98	112	102			102	214
Craig A. Schutt	159	51	147			147	198
Allie E. Moore	168	42	178			178	220
			====	====	====	====	====
Scratch Total			546	0	0	546	546
Handicap			284	0	0		284
Total			830	0	0	546	830
Team Points Won			0.0	0.0	0.0	0.0	0.0