

Service 2020-21

Thursday 6:30 pm

Big Apple Fun Center

Lanes 7 - 20

President: Chuck Brisbin Vice President: Bobby Turner Jr
Secretary/Treasurer: Gary Hatcher

Team Standings

Place	#	Team Name	Points Won	Points Lost	%Won	Pins + HDCP	Scratch Pins	Year-To-Date WON	Y-T-D LOST	Y-T-D % WON
1	8	Northgate Veterinary Clinic	243½	156½	60.9	32246	25066	243½	156½	60.9
2	14	Detail Beyond	234½	165½	58.6	32185	20839	234½	165½	58.6
3	3	Walter's Electric	232½	167½	58.1	32602	25366	232½	167½	58.1
4	12	Impact Bowlers	215½	184½	53.9	32331	25057	215½	184½	53.9
5	1	Belschners	212	188	53.0	32055	21882	212	188	53.0
6	10	Bone Yard	210	190	52.5	31785	25715	210	190	52.5
7	5	Pat's Plumbing Service	208	192	52.0	32519	25620	208	192	52.0
8	9	Coors Light/Turner's Body Sho	201½	198½	50.4	32077	25936	201½	198½	50.4
9	6	O'Brien-Straatmann-Redinger	198	202	49.5	31783	20905	198	202	49.5
10	7	Graham Transportation	194½	205½	48.6	31794	26520	194½	205½	48.6
11	11	Britney Spares	190½	209½	47.6	32827	22327	190½	209½	47.6
12	13	Sentinels	165	235	41.3	31928	20586	165	235	41.3
13	4	Big Apple	152½	247½	38.1	31561	26205	152½	247½	38.1
14	2	Lucky Duck	142	258	35.5	31807	27157	142	258	35.5

Review of Last Week's Bowling.....

Lanes	Team Name	HDCP -1-	HDCP -2-	HDCP -3-	HDCP Total	Last Wk WON	Team Name	HDCP -1-	HDCP -2-	HDCP -3-	HDCP Total	Last Wk WON
7-8	Northgate Veterinary	1068	1104	1021	3193	24½	<---> Detail Beyond	1129	1050	981	3160	15½
9-10	Walter's Electric	1132	1179	1168	3479	27	<---> Belschners	1171	1078	1152	3401	13
11-12	Impact Bowlers	1112	1156	1057	3325	28	<---> O'Brien-Straatmann-R	1017	1099	1084	3200	12
13-14	Bone Yard	1122	1120	1099	3341	27	<---> Graham Transportatio	1041	1165	1095	3301	13
15-16	Pat's Plumbing Servic	1170	1087	1269	3526	28	<---> Britney Spares	1097	1109	1113	3319	12
17-18	Coors Light/Turner's	1227	1176	1022	3425	31	<---> Big Apple	1095	1103	1059	3257	9
19-20	Lucky Duck	1033	1064	1042	3139	7	<---> Sentinels	1177	1132	1097	3406	33

Lane Assignments

	7-8	9-10	11-12	13-14	15-16	17-18	19-20
Wk11 11/19	4-11	14-8	6-2	5-9	10-12	7-3	1-13
Wk12 11/26	🙏 Thanksgiving No bowling						
Wk12 12/03	9-14	4-1	11-5	8-12	7-13	2-10	6-3
Wk13 12/10	10-3	6-11	12-14	13-4	2-8	1-9	5-7

Last Week's Top Scores

Team Scratch Game	Team Scratch Series	Team Handicap Game	Team Handicap Series
1031 Pat's Plumbing Service	2812 Pat's Plumbing Service	1269 Pat's Plumbing Service	3526 Pat's Plumbing Ser
1021 Coors Light/Turner's Body	2807 Coors Light/Turner's Body	1227 Coors Light/Turner's Body	3479 Walter's Electric
936 Walter's Electric	2750 Walter's Electric	1179 Walter's Electric	3425 Coors Light/Turner'
928 Graham Transportation	2641 Lucky Duck	1177 Sentinels	3406 Sentinels
912 Impact Bowlers	2593 Impact Bowlers	1171 Belschners	3401 Belschners
898 Lucky Duck	2590 Graham Transportation	1165 Graham Transportation	3341 Bone Yard
879 Big Apple	2585 Big Apple	1156 Impact Bowlers	3325 Impact Bowlers
867 Northgate Veterinary Clinic	2534 Bone Yard	1129 Detail Beyond	3319 Britney Spares
853 Bone Yard	2491 Britney Spares	1122 Bone Yard	3301 Graham Transport
842 Belschners	2482 Northgate Veterinary Clinic	1113 Britney Spares	3257 Big Apple
837 Britney Spares	2414 Belschners	1104 Northgate Veterinary Clinic	3200 O'Brien-Straatman
770 Sentinels	2185 Sentinels	1103 Big Apple	3193 Northgate Veterina
736 Detail Beyond	2012 O'Brien-Straatmann-Reding	1099 O'Brien-Straatmann-Reding	3160 Detail Beyond
703 O'Brien-Straatmann-Reding	1981 Detail Beyond	1064 Lucky Duck	3139 Lucky Duck

Last Week's Top Scores - Continued

Scratch Game		Scratch Series		Handicap Game		Handicap Series	
254	Dustin Graham	708	Dustin Graham	293	Scott Frauen	755	Scott Frauen
247	Bruce Hatcher	675	Bryan Schirmer	286	Josh Garrelts	751	Bobby Turner Jr
244	Todd Cline	635	Bruce Hatcher	283	Dirk Yonkers	739	Brian Stones
238	Josh Garrelts	633	Carter Hollis	279	Todd Cline	738	Dustin Graham
238	Bryan Schirmer	624	Todd Cline	276	Kevin Schroeder	733	Josh Garrelts
235	Eric Behrendt	622	Brian Stones	274	Brian Stones	729	Todd Cline
235	Brian Stones	606	Pat Garrelts	274	Jeff Sulzle	728	Jeff Sulzle
234	Kevin Schroeder	605	Mark Yonkers	268	Kirk Kossman	723	Pat Garrelts
233	Dirk Yonkers	604	Bobby Turner Jr	265	Bruce Hatcher	720	Bryan Schirmer
223	Pat Garrelts	603	Eric Behrendt	264	Dustin Graham	717	Aries Journey

Season High Scores

Team Scratch Game		Team Scratch Series		Team Handicap Game		Team Handicap Series	
1062	Pat's Plumbing Service	3004	Pat's Plumbing Service	1289	Pat's Plumbing Service	3685	Pat's Plumbing Ser
1041	Bone Yard	2901	Lucky Duck	1263	Bone Yard	3582	Walter's Electric
1021	Coors Light/Turner's Body	2884	Big Apple	1247	Sentinels	3561	Lucky Duck
1000	Walter's Electric	2859	Graham Transportation	1228	Walter's Electric	3524	Detail Beyond
997	Lucky Duck	2838	Coors Light/Turner's Body	1227	Coors Light/Turner's Body	3481	Bone Yard
994	Graham Transportation	2809	Bone Yard	1212	Lucky Duck	3461	Coors Light/Turner'
984	Big Apple	2755	Walter's Electric	1209	Detail Beyond	3444	Northgate Veterina
969	Northgate Veterinary Clinic	2672	Impact Bowlers	1200	Britney Spares	3420	Impact Bowlers
912	Impact Bowlers	2666	Northgate Veterinary Clinic	1184	Big Apple	3406	Sentinels
854	Britney Spares	2491	Britney Spares	1180	Northgate Veterinary Clinic	3405	Belschners
843	Sentinels	2414	Belschners	1175	Impact Bowlers	3401	Graham Transport
842	Belschners	2267	Detail Beyond	1171	Belschners	3394	Britney Spares
821	Detail Beyond	2253	O'Brien-Straatmann-Reding	1165	Graham Transportation	3376	Big Apple
800	O'Brien-Straatmann-Reding	2185	Sentinels	1159	O'Brien-Straatmann-Reding	3330	O'Brien-Straatman

Scratch Game		Scratch Series		Handicap Game		Handicap Series	
279	Dustin Graham	749	Carter Hollis	300	Todd Cline	861	Mike Brown
277	Mike Johnson	740	Nick Borgman	300	Bruce Hatcher	842	Carter Hollis
276	Todd Mathews	708	Dustin Graham	300	Trenton Temme	837	Bruce Hatcher
268	Carter Hollis	701	Gordon Thiessen	300	Brian Stones	819	Brian Stones
268	Nick Borgman	696	Bruce Hatcher	300	Michael Marcellus	805	Mike Johnson
267	Bruce Hatcher	691	Jerred Johnson	300	Mike Johnson	799	Jason McCaslin
263	Todd Cline	689	Chuck Brisbin	300	Mike Brown	791	Nick Borgman
258	Kevin Schroeder	683	Eric Behrendt	300	Kevin Lawn	788	Todd Cline
258	Bryan Schirmer	675	Bryan Schirmer	299	Carter Hollis	782	Eric Behrendt
257	Brian Stones	672	Mike Brown	298	Dalton Hollander	777	Kevin Lawn

Team Rosters

1 - Belschners

Name	Avg	HDCP	Pins	Gms	Points Won	High Game	High Sers	HDCP Game	HDCP Sers	Most Improved Avg +/-	To Raise Avg +1	To Drop Avg -1	Weekly Over Avg Series Avg +/-
Scott Frauen	131	84	2760	21	15.0	204	488	293	755	131 +0.43	408	383	488 - 378=110
Jerry Fisher	129	86	2727	21	16.0	161	438	246	693	129 +0.86	393	368	334 - 396=-62
EJ Jackson	141	74	1270	9	9.0	181	500	244	689		434	421	
Jeremy Smith	98	117	1781	18	12.0	147	330	273	708		298	276	
Mike Haws	142	73	2572	18	9.0	170	491	242	681		431	409	432 - 426=6
Dirk Yonkers	167	48	5031	30	25.0	233	564	283	732	162 +5.70	513	479	555 - 495=60
Mark Yonkers	183	32	4950	27	16.5	232	605	260	707	181 +2.33	570	539	605 - 543=62

2 - Lucky Duck

Name	Avg	HDCP	Pins	Gms	Points Won	High Game	High Sers	HDCP Game	HDCP Sers	Most Improved Avg +/-	To Raise Avg +1	To Drop Avg -1	Weekly Over Avg Series Avg +/-
Darrin Karsten	171	44	4636	27	16.0	227	585	275	729	171 +0.70	524	493	465 - 519=-54
Larry Giddings	165	50	3480	21	14.5	200	541	256	704	165 +0.71	504	479	541 - 489=52
Tom McLeod	175	40	3676	21	14.0	234	586	278	750	175 +0.05	548	523	
Randy Bauer	187	28	2246	12	5.5	238	649	276	763		574	558	
Jerred Johnson	194	21	2919	15	8.0	244	691	259	736		591	572	523 - 597=-74
Todd Mathews	198	17	2377	12	4.0	276	649	282	667		608	592	550 - 609=-59
Chuck Brisbin	197	18	4144	21	14.0	240	689	260	749	197 +0.33	608	583	

3 - Walter's Electric

Name	Avg	HDCP	Pins	Gms	Points	High	High	HDCP	HDCP	Most Improved		To Raise	To Drop	Weekly Over Avg
					Won	Game	Sers	Game	Sers	Avg	+/-	Avg +1	Avg -1	Series Avg +/-
Andrew Becker	158	57	2857	18	11.0	193	533	254	716			482	460	533 - 462=71
Adam Bayne	163	52	1961	12	5.5	233	528	267	643			499	483	
Randall Purdy	158	57	4283	27	18.5	223	575	286	764	157	+1.63	487	456	518 - 468=50
Kevin Schroeder	175	40	4731	27	22.0	258	618	294	726	171	+4.22	549	518	579 - 519=60
Brent Bayne	172	43	5174	30	24.5	210	595	257	736	172	+0.47	535	501	498 - 519=-21
Brian Stones	179	36	4851	27	20.0	257	651	300	819	177	+2.67	549	518	622 - 528=94

4 - Big Apple

Name	Avg	HDCP	Pins	Gms	Points	High	High	HDCP	HDCP	Most Improved		To Raise	To Drop	Weekly Over Avg
					Won	Game	Sers	Game	Sers	Avg	+/-	Avg +1	Avg -1	Series Avg +/-
Dalton Hollander	167	48	5027	30	18.0	248	554	298	705	162	+5.57	517	483	512 - 501=11
Michael Marcellus	168	47	5041	30	13.0	253	595	300	751	164	+4.03	536	502	522 - 501=21
Brent Hollis	bk162	53	829	6	1.0	159	424	212	583			422	412	
Anthony Eigenberg	157	58	1416	9	5.0	190	532	228	646			480	467	433 - 489=-56
Nick Kidd	bk187	28	1030	6	2.0	215	552	243	636			518	508	
Jared Samuelson	182	33	3827	21	11.5	240	663	278	754	182	+0.24	565	540	
Carter Hollis	197	18	5928	30	26.0	268	749	299	842	196	+1.60	606	572	633 - 588=45

5 - Pat's Plumbing Service

Name	Avg	HDCP	Pins	Gms	Points	High	High	HDCP	HDCP	Most Improved		To Raise	To Drop	Weekly Over Avg
					Won	Game	Sers	Game	Sers	Avg	+/-	Avg +1	Avg -1	Series Avg +/-
Tab Eastberg	174	41	5243	30	16.0	228	604	272	736	175	-0.23	532	498	493 - 525=-32
Jeff Sulzle	142	73	3844	27	20.5	204	511	285	754	134	+8.37	446	415	500 - 417=83
Josh Garrelts	170	45	5121	30	23.5	238	589	286	744	167	+3.70	522	488	589 - 501=88
Pat Garrelts	178	37	5360	30	19.0	227	611	272	756	170	+8.67	547	513	606 - 528=78
Todd Cline	183	32	5493	30	20.0	263	650	300	788	176	+7.10	579	545	624 - 540=84

6 - O'Brien-Stratmann-Redinger

Name	Avg	HDCP	Pins	Gms	Points	High	High	HDCP	HDCP	Most Improved		To Raise	To Drop	Weekly Over Avg
					Won	Game	Sers	Game	Sers	Avg	+/-	Avg +1	Avg -1	Series Avg +/-
Ariel Weber	108	107	3244	30	21.0	172	397	279	739	111	-2.87	353	319	261 - 330=-69
Chris Stapleton	161	54	3867	24	18.0	200	532	255	688	161	+0.13	507	479	485 - 483=2
Sean McBride	143	72	2589	18	14.0	187	490	261	712			435	413	453 - 426=27
Bob Cherry	133	82	3212	24	17.0	169	456	243	662	133	+0.83	406	378	410 - 399=11
Ivan Bombeck	133	82	4010	30	18.0	178	469	263	724	134	-0.33	412	378	403 - 399=4
Jason Pedersen	166	49	3990	24	11.5	226	557	275	704	167	-0.75	519	491	

7 - Graham Transportation

Name	Avg	HDCP	Pins	Gms	Points	High	High	HDCP	HDCP	Most Improved		To Raise	To Drop	Weekly Over Avg
					Won	Game	Sers	Game	Sers	Avg	+/-	Avg +1	Avg -1	Series Avg +/-
TC Callahan	135	80	3670	27	16.0	186	493	276	763	134	+1.93	410	379	437 - 402=35
Vincent Mulrone	159	56	4799	30	19.5	206	582	266	762	154	+5.97	481	447	477 - 480=-3
Jason White	198	17	5359	27	21.0	247	631	272	706	198	+0.48	611	580	
Gordon Thiessen	201	14	4828	24	15.0	252	701	269	749	203	-1.83	626	598	545 - 609=-64
Dustin Graham	208	7	6249	30	20.0	279	708	284	738	212	-3.70	648	614	708 - 615=93

8 - Northgate Veterinary Clinic

Name	Avg	HDCP	Pins	Gms	Points	High	High	HDCP	HDCP	Most Improved		To Raise	To Drop	Weekly Over Avg
					Won	Game	Sers	Game	Sers	Avg	+/-	Avg +1	Avg -1	Series Avg +/-
Dick Rich	147	68	3983	27	25.0	216	520	294	742	146	+1.52	457	426	436 - 450=-14
Bruce Hatcher	194	21	5250	27	24.5	267	696	300	837	191	+3.44	600	569	635 - 591=44
Johnny Nikkila	161	54	4351	27	21.5	189	517	242	687	158	+3.15	509	478	473 - 489=-16
Ivan Stones	166	49	4504	27	29.0	203	555	253	708	164	+2.81	506	475	466 - 492=-26
Kenny Stryker	165	50	3466	21	16.5	191	539	241	695	165	+0.05	518	493	472 - 492=-20

9 - Coors Light/Turner's Body Sho

Name	Avg	HDCP	Pins	Gms	Points	High	High	HDCP	HDCP	Most Improved		To Raise	To Drop	Weekly Over Avg
					Won	Game	Sers	Game	Sers	Avg	+/-	Avg +1	Avg -1	Series Avg +/-
Nick Stockton	153	62	2304	15	12.0	188	511	258	721			468	449	
Kirk Kossman	147	68	2648	18	13.0	197	488	268	701			460	438	488 - 432=56
Larry Harrington	176	39	5291	30	23.0	212	570	258	696	176	+0.37	550	516	558 - 525=33
Bobby Turner Jr	170	45	4594	27	20.0	214	604	268	751	164	+6.15	536	505	604 - 498=106
Jeremy Sklenar	190	25	5148	27	17.0	244	656	263	717	188	+2.67	582	551	554 - 573=-19
Eric Behrendt	194	21	2924	15	11.0	246	683	279	782			586	567	603 - 579=24
Gary Hatcher	174	41	2615	15	8.0	213	603	243	693			535	516	

10 - Bone Yard

Name	Avg	HDCP	Pins	Gms	Points	High	High	HDCP	HDCP	Most Improved		To Raise	To Drop	Weekly Over Avg
					Won	Game	Sers	Game	Sers	Avg	+/-	Avg +1	Avg -1	Series Avg +/-
Joey Henke	114	101	689	6	7.0	151	354	255	666			346	336	
Matt Kearney	157	58	4240	27	22.0	212	545	275	752	152	+5.04	500	469	522 - 462=60
Greg Pettit	182	33	5479	30	24.0	237	578	270	689	182	+0.63	560	526	550 - 546=4
Mike Johnson	176	39	4229	24	19.0	277	658	300	805	174	+2.21	550	522	
Nick Borgman	202	13	4250	21	9.0	268	740	285	791	202	+0.38	622	597	
Mike Brown	173	42	4671	27	17.0	241	672	300	861	173	0.00	549	518	554 - 513=41

11 - Britney Spares

Name	Avg	HDCP	Pins	Gms	Points	High	High	HDCP	HDCP	Most Improved		To Raise	To Drop	Weekly Over Avg
					Won	Game	Sers	Game	Sers	Avg	+/-	Avg +1	Avg -1	Series Avg +/-
Andrew Kennedy	122	93	1473	12	6.0	139	396	231	672			372	356	
Michael Nowak	176	39	528	3	4.0	181	528	220	645			534	527	528 - 528=0
Randy Lofquist	110	105	2654	24	22.0	154	364	262	727	109	+1.58	343	315	
Spencer Kuhl	132	83	2382	18	16.5	176	449	266	719			411	389	
Jeff Rodriguez	138	77	2083	15	10.5	189	461	273	701			419	400	
Michael Gruber	150	65	4067	27	17.5	195	497	264	698	146	+4.63	463	432	497 - 444=53
Devon Smith	165	50	3971	24	9.0	224	538	280	706	165	+0.46	511	483	506 - 495=11
Bryan Schirmer	203	12	4884	24	12.5	258	675	277	722	200	+3.50	624	596	675 - 600=75

12 - Impact Bowlers

Name	Avg	HDCP	Pins	Gms	Points	High	High	HDCP	HDCP	Most Improved		To Raise	To Drop	Weekly Over Avg
					Won	Game	Sers	Game	Sers	Avg	+/-	Avg +1	Avg -1	Series Avg +/-
Kevin Lawn	152	63	2745	18	12.0	245	549	300	777			468	446	461 - 456=5
Eric Zikmund	176	39	4754	27	16.5	237	583	275	718	173	+3.07	556	525	570 - 522=48
Greg Fuestman	166	49	5001	30	19.5	231	565	269	679	169	-2.30	510	476	483 - 501=-18
Randal Spangler	165	50	4476	27	17.0	244	545	292	684	164	+1.78	504	473	528 - 492=36
Doug Houtz	175	40	5259	30	27.0	214	562	256	685	173	+2.30	549	515	551 - 522=29

13 - Sentinels

Name	Avg	HDCP	Pins	Gms	Points	High	High	HDCP	HDCP	Most Improved		To Raise	To Drop	Weekly Over Avg
					Won	Game	Sers	Game	Sers	Avg	+/-	Avg +1	Avg -1	Series Avg +/-
Trenton Temme	137	78	2060	15	9.0	226	486	300	747			424	405	420 - 408=12
Brian Stockman	116	99	3484	30	16.5	152	424	262	754	114	+2.13	377	343	350 - 348=2
Jeff Mauler	148	67	3555	24	15.0	202	520	264	706	149	-0.88	468	440	
Stephan Johnston	121	94	3272	27	19.5	154	419	247	671	122	-0.81	388	357	385 - 360=25
Aries Journey	154	61	4642	30	19.0	193	530	263	740	150	+4.73	473	439	528 - 456=72
Jason Schievelbein	147	68	3099	21	18.0	187	502	261	715	147	+0.57	453	428	502 - 432=70

14 - Detail Beyond

Name	Avg	HDCP	Pins	Gms	Points	High	High	HDCP	HDCP	Most Improved		To Raise	To Drop	Weekly Over Avg
					Won	Game	Sers	Game	Sers	Avg	+/-	Avg +1	Avg -1	Series Avg +/-
Tyler White	146	69	2196	15	13.0	186	485	261	710			450	431	
Gary Guetrauze	111	104	1002	9	3.5	140	370	228	634			342	329	370 - 381=-11
Jason McCaslin	126	89	3792	30	14.0	196	520	289	799	118	+8.40	399	365	321 - 384=-63
Matt Spotanski	127	88	2680	21	18.5	172	450	263	723	127	+0.62	392	367	370 - 384=-14
Jamie McCoy	141	74	1699	12	6.0	167	471	228	633			431	415	
Richard Lopez	152	63	4112	27	19.0	193	541	261	745	147	+5.30	478	447	470 - 453=17
Chris Lopez	148	67	4452	30	22.5	199	525	282	747	143	+5.40	465	431	450 - 444=6

Temporary Substitutes

Name	Avg	HDCP	Pins	Gms	Points Won	High Game	High Sers	HDCP Game	HDCP Sers	Most Improved Avg +/-	To Raise Avg +1	To Drop Avg -1	Weekly Over Avg Series Avg +/-
James Crown	bk144	71	374	3		137	374	208	587		376	369	
Jason Feddersen	174	41	2091	12	3.0	236	599	250	641		534	518	
Cody Foster	0	0	0	0		0	0						
Jeff Fruhling	bk179	36	1103	6	5.0	201	590	237	698		553	543	
Conan Gifford	133	82	399	3	2.0	173	399	255	645		405	398	
Doug Giles	bk168	47	475	3	3.0	180	475	227	616		479	472	
Steve Graham	138	77	832	6	2.0	179	423	258	660		419	409	423 - 408=15
Bryan Hodges	bk158	57	1016	6	3.0	200	531	257	702		514	504	485 - 474=11
Danny Jeffryes	bk170	45	417	3	2.0	149	417	194	552		423	416	
Jason Kennedy	154	61	1854	12	7.5	194	509	273	746		471	455	
Bill Kirkland	bk144	71	904	6	3.0	181	459	252	672		455	445	459 - 432=27
John Krotz	bk178	37	528	3	3.0	205	528	242	639		534	527	
Kelly McFadden	175	40	2101	12	3.0	194	562	238	694		539	523	562 - 513=49
Scott Orcutt	bk181	34	559	3	4.0	196	559	230	661		563	556	
Craig Schutt	154	61	1851	12	4.0	173	475	228	640		474	458	449 - 465=-16
Chris Stepp	146	69	438	3	2.0	171	438	240	645		444	437	
Bob Stevens	bk161	54	412	3		172	412	226	574		416	409	
Justin Swanek	bk201	14	585	3	1.0	232	585	246	627		591	584	
Jarod Zikmund	172	43	517	3	2.0	178	517	221	646		521	514	

High Individual Match Points

29 Ivan Stones	27 Doug Houtz	26 Carter Hollis	25 Dirk Yonkers
25 Dick Rich	24.5 Bruce Hatcher	24.5 Brent Bayne	24 Greg Pettit
23.5 Josh Garrelts	23 Larry Harrington	22.5 Chris Lopez	22 Kevin Schroeder
22 Matt Kearney	22 Randy Lofquist	21.5 Johnny Nikkila	21 Jason White

Individual High Averages

208.30 Dustin Graham	203.50 Bryan Schirmer	202.38 Nick Borgman	201.17 Gordon Thiessen
198.48 Jason White	197.60 Carter Hollis	197.33 Chuck Brisbin	194.44 Bruce Hatcher
190.67 Jeremy Sklenar	183.33 Mark Yonkers	183.10 Todd Cline	182.63 Greg Pettit
182.24 Jared Samuelson	179.67 Brian Stones	178.67 Pat Garrelts	176.37 Larry Harrington

Most Improved Average

170 to 178.67 = +8.67 Pat Garrelts	118 to 126.40 = +8.40 Jason McCaslin
134 to 142.37 = +8.37 Jeff Sulzle	176 to 183.10 = +7.10 Todd Cline
164 to 170.15 = +6.15 Bobby Turner Jr	154 to 159.97 = +5.97 Vincent Mulrone
162 to 167.70 = +5.70 Dirk Yonkers	162 to 167.57 = +5.57 Dalton Hollander
143 to 148.40 = +5.40 Chris Lopez	147 to 152.30 = +5.30 Richard Lopez

Most Un-Improved Averages

212 to 208.30 = -3.70 Dustin Graham	111 to 108.13 = -2.87 Ariel Weber
169 to 166.70 = -2.30 Greg Fuestman	203 to 201.17 = -1.83 Gordon Thiessen
149 to 148.13 = -0.88 Jeff Mauler	122 to 121.19 = -0.81 Stephan Johnston
167 to 166.25 = -0.75 Jason Pedersen	134 to 133.67 = -0.33 Ivan Bombeck
175 to 174.77 = -0.23 Tab Eastberg	173 to 173.00 = 0.00 Mike Brown

Service 2020-21

Big Apple Fun Center

Reprint of Scores -- Week 10

Lane 7 8 - Northgate Veterinary Clinic Week 10 11/12/2020

Name	Old Avg	Old HDCP	-1-	-2-	-3-	Total	HDCP Total
Dick Rich	150	65	158	139	139	436	631
Bruce A. Hatcher	197	18	215	247	173	635	689
Johnny L. Nikkila	163	52	186	174	113	473	629
Ivan D. Stones	164	51	125	150	191	466	619
Kenny Stryker	164	51	147	157	168	472	625
			====	====	====	====	====
Scratch Total			831	867	784	2482	2482
Handicap			237	237	237		711
Total			1068	1104	1021	2482	3193
Team Points Won			0.0	5.0	5.0	15.0	15.0
Match Points Won			2.0	3.0	3.5	9.5	9.5
Total Points Won			2.0	8.0	8.5	24.5	24.5

Lane 8 14 - Detail Beyond Week 10 11/12/2020

Name	Old Avg	Old HDCP	-1-	-2-	-3-	Total	HDCP Total
Gary Guetrauze	bk127	88	140	114	116	370	634
Jason D. McCaslin	128	87	121	106	94	321	582
Matt Spotanski	128	87	111	158	101	370	631
Richard L. Lopez	151	64	191	120	159	470	662
Chris Lopez	148	67	173	159	118	450	651
			====	====	====	====	====
Scratch Total			736	657	588	1981	1981
Handicap			393	393	393		1179
Total			1129	1050	981	1981	3160
Team Points Won			5.0	0.0	0.0	5.0	5.0
Match Points Won			3.0	2.0	1.5	10.5	10.5
Total Points Won			8.0	2.0	1.5	15.5	15.5

Lane 9 3 - Walter's Electric Week 10 11/12/2020

Name	Old Avg	Old HDCP	-1-	-2-	-3-	Total	HDCP Total
Andrew J. Becker	154	61	151	193	189	533	716
Randall E. Purdy	156	59	155	179	184	518	695
Kevin J. Schroeder	173	42	234	168	177	579	705
Brent A. Bayne	173	42	147	161	190	498	624
Brian A. Stones	176	39	202	235	185	622	739
			====	====	====	====	====
Scratch Total			889	936	925	2750	2750
Handicap			243	243	243		729
Total			1132	1179	1168	2750	3479
Team Points Won			0.0	5.0	5.0	15.0	15.0
Match Points Won			3.0	4.0	2.0	12.0	12.0
Total Points Won			3.0	9.0	7.0	27.0	27.0

Lane 10 1 - Belschners Week 10 11/12/2020

Name	Old Avg	Old HDCP	-1-	-2-	-3-	Total	HDCP Total
Scott G. Frauen	126	89	138	146	204	488	755
Jerry L. Fisher	132	83	116	122	96	334	583
Mike Haws	142	73	163	146	123	432	651
Dirk C. Yonkers	165	50	233	134	188	555	705
Mark A. Yonkers	181	34	192	201	212	605	707
			====	====	====	====	====
Scratch Total			842	749	823	2414	2414
Handicap			329	329	329		987
Total			1171	1078	1152	2414	3401
Team Points Won			5.0	0.0	0.0	5.0	5.0
Match Points Won			2.0	1.0	3.0	8.0	8.0
Total Points Won			7.0	1.0	3.0	13.0	13.0

Lane 11 12 - Impact Bowlers Week 10 11/12/2020

Name	Old Avg	Old HDCP	-1-	-2-	-3-	Total	HDCP Total
Kevin M. Lawn	152	63	183	153	125	461	650
Eric R. Zikmund	174	41	191	170	209	570	693
Greg Fuestman	167	48	134	185	164	483	627
Randal W. Spangler	164	51	191	192	145	528	681
Doug Houtz	174	41	169	212	170	551	674
			====	====	====	====	====
Scratch Total			868	912	813	2593	2593
Handicap			244	244	244		732
Total			1112	1156	1057	2593	3325
Team Points Won			5.0	5.0	0.0	15.0	15.0
Match Points Won			4.0	4.0	1.0	13.0	13.0
Total Points Won			9.0	9.0	1.0	28.0	28.0

Lane 12 6 - O'Brien-Straatmann-Redinger Week 10 11/12/2020

Name	Old Avg	Old HDCP	-1-	-2-	-3-	Total	HDCP Total
Ariel H. Weber	110	105	81	81	99	261	576
Chris L. Stapleton	161	54	157	173	155	485	647
Sean A. McBride	142	73	144	151	158	453	672
Bob Cherry	133	82	113	154	143	410	656
Ivan K. Bombeck	133	82	126	144	133	403	649
			====	====	====	====	====
Scratch Total			621	703	688	2012	2012
Handicap			396	396	396		1188
Total			1017	1099	1084	2012	3200
Team Points Won			0.0	0.0	5.0	5.0	5.0
Match Points Won			1.0	1.0	4.0	7.0	7.0
Total Points Won			1.0	1.0	9.0	12.0	12.0

Lane 13 10 - Bone Yard Week 10 11/12/2020

Name	Old Avg	Old HDCP	-1-	-2-	-3-	Total	HDCP Total
Mike Brown	171	44	161	199	194	554	686
Bill Kirkland	bk144	71	147	167	145	459	672
Craig A. Schutt	155	60	157	163	129	449	629
Matt Kearney	154	61	185	148	189	522	705
Greg A. Pettit	182	33	203	174	173	550	649
			====	====	====	====	====
Scratch Total			853	851	830	2534	2534
Handicap			269	269	269		807
Total			1122	1120	1099	2534	3341
Team Points Won			5.0	0.0	5.0	15.0	15.0
Match Points Won			4.0	2.0	3.0	12.0	12.0
Total Points Won			9.0	2.0	8.0	27.0	27.0

Lane 14 7 - Graham Transportation Week 10 11/12/2020

Name	Old Avg	Old HDCP	-1-	-2-	-3-	Total	HDCP Total
Steve Graham	136	79	112	132	179	423	660
TC Callahan	134	81	135	182	120	437	680
Dustin W. Graham	205	10	231	254	223	708	738
Vincent T. Mulroney	160	55	150	169	158	477	642
Gordon E. Thiessen	203	12	176	191	178	545	581
			====	====	====	====	====
Scratch Total			804	928	858	2590	2590
Handicap			237	237	237		711
Total			1041	1165	1095	2590	3301
Team Points Won			0.0	5.0	0.0	5.0	5.0
Match Points Won			1.0	3.0	2.0	8.0	8.0
Total Points Won			1.0	8.0	2.0	13.0	13.0

Service 2020-21

Lane 15 5 - Pat's Plumbing Service Week 10 11/12/2020

Name	Old Avg	Old HDCP	-1-	-2-	-3-	Total	HDCP Total
Tab A. Eastberg	175	40	158	177	158	493	613
Jeff Sulzle	139	76	198	134	168	500	728
Josh A. Garrelts	167	48	181	170	238	589	733
Pat Garrelts	176	39	204	179	223	606	723
Todd L. Cline	180	35	191	189	244	624	729
			=====	=====	=====	=====	=====
Scratch Total			932	849	1031	2812	2812
Handicap			238	238	238		714
Total			1170	1087	1269	2812	3526
Team Points Won			5.0	0.0	5.0	15.0	15.0
Match Points Won			3.0	2.0	4.0	13.0	13.0
Total Points Won			8.0	2.0	9.0	28.0	28.0

Lane 17 9 - Coors Light/Turner's Body Sho Week 10 11/12/2020

Name	Old Avg	Old HDCP	-1-	-2-	-3-	Total	HDCP Total
Kirk E. Kossman	144	71	197	158	133	488	701
Larry L. Harrington	175	40	173	203	182	558	678
Bobby Turner Jr	166	49	211	203	190	604	751
Jeremy D. Sklenar	191	24	205	203	146	554	626
Eric L. Behrendt	193	22	235	203	165	603	669
			=====	=====	=====	=====	=====
Scratch Total			1021	970	816	2807	2807
Handicap			206	206	206		618
Total			1227	1176	1022	2807	3425
Team Points Won			5.0	5.0	0.0	15.0	15.0
Match Points Won			5.0	5.0	2.0	16.0	16.0
Total Points Won			10.0	10.0	2.0	31.0	31.0

Lane 19 2 - Lucky Duck Week 10 11/12/2020

Name	Old Avg	Old HDCP	-1-	-2-	-3-	Total	HDCP Total
Darrin W. Karsten	173	42	139	163	163	465	591
Larry K. Giddings	163	52	196	193	152	541	697
Kelly R. McFadden	171	44	189	194	179	562	694
Jerred J. Johnson	199	16	182	150	191	523	571
Todd M. Mathews	203	12	161	198	191	550	586
			=====	=====	=====	=====	=====
Scratch Total			867	898	876	2641	2641
Handicap			166	166	166		498
Total			1033	1064	1042	2641	3139
Team Points Won			0.0	0.0	0.0	0.0	0.0
Match Points Won			1.0	2.0	2.0	7.0	7.0
Total Points Won			1.0	2.0	2.0	7.0	7.0

Lane 16 11 - Britney Spares Week 10 11/12/2020

Name	Old Avg	Old HDCP	-1-	-2-	-3-	Total	HDCP Total
Michael J. Nowak	176	39	170	181	177	528	645
Randy Lofquist	110	105	a95	a95	a95	285	600
Michael C. Gruber	148	67	150	155	192	497	698
Devon L. Smith	165	50	172	164	170	506	656
Bryan A. Schirmer	200	15	234	238	203	675	720
			=====	=====	=====	=====	=====
Scratch Total			821	833	837	2491	2491
Handicap			276	276	276		828
Total			1097	1109	1113	2491	3319
Team Points Won			0.0	5.0	0.0	5.0	5.0
Match Points Won			2.0	3.0	1.0	7.0	7.0
Total Points Won			2.0	8.0	1.0	12.0	12.0

Lane 18 4 - Big Apple Week 10 11/12/2020

Name	Old Avg	Old HDCP	-1-	-2-	-3-	Total	HDCP Total
Dalton L. Hollander	167	48	189	175	148	512	656
Michael G. Marcellus	167	48	147	171	204	522	666
Bryan L. Hodges	bk158	57	164	171	150	485	656
Anthony C. Eigenberg	163	52	153	158	122	433	589
Carter R. Hollis	196	19	218	204	211	633	690
			=====	=====	=====	=====	=====
Scratch Total			871	879	835	2585	2585
Handicap			224	224	224		672
Total			1095	1103	1059	2585	3257
Team Points Won			0.0	0.0	5.0	5.0	5.0
Match Points Won			0.0	0.0	3.0	4.0	4.0
Total Points Won			0.0	0.0	8.0	9.0	9.0

Lane 20 13 - Sentinels Week 10 11/12/2020

Name	Old Avg	Old HDCP	-1-	-2-	-3-	Total	HDCP Total
Trenton J. Temme	136	79	165	166	89	420	657
Brian A. Stockman	116	99	110	114	126	350	647
Stephan L. Johnston	120	95	152	108	125	385	670
Aries W. Journey	152	63	165	180	183	528	717
Jason K. Schievelbein	144	71	178	157	167	502	715
			=====	=====	=====	=====	=====
Scratch Total			770	725	690	2185	2185
Handicap			407	407	407		1221
Total			1177	1132	1097	2185	3406
Team Points Won			5.0	5.0	5.0	20.0	20.0
Match Points Won			4.0	3.0	3.0	13.0	13.0
Total Points Won			9.0	8.0	8.0	33.0	33.0

Service 2020-21

Thursday 6:30 pm

Big Apple Fun Center

Match Points Won (This Week) -- Week 10

Lane 7 8 - Northgate Veterinary Clinic

Name	Last Wk Won	Last Wk Lost	HDCP -1-	HDCP -2-	HDCP -3-	HDCP Total
Dick Rich	1.5	2.5	223	204	204	631
Bruce A. Hatcher	4.0		233	265	191	689
Johnny L. Nikkila	1.0	3.0	238	226	165	629
Ivan D. Stones	2.0	2.0	176	201	242	619
Kenny Stryker	1.0	3.0	198	208	219	625

Lane 8 14 - Detail Beyond

Name	Last Wk Won	Last Wk Lost	HDCP -1-	HDCP -2-	HDCP -3-	HDCP Total
Gary Guettrauze	2.5	1.5	228	202	204	634
Jason D. McCaslin		4.0	208	193	181	582
Matt Spotanski	3.0	1.0	198	245	188	631
Richard L. Lopez	2.0	2.0	255	184	223	662
Chris Lopez	3.0	1.0	240	226	185	651

Lane 9 3 - Walter's Electric

Name	Last Wk Won	Last Wk Lost	HDCP -1-	HDCP -2-	HDCP -3-	HDCP Total
Andrew J. Becker	1.0	3.0	212	254	250	716
Randall E. Purdy	4.0		214	238	243	695
Kevin J. Schroeder	3.0	1.0	276	210	219	705
Brent A. Bayne	1.0	3.0	189	203	232	624
Brian A. Stones	3.0	1.0	241	274	224	739

Lane 10 1 - Belschners

Name	Last Wk Won	Last Wk Lost	HDCP -1-	HDCP -2-	HDCP -3-	HDCP Total
Scott G. Frauen	3.0	1.0	227	235	293	755
Jerry L. Fisher		4.0	199	205	179	583
Mike Haws	1.0	3.0	236	219	196	651
Dirk C. Yonkers	3.0	1.0	283	184	238	705
Mark A. Yonkers	1.0	3.0	226	235	246	707

Lane 11 12 - Impact Bowlers

Name	Last Wk Won	Last Wk Lost	HDCP -1-	HDCP -2-	HDCP -3-	HDCP Total
Kevin M. Lawn	3.0	1.0	246	216	188	650
Eric R. Zikmund	3.0	1.0	232	211	250	693
Greg Fuestman	1.0	3.0	182	233	212	627
Randal W. Spangler	3.0	1.0	242	243	196	681
Doug Houtz	3.0	1.0	210	253	211	674

Lane 12 6 - O'Brien-Stratmann-Redinger

Name	Last Wk Won	Last Wk Lost	HDCP -1-	HDCP -2-	HDCP -3-	HDCP Total
Ariel H. Weber	1.0	3.0	186	186	204	576
Chris L. Stapleton	1.0	3.0	211	227	209	647
Sean A. McBride	3.0	1.0	217	224	231	672
Bob Cherry	1.0	3.0	195	236	225	656
Ivan K. Bombeck	1.0	3.0	208	226	215	649

Lane 13 10 - Bone Yard

Name	Last Wk Won	Last Wk Lost	HDCP -1-	HDCP -2-	HDCP -3-	HDCP Total
Mike Brown	3.0	1.0	205	243	238	686
Bill Kirkland	2.0	2.0	218	238	216	672
Craig A. Schutt		4.0	217	223	189	629
Matt Kearney	3.0	1.0	246	209	250	705
Greg A. Pettit	4.0		236	207	206	649

Lane 14 7 - Graham Transportation

Name	Last Wk Won	Last Wk Lost	HDCP -1-	HDCP -2-	HDCP -3-	HDCP Total
Steve Graham	1.0	3.0	191	211	258	660
TC Callahan	2.0	2.0	216	263	201	680
Dustin W. Graham	4.0		241	264	233	738
Vincent T. Mulroney	1.0	3.0	205	224	213	642
Gordon E. Thiessen		4.0	188	203	190	581

Lane 15 5 - Pat's Plumbing Service

Name	Last Wk Won	Last Wk Lost	HDCP -1-	HDCP -2-	HDCP -3-	HDCP Total
Tab A. Eastberg		4.0	198	217	198	613
Jeff Sulzle	4.0		274	210	244	728
Josh A. Garrelts	3.0	1.0	229	218	286	733
Pat Garrelts	4.0		243	218	262	723
Todd L. Cline	2.0	2.0	226	224	279	729

Lane 16 11 - Britney Spares

Name	Last Wk Won	Last Wk Lost	HDCP -1-	HDCP -2-	HDCP -3-	HDCP Total
Michael J. Nowak	4.0		209	220	216	645
Randy Lofquist		4.0	a200	a200	a200	600
Michael C. Gruber	1.0	3.0	217	222	259	698
Devon L. Smith		4.0	222	214	220	656
Bryan A. Schirmer	2.0	2.0	249	253	218	720

Lane 17 9 - Coors Light/Turner's Body Sho

Name	Last Wk Won	Last Wk Lost	HDCP -1-	HDCP -2-	HDCP -3-	HDCP Total
Kirk E. Kossman	4.0		268	229	204	701
Larry L. Harrington	3.0	1.0	213	243	222	678
Bobby Turner Jr	4.0		260	252	239	751
Jeremy D. Sklenar	3.0	1.0	229	227	170	626
Eric L. Behrendt	2.0	2.0	257	225	187	669

Lane 18 4 - Big Apple

Name	Last Wk Won	Last Wk Lost	HDCP -1-	HDCP -2-	HDCP -3-	HDCP Total
Dalton L. Hollander		4.0	237	223	196	656
Michael G. Marcellus	1.0	3.0	195	219	252	666
Bryan L. Hodges		4.0	221	228	207	656
Anthony C. Eigenberg	1.0	3.0	205	210	174	589
Carter R. Hollis	2.0	2.0	237	223	230	690

Service 2020-21

Lane 19 2 - Lucky Duck

<u>Name</u>	<u>Last Wk Won</u>	<u>Last Wk Lost</u>	<u>HDCP -1-</u>	<u>HDCP -2-</u>	<u>HDCP -3-</u>	<u>HDCP Total</u>
Darrin W. Karsten	1.0	3.0	181	205	205	591
Larry K. Giddings	3.0	1.0	248	245	204	697
Kelly R. McFadden	3.0	1.0	233	238	223	694
Jerred J. Johnson		4.0	198	166	207	571
Todd M. Mathews		4.0	173	210	203	586

Lane 20 13 - Sentinels

<u>Name</u>	<u>Last Wk Won</u>	<u>Last Wk Lost</u>	<u>HDCP -1-</u>	<u>HDCP -2-</u>	<u>HDCP -3-</u>	<u>HDCP Total</u>
Trenton J. Temme	3.0	1.0	244	245	168	657
Brian A. Stockman	1.0	3.0	209	213	225	647
Stephan L. Johnston	1.0	3.0	247	203	220	670
Aries W. Journey	4.0		228	243	246	717
Jason K. Schievelbein	4.0		249	228	238	715

Service 2020-21

Thursday 6:30 pm

Big Apple Fun Center

Match Points Won (Total for Year)

Name	Avg	Gms	Points		%Won	Name	Avg	Gms	Points		%Won
			Won	Lost					Won	Lost	
Ivan D. Stones	166	27	29.0	11.0	72.50%	Tom McLeod	175	21	14.0	14.0	50.00%
Doug Houtz	175	30	27.0	13.0	67.50%	Chuck M. Brisbin	197	21	14.0	14.0	50.00%
Carter R. Hollis	197	30	26.0	14.0	65.00%	Sean A. McBride	143	18	14.0	10.0	58.33%
Dirk C. Yonkers	167	30	25.0	15.0	62.50%	Jason D. McCaslin	126	30	14.0	26.0	35.00%
Dick Rich	147	27	25.0	15.0	62.50%	Kirk E. Kossman	147	18	13.0	11.0	54.17%
Bruce A. Hatcher	194	27	24.5	15.5	61.25%	Michael G. Marcellus	168	30	13.0	27.0	32.50%
Brent A. Bayne	172	30	24.5	15.5	61.25%	Tyler J. White	146	15	13.0	7.0	65.00%
Greg A. Pettit	182	30	24.0	16.0	60.00%	Bryan A. Schirmer	203	24	12.5	19.5	39.06%
Josh A. Garrelts	170	30	23.5	16.5	58.75%	Jeremy D. Smith	98	18	12.0	12.0	50.00%
Larry L. Harrington	176	30	23.0	17.0	57.50%	Nick J. Stockton	153	15	12.0	8.0	60.00%
Chris Lopez	148	30	22.5	17.5	56.25%	Kevin M. Lawn	152	18	12.0	12.0	50.00%
Kevin J. Schroeder	175	27	22.0	14.0	61.11%	Jared J. Samuelson	182	21	11.5	16.5	41.07%
Matt Kearney	157	27	22.0	14.0	61.11%	Jason O. Pedersen	166	24	11.5	20.5	35.94%
Randy Lofquist	110	24	22.0	14.0	61.11%	Eric L. Behrendt	194	15	11.0	9.0	55.00%
Johnny L. Nikkila	161	27	21.5	18.5	53.75%	Andrew J. Becker	158	18	11.0	17.0	39.29%
Jason T. White	198	27	21.0	15.0	58.33%	Jeff Rodriguez	138	15	10.5	9.5	52.50%
Ariel H. Weber	108	30	21.0	19.0	52.50%	EJ Jackson	141	9	9.0	3.0	75.00%
Jeff Sulzle	142	27	20.5	15.5	56.94%	Mike Haws	142	18	9.0	15.0	37.50%
Todd L. Cline	183	30	20.0	20.0	50.00%	Trenton J. Temme	137	15	9.0	15.0	37.50%
Brian A. Stones	179	27	20.0	16.0	55.56%	Devon L. Smith	165	24	9.0	23.0	28.13%
Dustin W. Graham	208	30	20.0	20.0	50.00%	Nick Borgman	202	21	9.0	19.0	32.14%
Bobby Turner Jr	170	27	20.0	16.0	55.56%	Gary D. Hatcher	174	15	8.0	12.0	40.00%
Greg Fuestman	166	30	19.5	20.5	48.75%	Jerred J. Johnson	194	15	8.0	12.0	40.00%
Stephan L. Johnston	121	27	19.5	16.5	54.17%	Jason A. Kennedy	154	12	7.5	8.5	46.88%
Vincent T. Mulroney	159	30	19.5	20.5	48.75%	Joey Henke	114	6	7.0	1.0	87.50%
Pat Garrelts	178	30	19.0	21.0	47.50%	Jamie D. McCoy	141	12	6.0	14.0	30.00%
Aries W. Journey	154	30	19.0	21.0	47.50%	Andrew J. Kennedy	122	12	6.0	10.0	37.50%
Mike J. Johnson	176	24	19.0	17.0	52.78%	Randy J. Bauer	187	12	5.5	10.5	34.38%
Richard L. Lopez	152	27	19.0	17.0	52.78%	Adam C. Bayne	163	12	5.5	10.5	34.38%
Randall E. Purdy	158	27	18.5	17.5	51.39%	Jeff A. Fruhling	bk179	6	5.0	3.0	62.50%
Matt Spotanski	127	21	18.5	9.5	66.07%	Anthony C. Eigenberg	157	9	5.0	7.0	41.67%
Ivan K. Bombeck	133	30	18.0	22.0	45.00%	Todd M. Mathews	198	12	4.0	12.0	25.00%
Jason K. Schievelbein	147	21	18.0	10.0	64.29%	Scott A. Orcutt	bk181	3	4.0		100.00%
Dalton L. Hollander	167	30	18.0	22.0	45.00%	Craig A. Schutt	154	12	4.0	12.0	25.00%
Chris L. Stapleton	161	24	18.0	18.0	50.00%	Michael J. Nowak	176	3	4.0		100.00%
Michael C. Gruber	150	27	17.5	18.5	48.61%	Gary Guetrauze	111	9	3.5	8.5	29.17%
Randal W. Spangler	165	27	17.0	19.0	47.22%	Bill Kirkland	bk144	6	3.0	5.0	37.50%
Bob Cherry	133	24	17.0	15.0	53.13%	John L. Krotz	bk178	3	3.0	1.0	75.00%
Jeremy D. Sklenar	190	27	17.0	19.0	47.22%	Jason S. Feddersen	174	12	3.0	13.0	18.75%
Mike Brown	173	27	17.0	19.0	47.22%	Kelly R. McFadden	175	12	3.0	13.0	18.75%
Mark A. Yonkers	183	27	16.5	19.5	45.83%	Doug Giles	bk168	3	3.0	1.0	75.00%
Kenny Stryker	165	21	16.5	15.5	51.56%	Bryan L. Hodges	bk158	6	3.0	5.0	37.50%
Eric R. Zikmund	176	27	16.5	19.5	45.83%	Danny Jeffryes	bk170	3	2.0	2.0	50.00%
Brian A. Stockman	116	30	16.5	23.5	41.25%	Steve Graham	138	6	2.0	6.0	25.00%
Spencer L. Kuhl	132	18	16.5	7.5	68.75%	Nick Kidd	bk187	6	2.0	6.0	25.00%
Darrin W. Karsten	171	27	16.0	20.0	44.44%	Jarod D. Zikmund	172	3	2.0	2.0	50.00%
TC Callahan	135	27	16.0	20.0	44.44%	Conan R. Gifford	133	3	2.0	2.0	50.00%
Jerry L. Fisher	129	21	16.0	12.0	57.14%	Chris Stepp	146	3	2.0	2.0	50.00%
Tab A. Eastberg	174	30	16.0	24.0	40.00%	Brent E. Hollis	bk162	6	1.0	7.0	12.50%
Gordon E. Thiessen	201	24	15.0	17.0	46.88%	Justin R. Swanek	bk201	3	1.0	3.0	25.00%
Jeff Mauler	148	24	15.0	17.0	46.88%	Bob Stevens	bk161	3		4.0	0.00%
Scott G. Frauen	131	21	15.0	13.0	53.57%	James M. Crown	bk144	3		4.0	0.00%
Larry K. Giddings	165	21	14.5	13.5	51.79%						

Service 2020-21

Thursday 6:30 pm

Big Apple Fun Center

Change in Average

Name	----Old----		Old Avg	---Average Change---			Total	New - Old ---> +/-			Weekly Over Avg Series Avg +/-
	Pins	Games		-1-	-2-	-3-		New	Old	---> +/-	
Randy J. Bauer	2246	12	187				0	187.17	- 187.17	= 0.00	
Adam C. Bayne	1961	12	163				0	163.42	- 163.42	= 0.00	
Brent A. Bayne	4676	27	173	147	161	190	498	172.47	- 173.19	= -0.72	498 - 519=-21
Andrew J. Becker	2324	15	154	151	193	189	533	158.72	- 154.93	= 3.79	533 - 462=71
Eric L. Behrendt	2321	12	193	235	203	165	603	194.93	- 193.42	= 1.52	603 - 579=24
Ivan K. Bombeck	3607	27	133	126	144	133	403	133.67	- 133.59	= 0.07	403 - 399=4
Nick Borgman	4250	21	202				0	202.38	- 202.38	= 0.00	
Chuck M. Brisbin	4144	21	197				0	197.33	- 197.33	= 0.00	
Mike Brown	4117	24	171	161	199	194	554	173.00	- 171.54	= 1.46	554 - 513=41
TC Callahan	3233	24	134	135	182	120	437	135.93	- 134.71	= 1.22	437 - 402=35
Bob Cherry	2802	21	133	113	154	143	410	133.83	- 133.43	= 0.40	410 - 399=11
Todd L. Cline	4869	27	180	191	189	244	624	183.10	- 180.33	= 2.77	624 - 540=84
James M. Crown	374	3	bk144				0	124.67	- 124.67	= 0.00	
Tab A. Eastberg	4750	27	175	158	177	158	493	174.77	- 175.93	= -1.16	493 - 525=-32
Anthony C. Eigenberg	983	6	163	153	158	122	433	157.33	- 163.83	= -6.50	433 - 489=-56
Jason S. Feddersen	2091	12	174				0	174.25	- 174.25	= 0.00	
Jerry L. Fisher	2393	18	132	116	122	96	334	129.86	- 132.94	= -3.09	334 - 396=-62
Cody L. Foster	0	0	0				0	- 0.00	= 0.00		
Scott G. Frauen	2272	18	126	138	146	204	488	131.43	- 126.22	= 5.21	488 - 378=110
Jeff A. Fruhling	1103	6	bk179				0	183.83	- 183.83	= 0.00	
Greg Fuestman	4518	27	167	134	185	164	483	166.70	- 167.33	= -0.63	483 - 501=-18
Josh A. Garrelts	4532	27	167	181	170	238	589	170.70	- 167.85	= 2.85	589 - 501=88
Pat Garrelts	4754	27	176	204	179	223	606	178.67	- 176.07	= 2.59	606 - 528=78
Larry K. Giddings	2939	18	163	196	193	152	541	165.71	- 163.28	= 2.44	541 - 489=52
Conan R. Gifford	399	3	133				0	133.00	- 133.00	= 0.00	
Doug Giles	475	3	bk168				0	158.33	- 158.33	= 0.00	
Dustin W. Graham	5541	27	205	231	254	223	708	208.30	- 205.22	= 3.08	708 - 615=93
Steve Graham	409	3	136	112	132	179	423	138.67	- 136.33	= 2.33	423 - 408=15
Michael C. Gruber	3570	24	148	150	155	192	497	150.63	- 148.75	= 1.88	497 - 444=53
Gary Guetrauze	632	6	bk127	140	114	116	370	111.33	- 105.33	= 6.00	370 - 381=-11
Larry L. Harrington	4733	27	175	173	203	182	558	176.37	- 175.30	= 1.07	558 - 525=33
Bruce A. Hatcher	5250	27	197	215	247	173	635	194.44	- 194.44	= 0.00	635 - 591=44
Gary D. Hatcher	2615	15	174				0	174.33	- 174.33	= 0.00	
Mike Haws	2140	15	142	163	146	123	432	142.89	- 142.67	= 0.22	432 - 426=6
Joey Henke	689	6	114				0	114.83	- 114.83	= 0.00	
Bryan L. Hodges	531	3	bk158	164	171	150	485	169.33	- 177.00	= -7.67	485 - 474=11
Dalton L. Hollander	4515	27	167	189	175	148	512	167.57	- 167.22	= 0.34	512 - 501=11
Brent E. Hollis	829	6	bk162				0	138.17	- 138.17	= 0.00	

Service 2020-21

Name	----Old----		Old					---Average Change---			Weekly Over Avg
	Pins	Games	Avg	-1-	-2-	-3-	Total	New	Old	---> +/-	Series Avg +/-
Carter R. Hollis	5295	27	196	218	204	211	633	197.60	- 196.11	= 1.49	633 - 588=45
Doug Houtz	4708	27	174	169	212	170	551	175.30	- 174.37	= 0.93	551 - 522=29
EJ Jackson	1270	9	141				0	141.11	- 141.11	= 0.00	
Danny Jeffryes	417	3	bk170				0	139.00	- 139.00	= 0.00	
Jerred J. Johnson	2396	12	199	182	150	191	523	194.60	- 199.67	= -5.07	523 - 597=-74
Mike J. Johnson	4229	24	176				0	176.21	- 176.21	= 0.00	
Stephan L. Johnston	2887	24	120	152	108	125	385	121.19	- 120.29	= 0.89	385 - 360=25
Aries W. Journey	4114	27	152	165	180	183	528	154.73	- 152.37	= 2.36	528 - 456=72
Darrin W. Karsten	4171	24	173	139	163	163	465	171.70	- 173.79	= -2.09	465 - 519=-54
Matt Kearney	3718	24	154	185	148	189	522	157.04	- 154.92	= 2.12	522 - 462=60
Andrew J. Kennedy	1473	12	122				0	122.75	- 122.75	= 0.00	
Jason A. Kennedy	1854	12	154				0	154.50	- 154.50	= 0.00	
Nick Kidd	1030	6	bk187				0	171.67	- 171.67	= 0.00	
Bill Kirkland	445	3	bk144	147	167	145	459	150.67	- 148.33	= 2.33	459 - 432=27
Kirk E. Kossman	2160	15	144	197	158	133	488	147.11	- 144.00	= 3.11	488 - 432=56
John L. Krotz	528	3	bk178				0	176.00	- 176.00	= 0.00	
Spencer L. Kuhl	2382	18	132				0	132.33	- 132.33	= 0.00	
Kevin M. Lawn	2284	15	152	183	153	125	461	152.50	- 152.27	= 0.23	461 - 456=5
Randy Lofquist	2654	24	110	a95	a95	a95	285	110.58	- 110.58	= 0.00	
Chris Lopez	4002	27	148	173	159	118	450	148.40	- 148.22	= 0.18	450 - 444=6
Richard L. Lopez	3642	24	151	191	120	159	470	152.30	- 151.75	= 0.55	470 - 453=17
Michael G. Marcellus	4519	27	167	147	171	204	522	168.03	- 167.37	= 0.66	522 - 501=21
Todd M. Mathews	1827	9	203	161	198	191	550	198.08	- 203.00	= -4.92	550 - 609=-59
Jeff Mauler	3555	24	148				0	148.13	- 148.13	= 0.00	
Sean A. McBride	2136	15	142	144	151	158	453	143.83	- 142.40	= 1.43	453 - 426=27
Jason D. McCaslin	3471	27	128	121	106	94	321	126.40	- 128.56	= -2.16	321 - 384=-63
Jamie D. McCoy	1699	12	141				0	141.58	- 141.58	= 0.00	
Kelly R. McFadden	1539	9	171	189	194	179	562	175.08	- 171.00	= 4.08	562 - 513=49
Tom McLeod	3676	21	175				0	175.05	- 175.05	= 0.00	
Vincent T. Mulroney	4322	27	160	150	169	158	477	159.97	- 160.07	= -0.11	477 - 480=-3
Johnny L. Nikkila	4351	27	163	186	174	113	473	161.15	- 161.15	= 0.00	473 - 489=-16
Michael J. Nowak	0	0	176	170	181	177	528	176.00	- 0.00	= 176.00	528 - 528=0
Scott A. Orcutt	559	3	bk181				0	186.33	- 186.33	= 0.00	
Jason O. Pedersen	3990	24	166				0	166.25	- 166.25	= 0.00	
Greg A. Pettit	4929	27	182	203	174	173	550	182.63	- 182.56	= 0.08	550 - 546=4
Randall E. Purdy	3765	24	156	155	179	184	518	158.63	- 156.88	= 1.75	518 - 468=50
Dick Rich	3983	27	150	158	139	139	436	147.52	- 147.52	= 0.00	436 - 450=-14
Jeff Rodriguez	2083	15	138				0	138.87	- 138.87	= 0.00	
Jared J. Samuelson	3827	21	182				0	182.24	- 182.24	= 0.00	
Jason K. Schielvelbein	2597	18	144	178	157	167	502	147.57	- 144.28	= 3.29	502 - 432=70
Bryan A. Schirmer	4209	21	200	234	238	203	675	203.50	- 200.43	= 3.07	675 - 600=75

Service 2020-21

Name	-----Old-----		Old	---Average Change---				Weekly Over Avg	
	Pins	Games	Avg	-1-	-2-	-3-	Total	New - Old ---> +/-	Series Avg +/-
Kevin J. Schroeder	4152	24	173	234	168	177	579	175.22 - 173.00 = 2.22	579 - 519=60
Craig A. Schutt	1402	9	155	157	163	129	449	154.25 - 155.78 = -1.53	449 - 465=-16
Jeremy D. Sklenar	4594	24	191	205	203	146	554	190.67 - 191.42 = -0.75	554 - 573=-19
Devon L. Smith	3465	21	165	172	164	170	506	165.46 - 165.00 = 0.46	506 - 495=11
Jeremy D. Smith	1781	18	98				0	98.94 - 98.94 = 0.00	
Randal W. Spangler	3948	24	164	191	192	145	528	165.78 - 164.50 = 1.28	528 - 492=36
Matt Spotanski	2310	18	128	111	158	101	370	127.62 - 128.33 = -0.71	370 - 384=-14
Chris L. Stapleton	3382	21	161	157	173	155	485	161.13 - 161.05 = 0.08	485 - 483=2
Chris Stepp	438	3	146				0	146.00 - 146.00 = 0.00	
Bob Stevens	412	3	bk161				0	137.33 - 137.33 = 0.00	
Brian A. Stockman	3134	27	116	110	114	126	350	116.13 - 116.07 = 0.06	350 - 348=2
Nick J. Stockton	2304	15	153				0	153.60 - 153.60 = 0.00	
Brian A. Stones	4229	24	176	202	235	185	622	179.67 - 176.21 = 3.46	622 - 528=94
Ivan D. Stones	4504	27	164	125	150	191	466	166.81 - 166.81 = 0.00	466 - 492=-26
Kenny Stryker	3466	21	164	147	157	168	472	165.05 - 165.05 = 0.00	472 - 492=-20
Jeff Sulzle	3344	24	139	198	134	168	500	142.37 - 139.33 = 3.04	500 - 417=83
Justin R. Swanek	585	3	bk201				0	195.00 - 195.00 = 0.00	
Trenton J. Temme	1640	12	136	165	166	89	420	137.33 - 136.67 = 0.67	420 - 408=12
Gordon E. Thiessen	4283	21	203	176	191	178	545	201.17 - 203.95 = -2.79	545 - 609=-64
Bobby Turner Jr	3990	24	166	211	203	190	604	170.15 - 166.25 = 3.90	604 - 498=106
Ariel H. Weber	2983	27	110	81	81	99	261	108.13 - 110.48 = -2.35	261 - 330=-69
Jason T. White	5359	27	198				0	198.48 - 198.48 = 0.00	
Tyler J. White	2196	15	146				0	146.40 - 146.40 = 0.00	
Dirk C. Yonkers	4476	27	165	233	134	188	555	167.70 - 165.78 = 1.92	555 - 495=60
Mark A. Yonkers	4345	24	181	192	201	212	605	183.33 - 181.04 = 2.29	605 - 543=62
Eric R. Zikmund	4184	24	174	191	170	209	570	176.07 - 174.33 = 1.74	570 - 522=48
Jarod D. Zikmund	517	3	172				0	172.33 - 172.33 = 0.00	

Service 2020-21

Thursday 6:30 pm

Big Apple Fun Center

High Average Listing

Name	True Average	Pins	Gms	To Raise Avg +1	To Drop Avg -1
Dustin W. Graham	208.30	6249	30	648	614
Bryan A. Schirmer	203.50	4884	24	624	596
Nick Borgman	202.38	4250	21	622	597
Gordon E. Thiessen	201.17	4828	24	626	598
Jason T. White	198.48	5359	27	611	580
Todd M. Mathews	198.08	2377	12	608	592
Carter R. Hollis	197.60	5928	30	606	572
Chuck M. Brisbin	197.33	4144	21	608	583
Justin R. Swanek	195.00	585	3	591	584
Eric L. Behrendt	194.93	2924	15	586	567
Jerred J. Johnson	194.60	2919	15	591	572
Bruce A. Hatcher	194.44	5250	27	600	569
Jeremy D. Sklenar	190.67	5148	27	582	551
Randy J. Bauer	187.17	2246	12	574	558
Scott A. Orcutt	186.33	559	3	563	556
Jeff A. Fruhling	183.83	1103	6	553	543
Mark A. Yonkers	183.33	4950	27	570	539
Todd L. Cline	183.10	5493	30	579	545
Greg A. Pettit	182.63	5479	30	560	526
Jared J. Samuelson	182.24	3827	21	565	540
Brian A. Stones	179.67	4851	27	549	518
Pat Garrelts	178.67	5360	30	547	513
Larry L. Harrington	176.37	5291	30	550	516
Mike J. Johnson	176.21	4229	24	550	522
Eric R. Zikmund	176.07	4754	27	556	525
John L. Krotz	176.00	528	3	534	527
Michael J. Nowak	176.00	528	3	534	527
Doug Houtz	175.30	5259	30	549	515
Kevin J. Schroeder	175.22	4731	27	549	518
Kelly R. McFadden	175.08	2101	12	539	523
Tom McLeod	175.05	3676	21	548	523
Tab A. Eastberg	174.77	5243	30	532	498
Gary D. Hatcher	174.33	2615	15	535	516
Jason S. Feddersen	174.25	2091	12	534	518
Mike Brown	173.00	4671	27	549	518
Brent A. Bayne	172.47	5174	30	535	501
Jarod D. Zikmund	172.33	517	3	521	514
Darrin W. Karsten	171.70	4636	27	524	493
Nick Kidd	171.67	1030	6	518	508
Josh A. Garrelts	170.70	5121	30	522	488
Bobby Turner Jr	170.15	4594	27	536	505
Bryan L. Hodges	169.33	1016	6	514	504
Michael G. Marcellus	168.03	5041	30	536	502
Dirk C. Yonkers	167.70	5031	30	513	479
Dalton L. Hollander	167.57	5027	30	517	483
Ivan D. Stones	166.81	4504	27	506	475
Greg Fuestman	166.70	5001	30	510	476
Jason O. Pedersen	166.25	3990	24	519	491
Randal W. Spangler	165.78	4476	27	504	473

Service 2020-21

<u>Name</u>	<u>True Average</u>	<u>Pins</u>	<u>Gms</u>	<u>To Raise Avg +1</u>	<u>To Drop Avg -1</u>
Larry K. Giddings	165.71	3480	21	504	479
Devon L. Smith	165.46	3971	24	511	483
Kenny Stryker	165.05	3466	21	518	493
Adam C. Bayne	163.42	1961	12	499	483
Johnny L. Nikkila	161.15	4351	27	509	478
Chris L. Stapleton	161.13	3867	24	507	479
Vincent T. Mulroney	159.97	4799	30	481	447
Andrew J. Becker	158.72	2857	18	482	460
Randall E. Purdy	158.63	4283	27	487	456
Doug Giles	158.33	475	3	479	472
Anthony C. Eigenberg	157.33	1416	9	480	467
Matt Kearney	157.04	4240	27	500	469
Aries W. Journey	154.73	4642	30	473	439
Jason A. Kennedy	154.50	1854	12	471	455
Craig A. Schutt	154.25	1851	12	474	458
Nick J. Stockton	153.60	2304	15	468	449
Kevin M. Lawn	152.50	2745	18	468	446
Richard L. Lopez	152.30	4112	27	478	447
Bill Kirkland	150.67	904	6	455	445
Michael C. Gruber	150.63	4067	27	463	432
Chris Lopez	148.40	4452	30	465	431
Jeff Mauler	148.13	3555	24	468	440
Jason K. Schievelbein	147.57	3099	21	453	428
Dick Rich	147.52	3983	27	457	426
Kirk E. Kossman	147.11	2648	18	460	438
Tyler J. White	146.40	2196	15	450	431
Chris Stepp	146.00	438	3	444	437
Sean A. McBride	143.83	2589	18	435	413
Mike Haws	142.89	2572	18	431	409
Jeff Sulzle	142.37	3844	27	446	415
Jamie D. McCoy	141.58	1699	12	431	415
EJ Jackson	141.11	1270	9	434	421
Danny Jeffryes	139.00	417	3	423	416
Jeff Rodriguez	138.87	2083	15	419	400
Steve Graham	138.67	832	6	419	409
Brent E. Hollis	138.17	829	6	422	412
Trenton J. Temme	137.33	2060	15	424	405
Bob Stevens	137.33	412	3	416	409
TC Callahan	135.93	3670	27	410	379
Bob Cherry	133.83	3212	24	406	378
Ivan K. Bombeck	133.67	4010	30	412	378
Conan R. Gifford	133.00	399	3	405	398
Spencer L. Kuhl	132.33	2382	18	411	389
Scott G. Frauen	131.43	2760	21	408	383
Jerry L. Fisher	129.86	2727	21	393	368
Matt Spotanski	127.62	2680	21	392	367
Jason D. McCaslin	126.40	3792	30	399	365
James M. Crown	124.67	374	3	376	369
Andrew J. Kennedy	122.75	1473	12	372	356
Stephan L. Johnston	121.19	3272	27	388	357
Brian A. Stockman	116.13	3484	30	377	343
Joey Henke	114.83	689	6	346	336

Service 2020-21

<u>Name</u>	<u>True Average</u>	<u>Pins</u>	<u>Gms</u>	<u>To Raise Avg +1</u>	<u>To Drop Avg -1</u>
Gary Guetrauze	111.33	1002	9	342	329
Randy Lofquist	110.58	2654	24	343	315
Ariel H. Weber	108.13	3244	30	353	319
Jeremy D. Smith	98.94	1781	18	298	276

Service 2020-21

Thursday 6:30 pm

Big Apple Fun Center

Lanes 7 - 20

* Bowlers listed must have a minimum of 21 games.

Note: This report includes information through November 12 which is Week 10 of 32

Most Improved Averages

Name	True Average	Most Improved Avg	+/-	Name	True Average	Most Improved Avg	+/-
Pat Garrelts	178.67	170	+8.67	Randy Lofquist	110.58	109	+1.58
Jason D. McCaslin	126.40	118	+8.40	Dick Rich	147.52	146	+1.52
Jeff Sulzle	142.37	134	+8.37	Jerry L. Fisher	129.86	129	+0.86
Todd L. Cline	183.10	176	+7.10	Bob Cherry	133.83	133	+0.83
Bobby Turner Jr	170.15	164	+6.15	Larry K. Giddings	165.71	165	+0.71
Vincent T. Mulrone	159.97	154	+5.97	Darrin W. Karsten	171.70	171	+0.70
Dirk C. Yonkers	167.70	162	+5.70	Greg A. Pettit	182.63	182	+0.63
Dalton L. Hollander	167.57	162	+5.57	Matt Spotanski	127.62	127	+0.62
Chris Lopez	148.40	143	+5.40	Jason K. Schievelbein	147.57	147	+0.57
Richard L. Lopez	152.30	147	+5.30	Jason T. White	198.48	198	+0.48
Matt Kearney	157.04	152	+5.04	Brent A. Bayne	172.47	172	+0.47
Aries W. Journey	154.73	150	+4.73	Devon L. Smith	165.46	165	+0.46
Michael C. Gruber	150.63	146	+4.63	Scott G. Frauen	131.43	131	+0.43
Kevin J. Schroeder	175.22	171	+4.22	Nick Borgman	202.38	202	+0.38
Michael G. Marcellus	168.03	164	+4.03	Larry L. Harrington	176.37	176	+0.37
Josh A. Garrelts	170.70	167	+3.70	Chuck M. Brisbin	197.33	197	+0.33
Bryan A. Schirmer	203.50	200	+3.50	Jared J. Samuelson	182.24	182	+0.24
Bruce A. Hatcher	194.44	191	+3.44	Chris L. Stapleton	161.13	161	+0.13
Johnny L. Nikkila	161.15	158	+3.15	Tom McLeod	175.05	175	+0.05
Eric R. Zikmund	176.07	173	+3.07	Kenny Stryker	165.05	165	+0.05
Ivan D. Stones	166.81	164	+2.81	Mike Brown	173.00	173	0.00
Brian A. Stones	179.67	177	+2.67	Tab A. Eastberg	174.77	175	-0.23
Jeremy D. Sklenar	190.67	188	+2.67	Ivan K. Bombeck	133.67	134	-0.33
Mark A. Yonkers	183.33	181	+2.33	Jason O. Pedersen	166.25	167	-0.75
Doug Houtz	175.30	173	+2.30	Stephan L. Johnston	121.19	122	-0.81
Mike J. Johnson	176.21	174	+2.21	Jeff Mauler	148.13	149	-0.88
Brian A. Stockman	116.13	114	+2.13	Gordon E. Thiessen	201.17	203	-1.83
TC Callahan	135.93	134	+1.93	Greg Fuestman	166.70	169	-2.30
Randal W. Spangler	165.78	164	+1.78	Ariel H. Weber	108.13	111	-2.87
Randall E. Purdy	158.63	157	+1.63	Dustin W. Graham	208.30	212	-3.70
Carter R. Hollis	197.60	196	+1.60				

Service 2020-21

Thursday 6:30 pm

Big Apple Fun Center

Most Pins Over Average

Name	----Old----		Old				---Average Change---				Weekly Over Avg
	Pins	Games	Avg	-1-	-2-	-3-	Total	New - Old	---> +/-	Series Avg +/-	
Scott G. Frauen	2272	18	126	138	146	204	488	131.43	- 126.22	= 5.21	488 - 378=110
Bobby Turner Jr	3990	24	166	211	203	190	604	170.15	- 166.25	= 3.90	604 - 498=106
Brian A. Stones	4229	24	176	202	235	185	622	179.67	- 176.21	= 3.46	622 - 528=94
Dustin W. Graham	5541	27	205	231	254	223	708	208.30	- 205.22	= 3.08	708 - 615=93
Josh A. Garrelts	4532	27	167	181	170	238	589	170.70	- 167.85	= 2.85	589 - 501=88
Todd L. Cline	4869	27	180	191	189	244	624	183.10	- 180.33	= 2.77	624 - 540=84
Jeff Sulzle	3344	24	139	198	134	168	500	142.37	- 139.33	= 3.04	500 - 417=83
Pat Garrelts	4754	27	176	204	179	223	606	178.67	- 176.07	= 2.59	606 - 528=78
Bryan A. Schirmer	4209	21	200	234	238	203	675	203.50	- 200.43	= 3.07	675 - 600=75
Aries W. Journey	4114	27	152	165	180	183	528	154.73	- 152.37	= 2.36	528 - 456=72
Andrew J. Becker	2324	15	154	151	193	189	533	158.72	- 154.93	= 3.79	533 - 462=71
Jason K. Schievelbein	2597	18	144	178	157	167	502	147.57	- 144.28	= 3.29	502 - 432=70
Mark A. Yonkers	4345	24	181	192	201	212	605	183.33	- 181.04	= 2.29	605 - 543=62
Dirk C. Yonkers	4476	27	165	233	134	188	555	167.70	- 165.78	= 1.92	555 - 495=60
Kevin J. Schroeder	4152	24	173	234	168	177	579	175.22	- 173.00	= 2.22	579 - 519=60
Matt Kearney	3718	24	154	185	148	189	522	157.04	- 154.92	= 2.12	522 - 462=60
Kirk E. Kossman	2160	15	144	197	158	133	488	147.11	- 144.00	= 3.11	488 - 432=56
Michael C. Gruber	3570	24	148	150	155	192	497	150.63	- 148.75	= 1.88	497 - 444=53
Larry K. Giddings	2939	18	163	196	193	152	541	165.71	- 163.28	= 2.44	541 - 489=52
Randall E. Purdy	3765	24	156	155	179	184	518	158.63	- 156.88	= 1.75	518 - 468=50
Kelly R. McFadden	1539	9	171	189	194	179	562	175.08	- 171.00	= 4.08	562 - 513=49
Eric R. Zikmund	4184	24	174	191	170	209	570	176.07	- 174.33	= 1.74	570 - 522=48
Carter R. Hollis	5295	27	196	218	204	211	633	197.60	- 196.11	= 1.49	633 - 588=45
Bruce A. Hatcher	5250	27	197	215	247	173	635	194.44	- 194.44	= 0.00	635 - 591=44
Mike Brown	4117	24	171	161	199	194	554	173.00	- 171.54	= 1.46	554 - 513=41
Randal W. Spangler	3948	24	164	191	192	145	528	165.78	- 164.50	= 1.28	528 - 492=36
TC Callahan	3233	24	134	135	182	120	437	135.93	- 134.71	= 1.22	437 - 402=35
Larry L. Harrington	4733	27	175	173	203	182	558	176.37	- 175.30	= 1.07	558 - 525=33
Doug Houtz	4708	27	174	169	212	170	551	175.30	- 174.37	= 0.93	551 - 522=29
Sean A. McBride	2136	15	142	144	151	158	453	143.83	- 142.40	= 1.43	453 - 426=27
Bill Kirkland	445	3	bk144	147	167	145	459	150.67	- 148.33	= 2.33	459 - 432=27
Stephan L. Johnston	2887	24	120	152	108	125	385	121.19	- 120.29	= 0.89	385 - 360=25
Eric L. Behrendt	2321	12	193	235	203	165	603	194.93	- 193.42	= 1.52	603 - 579=24
Michael G. Marcellus	4519	27	167	147	171	204	522	168.03	- 167.37	= 0.66	522 - 501=21
Richard L. Lopez	3642	24	151	191	120	159	470	152.30	- 151.75	= 0.55	470 - 453=17
Steve Graham	409	3	136	112	132	179	423	138.67	- 136.33	= 2.33	423 - 408=15
Trenton J. Temme	1640	12	136	165	166	89	420	137.33	- 136.67	= 0.67	420 - 408=12
Bob Cherry	2802	21	133	113	154	143	410	133.83	- 133.43	= 0.40	410 - 399=11

Service 2020-21

Name	----Old----		Old					---Average Change---			Weekly Over Avg	
	Pins	Games	Avg	-1-	-2-	-3-	Total	New - Old	----> +/-	=	Series Avg +/-	
Dalton L. Hollander	4515	27	167	189	175	148	512	167.57	- 167.22	=	0.34	512 - 501=11
Devon L. Smith	3465	21	165	172	164	170	506	165.46	- 165.00	=	0.46	506 - 495=11
Bryan L. Hodges	531	3	bk158	164	171	150	485	169.33	- 177.00	=	-7.67	485 - 474=11
Mike Haws	2140	15	142	163	146	123	432	142.89	- 142.67	=	0.22	432 - 426=6
Chris Lopez	4002	27	148	173	159	118	450	148.40	- 148.22	=	0.18	450 - 444=6
Kevin M. Lawn	2284	15	152	183	153	125	461	152.50	- 152.27	=	0.23	461 - 456=5
Ivan K. Bombeck	3607	27	133	126	144	133	403	133.67	- 133.59	=	0.07	403 - 399=4
Greg A. Pettit	4929	27	182	203	174	173	550	182.63	- 182.56	=	0.08	550 - 546=4
Brian A. Stockman	3134	27	116	110	114	126	350	116.13	- 116.07	=	0.06	350 - 348=2
Chris L. Stapleton	3382	21	161	157	173	155	485	161.13	- 161.05	=	0.08	485 - 483=2
Michael J. Nowak	0	0	176	170	181	177	528	176.00	- 0.00	=	176.00	528 - 528=0
Vincent T. Mulroney	4322	27	160	150	169	158	477	159.97	- 160.07	=	-0.11	477 - 480=-3
Gary Guetrauze	632	6	bk127	140	114	116	370	111.33	- 105.33	=	6.00	370 - 381=-11
Dick Rich	3983	27	150	158	139	139	436	147.52	- 147.52	=	0.00	436 - 450=-14
Matt Spotanski	2310	18	128	111	158	101	370	127.62	- 128.33	=	-0.71	370 - 384=-14
Johnny L. Nikkila	4351	27	163	186	174	113	473	161.15	- 161.15	=	0.00	473 - 489=-16
Craig A. Schutt	1402	9	155	157	163	129	449	154.25	- 155.78	=	-1.53	449 - 465=-16
Greg Fuestman	4518	27	167	134	185	164	483	166.70	- 167.33	=	-0.63	483 - 501=-18
Jeremy D. Sklenar	4594	24	191	205	203	146	554	190.67	- 191.42	=	-0.75	554 - 573=-19
Kenny Stryker	3466	21	164	147	157	168	472	165.05	- 165.05	=	0.00	472 - 492=-20
Brent A. Bayne	4676	27	173	147	161	190	498	172.47	- 173.19	=	-0.72	498 - 519=-21
Ivan D. Stones	4504	27	164	125	150	191	466	166.81	- 166.81	=	0.00	466 - 492=-26
Tab A. Eastberg	4750	27	175	158	177	158	493	174.77	- 175.93	=	-1.16	493 - 525=-32
Darrin W. Karsten	4171	24	173	139	163	163	465	171.70	- 173.79	=	-2.09	465 - 519=-54
Anthony C. Eigenberg	983	6	163	153	158	122	433	157.33	- 163.83	=	-6.50	433 - 489=-56
Todd M. Mathews	1827	9	203	161	198	191	550	198.08	- 203.00	=	-4.92	550 - 609=-59
Jerry L. Fisher	2393	18	132	116	122	96	334	129.86	- 132.94	=	-3.09	334 - 396=-62
Jason D. McCaslin	3471	27	128	121	106	94	321	126.40	- 128.56	=	-2.16	321 - 384=-63
Gordon E. Thiessen	4283	21	203	176	191	178	545	201.17	- 203.95	=	-2.79	545 - 609=-64
Ariel H. Weber	2983	27	110	81	81	99	261	108.13	- 110.48	=	-2.35	261 - 330=-69
Jerred J. Johnson	2396	12	199	182	150	191	523	194.60	- 199.67	=	-5.07	523 - 597=-74

Service 2020-21

Thursday 6:30 pm

Big Apple Fun Center

Alphabetic League Bowler Contact List

USBC							Bowling		
ID Number	Name	Avg	Gms	Phone	Phone	E-mail	Hand	Sex	
1494-2657	Randy J. Bauer	187	12	(308)750-6212	() - -	randyb_99@hotmail.com	R	M	
1494-2463	Adam C. Bayne	163	12	(308)293-8409	() - -	daddybarnyard@gmail.com	R	M	
1494-2449	Brent A. Bayne	172	30	(308)240-0075	() - -	bbayne83@gmail.com	R	M	
1494-3148	Andrew J. Becker	158	18	(308)240-0256	() - -	a.becker1919@gmail.com	R	M	
6219-144	Eric L. Behrendt	194	15	(308)238-1908	() - -	eb.brushworks@gmail.com	R	M	
1494-38	Ivan K. Bombeck	133	30	(308)237-7689	() - -		L	M	
7914-30070	Nick Borgman	202	21	(402)910-5636	() - -		R	M	
1494-789	Chuck M. Brisbin	197	21	(308)234-4545	(308)440-2265	Huskers300@gmail.com	R	M	
11-463941	Mike Brown	173	27	(308)233-7686	() - -		R	M	
1494-3086	TC Callahan	135	27	(308)233-1311	() - -		R	M	
1494-11	Bob Cherry	133	24	(308)470-1508	() - -		R	M	
1494-315	Todd L. Cline	183	30	(308)293-7645	() - -		R	M	
1513-966	James M. Crown	bk144	3	(308)530-6800	() - -		R	M	
1494-260	Tab A. Eastberg	174	30	(308)293-0559	() - -		R	M	
16-136521	Anthony C. Eigenberg	157	9	(402)460-7323	() - -	eigenbergac@lopers.unk.edu	R	M	
11-389086	Jason S. Feddersen	174	12	(308)627-8211	() - -	jfedmedia@gmail.com	R	M	
1494-72	Jerry L. Fisher	129	21	(308)293-3846	() - -		R	M	
1513-246	Cody L. Foster	0	0	(308)530-9728	(308) - -	cf0320@hotmail.com	R	M	
1494-2367	Scott G. Frauen	131	21	(308)390-5205	() - -	hippishollow@live.msn	R	M	
1494-261	Jeff A. Fruhling	bk179	6	(308)627-7332	() - -	drfruman@hotmail.com	R	M	
1494-949	Greg Fuestman	166	30	(308)224-1500	() - -	gregfuestman@gmail.com	R	M	
7914-36326	Josh A. Garrelts	170	30	(308)627-1953	(308)237-0451	joshg112@frontier.com	L	M	
1494-421	Pat Garrelts	178	30	(308)440-1412	() - -	patsplumbing@frontier.com	R	M	
1494-1258	Larry K. Giddings	165	21	(308)627-3247	(308) - -	lkiddings300@gmail.com	R	M	
1494-3221	Conan R. Gifford	133	3	(308)455-7948	() - -	conan1311@gmail.com	R	M	
1494-1810	Doug Giles	bk168	3	(308)627-5683	() - -	gman245@yahoo.com	R	M	
1494-2616	Dustin W. Graham	208	30	(402)760-2000	() - -		R	M	
8966-5939	Steve Graham	138	6	(402)760-0143	() - -	ainskaw@hotmail.com	L	M	
9726-4249	Michael C. Gruber	150	27	(619)876-6943	(308) - -	michaelcgruber@gmail.com	R	M	
1494-2329	Gary Guetrauze	111	9	(308)233-2009	() - -	guetrauze@gmail.com	R	M	
27580-14	Larry L. Harrington	176	30	(308)236-5902	() - -		R	M	
1486-2240	Bruce A. Hatcher	194	27	(308)627-7379	() - -	brucehatcher@charter.net	R	M	
1494-256	Gary D. Hatcher	174	15	(308)238-3914	() - -	gary.hatcher@charter.net	R	M	
9726-4197	Mike Haws	142	18	(308)233-7692	() - -	michael.haws24@gmail.com	R	M	
9726-4250	Joey Henke	114	6	(308)240-0560	() - -	kingjoe555@hotmail.com	R	M	
1494-2652	Bryan L. Hodges	bk158	6	(308)440-6689	() - -	buffalo_designs@yahoo.com	R	M	
11-388265	Dalton L. Hollander	167	30	(308)627-0055	() - -	dalhollander@gmail.com	R	M	
9726-4115	Brent E. Hollis	bk162	6	(308)627-7532	() - -		R	M	
11-536044	Carter R. Hollis	197	30	(308)293-3437	() - -	onekoolmustang@aol.com	R	M	
1494-649	Doug Houtz	175	30	(308)224-1698	() - -	writetodoug@yahoo.com	R	M	
1494-2230	EJ Jackson	141	9	(308)293-5667	() - -		L	M	
1468-58	Danny Jeffryes	bk170	3	(402)276-2715	() - -	djeffryes52@gmail.com	R	M	
1494-2364	Jerred J. Johnson	194	15	(308)440-1200	(308) - -	jlliv2hunt@hotmail.com	R	M	
1494-3060	Mike J. Johnson	176	24	(308)293-9595	() - -	crazeyer@gmail.com	R	M	
9726-4235	Stephan L. Johnston	121	27	(308)293-4728	() - -	stephanj1616@gmail.com	R	M	
11-750023	Aries W. Journey	154	30	(308)224-9045	() - -	arieswjourney1@gmail.com	R	M	
1494-1613	Darrin W. Karsten	171	27	(308)627-4799	() - -	dwkarsten@aol.com	R	M	
1494-3135	Matt Kearney	157	27	(308)440-5368	(308)325-4320	thomasmatthewkearney@gmail.com	R	M	
9726-4222	Andrew J. Kennedy	122	12	(308)930-0221	() - -	akennedy5445@gmail.com	R	M	
1494-1763	Jason A. Kennedy	154	12	(402)469-5098	() - -		R	M	
1489-496	Nick Kidd	bk187	6	(308)627-6139	() - -	nickkidd79@gmail.com	R	M	
1494-1989	Bill Kirkland	bk144	6	(308)233-4253	() - -	kirklandsiding@charter.net	R	M	
1494-352	Kirk E. Kossman	147	18	(308)440-5461	() - -	goosehunter1226@yahoo.com	R	M	

USBC							Bowling		
ID Number	Name	Avg	Gms	Phone	Phone	E-mail	Hand	Sex	
1494-2625	John L. Krotz	bk178	3	(308)440-9799	()_-__	jlkrotz@yahoo.com	R	M	
9726-4251	Spencer L. Kuhl	132	18	(308)236-5748	(308)_-__	slkuhl@hotmail.com	R	M	
1494-143	Kevin M. Lawn	152	18	(308)293-3968	()_-__		R	M	
9726-4252	Randy Lofquist	110	24	(308)_-__	(308)_-__	dynamicrides@hotmail.com	R	M	
1494-2660	Chris Lopez	148	30	(308)293-4589	()_-__	marriedlopezman_0@hotmail.com	R	M	
1494-252	Richard L. Lopez	152	27	(308)293-3289	(308)237-3804	rlopz51@gmail.com	R	M	
11-520037	Michael G. Marcellus	168	30	(308)830-1967	()_-__	michael.gordon-marcellus@hotmail.com	R	M	
1494-1323	Todd M. Mathews	198	12	(308)293-5684	()_-__		R	M	
1494-2382	Jeff Mauler	148	24	(308)440-7021	()_-__	jeff_mauler@yahoo.com	R	M	
9726-4200	Sean A. McBride	143	18	(308)224-8576	()_-__		R	M	
8793-1511	Jason D. McCaslin	126	30	(308)240-0614	()_-__	bbgmccaslin@gmail.com	R	M	
1494-2996	Jamie D. McCoy	141	12	(308)455-7678	()_-__	mccoyjamie464@gmail.com	R	M	
6219-307	Kelly R. McFadden	175	12	(308)293-7045	()_-__	kelly.mcfadden@yahoo.com	R	M	
1494-2556	Tom McLeod	175	21	(308)440-2091	()_-__	tmcleod221@gmail.com	R	M	
1494-2192	Vincent T. Mulrone	159	30	(308)440-1256	(308)440-2609	vinnie4580@gmail.com	R	M	
1494-182	Johnny L. Nikkila	161	27	(308)440-1331	()_-__	jln.mkn@charter.net	R	M	
18-47737	Michael J. Nowak	176	3	(402)690-4666	(308)_-__	mike132304@yahoo.com	R	M	
1494-2481	Scott A. Orcutt	bk181	3	(308)293-4437	()_-__	scott.a.orcutt@gmail.com	R	M	
8193-35541	Jason O. Pedersen	166	24	(480)216-0233	()_-__	japed97@gmail.com	R	M	
6201-149	Greg A. Pettit	182	30	(308)224-0475	()_-__	gpettit90@gmail.com	R	M	
1494-2728	Randall E. Purdy	158	27	(308)627-5803	()_-__	repurdy@gmail.com	R	M	
1494-268	Dick Rich	147	27	(308)234-3486	()_-__		L	M	
1494-3077	Jeff Rodriguez	138	15	(308)930-7882	()_-__		R	M	
6201-21	Jared J. Samuelson	182	21	(308)233-1018	()_-__	samuelsonjj@gmail.com	R	M	
1494-2713	Jason K. Schievelbein	147	21	(308)224-0117	()_-__	jasonschievelbein@gmail.com	R	M	
1490-329	Bryan A. Schirmer	203	24	(308)520-0388	()_-__		R	M	
1494-2553	Kevin J. Schroeder	175	27	(308)627-5064	()_-__	kschroeder21@hotmail.com	R	M	
1494-3217	Craig A. Schutt	154	12	(308)216-0911	()_-__		R	M	
6219-124	Jeremy D. Sklenar	190	27	(308)627-5735	()_-__	jdsklenar@hotmail.com	R	M	
6201-129	Devon L. Smith	165	24	(308)440-7744	()_-__	devons99@gmail.com	L	M	
9726-4198	Jeremy D. Smith	98	18	(308)293-3083	()_-__	famous.jdave@yahoo.com	R	M	
1494-113	Randal W. Spangler	165	27	(308)293-6648	()_-__	btrspangler@charter.net	R	M	
18-1927	Matt Spotanski	127	21	(308)730-0556	()_-__	spotanskimj@hotmail.com	R	M	
1494-452	Chris L. Stapleton	161	24	(308)293-5587	()_-__		R	M	
8966-4246	Chris Stepp	146	3	(308)391-2619	()_-__	cover.n.paint@gmail.com	R	M	
1494-303	Bob Stevens	bk161	3	(308)440-4005	()_-__	roberthuskers@gmail.com	R	M	
1494-3233	Brian A. Stockman	116	30	(308)293-5943	()_-__	stocky71833@yahoo.com	R	M	
1494-2685	Nick J. Stockton	153	15	(308)760-3835	()_-__	stocky2002@yahoo.com	R	M	
1494-2362	Brian A. Stones	179	27	(308)238-8010	()_-__	stonesb21@hotmail.com	R	M	
1494-6	Ivan D. Stones	166	27	(308)234-4231	(308)440-3258	stonivad@charter.net	R	M	
1494-7	Kenny Stryker	165	21	(308)234-3945	()_-__		R	M	
1494-2997	Jeff Sulzle	142	27	(308)293-4307	(308)233-9465	jssulzl@live.com	R	M	
1489-1082	Justin R. Swane	bk201	3	(402)210-0537	()_-__	biggerj79@yahoo.com	R	M	
11-750022	Trenton J. Temme	137	15	(308)440-7626	()_-__	temmet2004@gmail.com	R	M	
5900-6259	Gordon E. Thiessen	201	24	(402)628-0196	()_-__	gordonthiessen@gmail.com	R	M	
1494-87	Bobby Turner Jr	170	27	(308)440-1799	()_-__	jkrt47@gmail.com	R	M	
9726-4244	Ariel H. Weber	108	30	(763)415-4944	()_-__	rel6789@yahoo.com	R	M	
1486-5074	Jason T. White	198	27	(308)383-4661	()_-__		R	M	
1494-2814	Tyler J. White	146	15	(308)440-3393	()_-__	tylerwhite_21@hotmail.com	R	M	
1494-3143	Dirk C. Yonkers	167	30	(308)293-4147	()_-__	peeb4147@gmail.com	R	M	
1494-1898	Mark A. Yonkers	183	27	(308)440-6006	()_-__		R	M	
1494-2816	Eric R. Zikmund	176	27	(308)293-1744	()_-__	littleswan@aol.com	R	M	
6201-122	Jarod D. Zikmund	172	3	(308)_-__	(308)_-__		R	M	

Service 2020-21

Big Apple Fun Center

This report is for scores bowled November 12 which is Week 10 of 32

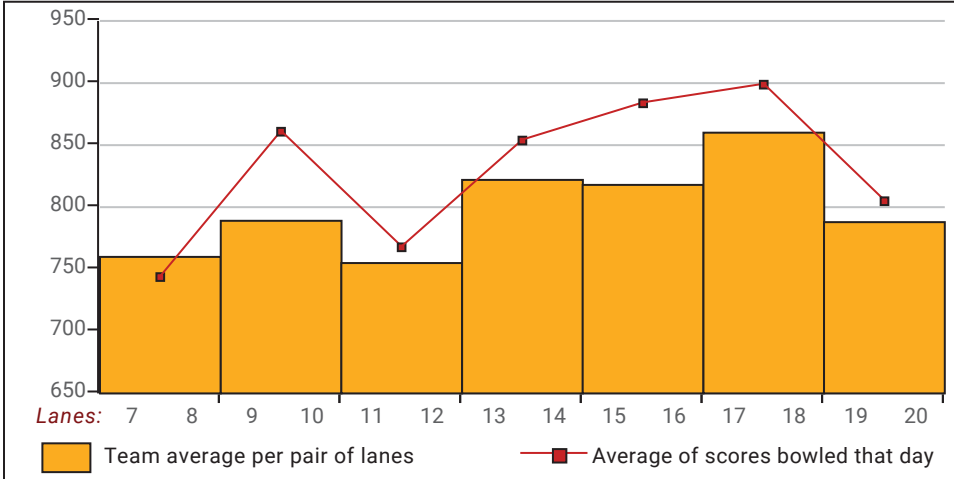
This Week's Statistics: Lefties vs Righties

Unless designated left handed, bowlers are considered right handed.

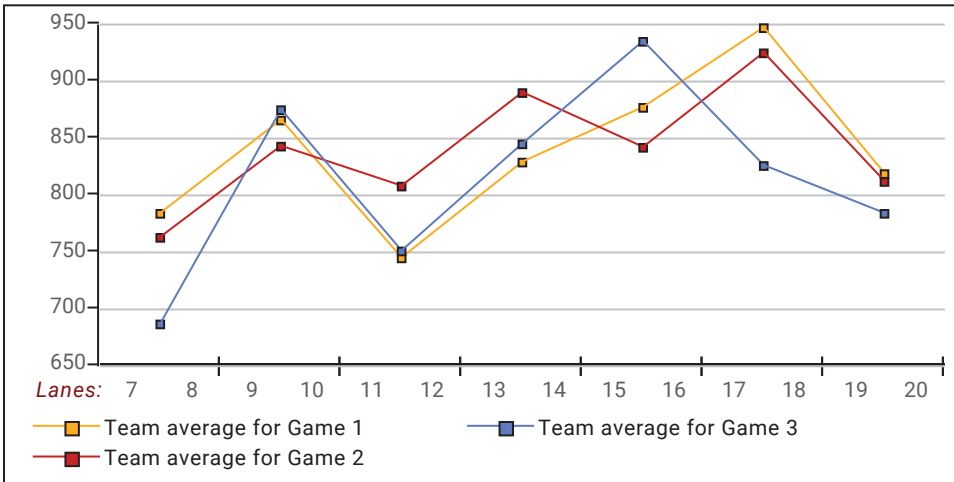
	Over All	Right	Left
How many people bowled	69	64	5
Number of games bowled	207	192	15
Actual average of week's scores	167.11	167.89	157.13
How many games above average	121	113	8
How many games below average	85	79	6
Pins above/below average per game	6.66	6.59	7.53
How many people raised average	47	43	4
by this amount	1.89	1.94	1.43
How many people went down	16	16	--
by this amount	-2.64	-2.64	0.00
League average before bowling	160.86	161.70	150.06
League average after bowling	161.54	162.34	151.20
Change in league average	0.68	0.64	1.14
800s	--	--	--
775s	--	--	--
750s	--	--	--
725s	--	--	--
700s	1	1	--
675s	1	1	--
650s	--	--	--
625s	2	2	--
600s	6	6	--
575s	2	1	1
550s	9	9	--
525s	6	6	--
500s	8	7	1
475s	9	9	--
450s	9	9	--
425s	5	4	1
400s	4	2	2
below 400	7	7	--
300s	--	--	--
275s	--	--	--
250s	1	1	--
225s	10	9	1
200s	22	22	--
175s	52	50	2
150s	65	60	5
125s	32	26	6
100s	19	18	1
below 100	6	6	--

This report is for scores bowled November 12 which is Week 10 of 32

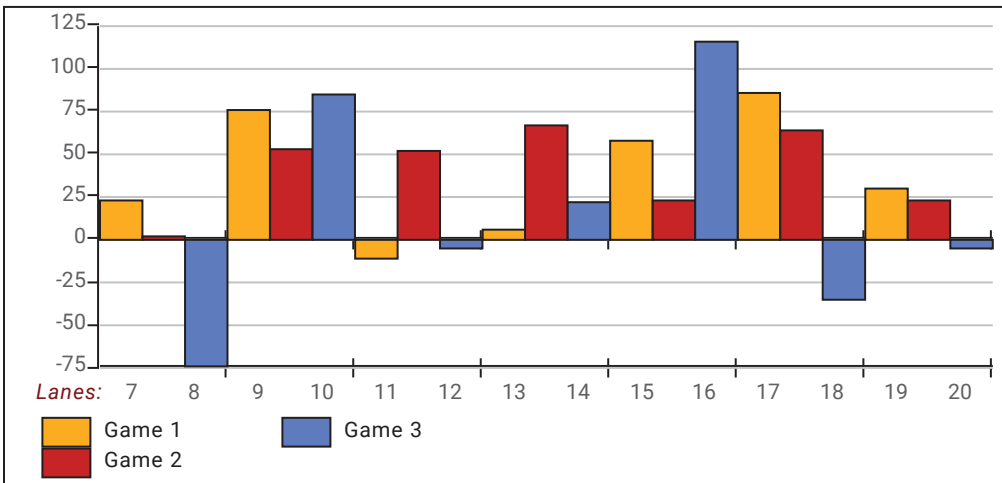
Team Average vs Avg of Scores



Average of Scores for Each Game

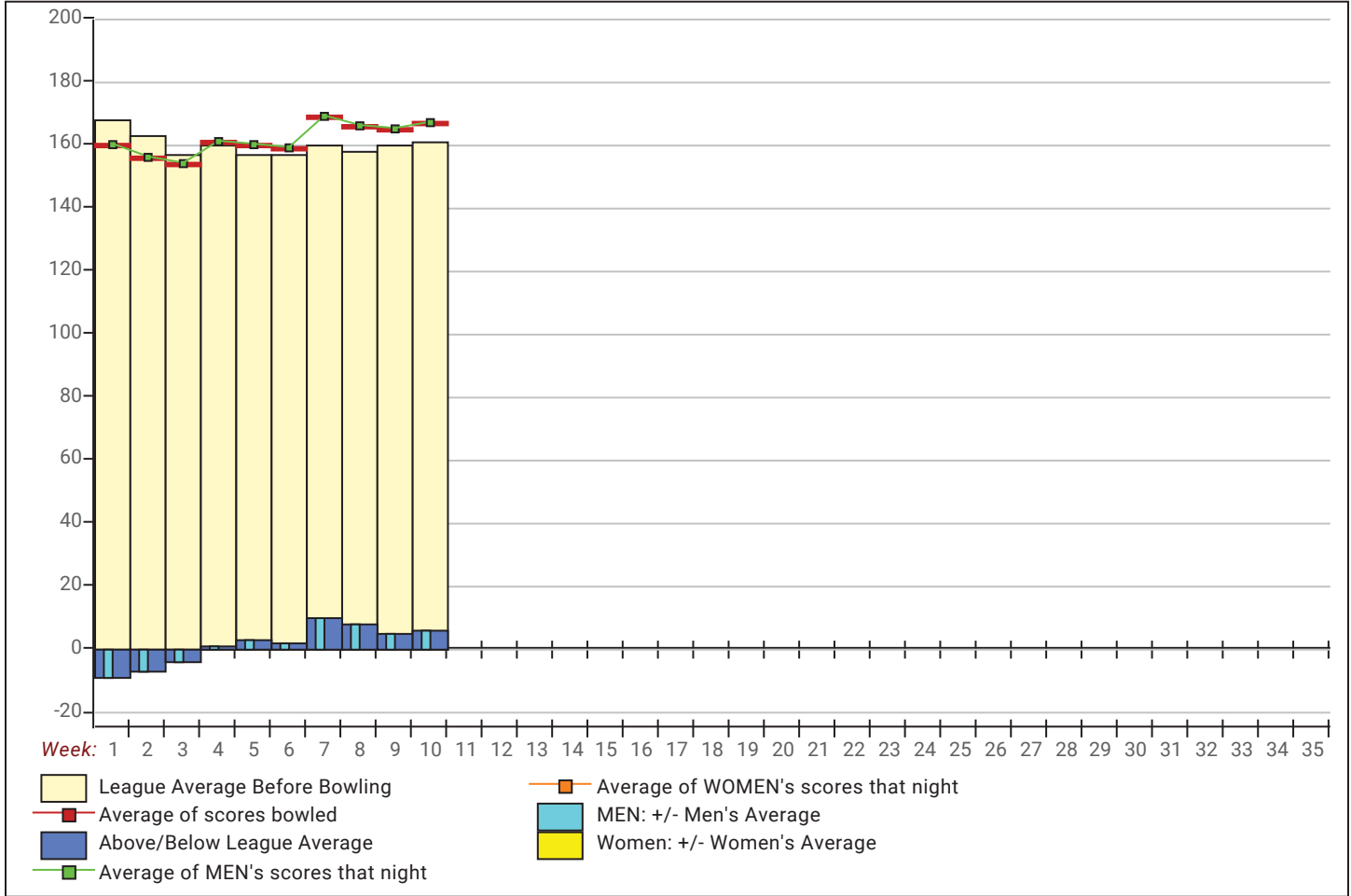


Amount Over/Under Team Average



This report is for scores bowled November 12 which is Week 10 of 32

League Average Week-by-Week



League Average Statistics for Last Week

	League	Right Hand	Left Hand
League Average Before Bowling	160.86	161.70	150.06
Average of scores bowled that night	167.11	167.89	157.13
New League Average After Bowling	161.54	162.34	151.20
Change in League Average	.68	.64	1.14
People Who Bowled Over Average	48	44	4
People Who Bowled Under Average	20	19	1
Average Amount of Series Over Avg	44.15	45.48	29.50
Average Amount of Series Under Avg	-37.00	-38.68	-5.00
Difference Avg, NiteAvg	6.66	6.59	7.53
Number of Bowlers	69	64	5
Number of Games Bowled	207	192	15
People Who Raised Their Average	47	43	4
Raised By an Average of This Amount	1.89	1.94	1.43
People Who Lowered Their Average	16	16	
Lowered By an Average of This Amou	-2.64	-2.64	
Number of Games Bowled Over Avera	121	113	8
Number of Games Bowled Under Avera	85	79	6

Note: Averages are based only on people who bowled.

If you have questions, please contact

Gary Hatcher (308)238-3914 PO Box 594, Gibbon, NE 68840
Send E-mail to: gary.hatcher@charter.net

Note: This report includes information through November 12 which is Week 10 of 32

Awards Earned This Week

Name	USBC ID Number	Award Average	Award Games	G1	G2	G3	Series	Award Score	Award Received
Terrence D. Callahan	1494-3086 USBC	134	24	135	182	120	437	182	175 Game (Local Assoc. Awards)
Todd L. Cline	1494-315 USBC	180	27	191	189	244	624	244	225 Game (Local Assoc. Awards)
Scott G. Frauen	1494-2367 USBC	141	63	138	146	204	488	204	200 Game (Local Assoc. Awards)
Josh A. Garrelts	7914-36326 USBC	167	27	181	170	238	589	238	225 Game (Local Assoc. Awards)
Dustin W. Graham	1494-2616 USBC	205	27	231	254	223	708	708	700 Series (Local Assoc. Awards)
	1494-2616 USBC	205	27	231	254	223	708	254	250 Game (Local Assoc. Awards)
Stephan L. Johnston	9726-4235 USBC	120	24	152	108	125	385	152	150 Game (Local Assoc. Awards)
Kevin J. Schroeder	1494-2553 USBC	173	24	234	168	177	579	234	225 Game (Local Assoc. Awards)
Brian A. Stones	1494-2362 USBC	176	24	202	235	185	622	235	225 Game (Local Assoc. Awards)
Jeffrey S. Sulzle	1494-2997 USBC	139	24	198	134	168	500	500	500 Series (Local Assoc. Awards)
	1494-2997 USBC	139	24	198	134	168	500	198	175 Game (Local Assoc. Awards)
Robert L. Turner Jr	1494-87 USBC	166	24	211	203	190	604	604	600 Series (Local Assoc. Awards)
Dirk C. Yonkers	1494-3143 USBC	165	27	233	134	188	555	233	225 Game (Local Assoc. Awards)

Press Release -- 11/25/2020

11/12/2020 Week 10 of 32

Service 2020-21

Thursday 6:30 pm

Big Apple Fun Center

Lanes 7 - 20

Team Standings

Place	Team Name	Avg p/gm	Points Won	Points Lost	Year-To-Date WON	Y-T-D LOST
1	Northgate Veterinary Clinic	835	243 ½	156 ½	243 ½	156 ½
2	Detail Beyond	694	234 ½	165 ½	234 ½	165 ½
3	Walter's Electric	845	232 ½	167 ½	232 ½	167 ½
4	Impact Bowlers	835	215 ½	184 ½	215 ½	184 ½
5	Belschners	729	212	188	212	188
6	Bone Yard	857	210	190	210	190
7	Pat's Plumbing Service	854	208	192	208	192
8	Coors Light/Turner's Body Sho	864	201 ½	198 ½	201 ½	198 ½
9	O'Brien-Straatmann-Redinger	696	198	202	198	202
10	Graham Transportation	884	194 ½	205 ½	194 ½	205 ½
11	Britney Spares	744	190 ½	209 ½	190 ½	209 ½
12	Sentinels	686	165	235	165	235
13	Big Apple	873	152 ½	247 ½	152 ½	247 ½
14	Lucky Duck	905	142	258	142	258

*** Although not shown, standings are determined by points only for the current part

Last Week's Top Scores

Scratch Game		Scratch Series		Handicap Game		Handicap Series	
254	Dustin Graham	708	Dustin Graham	293	Scott Frauen	755	Scott Frauen
247	Bruce Hatcher	675	Bryan Schirmer	286	Josh Garrelts	751	Bobby Turner Jr
244	Todd Cline	635	Bruce Hatcher	283	Dirk Yonkers	739	Brian Stones
238	Josh Garrelts	633	Carter Hollis	279	Todd Cline	738	Dustin Graham
238	Bryan Schirmer	624	Todd Cline	276	Kevin Schroeder	733	Josh Garrelts
235	Eric Behrendt	622	Brian Stones	274	Brian Stones	729	Todd Cline
235	Brian Stones	606	Pat Garrelts	274	Jeff Sulzle	728	Jeff Sulzle
234	Kevin Schroeder	605	Mark Yonkers	268	Kirk Kossman	723	Pat Garrelts
233	Dirk Yonkers	604	Bobby Turner Jr	265	Bruce Hatcher	720	Bryan Schirmer
223	Pat Garrelts	603	Eric Behrendt	264	Dustin Graham	717	Aries Journey

Service 2020-21

Thursday 6:30 pm

Big Apple Fun Center

Lanes 1 - 14

President: Chuck Brisbin Vice President: Bobby Turner Jr
Secretary/Treasurer: Gary Hatcher

Team Standings

Place	#	Team Name	Points Won	Points Lost	%Won	Pins + HDCP	Scratch Pins	Avg p/gm	Year-To-Date WON	Y-T-D LOST	Y-T-D % WON
1	5	Pat's Plumbing Service	254	146	63.5	66610	53951	899	462	338	57.8
2	3	Walter's Electric	240	160	60.0	66127	52147	869	472½	327½	59.1
3	7	Graham Transportation	229	171	57.3	65375	55460	924	423½	376½	52.9
4	2	Lucky Duck	227½	172½	56.9	65153	56513	941	369½	430½	46.2
5	1	Belschners	218	182	54.5	65812	46409	773	430	370	53.8
6	11	Britney Spares	201½	198½	50.4	66339	47650	794	392	408	49.0
7	9	Coors Light/Turner Body Shop	201	199	50.3	65506	53347	889	402½	397½	50.3
8	12	Impact Bowlers	200½	199½	50.1	64746	50995	864	416	384	52.0
9	8	Northgate Veterinary Clinic	187½	212½	46.9	65723	51643	860	431	369	53.9
10	14	Detail Beyond	184½	215½	46.1	65551	42690	711	419	381	52.4
11	4	Big Apple	183	217	45.8	63598	52932	897	335½	464½	41.9
12	6	O'Brien-Straatmann-Redinger	168	232	42.0	64656	42762	712	366	434	45.8
13	13	Sentinels	160	240	40.0	64634	42132	702	325	475	40.6
14	10	Bone Yard	145½	254½	36.4	64863	52313	871	355½	444½	44.4

Review of Last Week's Bowling.....

Lanes	Team Name	HDCP -1-	HDCP -2-	HDCP -3-	HDCP Total	Last Wk WON	Team Name	HDCP -1-	HDCP -2-	HDCP -3-	HDCP Total	Last Wk WON
1-2	Pat's Plumbing Servic	1121	1087	1176	3384	33	<---> Lucky Duck	1083	1049	978	3110	7
3-4	Belschners	1106	1056	1098	3260	4	<---> Walter's Electric	1224	1148	1167	3539	36
5-6	Graham Transportatio	1182	1171	1005	3358	28½	<---> Coors Light/Turner Bo	1106	1081	1032	3219	11½
7-8	Britney Spares	1183	1114	1110	3407	28½	<---> Detail Beyond	1056	1077	1114	3247	11½
9-10	Big Apple	1068	1089	0	2157	10	<---> Impact Bowlers	1140	1139	0	2279	30
11-12	Northgate Veterinary	1161	1067	1128	3356	25	<---> O'Brien-Straatmann-R	1107	1184	976	3267	15
13-14	Sentinels	1077	1031	1028	3136	9	<---> Bone Yard	986	1217	1228	3431	31

Lane Assignments

	1-2	3-4	5-6	7-8	9-10	11-12	13-14
Wk21 02/18	2-1	3-7	9-4	11-14	8-12	6-13	10-5
Wk22 02/25	2-12	14-3	8-6	10-4	11-1	7-9	5-13
Wk23 03/04	4-7	9-11	1-5	8-3	13-12	6-10	2-14

Last Week's Top Scores

Team Scratch Game	Team Scratch Series	Team Handicap Game	Team Handicap Series
1044 Graham Transportation	2944 Graham Transportation	1228 Bone Yard	3539 Walter's Electric
1037 Bone Yard	2894 Walter's Electric	1224 Walter's Electric	3431 Bone Yard
1009 Walter's Electric	2858 Bone Yard	1184 O'Brien-Straatmann-Reding	3407 Britney Spares
985 Pat's Plumbing Service	2813 Lucky Duck	1183 Britney Spares	3384 Pat's Plumbing Ser
984 Lucky Duck	2811 Pat's Plumbing Service	1182 Graham Transportation	3358 Graham Transport
945 Northgate Veterinary Clinic	2702 Northgate Veterinary Clinic	1176 Pat's Plumbing Service	3356 Northgate Veterina
924 Impact Bowlers	2652 Coors Light/Turner Body S	1161 Northgate Veterinary Clinic	3267 O'Brien-Straatman
923 Britney Spares	2623 Britney Spares	1140 Impact Bowlers	3260 Belschners
917 Coors Light/Turner Body S	2417 Belschners	1114 Detail Beyond	3247 Detail Beyond
915 Big Apple	2184 O'Brien-Straatmann-Reding	1106 Belschners	3219 Coors Light/Turner
825 Belschners	2080 Detail Beyond	1106 Coors Light/Turner Body S	3136 Sentinels
823 O'Brien-Straatmann-Reding	1990 Sentinels	1089 Big Apple	3110 Lucky Duck
725 Detail Beyond		1083 Lucky Duck	
695 Sentinels		1077 Sentinels	

Last Week's Top Scores - Continued

Scratch Game		Scratch Series		Handicap Game		Handicap Series	
266	Chuck Brisbin	718	Devon Smith	300	Devon Smith	833	Devon Smith
263	Devon Smith	691	Gordon Thiessen	300	Ivan Stones	811	Gary Guetrauze
258	Dustin Graham	690	Kevin Schroeder	296	Gary Guetrauze	789	Kevin Schroeder
257	Ivan Stones	669	Dustin Graham	291	Matt Kearney	754	Tab Eastberg
257	Tab Eastberg	661	Tab Eastberg	288	Tab Eastberg	744	Ivan Stones
248	Kevin Schroeder	641	Chuck Brisbin	281	Kevin Schroeder	739	Mike Brown
247	Gordon Thiessen	634	Bryan Schirmer	274	Dave Ash	738	Randall Purdy
245	Bryan Schirmer	632	Nick Borgman	270	Chuck Brisbin	721	Jeff Sulzle
234	Matt Kearney	624	Jeremy Sklenar	270	Donn Loy	720	Donn Loy
227	Todd Mathews	616	Mike Brown	269	Michael Gruber	715	Gordon Thiessen

Season High Scores

Team Scratch Game		Team Scratch Series		Team Handicap Game		Team Handicap Series	
1099	Big Apple	3241	Lucky Duck	1292	Big Apple	3685	Pat's Plumbing Ser
1094	Lucky Duck	3066	Graham Transportation	1289	Pat's Plumbing Service	3601	Lucky Duck
1071	Graham Transportation	3004	Pat's Plumbing Service	1277	Detail Beyond	3589	Britney Spares
1065	Pat's Plumbing Service	2998	Big Apple	1268	Belschners	3582	Walter's Electric
1041	Bone Yard	2950	Coors Light/Turner Body S	1263	Bone Yard	3577	Big Apple
1038	Coors Light/Turner Body S	2894	Walter's Electric	1262	Britney Spares	3544	Coors Light/Turner
1028	Walter's Electric	2875	Impact Bowlers	1247	Sentinels	3542	Belschners
1012	Britney Spares	2858	Bone Yard	1244	Walter's Electric	3524	Detail Beyond
998	Impact Bowlers	2839	Britney Spares	1236	Coors Light/Turner Body S	3523	Impact Bowlers
988	Northgate Veterinary Clinic	2803	Northgate Veterinary Clinic	1226	Graham Transportation	3522	Graham Transport
982	Belschners	2676	Belschners	1220	Northgate Veterinary Clinic	3499	Northgate Veterina
885	Detail Beyond	2353	Sentinels	1214	Lucky Duck	3481	Bone Yard
843	Sentinels	2306	O'Brien-Straatmann-Reding	1214	Impact Bowlers	3412	Sentinels
823	O'Brien-Straatmann-Reding	2291	Detail Beyond	1184	O'Brien-Straatmann-Reding	3411	O'Brien-Straatman

Scratch Game		Scratch Series		Handicap Game		Handicap Series	
287	Gordon Thiessen	771	Carter Hollis	300	Todd Cline	861	Mike Brown
279	Dustin Graham	750	Todd Mathews	300	Bruce Hatcher	842	Carter Hollis
277	Mike Johnson	749	Chuck Brisbin	300	Kirk Kossman	837	Bruce Hatcher
276	Todd Mathews	747	Dustin Graham	300	Trenton Temme	833	Devon Smith
276	Chuck Brisbin	740	Nick Borgman	300	Brian Stones	819	Brian Stones
275	Devon Smith	718	Devon Smith	300	Michael Marcellus	811	Gary Guetrauze
269	Carter Hollis	712	Jared Samuelson	300	Devon Smith	805	Mike Johnson
268	Nick Borgman	701	Gordon Thiessen	300	Chris Lopez	799	Jared Samuelson
267	Bruce Hatcher	699	Bryan Schirmer	300	Mike Johnson	799	Jason McCaslin
265	Scott Orcutt	696	Bruce Hatcher	300	Ivan Stones	797	Randal Spangler
				300	Scott Frauen		
				300	Mike Brown		
				300	Kevin Lawn		

Team Rosters

1 - Belschners

Name	Avg	HDCP	Pins	Gms	Points Won	High Game	High Sers	HDCP Game	HDCP Sers	Most Improved Avg +/-	To Raise Avg +1	To Drop Avg -1	Weekly Over Avg Series Avg +/-
Scott Frauen	142	73	6817	48	32.0	226	541	300	771	131 +11.02	476	424	428 - 423=5
EJ Jackson	140	75	3787	27	20.0	181	500	244	704	137 +3.26	443	412	
Jerry Fisher	138	77	6248	45	32.0	179	470	259	719	129 +9.84	424	375	457 - 411=46
Jeremy Smith	99	116	2084	21	12.0	147	330	273	708	99 +0.24	316	291	
Mike Haws	154	61	6042	39	24.0	203	532	264	751	147 +7.92	468	425	489 - 462=27
Mark Yonkers	185	30	10550	57	33.5	236	605	268	707	181 +4.09	610	549	536 - 555=-19
Dirk Yonkers	177	38	10090	57	42.0	233	616	283	760	162 +15.02	590	529	507 - 531=-24

2 - Lucky Duck

Name	Avg	HDCP	Pins	Gms	Points Won	High Game	High Sers	HDCP Game	HDCP Sers	Most Improved Avg +/-	To Raise Avg +1	To Drop Avg -1	Weekly Over Avg Series Avg +/-
Darrin Karsten	174	41	6820	39	23.0	227	610	275	742	171 +3.87	530	487	
Larry Giddings	168	47	6560	39	24.5	244	588	295	741	165 +3.21	538	495	535 - 501=34
Tom McLeod	176	39	6867	39	26.0	234	586	278	750	175 +1.08	567	524	
Randy Bauer	189	26	6811	36	22.5	238	662	276	763	191 -1.81	599	559	504 - 573=-69
Jerred Johnson	197	18	8883	45	27.5	258	691	281	744	192 +5.40	621	572	559 - 594=-35
Todd Mathews	207	8	5596	27	18.0	276	750	282	792	208 -0.74	644	613	574 - 627=-53
Chuck Brisbin	211	4	10171	48	40.0	276	749	290	791	197 +14.90	641	589	641 - 633=8

3 - Walter's Electric

Name	Avg	HDCP	Pins	Gms	Points	High	High	HDCP	HDCP	Most Improved		To Raise	To Drop	Weekly Over Avg
					Won	Game	Sers	Game	Sers	Avg	+/-	Avg +1	Avg -1	Series Avg +/-
Andrew Becker	162	53	7785	48	27.0	200	545	257	716	162	+0.19	528	476	528 - 483=45
Randall Purdy	162	53	8764	54	35.5	237	575	292	764	157	+5.30	527	469	573 - 480=93
Kevin Schroeder	184	31	10520	57	52.0	262	690	299	789	171	+13.56	580	519	690 - 546=144
Brent Bayne	174	41	10490	60	47.5	225	595	267	736	172	+2.83	535	471	523 - 522=1
Adam Bayne	176	39	4244	24	16.5	233	618	274	771	174	+2.83	535	507	
Brian Stones	184	31	8835	48	38.0	257	662	300	819	177	+7.06	600	548	580 - 549=31

4 - Big Apple

Name	Avg	HDCP	Pins	Gms	Points	High	High	HDCP	HDCP	Most Improved		To Raise	To Drop	Weekly Over Avg
					Won	Game	Sers	Game	Sers	Avg	+/-	Avg +1	Avg -1	Series Avg +/-
Dalton Hollander	169	46	9989	59	36.5	248	559	298	705	162	+7.31	551	488	
Michael Marcellus	171	44	9608	56	32.0	253	595	300	751	164	+7.57	540	480	
Brent Hollis	137	78	1234	9	2.0	159	424	212	583			422	409	
Anthony Eigenberg	167	48	6347	38	24.5	229	623	283	785	166	+1.03	541	499	
Nick Kidd	178	37	1603	9	4.0	215	573	243	657			545	532	
Jared Samuelson	192	23	9044	47	30.5	257	712	286	799	182	+10.43	606	555	
Carter Hollis	203	12	12000	59	42.5	269	771	299	842	196	+7.39	648	585	

5 - Pat's Plumbing Service

Name	Avg	HDCP	Pins	Gms	Points	High	High	HDCP	HDCP	Most Improved		To Raise	To Drop	Weekly Over Avg
					Won	Game	Sers	Game	Sers	Avg	+/-	Avg +1	Avg -1	Series Avg +/-
Scott Orcutt	196	19	3533	18	14.0	265	633	287	720			604	582	
Jerry Schmitz	bk189	26	592	3	3.0	213	592	239	670			596	589	
Todd Cline	191	24	9743	51	37.5	263	653	300	788	176	+15.04	625	570	577 - 570=7
Jeff Sulzle	145	70	6682	46	37.5	204	511	285	754	134	+11.26	472	422	505 - 429=76
Josh Garrelts	183	32	10438	57	47.5	256	641	294	767	167	+16.12	602	541	534 - 549=-15
Tab Eastberg	186	29	11161	60	36.5	257	662	288	785	175	+11.02	620	556	661 - 552=109
Pat Garrelts	184	31	11045	60	41.0	236	611	273	756	170	+14.08	610	546	534 - 552=-18

6 - O'Brien-Stratmann-Redinger

Name	Avg	HDCP	Pins	Gms	Points	High	High	HDCP	HDCP	Most Improved		To Raise	To Drop	Weekly Over Avg
					Won	Game	Sers	Game	Sers	Avg	+/-	Avg +1	Avg -1	Series Avg +/-
Ariel Weber	114	101	6514	57	40.5	172	415	279	739	111	+3.28	386	325	303 - 345=-42
Sean McBride	142	73	4273	30	20.0	187	496	261	721	144	-1.57	446	412	405 - 429=-24
Chris Stapleton	162	53	8298	51	35.0	205	536	258	704	161	+1.71	504	449	519 - 486=33
Bob Cherry	141	74	7639	54	38.0	209	531	287	765	133	+8.46	455	397	460 - 420=40
Ivan Bombeck	131	84	7909	60	32.0	181	469	264	724	134	-2.18	407	343	420 - 393=27
Jason Pedersen	166	49	8979	54	26.5	226	562	275	712	167	-0.72	540	482	482 - 498=-16

7 - Graham Transportation

Name	Avg	HDCP	Pins	Gms	Points	High	High	HDCP	HDCP	Most Improved		To Raise	To Drop	Weekly Over Avg
					Won	Game	Sers	Game	Sers	Avg	+/-	Avg +1	Avg -1	Series Avg +/-
TC Callahan	142	73	7706	54	30.0	188	512	276	763	134	+8.70	445	387	437 - 426=11
Vincent Mulrone	164	51	8861	54	39.0	214	582	268	762	154	+10.09	544	486	
Jason White	202	13	10926	54	38.0	247	693	272	741	198	+4.33	645	587	562 - 609=-47
Gordon Thiessen	208	7	10628	51	36.0	287	701	297	749	203	+5.39	658	603	691 - 621=70
Dustin Graham	215	0	12932	60	39.5	279	747	284	765	212	+3.53	676	612	669 - 645=24

8 - Northgate Veterinary Clinic

Name	Avg	HDCP	Pins	Gms	Points	High	High	HDCP	HDCP	Most Improved		To Raise	To Drop	Weekly Over Avg
					Won	Game	Sers	Game	Sers	Avg	+/-	Avg +1	Avg -1	Series Avg +/-
Dick Rich	154	61	9268	60	45.5	216	543	294	742	146	+8.47	497	433	480 - 462=18
Bruce Hatcher	201	14	12077	60	46.5	267	696	300	837	191	+10.28	649	585	606 - 603=3
Johnny Nikkila	166	49	9966	60	39.0	236	559	289	712	158	+8.10	555	491	486 - 498=-12
Ivan Stones	171	44	10273	60	51.0	257	609	300	744	164	+7.22	563	499	609 - 507=102
Kenny Stryker	167	48	9029	54	34.5	214	557	263	710	165	+2.20	547	489	521 - 498=23

9 - Coors Light/Turner Body Shop

Name	Avg	HDCP	Pins	Gms	Points	High	High	HDCP	HDCP	Most Improved		To Raise	To Drop	Weekly Over Avg
					Won	Game	Sers	Game	Sers	Avg	+/-	Avg +1	Avg -1	Series Avg +/-
Nick Stockton	159	56	3833	24	17.0	216	609	278	795	161	-1.29	487	459	
Kirk Kossman	157	58	7573	48	37.0	257	609	300	792	146	+11.77	485	433	460 - 474=-14
Larry Harrington	174	41	10443	60	35.0	212	581	258	698	176	-1.95	582	518	478 - 522=-44
Bobby Turner Jr	181	34	9799	54	43.5	237	624	282	759	164	+17.46	575	517	531 - 543=-12
Eric Behrendt	196	19	5901	30	20.0	246	683	279	782	194	+2.70	600	566	
Jeremy Sklenar	196	19	10623	54	33.0	256	675	277	738	188	+8.72	606	548	624 - 588=36
Gary Hatcher	178	37	4282	24	13.5	220	603	261	716	177	+1.42	551	523	559 - 531=28

10 - Bone Yard

Name	Avg	HDCP	Pins	Gms	Points	High	High	HDCP	HDCP	Most Improved		To Raise	To Drop	Weekly Over Avg
					Won	Game	Sers	Game	Sers	Avg	+/-	Avg +1	Avg -1	Series Avg +/-
Mike Brown	175	40	10020	57	39.0	241	672	300	861	173	+2.79	540	479	616 - 522=94
Craig Schutt	163	52	5870	36	16.5	212	577	270	751	162	+1.06	526	486	498 - 486=12
Mike Johnson	178	37	8576	48	30.0	277	658	300	805	174	+4.67	553	501	
Matt Kearney	159	56	9065	57	36.0	234	611	291	785	152	+7.04	535	474	516 - 474=42
Greg Pettit	186	29	11204	60	48.0	237	642	270	744	182	+4.73	577	513	596 - 558=38
Nick Borgman	204	11	6145	30	15.0	268	740	285	791	202	+2.83	620	586	632 - 612=20

11 - Britney Spares

Name	Avg	HDCP	Pins	Gms	Points	High	High	HDCP	HDCP	Most Improved		To Raise	To Drop	Weekly Over Avg
					Won	Game	Sers	Game	Sers	Avg	+/-	Avg +1	Avg -1	Series Avg +/-
Spencer Kuhl	133	82	3203	24	20.5	176	449	266	719	132	+1.46	415	387	
Randy Lofquist	108	107	3898	36	28.0	154	364	262	727	109	-0.72	353	313	
Jeff Rodriguez	142	73	4281	30	24.5	189	495	273	726	138	+4.70	438	404	408 - 429=-21
Michael Nowak	172	43	3625	21	13.0	233	555	276	681	172	+0.62	527	502	
Andrew Kennedy	128	87	3092	24	17.0	158	444	251	714	129	-0.17	391	363	363 - 387=-24
Michael Gruber	159	56	9108	57	36.0	223	601	290	787	146	+13.79	492	431	500 - 477=23
Devon Smith	179	36	9695	54	37.0	275	718	300	833	165	+14.54	565	507	718 - 528=190
Bryan Schirmer	206	9	9927	48	26.0	258	699	277	729	200	+6.81	630	578	634 - 618=16

12 - Impact Bowlers

Name	Avg	HDCP	Pins	Gms	Points	High	High	HDCP	HDCP	Most Improved		To Raise	To Drop	Weekly Over Avg
					Won	Game	Sers	Game	Sers	Avg	+/-	Avg +1	Avg -1	Series Avg +/-
Randal Spangler	173	42	9717	56	38.5	244	662	292	797	164	+9.52	549	489	
Eric Zikmund	181	34	10161	56	39.0	237	597	275	718	173	+8.45	577	517	
Greg Fuestman	172	43	8780	51	33.5	232	574	277	708	169	+3.16	562	507	
Kevin Lawn	165	50	7800	47	34.5	245	581	300	777	156	+9.96	500	449	
Doug Houtz	175	40	10203	58	47.5	223	620	264	746	173	+2.91	533	471	
Dave Ash	178	37	890	5	4.5	224	497	274	647			542	533	

13 - Sentinels

Name	Avg	HDCP	Pins	Gms	Points	High	High	HDCP	HDCP	Most Improved		To Raise	To Drop	Weekly Over Avg
					Won	Game	Sers	Game	Sers	Avg	+/-	Avg +1	Avg -1	Series Avg +/-
Brian Stockman	122	93	7007	57	35.5	167	464	266	761	114	+8.93	373	312	361 - 369=-8
Stephan Johnston	123	92	6642	54	35.5	158	419	251	685	122	+1.00	426	368	374 - 366=8
Trenton Temme	139	76	2927	21	15.0	226	486	300	747	139	+0.38	433	408	
Aries Journey	154	61	9248	60	34.0	204	540	263	740	150	+4.13	517	453	389 - 465=-76
Jeff Mauler	146	69	7020	48	24.0	202	520	264	712	149	-2.75	477	425	
Jason Schievelbein	150	65	7213	48	33.0	206	502	276	715	147	+3.27	488	436	461 - 450=11

14 - Detail Beyond

Name	Avg	HDCP	Pins	Gms	Points	High	High	HDCP	HDCP	Most Improved		To Raise	To Drop	Weekly Over Avg
					Won	Game	Sers	Game	Sers	Avg	+/-	Avg +1	Avg -1	Series Avg +/-
Jason McCaslin	132	83	7161	54	29.0	204	520	289	799	118	+14.61	420	362	370 - 399=-29
Matt Spotanski	126	89	4180	33	21.5	172	450	263	723	127	-0.33	392	355	
Gary Guetrauze	127	88	4596	36	22.5	204	535	296	811	120	+7.67	396	356	535 - 369=166
Tyler White	143	72	4297	30	16.5	186	485	261	710	145	-1.77	455	421	413 - 429=-16
Jamie McCoy	141	74	1699	12	6.0	167	471	228	633			431	415	
Richard Lopez	156	59	8434	54	40.0	226	541	289	745	147	+9.19	515	457	476 - 468=8
Chris Lopez	157	58	8985	57	43.5	241	536	300	747	143	+14.63	495	434	

Temporary Substitutes

Name	Avg	HDCP	Pins	Gms	Points Won	High Game	High Sers	HDCP Game	HDCP Sers	Most Improved Avg +/-	To Raise Avg +1	To Drop Avg -1	Weekly Over Avg Series Avg +/-
James Crown	bk144	71	374	3		137	374	208	587		376	369	
Jason Feddersen	174	41	2091	12	3.0	236	599	250	641		534	518	
Cody Foster	178	37	536	3		208	536	245	647		538	531	
Jeff Fruhling	183	32	1649	9	8.0	201	590	237	698		559	546	
Jacob Garrelts	167	48	503	3		178	503	226	647		505	498	
Conan Gifford	133	82	399	3	2.0	173	399	255	645		405	398	
Doug Giles	bk168	47	475	3	3.0	180	475	227	616		479	472	
Steve Graham	138	77	832	6	2.0	179	423	258	660		419	409	
Daniel Harris	190	25	571	3	3.0	200	571	225	646		575	568	
Joey Henke	114	101	689	6	7.0	151	354	255	666		346	336	
Bryan Hodges	bk158	57	1016	6	3.0	200	531	257	702		514	504	
Danny Jeffryes	bk170	45	417	3	2.0	149	417	194	552		423	416	
Jason Kennedy	154	61	1854	12	7.5	194	509	273	746		471	455	
Bill Kirkland	bk144	71	904	6	3.0	181	459	252	672		455	445	
Josh Krolikowski	bk174	41	580	3	4.0	211	580	252	703		584	577	
John Krotz	190	25	2288	12	10.0	225	644	262	755		577	561	
Donn Loy	183	32	1650	9	8.0	225	585	270	720		558	545	585 - 510=75
Kelly McFadden	175	40	2101	12	3.0	194	562	238	694		539	523	
Tom Richmond	bk194	21	571	3	2.0	207	571	228	634		575	568	
Chris Stepp	146	69	438	3	2.0	171	438	240	645		444	437	
Bob Stevens	bk161	54	893	6	1.0	183	481	237	643		448	438	
Justin Swanek	bk201	14	585	3	1.0	232	585	246	627		591	584	
Collin Wortman	124	91	1868	15	9.0	150	421	247	703		382	363	286 - 393=-107
Jarod Zikmund	172	43	517	3	2.0	178	517	221	646		521	514	

High Individual Match Points

52 Kevin Schroeder	51 Ivan Stones	48 Greg Pettit	47.5 Josh Garrelts
47.5 Doug Houtz	47.5 Brent Bayne	46.5 Bruce Hatcher	45.5 Dick Rich
43.5 Chris Lopez	43.5 Bobby Turner Jr	42.5 Carter Hollis	42 Dirk Yonkers
41 Pat Garrelts	40.5 Ariel Weber	40 Chuck Brisbin	40 Richard Lopez

Individual High Averages

215.53 Dustin Graham	211.90 Chuck Brisbin	208.39 Gordon Thiessen	207.26 Todd Mathews
206.81 Bryan Schirmer	204.83 Nick Borgman	203.39 Carter Hollis	202.33 Jason White
201.28 Bruce Hatcher	197.40 Jerred Johnson	196.72 Jeremy Sklenar	196.70 Eric Behrendt
192.43 Jared Samuelson	191.04 Todd Cline	189.19 Randy Bauer	186.73 Greg Pettit

Most Improved Average

164 to 181.46 = +17.46	Bobby Turner Jr	167 to 183.12 = +16.12	Josh Garrelts
176 to 191.04 = +15.04	Todd Cline	162 to 177.02 = +15.02	Dirk Yonkers
197 to 211.90 = +14.90	Chuck Brisbin	143 to 157.63 = +14.63	Chris Lopez
118 to 132.61 = +14.61	Jason McCaslin	165 to 179.54 = +14.54	Devon Smith
170 to 184.08 = +14.08	Pat Garrelts	146 to 159.79 = +13.79	Michael Gruber

Most Un-Improved Averages

149 to 146.25 = -2.75	Jeff Mauler	134 to 131.82 = -2.18	Ivan Bombeck
176 to 174.05 = -1.95	Larry Harrington	191 to 189.19 = -1.81	Randy Bauer
145 to 143.23 = -1.77	Tyler White	144 to 142.43 = -1.57	Sean McBride
161 to 159.71 = -1.29	Nick Stockton	208 to 207.26 = -0.74	Todd Mathews
109 to 108.28 = -0.72	Randy Lofquist	167 to 166.28 = -0.72	Jason Pedersen

Service 2020-21

Big Apple Fun Center

Reprint of Scores -- Week 20

Lane 1 5 - Pat's Plumbing Service Week 20 2/11/2021

Name	Old	Old					HDCP
	Avg	HDCP	-1-	-2-	-3-	Total	Total
Todd L. Cline	190	25	159	207	211	577	652
Jeff Sulzle	143	72	176	162	167	505	721
Josh A. Garrelts	183	32	173	193	168	534	630
Tab A. Eastberg	184	31	257	171	233	661	754
Pat Garrelts	184	31	165	163	206	534	627
			====	====	====	====	====
Scratch Total			930	896	985	2811	2811
Handicap			191	191	191		573
Total			1121	1087	1176	2811	3384
Team Points Won			5.0	5.0	5.0	20.0	20.0
Match Points Won			2.0	3.0	5.0	13.0	13.0
Total Points Won			7.0	8.0	10.0	33.0	33.0

Lane 2 2 - Lucky Duck Week 20 2/11/2021

Name	Old	Old					HDCP
	Avg	HDCP	-1-	-2-	-3-	Total	Total
Larry K. Giddings	167	48	202	147	186	535	679
Randy J. Bauer	191	24	148	181	175	504	576
Jerred J. Johnson	198	17	213	173	173	559	610
Todd M. Mathews	209	6	155	227	192	574	592
Chuck M. Brisbin	211	4	266	222	153	641	653
			====	====	====	====	====
Scratch Total			984	950	879	2813	2813
Handicap			99	99	99		297
Total			1083	1049	978	2813	3110
Team Points Won			0.0	0.0	0.0	0.0	0.0
Match Points Won			3.0	2.0	0.0	7.0	7.0
Total Points Won			3.0	2.0	0.0	7.0	7.0

Lane 3 1 - Belschners Week 20 2/11/2021

Name	Old	Old					HDCP
	Avg	HDCP	-1-	-2-	-3-	Total	Total
Scott G. Frauen	141	74	114	154	160	428	650
Jerry L. Fisher	137	78	128	151	178	457	691
Mike Haws	154	61	203	123	163	489	672
Mark A. Yonkers	185	30	193	194	149	536	626
Dirk C. Yonkers	177	38	187	153	167	507	621
			====	====	====	====	====
Scratch Total			825	775	817	2417	2417
Handicap			281	281	281		843
Total			1106	1056	1098	2417	3260
Team Points Won			0.0	0.0	0.0	0.0	0.0
Match Points Won			1.0	1.0	2.0	4.0	4.0
Total Points Won			1.0	1.0	2.0	4.0	4.0

Lane 4 3 - Walter's Electric Week 20 2/11/2021

Name	Old	Old					HDCP
	Avg	HDCP	-1-	-2-	-3-	Total	Total
Andrew J. Becker	161	54	183	181	164	528	690
Randall E. Purdy	160	55	193	190	190	573	738
Kevin J. Schroeder	182	33	224	218	248	690	789
Brent A. Bayne	174	41	190	164	169	523	646
Brian A. Stones	183	32	219	180	181	580	676
			====	====	====	====	====
Scratch Total			1009	933	952	2894	2894
Handicap			215	215	215		645
Total			1224	1148	1167	2894	3539
Team Points Won			5.0	5.0	5.0	20.0	20.0
Match Points Won			4.0	4.0	3.0	16.0	16.0
Total Points Won			9.0	9.0	8.0	36.0	36.0

Lane 5 7 - Graham Transportation Week 20 2/11/2021

Name	Old	Old					HDCP
	Avg	HDCP	-1-	-2-	-3-	Total	Total
TC Callahan	142	73	133	164	140	437	656
Donn Loy	bk170	45	225	193	167	585	720
Jason T. White	203	12	223	181	158	562	598
Gordon E. Thiessen	207	8	247	237	207	691	715
Dustin W. Graham	215	0	216	258	195	669	669
			====	====	====	====	====
Scratch Total			1044	1033	867	2944	2944
Handicap			138	138	138		414
Total			1182	1171	1005	2944	3358
Team Points Won			5.0	5.0	0.0	15.0	15.0
Match Points Won			4.0	4.0	2.5	13.5	13.5
Total Points Won			9.0	9.0	2.5	28.5	28.5

Lane 6 9 - Coors Light/Turner Body Shop Week 20 2/11/2021

Name	Old	Old					HDCP
	Avg	HDCP	-1-	-2-	-3-	Total	Total
Kirk E. Kossman	158	57	147	144	169	460	631
Larry L. Harrington	174	41	150	158	170	478	601
Bobby Turner Jr	181	34	181	191	159	531	633
Jeremy D. Sklenar	196	19	225	211	188	624	681
Gary D. Hatcher	177	38	214	188	157	559	673
			====	====	====	====	====
Scratch Total			917	892	843	2652	2652
Handicap			189	189	189		567
Total			1106	1081	1032	2652	3219
Team Points Won			0.0	0.0	5.0	5.0	5.0
Match Points Won			1.0	1.0	2.5	6.5	6.5
Total Points Won			1.0	1.0	7.5	11.5	11.5

Lane 7 11 - Britney Spares Week 20 2/11/2021

Name	Old	Old					HDCP
	Avg	HDCP	-1-	-2-	-3-	Total	Total
Jeff Rodriguez	143	72	152	146	110	408	624
Andrew J. Kennedy	129	86	138	119	106	363	621
Michael C. Gruber	159	56	125	162	213	500	668
Devon L. Smith	176	37	263	259	196	718	833
Bryan A. Schirmer	206	9	245	166	223	634	661
			====	====	====	====	====
Scratch Total			923	852	848	2623	2623
Handicap			260	262	262		784
Total			1183	1114	1110	2623	3407
Team Points Won			5.0	5.0	0.0	15.0	15.0
Match Points Won			4.0	3.0	2.5	13.5	13.5
Total Points Won			9.0	8.0	2.5	28.5	28.5

Lane 8 14 - Detail Beyond Week 20 2/11/2021

Name	Old	Old					HDCP
	Avg	HDCP	-1-	-2-	-3-	Total	Total
Jason D. McCaslin	133	82	123	116	131	370	616
Collin J. Wortman	131	84	80	101	105	286	538
Gary Guetrauze	123	92	184	147	204	535	811
Tyler J. White	143	72	168	133	112	413	629
Richard L. Lopez	156	59	112	191	173	476	653
			====	====	====	====	====
Scratch Total			667	688	725	2080	2080
Handicap			389	389	389		1167
Total			1056	1077	1114	2080	3247
Team Points Won			0.0	0.0	5.0	5.0	5.0
Match Points Won			1.0	2.0	2.5	6.5	6.5
Total Points Won			1.0	2.0	7.5	11.5	11.5

Lane 9 4 - Big Apple Week 20 2/11/2021

Name	Old Avg	Old HDCP	-1-	-2-	-3-	Total	HDCP Total
Dalton L. Hollander	168	47	203	175	a153	531	672
Michael G. Marcellus	171	44	169	175	a156	500	632
Anthony C. Eigenberg	166	49	177	173	a151	501	648
Jared J. Samuelson	193	22	167	176	a178	521	587
Carter R. Hollis	203	12	178	216	a188	582	618
			====	====	====	====	====
Scratch Total			894	915	0	1809	1809
Handicap			174	174	0		348
Total			1068	1089	0	1809	2157
Team Points Won			0.0	0.0	0.0	0.0	0.0
Match Points Won			0.0	0.0	0.0	7.5	7.5
Total Points Won			0.0	0.0	0.0	10.0	10.0

Lane 11 8 - Northgate Veterinary Clinic Week 20 2/11/2021

Name	Old Avg	Old HDCP	-1-	-2-	-3-	Total	HDCP Total
Dick Rich	154	61	163	156	161	480	663
Bruce A. Hatcher	201	14	226	178	202	606	648
Johnny L. Nikkila	166	49	165	160	161	486	633
Ivan D. Stones	169	43	257	181	171	609	744
Kenny Stryker	166	49	134	173	214	521	668
			====	====	====	====	====
Scratch Total			945	848	909	2702	2702
Handicap			216	219	219		654
Total			1161	1067	1128	2702	3356
Team Points Won			5.0	0.0	5.0	15.0	15.0
Match Points Won			3.0	0.0	4.0	10.0	10.0
Total Points Won			8.0	0.0	9.0	25.0	25.0

Lane 13 13 - Sentinels Week 20 2/11/2021

Name	Old Avg	Old HDCP	-1-	-2-	-3-	Total	HDCP Total
Brian A. Stockman	123	92	127	138	96	361	637
Stephan L. Johnston	122	93	104	121	149	374	653
Sean A. McBride	143	72	145	112	148	405	621
Aries W. Journey	155	60	136	121	132	389	569
Jason K. Schievelbein	150	65	183	157	121	461	656
			====	====	====	====	====
Scratch Total			695	649	646	1990	1990
Handicap			382	382	382		1146
Total			1077	1031	1028	1990	3136
Team Points Won			5.0	0.0	0.0	5.0	5.0
Match Points Won			3.0	0.0	1.0	4.0	4.0
Total Points Won			8.0	0.0	1.0	9.0	9.0

Lane 10 12 - Impact Bowlers Week 20 2/11/2021

Name	Old Avg	Old HDCP	-1-	-2-	-3-	Total	HDCP Total
Randal W. Spangler	173	42	211	164	a158	533	659
Eric R. Zikmund	180	35	205	193	a165	563	668
Dave Ash	165	50	169	224	a150	543	693
Kevin M. Lawn	166	49	138	191	a151	480	627
Doug Houtz	175	40	201	i151	a160	512	632
			====	====	====	====	====
Scratch Total			924	923	0	1847	1847
Handicap			216	216	0		432
Total			1140	1139	0	1847	2279
Team Points Won			5.0	5.0	0.0	15.0	15.0
Match Points Won			0.0	0.0	0.0	12.5	12.5
Total Points Won			5.0	5.0	0.0	30.0	30.0

Lane 12 6 - O'Brien-Straatmann-Redinger Week 20 2/11/2021

Name	Old Avg	Old HDCP	-1-	-2-	-3-	Total	HDCP Total
Ariel H. Weber	115	100	80	121	102	303	603
Chris L. Stapleton	162	53	181	173	165	519	678
Bob Cherry	140	75	163	165	132	460	685
Ivan K. Bombeck	131	84	164	166	90	420	672
Jason O. Pedersen	166	49	158	198	126	482	629
			====	====	====	====	====
Scratch Total			746	823	615	2184	2184
Handicap			361	361	361		1083
Total			1107	1184	976	2184	3267
Team Points Won			0.0	5.0	0.0	5.0	5.0
Match Points Won			2.0	5.0	1.0	10.0	10.0
Total Points Won			2.0	10.0	1.0	15.0	15.0

Lane 14 10 - Bone Yard Week 20 2/11/2021

Name	Old Avg	Old HDCP	-1-	-2-	-3-	Total	HDCP Total
Mike Brown	174	41	191	215	210	616	739
Craig A. Schutt	162	53	122	189	187	498	657
Matt Kearney	158	57	105	177	234	516	687
Greg A. Pettit	186	29	180	225	191	596	683
Nick Borgman	204	11	197	220	215	632	665
			====	====	====	====	====
Scratch Total			795	1026	1037	2858	2858
Handicap			191	191	191		573
Total			986	1217	1228	2858	3431
Team Points Won			0.0	5.0	5.0	15.0	15.0
Match Points Won			2.0	5.0	4.0	16.0	16.0
Total Points Won			2.0	10.0	9.0	31.0	31.0

Service 2020-21

Thursday 6:30 pm

Big Apple Fun Center

Match Points Won (This Week) -- Week 20

Lane 1 5 - Pat's Plumbing Service

Name	Last Wk Won	Last Wk Lost	HDCP -1-	HDCP -2-	HDCP -3-	HDCP Total
Todd L. Cline	2.0	2.0	184	232	236	652
Jeff Sulzle	4.0		248	234	239	721
Josh A. Garrelts	3.0	1.0	205	225	200	630
Tab A. Eastberg	3.0	1.0	288	202	264	754
Pat Garrelts	1.0	3.0	196	194	237	627

Lane 2 2 - Lucky Duck

Name	Last Wk Won	Last Wk Lost	HDCP -1-	HDCP -2-	HDCP -3-	HDCP Total
Larry K. Giddings	2.0	2.0	250	195	234	679
Randy J. Bauer		4.0	172	205	199	576
Jerred J. Johnson	1.0	3.0	230	190	190	610
Todd M. Mathews	1.0	3.0	161	233	198	592
Chuck M. Brisbin	3.0	1.0	270	226	157	653

Lane 3 1 - Belschners

Name	Last Wk Won	Last Wk Lost	HDCP -1-	HDCP -2-	HDCP -3-	HDCP Total
Scott G. Frauen	1.0	3.0	188	228	234	650
Jerry L. Fisher	1.0	3.0	206	229	256	691
Mike Haws	1.0	3.0	264	184	224	672
Mark A. Yonkers	1.0	3.0	223	224	179	626
Dirk C. Yonkers		4.0	225	191	205	621

Lane 4 3 - Walter's Electric

Name	Last Wk Won	Last Wk Lost	HDCP -1-	HDCP -2-	HDCP -3-	HDCP Total
Andrew J. Becker	3.0	1.0	237	235	218	690
Randall E. Purdy	3.0	1.0	248	245	245	738
Kevin J. Schroeder	3.0	1.0	257	251	281	789
Brent A. Bayne	3.0	1.0	231	205	210	646
Brian A. Stones	4.0		251	212	213	676

Lane 5 7 - Graham Transportation

Name	Last Wk Won	Last Wk Lost	HDCP -1-	HDCP -2-	HDCP -3-	HDCP Total
TC Callahan	3.0	1.0	206	237	213	656
Donn Loy	4.0		270	238	212	720
Jason T. White	1.0	3.0	235	193	170	598
Gordon E. Thiessen	4.0		255	245	215	715
Dustin W. Graham	1.5	2.5	216	258	195	669

Lane 6 9 - Coors Light/Turner Body Shop

Name	Last Wk Won	Last Wk Lost	HDCP -1-	HDCP -2-	HDCP -3-	HDCP Total
Kirk E. Kossman	1.0	3.0	204	201	226	631
Larry L. Harrington		4.0	191	199	211	601
Bobby Turner Jr	3.0	1.0	215	225	193	633
Jeremy D. Sklenar		4.0	244	230	207	681
Gary D. Hatcher	2.5	1.5	252	226	195	673

Lane 7 11 - Britney Spares

Name	Last Wk Won	Last Wk Lost	HDCP -1-	HDCP -2-	HDCP -3-	HDCP Total
Jeff Rodriguez	3.0	1.0	224	218	182	624
Andrew J. Kennedy	4.0		224	205	192	621
Michael C. Gruber		4.0	181	218	269	668
Devon L. Smith	4.0		300	298	235	833
Bryan A. Schirmer	2.5	1.5	254	175	232	661

Lane 8 14 - Detail Beyond

Name	Last Wk Won	Last Wk Lost	HDCP -1-	HDCP -2-	HDCP -3-	HDCP Total
Jason D. McCaslin	1.0	3.0	205	198	213	616
Collin J. Wortman		4.0	164	185	189	538
Gary Guettrauze	4.0		276	239	296	811
Tyler J. White		4.0	240	205	184	629
Richard L. Lopez	1.5	2.5	171	250	232	653

Lane 9 4 - Big Apple

Name	Last Wk Won	Last Wk Lost	HDCP -1-	HDCP -2-	HDCP -3-	HDCP Total
Dalton L. Hollander	2.5	1.5	250	222	a200	672
Michael G. Marcellus	0.5	3.5	213	219	a200	632
Anthony C. Eigenberg	1.5	2.5	226	222	a200	648
Jared J. Samuelson	1.5	2.5	189	198	a200	587
Carter R. Hollis	1.5	2.5	190	228	a200	618

Lane 10 12 - Impact Bowlers

Name	Last Wk Won	Last Wk Lost	HDCP -1-	HDCP -2-	HDCP -3-	HDCP Total
Randal W. Spangler	1.5	2.5	253	206	a200	659
Eric R. Zikmund	3.5	0.5	240	228	a200	668
Dave Ash	2.5	1.5	219	274	a200	693
Kevin M. Lawn	2.5	1.5	187	240	a200	627
Doug Houtz	2.5	1.5	241	i191	a200	632

Lane 11 8 - Northgate Veterinary Clinic

Name	Last Wk Won	Last Wk Lost	HDCP -1-	HDCP -2-	HDCP -3-	HDCP Total
Dick Rich	3.0	1.0	224	217	222	663
Bruce A. Hatcher	1.0	3.0	240	192	216	648
Johnny L. Nikkila	1.0	3.0	214	209	210	633
Ivan D. Stones	3.0	1.0	300	227	217	744
Kenny Stryker	2.0	2.0	183	222	263	668

Lane 12 6 - O'Brien-Stratmann-Redinger

Name	Last Wk Won	Last Wk Lost	HDCP -1-	HDCP -2-	HDCP -3-	HDCP Total
Ariel H. Weber	1.0	3.0	180	221	202	603
Chris L. Stapleton	3.0	1.0	234	226	218	678
Bob Cherry	3.0	1.0	238	240	207	685
Ivan K. Bombeck	1.0	3.0	248	250	174	672
Jason O. Pedersen	2.0	2.0	207	247	175	629

Lane 13 13 - Sentinels

<u>Name</u>	<u>Last Wk Won</u>	<u>Last Wk Lost</u>	<u>HDCP -1-</u>	<u>HDCP -2-</u>	<u>HDCP -3-</u>	<u>HDCP Total</u>
Brian A. Stockman		4.0	219	230	188	637
Stephan L. Johnston	2.0	2.0	197	214	242	653
Sean A. McBride	1.0	3.0	217	184	220	621
Aries W. Journey		4.0	196	181	192	569
Jason K. Schievelbein	1.0	3.0	248	222	186	656

Lane 14 10 - Bone Yard

<u>Name</u>	<u>Last Wk Won</u>	<u>Last Wk Lost</u>	<u>HDCP -1-</u>	<u>HDCP -2-</u>	<u>HDCP -3-</u>	<u>HDCP Total</u>
Mike Brown		4.0	232	256	251	739
Craig A. Schutt	2.0	2.0	175	242	240	657
Matt Kearney	3.0	1.0	162	234	291	687
Greg A. Pettit		4.0	209	254	220	683
Nick Borgman	3.0	1.0	208	231	226	665

Service 2020-21

Thursday 6:30 pm

Big Apple Fun Center Match Points Won (Total for Year)

Name	Avg	Gms	Points		%Won	Name	Avg	Gms	Points		%Won
			Won	Lost					Won	Lost	
Kevin J. Schroeder	184	57	52.0	24.0	68.42%	Jason O. Pedersen	166	54	26.5	45.5	36.81%
Ivan D. Stones	171	60	51.0	29.0	63.75%	Tom McLeod	176	39	26.0	26.0	50.00%
Greg A. Pettit	186	60	48.0	32.0	60.00%	Bryan A. Schirmer	206	48	26.0	38.0	40.63%
Josh A. Garrelts	183	57	47.5	28.5	62.50%	Larry K. Giddings	168	39	24.5	27.5	47.12%
Doug Houtz	175	58	47.5	32.5	59.38%	Jeff Rodriguez	142	30	24.5	15.5	61.25%
Brent A. Bayne	174	60	47.5	32.5	59.38%	Anthony C. Eigenberg	167	38	24.5	27.5	47.12%
Bruce A. Hatcher	201	60	46.5	33.5	58.13%	Mike Haws	154	39	24.0	28.0	46.15%
Dick Rich	154	60	45.5	34.5	56.88%	Jeff Mauler	146	48	24.0	40.0	37.50%
Chris Lopez	157	57	43.5	32.5	57.24%	Darrin W. Karsten	174	39	23.0	29.0	44.23%
Bobby Turner Jr	181	54	43.5	28.5	60.42%	Randy J. Bauer	189	36	22.5	25.5	46.88%
Carter R. Hollis	203	59	42.5	37.5	53.13%	Gary Guetrauze	127	36	22.5	25.5	46.88%
Dirk C. Yonkers	177	57	42.0	34.0	55.26%	Matt Spotanski	126	33	21.5	22.5	48.86%
Pat Garrelts	184	60	41.0	39.0	51.25%	Spencer L. Kuhl	133	24	20.5	11.5	64.06%
Ariel H. Weber	114	57	40.5	35.5	53.29%	Eric L. Behrendt	196	30	20.0	20.0	50.00%
Chuck M. Brisbin	211	48	40.0	24.0	62.50%	EJ Jackson	140	27	20.0	16.0	55.56%
Richard L. Lopez	156	54	40.0	32.0	55.56%	Sean A. McBride	142	30	20.0	20.0	50.00%
Dustin W. Graham	215	60	39.5	40.5	49.38%	Todd M. Mathews	207	27	18.0	18.0	50.00%
Johnny L. Nikkila	166	60	39.0	41.0	48.75%	Nick J. Stockton	159	24	17.0	15.0	53.13%
Vincent T. Mulrone	164	54	39.0	33.0	54.17%	Andrew J. Kennedy	128	24	17.0	15.0	53.13%
Eric R. Zikmund	181	56	39.0	37.0	51.32%	Adam C. Bayne	176	24	16.5	15.5	51.56%
Mike Brown	175	57	39.0	37.0	51.32%	Tyler J. White	143	30	16.5	23.5	41.25%
Randal W. Spangler	173	56	38.5	37.5	50.66%	Craig A. Schutt	163	36	16.5	31.5	34.38%
Bob Cherry	141	54	38.0	34.0	52.78%	Trenton J. Temme	139	21	15.0	17.0	46.88%
Jason T. White	202	54	38.0	34.0	52.78%	Nick Borgman	204	30	15.0	25.0	37.50%
Brian A. Stones	184	48	38.0	26.0	59.38%	Scott A. Orcutt	196	18	14.0	10.0	58.33%
Todd L. Cline	191	51	37.5	30.5	55.15%	Gary D. Hatcher	178	24	13.5	18.5	42.19%
Jeff Sulzle	145	46	37.5	26.5	58.59%	Michael J. Nowak	172	21	13.0	15.0	46.43%
Kirk E. Kossman	157	48	37.0	27.0	57.81%	Jeremy D. Smith	99	21	12.0	16.0	42.86%
Devon L. Smith	179	54	37.0	35.0	51.39%	John L. Krotz	190	12	10.0	6.0	62.50%
Dalton L. Hollander	169	59	36.5	43.5	45.63%	Collin J. Wortman	124	15	9.0	11.0	45.00%
Tab A. Eastberg	186	60	36.5	43.5	45.63%	Donn Loy	183	9	8.0	4.0	66.67%
Gordon E. Thiessen	208	51	36.0	32.0	52.94%	Jeff A. Fruhling	183	9	8.0	4.0	66.67%
Matt Kearney	159	57	36.0	40.0	47.37%	Jason A. Kennedy	154	12	7.5	8.5	46.88%
Michael C. Gruber	159	57	36.0	40.0	47.37%	Joey Henke	114	6	7.0	1.0	87.50%
Randall E. Purdy	162	54	35.5	36.5	49.31%	Jamie D. McCoy	141	12	6.0	14.0	30.00%
Stephan L. Johnston	123	54	35.5	36.5	49.31%	Dave Ash	178	5	4.5	3.5	56.25%
Brian A. Stockman	122	57	35.5	40.5	46.71%	Nick Kidd	178	9	4.0	8.0	33.33%
Larry L. Harrington	174	60	35.0	45.0	43.75%	Josh K. Krolkowski	bk174	3	4.0		100.00%
Chris L. Stapleton	162	51	35.0	37.0	48.61%	Bill Kirkland	bk144	6	3.0	5.0	37.50%
Kenny Stryker	167	54	34.5	37.5	47.92%	Jerry Schmitz	bk189	3	3.0	1.0	75.00%
Kevin M. Lawn	165	47	34.5	29.5	53.91%	Jason S. Feddersen	174	12	3.0	13.0	18.75%
Aries W. Journey	154	60	34.0	46.0	42.50%	Kelly R. McFadden	175	12	3.0	13.0	18.75%
Mark A. Yonkers	185	57	33.5	42.5	44.08%	Doug Giles	bk168	3	3.0	1.0	75.00%
Greg Fuestman	172	51	33.5	38.5	46.53%	Bryan L. Hodges	bk158	6	3.0	5.0	37.50%
Jason K. Schievelbein	150	48	33.0	31.0	51.56%	Daniel R. Harris	190	3	3.0	1.0	75.00%
Jeremy D. Sklenar	196	54	33.0	39.0	45.83%	Danny Jeffryes	bk170	3	2.0	2.0	50.00%
Ivan K. Bombeck	131	60	32.0	48.0	40.00%	Steve Graham	138	6	2.0	6.0	25.00%
Michael G. Marcellus	171	56	32.0	44.0	42.11%	Tom Richmond	bk194	3	2.0	2.0	50.00%
Jerry L. Fisher	138	45	32.0	28.0	53.33%	Brent E. Hollis	137	9	2.0	10.0	16.67%
Scott G. Frauen	142	48	32.0	32.0	50.00%	Jarod D. Zikmund	172	3	2.0	2.0	50.00%
Jared J. Samuelson	192	47	30.5	33.5	47.66%	Conan R. Gifford	133	3	2.0	2.0	50.00%
TC Callahan	142	54	30.0	42.0	41.67%	Chris Stepp	146	3	2.0	2.0	50.00%
Mike J. Johnson	178	48	30.0	38.0	44.12%	Bob Stevens	bk161	6	1.0	7.0	12.50%
Jason D. McCaslin	132	54	29.0	43.0	40.28%	Justin R. Swanek	bk201	3	1.0	3.0	25.00%
Randy Lofquist	108	36	28.0	24.0	53.85%	James M. Crown	bk144	3		4.0	0.00%
Jerred J. Johnson	197	45	27.5	32.5	45.83%	Cody L. Foster	178	3		4.0	0.00%
Andrew J. Becker	162	48	27.0	41.0	39.71%	Jacob A. Garrelts	167	3		4.0	0.00%

Service 2020-21

Thursday 6:30 pm

Big Apple Fun Center

Change in Average

Name	----Old----		Old Avg	---Average Change---			Total	New - Old ---> +/-			Weekly Over Avg Series Avg +/-
	Pins	Games		-1-	-2-	-3-					
Dave Ash	497	3	165	169	224	a150	543	178.00	- 165.67	= 12.33	
Randy J. Bauer	6307	33	191	148	181	175	504	189.19	- 191.12	= -1.93	504 - 573=-69
Adam C. Bayne	4244	24	176				0	176.83	- 176.83	= 0.00	
Brent A. Bayne	9967	57	174	190	164	169	523	174.83	- 174.86	= -0.03	523 - 522=1
Andrew J. Becker	7257	45	161	183	181	164	528	162.19	- 161.27	= 0.92	528 - 483=45
Eric L. Behrendt	5901	30	196				0	196.70	- 196.70	= 0.00	
Ivan K. Bombeck	7489	57	131	164	166	90	420	131.82	- 131.39	= 0.43	420 - 393=27
Nick Borgman	5513	27	204	197	220	215	632	204.83	- 204.19	= 0.65	632 - 612=20
Chuck M. Brisbin	9530	45	211	266	222	153	641	211.90	- 211.78	= 0.12	641 - 633=8
Mike Brown	9404	54	174	191	215	210	616	175.79	- 174.15	= 1.64	616 - 522=94
TC Callahan	7269	51	142	133	164	140	437	142.70	- 142.53	= 0.17	437 - 426=11
Bob Cherry	7179	51	140	163	165	132	460	141.46	- 140.76	= 0.70	460 - 420=40
Todd L. Cline	9166	48	190	159	207	211	577	191.04	- 190.96	= 0.08	577 - 570=7
James M. Crown	374	3	bk144				0	124.67	- 124.67	= 0.00	
Tab A. Eastberg	10500	57	184	257	171	233	661	186.02	- 184.21	= 1.81	661 - 552=109
Anthony C. Eigenberg	5997	36	166	177	173	a151	501	167.03	- 166.58	= 0.44	
Jason S. Feddersen	2091	12	174				0	174.25	- 174.25	= 0.00	
Jerry L. Fisher	5791	42	137	128	151	178	457	138.84	- 137.88	= 0.96	457 - 411=46
Cody L. Foster	536	3	178				0	178.67	- 178.67	= 0.00	
Scott G. Frauen	6389	45	141	114	154	160	428	142.02	- 141.98	= 0.04	428 - 423=5
Jeff A. Fruhling	1649	9	183				0	183.22	- 183.22	= 0.00	
Greg Fuestman	8780	51	172				0	172.16	- 172.16	= 0.00	
Jacob A. Garrelts	503	3	167				0	167.67	- 167.67	= 0.00	
Josh A. Garrelts	9904	54	183	173	193	168	534	183.12	- 183.41	= -0.28	534 - 549=-15
Pat Garrelts	10511	57	184	165	163	206	534	184.08	- 184.40	= -0.32	534 - 552=-18
Larry K. Giddings	6025	36	167	202	147	186	535	168.21	- 167.36	= 0.84	535 - 501=34
Conan R. Gifford	399	3	133				0	133.00	- 133.00	= 0.00	
Doug Giles	475	3	bk168				0	158.33	- 158.33	= 0.00	
Dustin W. Graham	12263	57	215	216	258	195	669	215.53	- 215.14	= 0.39	669 - 645=24
Steve Graham	832	6	138				0	138.67	- 138.67	= 0.00	
Michael C. Gruber	8608	54	159	125	162	213	500	159.79	- 159.41	= 0.38	500 - 477=23
Gary Guettrauze	4061	33	123	184	147	204	535	127.67	- 123.06	= 4.61	535 - 369=166
Larry L. Harrington	9965	57	174	150	158	170	478	174.05	- 174.82	= -0.77	478 - 522=-44
Daniel R. Harris	571	3	190				0	190.33	- 190.33	= 0.00	
Bruce A. Hatcher	11471	57	201	226	178	202	606	201.28	- 201.25	= 0.04	606 - 603=3
Gary D. Hatcher	3723	21	177	214	188	157	559	178.42	- 177.29	= 1.13	559 - 531=28
Mike Haws	5553	36	154	203	123	163	489	154.92	- 154.25	= 0.67	489 - 462=27
Joey Henke	689	6	114				0	114.83	- 114.83	= 0.00	

Service 2020-21

Name	----Old----		Old					---Average Change---			Weekly Over Avg
	Pins	Games	Avg	-1-	-2-	-3-	Total	New	Old	---- +/-	Series Avg +/-
Bryan L. Hodges	1016	6	bk158				0	169.33	- 169.33	= 0.00	
Dalton L. Hollander	9611	57	168	203	175	a153	531	169.31	- 168.61	= 0.69	
Brent E. Hollis	1234	9	137				0	137.11	- 137.11	= 0.00	
Carter R. Hollis	11606	57	203	178	216	a188	582	203.39	- 203.61	= -0.22	
Doug Houtz	10002	57	175	201	i151	a160	512	175.91	- 175.47	= 0.44	
EJ Jackson	3787	27	140				0	140.26	- 140.26	= 0.00	
Danny Jeffryes	417	3	bk170				0	139.00	- 139.00	= 0.00	
Jerred J. Johnson	8324	42	198	213	173	173	559	197.40	- 198.19	= -0.79	559 - 594=-35
Mike J. Johnson	8576	48	178				0	178.67	- 178.67	= 0.00	
Stephan L. Johnston	6268	51	122	104	121	149	374	123.00	- 122.90	= 0.10	374 - 366=8
Aries W. Journey	8859	57	155	136	121	132	389	154.13	- 155.42	= -1.29	389 - 465=-76
Darrin W. Karsten	6820	39	174				0	174.87	- 174.87	= 0.00	
Matt Kearney	8549	54	158	105	177	234	516	159.04	- 158.31	= 0.72	516 - 474=42
Andrew J. Kennedy	2729	21	129	138	119	106	363	128.83	- 129.95	= -1.12	363 - 387=-24
Jason A. Kennedy	1854	12	154				0	154.50	- 154.50	= 0.00	
Nick Kidd	1603	9	178				0	178.11	- 178.11	= 0.00	
Bill Kirkland	904	6	bk144				0	150.67	- 150.67	= 0.00	
Kirk E. Kossman	7113	45	158	147	144	169	460	157.77	- 158.07	= -0.30	460 - 474=-14
Josh K. Krolikowski	580	3	bk174				0	193.33	- 193.33	= 0.00	
John L. Krotz	2288	12	190				0	190.67	- 190.67	= 0.00	
Spencer L. Kuhl	3203	24	133				0	133.46	- 133.46	= 0.00	
Kevin M. Lawn	7471	45	166	138	191	a151	480	165.96	- 166.02	= -0.06	
Randy Lofquist	3898	36	108				0	108.28	- 108.28	= 0.00	
Chris Lopez	8985	57	157				0	157.63	- 157.63	= 0.00	
Richard L. Lopez	7958	51	156	112	191	173	476	156.19	- 156.04	= 0.15	476 - 468=8
Donn Loy	1065	6	bk170	225	193	167	585	183.33	- 177.50	= 5.83	585 - 510=75
Michael G. Marcellus	9264	54	171	169	175	a156	500	171.57	- 171.56	= 0.02	
Todd M. Mathews	5022	24	209	155	227	192	574	207.26	- 209.25	= -1.99	574 - 627=-53
Jeff Mauler	7020	48	146				0	146.25	- 146.25	= 0.00	
Sean A. McBride	3868	27	143	145	112	148	405	142.43	- 143.26	= -0.83	405 - 429=-24
Jason D. McCaslin	6791	51	133	123	116	131	370	132.61	- 133.16	= -0.55	370 - 399=-29
Jamie D. McCoy	1699	12	141				0	141.58	- 141.58	= 0.00	
Kelly R. McFadden	2101	12	175				0	175.08	- 175.08	= 0.00	
Tom McLeod	6867	39	176				0	176.08	- 176.08	= 0.00	
Vincent T. Mulroney	8861	54	164				0	164.09	- 164.09	= 0.00	
Johnny L. Nikkila	9480	57	166	165	160	161	486	166.10	- 166.32	= -0.22	486 - 498=-12
Michael J. Nowak	3625	21	172				0	172.62	- 172.62	= 0.00	
Scott A. Orcutt	3533	18	196				0	196.28	- 196.28	= 0.00	
Jason O. Pedersen	8497	51	166	158	198	126	482	166.28	- 166.61	= -0.33	482 - 498=-16
Greg A. Pettit	10608	57	186	180	225	191	596	186.73	- 186.11	= 0.63	596 - 558=38
Randall E. Purdy	8191	51	160	193	190	190	573	162.30	- 160.61	= 1.69	573 - 480=93

Service 2020-21

Name	-----Old-----		Old	---Average Change---					Weekly Over Avg	
	Pins	Games	Avg	-1-	-2-	-3-	Total	New - Old	----> +/-	Series Avg +/-
Dick Rich	8788	57	154	163	156	161	480	154.47 - 154.18	= 0.29	480 - 462=18
Tom Richmond	571	3	bk194				0	190.33 - 190.33	= 0.00	
Jeff Rodriguez	3873	27	143	152	146	110	408	142.70 - 143.44	= -0.74	408 - 429=-21
Jared J. Samuelson	8701	45	193	167	176	a178	521	192.43 - 193.36	= -0.93	
Jason K. Schievelbein	6752	45	150	183	157	121	461	150.27 - 150.04	= 0.23	461 - 450=11
Bryan A. Schirmer	9293	45	206	245	166	223	634	206.81 - 206.51	= 0.30	634 - 618=16
Jerry Schmitz	592	3	bk189				0	197.33 - 197.33	= 0.00	
Kevin J. Schroeder	9830	54	182	224	218	248	690	184.56 - 182.04	= 2.52	690 - 546=144
Craig A. Schutt	5372	33	162	122	189	187	498	163.06 - 162.79	= 0.27	498 - 486=12
Jeremy D. Sklenar	9999	51	196	225	211	188	624	196.72 - 196.06	= 0.66	624 - 588=36
Devon L. Smith	8977	51	176	263	259	196	718	179.54 - 176.02	= 3.52	718 - 528=190
Jeremy D. Smith	2084	21	99				0	99.24 - 99.24	= 0.00	
Randal W. Spangler	9342	54	173	211	164	a158	533	173.52 - 173.00	= 0.52	
Matt Spotanski	4180	33	126				0	126.67 - 126.67	= 0.00	
Chris L. Stapleton	7779	48	162	181	173	165	519	162.71 - 162.06	= 0.64	519 - 486=33
Chris Stepp	438	3	146				0	146.00 - 146.00	= 0.00	
Bob Stevens	893	6	bk161				0	148.83 - 148.83	= 0.00	
Brian A. Stockman	6646	54	123	127	138	96	361	122.93 - 123.07	= -0.14	361 - 369=-8
Nick J. Stockton	3833	24	159				0	159.71 - 159.71	= 0.00	
Brian A. Stones	8255	45	183	219	180	181	580	184.06 - 183.44	= 0.62	580 - 549=31
Ivan D. Stones	9664	57	169	257	181	171	609	171.22 - 169.54	= 1.67	609 - 507=102
Kenny Stryker	8508	51	166	134	173	214	521	167.20 - 166.82	= 0.38	521 - 498=23
Jeff Sulzle	6177	43	143	176	162	167	505	145.26 - 143.65	= 1.61	505 - 429=76
Justin R. Swanek	585	3	bk201				0	195.00 - 195.00	= 0.00	
Trenton J. Temme	2927	21	139				0	139.38 - 139.38	= 0.00	
Gordon E. Thiessen	9937	48	207	247	237	207	691	208.39 - 207.02	= 1.37	691 - 621=70
Bobby Turner Jr	9268	51	181	181	191	159	531	181.46 - 181.73	= -0.26	531 - 543=-12
Ariel H. Weber	6211	54	115	80	121	102	303	114.28 - 115.02	= -0.74	303 - 345=-42
Jason T. White	10364	51	203	223	181	158	562	202.33 - 203.22	= -0.88	562 - 609=-47
Tyler J. White	3884	27	143	168	133	112	413	143.23 - 143.85	= -0.62	413 - 429=-16
Collin J. Wortman	1582	12	131	80	101	105	286	124.53 - 131.83	= -7.30	286 - 393=-107
Dirk C. Yonkers	9583	54	177	187	153	167	507	177.02 - 177.46	= -0.45	507 - 531=-24
Mark A. Yonkers	10014	54	185	193	194	149	536	185.09 - 185.44	= -0.36	536 - 555=-19
Eric R. Zikmund	9763	54	180	205	193	a165	563	181.45 - 180.80	= 0.65	
Jarod D. Zikmund	517	3	172				0	172.33 - 172.33	= 0.00	

Service 2020-21

Thursday 6:30 pm

Big Apple Fun Center

High Average Listing

Name	True Average	Pins	Gms	To Raise Avg +1	To Drop Avg -1
Dustin W. Graham	215.53	12932	60	676	612
Chuck M. Brisbin	211.90	10171	48	641	589
Gordon E. Thiessen	208.39	10628	51	658	603
Todd M. Mathews	207.26	5596	27	644	613
Bryan A. Schirmer	206.81	9927	48	630	578
Nick Borgman	204.83	6145	30	620	586
Carter R. Hollis	203.39	12000	59	648	585
Jason T. White	202.33	10926	54	645	587
Bruce A. Hatcher	201.28	12077	60	649	585
Jerred J. Johnson	197.40	8883	45	621	572
Jerry Schmitz	197.33	592	3	596	589
Jeremy D. Sklenar	196.72	10623	54	606	548
Eric L. Behrendt	196.70	5901	30	600	566
Scott A. Orcutt	196.28	3533	18	604	582
Justin R. Swanek	195.00	585	3	591	584
Josh K. Krolkowski	193.33	580	3	584	577
Jared J. Samuelson	192.43	9044	47	606	555
Todd L. Cline	191.04	9743	51	625	570
John L. Krotz	190.67	2288	12	577	561
Tom Richmond	190.33	571	3	575	568
Daniel R. Harris	190.33	571	3	575	568
Randy J. Bauer	189.19	6811	36	599	559
Greg A. Pettit	186.73	11204	60	577	513
Tab A. Eastberg	186.02	11161	60	620	556
Mark A. Yonkers	185.09	10550	57	610	549
Kevin J. Schroeder	184.56	10520	57	580	519
Pat Garrelts	184.08	11045	60	610	546
Brian A. Stones	184.06	8835	48	600	548
Donn Loy	183.33	1650	9	558	545
Jeff A. Fruhling	183.22	1649	9	559	546
Josh A. Garrelts	183.12	10438	57	602	541
Bobby Turner Jr	181.46	9799	54	575	517
Eric R. Zikmund	181.45	10161	56	577	517
Devon L. Smith	179.54	9695	54	565	507
Mike J. Johnson	178.67	8576	48	553	501
Cody L. Foster	178.67	536	3	538	531
Gary D. Hatcher	178.42	4282	24	551	523
Nick Kidd	178.11	1603	9	545	532
Dave Ash	178.00	890	5	542	533
Dirk C. Yonkers	177.02	10090	57	590	529
Adam C. Bayne	176.83	4244	24	535	507
Tom McLeod	176.08	6867	39	567	524
Doug Houtz	175.91	10203	58	533	471
Mike Brown	175.79	10020	57	540	479
Kelly R. McFadden	175.08	2101	12	539	523
Darrin W. Karsten	174.87	6820	39	530	487
Brent A. Bayne	174.83	10490	60	535	471
Jason S. Feddersen	174.25	2091	12	534	518
Larry L. Harrington	174.05	10443	60	582	518

Service 2020-21

<u>Name</u>	<u>True Average</u>	<u>Pins Gms</u>		<u>To Raise Avg +1</u>	<u>To Drop Avg -1</u>
Randal W. Spangler	173.52	9717	56	549	489
Michael J. Nowak	172.62	3625	21	527	502
Jarod D. Zikmund	172.33	517	3	521	514
Greg Fuestman	172.16	8780	51	562	507
Michael G. Marcellus	171.57	9608	56	540	480
Ivan D. Stones	171.22	10273	60	563	499
Bryan L. Hodges	169.33	1016	6	514	504
Dalton L. Hollander	169.31	9989	59	551	488
Larry K. Giddings	168.21	6560	39	538	495
Jacob A. Garrelts	167.67	503	3	505	498
Kenny Stryker	167.20	9029	54	547	489
Anthony C. Eigenberg	167.03	6347	38	541	499
Jason O. Pedersen	166.28	8979	54	540	482
Johnny L. Nikkila	166.10	9966	60	555	491
Kevin M. Lawn	165.96	7800	47	500	449
Vincent T. Mulroney	164.09	8861	54	544	486
Craig A. Schutt	163.06	5870	36	526	486
Chris L. Stapleton	162.71	8298	51	504	449
Randall E. Purdy	162.30	8764	54	527	469
Andrew J. Becker	162.19	7785	48	528	476
Michael C. Gruber	159.79	9108	57	492	431
Nick J. Stockton	159.71	3833	24	487	459
Matt Kearney	159.04	9065	57	535	474
Doug Giles	158.33	475	3	479	472
Kirk E. Kossman	157.77	7573	48	485	433
Chris Lopez	157.63	8985	57	495	434
Richard L. Lopez	156.19	8434	54	515	457
Mike Haws	154.92	6042	39	468	425
Jason A. Kennedy	154.50	1854	12	471	455
Dick Rich	154.47	9268	60	497	433
Aries W. Journey	154.13	9248	60	517	453
Bill Kirkland	150.67	904	6	455	445
Jason K. Schievelbein	150.27	7213	48	488	436
Bob Stevens	148.83	893	6	448	438
Jeff Mauler	146.25	7020	48	477	425
Chris Stepp	146.00	438	3	444	437
Jeff Sulzle	145.26	6682	46	472	422
Tyler J. White	143.23	4297	30	455	421
TC Callahan	142.70	7706	54	445	387
Jeff Rodriguez	142.70	4281	30	438	404
Sean A. McBride	142.43	4273	30	446	412
Scott G. Frauen	142.02	6817	48	476	424
Jamie D. McCoy	141.58	1699	12	431	415
Bob Cherry	141.46	7639	54	455	397
EJ Jackson	140.26	3787	27	443	412
Trenton J. Temme	139.38	2927	21	433	408
Danny Jeffryes	139.00	417	3	423	416
Jerry L. Fisher	138.84	6248	45	424	375
Steve Graham	138.67	832	6	419	409
Brent E. Hollis	137.11	1234	9	422	409
Spencer L. Kuhl	133.46	3203	24	415	387
Conan R. Gifford	133.00	399	3	405	398

Service 2020-21

<u>Name</u>	<u>True Average</u>	<u>Pins</u>	<u>Gms</u>	<u>To Raise Avg +1</u>	<u>To Drop Avg -1</u>
Jason D. McCaslin	132.61	7161	54	420	362
Ivan K. Bombeck	131.82	7909	60	407	343
Andrew J. Kennedy	128.83	3092	24	391	363
Gary Guetrauze	127.67	4596	36	396	356
Matt Spotanski	126.67	4180	33	392	355
James M. Crown	124.67	374	3	376	369
Collin J. Wortman	124.53	1868	15	382	363
Stephan L. Johnston	123.00	6642	54	426	368
Brian A. Stockman	122.93	7007	57	373	312
Joey Henke	114.83	689	6	346	336
Ariel H. Weber	114.28	6514	57	386	325
Randy Lofquist	108.28	3898	36	353	313
Jeremy D. Smith	99.24	2084	21	316	291

Service 2020-21

Thursday 6:30 pm

Big Apple Fun Center

Lanes 1 - 14

* Bowlers listed must have a minimum of 21 games.

Note: This report includes information through February 11 which is Week 20 of 32

Most Improved Averages

Name	True Average	Most Improved Avg	+/-	Name	True Average	Most Improved Avg	+/-
Bobby Turner Jr	181.46	164	+17.46	Jeff Rodriguez	142.70	138	+4.70
Josh A. Garrelts	183.12	167	+16.12	Mike J. Johnson	178.67	174	+4.67
Todd L. Cline	191.04	176	+15.04	Jason T. White	202.33	198	+4.33
Dirk C. Yonkers	177.02	162	+15.02	Aries W. Journey	154.13	150	+4.13
Chuck M. Brisbin	211.90	197	+14.90	Mark A. Yonkers	185.09	181	+4.09
Chris Lopez	157.63	143	+14.63	Darrin W. Karsten	174.87	171	+3.87
Jason D. McCaslin	132.61	118	+14.61	Dustin W. Graham	215.53	212	+3.53
Devon L. Smith	179.54	165	+14.54	Ariel H. Weber	114.28	111	+3.28
Pat Garrelts	184.08	170	+14.08	Jason K. Schievelbein	150.27	147	+3.27
Michael C. Gruber	159.79	146	+13.79	EJ Jackson	140.26	137	+3.26
Kevin J. Schroeder	184.56	171	+13.56	Larry K. Giddings	168.21	165	+3.21
Kirk E. Kossman	157.77	146	+11.77	Greg Fuestman	172.16	169	+3.16
Jeff Sulzle	145.26	134	+11.26	Doug Houtz	175.91	173	+2.91
Scott G. Frauen	142.02	131	+11.02	Brent A. Bayne	174.83	172	+2.83
Tab A. Eastberg	186.02	175	+11.02	Adam C. Bayne	176.83	174	+2.83
Jared J. Samuelson	192.43	182	+10.43	Nick Borgman	204.83	202	+2.83
Bruce A. Hatcher	201.28	191	+10.28	Mike Brown	175.79	173	+2.79
Vincent T. Mulroney	164.09	154	+10.09	Eric L. Behrendt	196.70	194	+2.70
Kevin M. Lawn	165.96	156	+9.96	Kenny Stryker	167.20	165	+2.20
Jerry L. Fisher	138.84	129	+9.84	Chris L. Stapleton	162.71	161	+1.71
Randal W. Spangler	173.52	164	+9.52	Spencer L. Kuhl	133.46	132	+1.46
Richard L. Lopez	156.19	147	+9.19	Gary D. Hatcher	178.42	177	+1.42
Brian A. Stockman	122.93	114	+8.93	Tom McLeod	176.08	175	+1.08
Jeremy D. Sklenar	196.72	188	+8.72	Craig A. Schutt	163.06	162	+1.06
TC Callahan	142.70	134	+8.70	Anthony C. Eigenberg	167.03	166	+1.03
Bob Cherry	141.46	133	+8.46	Stephan L. Johnston	123.00	122	+1.00
Dick Rich	154.47	146	+8.47	Michael J. Nowak	172.62	172	+0.62
Eric R. Zikmund	181.45	173	+8.45	Trenton J. Temme	139.38	139	+0.38
Johnny L. Nikkila	166.10	158	+8.10	Jeremy D. Smith	99.24	99	+0.24
Mike Haws	154.92	147	+7.92	Andrew J. Becker	162.19	162	+0.19
Gary Guetrauze	127.67	120	+7.67	Andrew J. Kennedy	128.83	129	-0.17
Michael G. Marcellus	171.57	164	+7.57	Matt Spotanski	126.67	127	-0.33
Carter R. Hollis	203.39	196	+7.39	Jason O. Pedersen	166.28	167	-0.72
Dalton L. Hollander	169.31	162	+7.31	Randy Lofquist	108.28	109	-0.72
Ivan D. Stones	171.22	164	+7.22	Todd M. Mathews	207.26	208	-0.74
Brian A. Stones	184.06	177	+7.06	Nick J. Stockton	159.71	161	-1.29
Matt Kearney	159.04	152	+7.04	Sean A. McBride	142.43	144	-1.57
Bryan A. Schirmer	206.81	200	+6.81	Tyler J. White	143.23	145	-1.77
Gordon E. Thiessen	208.39	203	+5.39	Randy J. Bauer	189.19	191	-1.81
Jerred J. Johnson	197.40	192	+5.40	Larry L. Harrington	174.05	176	-1.95
Randall E. Purdy	162.30	157	+5.30	Ivan K. Bombeck	131.82	134	-2.18
Greg A. Pettit	186.73	182	+4.73	Jeff Mauler	146.25	149	-2.75

Service 2020-21

Thursday 6:30 pm

Big Apple Fun Center

Most Pins Over Average

Name	----Old----		Old				---Average Change---				Weekly Over Avg
	Pins	Games	Avg	-1-	-2-	-3-	Total	New - Old	---> +/-	Series Avg +/-	
Devon L. Smith	8977	51	176	263	259	196	718	179.54	- 176.02	= 3.52	718 - 528=190
Gary Guetrauze	4061	33	123	184	147	204	535	127.67	- 123.06	= 4.61	535 - 369=166
Kevin J. Schroeder	9830	54	182	224	218	248	690	184.56	- 182.04	= 2.52	690 - 546=144
Tab A. Eastberg	10500	57	184	257	171	233	661	186.02	- 184.21	= 1.81	661 - 552=109
Ivan D. Stones	9664	57	169	257	181	171	609	171.22	- 169.54	= 1.67	609 - 507=102
Mike Brown	9404	54	174	191	215	210	616	175.79	- 174.15	= 1.64	616 - 522=94
Randall E. Purdy	8191	51	160	193	190	190	573	162.30	- 160.61	= 1.69	573 - 480=93
Jeff Sulzle	6177	43	143	176	162	167	505	145.26	- 143.65	= 1.61	505 - 429=76
Donn Loy	1065	6	bk170	225	193	167	585	183.33	- 177.50	= 5.83	585 - 510=75
Gordon E. Thiessen	9937	48	207	247	237	207	691	208.39	- 207.02	= 1.37	691 - 621=70
Jerry L. Fisher	5791	42	137	128	151	178	457	138.84	- 137.88	= 0.96	457 - 411=46
Andrew J. Becker	7257	45	161	183	181	164	528	162.19	- 161.27	= 0.92	528 - 483=45
Matt Kearney	8549	54	158	105	177	234	516	159.04	- 158.31	= 0.72	516 - 474=42
Bob Cherry	7179	51	140	163	165	132	460	141.46	- 140.76	= 0.70	460 - 420=40
Greg A. Pettit	10608	57	186	180	225	191	596	186.73	- 186.11	= 0.63	596 - 558=38
Jeremy D. Sklenar	9999	51	196	225	211	188	624	196.72	- 196.06	= 0.66	624 - 588=36
Larry K. Giddings	6025	36	167	202	147	186	535	168.21	- 167.36	= 0.84	535 - 501=34
Chris L. Stapleton	7779	48	162	181	173	165	519	162.71	- 162.06	= 0.64	519 - 486=33
Brian A. Stones	8255	45	183	219	180	181	580	184.06	- 183.44	= 0.62	580 - 549=31
Gary D. Hatcher	3723	21	177	214	188	157	559	178.42	- 177.29	= 1.13	559 - 531=28
Ivan K. Bombeck	7489	57	131	164	166	90	420	131.82	- 131.39	= 0.43	420 - 393=27
Mike Haws	5553	36	154	203	123	163	489	154.92	- 154.25	= 0.67	489 - 462=27
Dustin W. Graham	12263	57	215	216	258	195	669	215.53	- 215.14	= 0.39	669 - 645=24
Kenny Stryker	8508	51	166	134	173	214	521	167.20	- 166.82	= 0.38	521 - 498=23
Michael C. Gruber	8608	54	159	125	162	213	500	159.79	- 159.41	= 0.38	500 - 477=23
Nick Borgman	5513	27	204	197	220	215	632	204.83	- 204.19	= 0.65	632 - 612=20
Dick Rich	8788	57	154	163	156	161	480	154.47	- 154.18	= 0.29	480 - 462=18
Bryan A. Schirmer	9293	45	206	245	166	223	634	206.81	- 206.51	= 0.30	634 - 618=16
Craig A. Schutt	5372	33	162	122	189	187	498	163.06	- 162.79	= 0.27	498 - 486=12
Jason K. Schievelbein	6752	45	150	183	157	121	461	150.27	- 150.04	= 0.23	461 - 450=11
TC Callahan	7269	51	142	133	164	140	437	142.70	- 142.53	= 0.17	437 - 426=11
Chuck M. Brisbin	9530	45	211	266	222	153	641	211.90	- 211.78	= 0.12	641 - 633=8
Stephan L. Johnston	6268	51	122	104	121	149	374	123.00	- 122.90	= 0.10	374 - 366=8
Richard L. Lopez	7958	51	156	112	191	173	476	156.19	- 156.04	= 0.15	476 - 468=8
Todd L. Cline	9166	48	190	159	207	211	577	191.04	- 190.96	= 0.08	577 - 570=7
Scott G. Frauen	6389	45	141	114	154	160	428	142.02	- 141.98	= 0.04	428 - 423=5
Bruce A. Hatcher	11471	57	201	226	178	202	606	201.28	- 201.25	= 0.04	606 - 603=3
Brent A. Bayne	9967	57	174	190	164	169	523	174.83	- 174.86	= -0.03	523 - 522=1

Service 2020-21

Name	----Old----		Old					---Average Change---			Weekly Over Avg
	Pins	Games	Avg	-1-	-2-	-3-	Total	New - Old	---> +/-	Series Avg +/-	
Brian A. Stockman	6646	54	123	127	138	96	361	122.93	- 123.07	= -0.14	361 - 369=-8
Johnny L. Nikkila	9480	57	166	165	160	161	486	166.10	- 166.32	= -0.22	486 - 498=-12
Bobby Turner Jr	9268	51	181	181	191	159	531	181.46	- 181.73	= -0.26	531 - 543=-12
Kirk E. Kossman	7113	45	158	147	144	169	460	157.77	- 158.07	= -0.30	460 - 474=-14
Josh A. Garrelts	9904	54	183	173	193	168	534	183.12	- 183.41	= -0.28	534 - 549=-15
Jason O. Pedersen	8497	51	166	158	198	126	482	166.28	- 166.61	= -0.33	482 - 498=-16
Tyler J. White	3884	27	143	168	133	112	413	143.23	- 143.85	= -0.62	413 - 429=-16
Pat Garrelts	10511	57	184	165	163	206	534	184.08	- 184.40	= -0.32	534 - 552=-18
Mark A. Yonkers	10014	54	185	193	194	149	536	185.09	- 185.44	= -0.36	536 - 555=-19
Jeff Rodriguez	3873	27	143	152	146	110	408	142.70	- 143.44	= -0.74	408 - 429=-21
Dirk C. Yonkers	9583	54	177	187	153	167	507	177.02	- 177.46	= -0.45	507 - 531=-24
Sean A. McBride	3868	27	143	145	112	148	405	142.43	- 143.26	= -0.83	405 - 429=-24
Andrew J. Kennedy	2729	21	129	138	119	106	363	128.83	- 129.95	= -1.12	363 - 387=-24
Jason D. McCaslin	6791	51	133	123	116	131	370	132.61	- 133.16	= -0.55	370 - 399=-29
Jerred J. Johnson	8324	42	198	213	173	173	559	197.40	- 198.19	= -0.79	559 - 594=-35
Ariel H. Weber	6211	54	115	80	121	102	303	114.28	- 115.02	= -0.74	303 - 345=-42
Larry L. Harrington	9965	57	174	150	158	170	478	174.05	- 174.82	= -0.77	478 - 522=-44
Jason T. White	10364	51	203	223	181	158	562	202.33	- 203.22	= -0.88	562 - 609=-47
Todd M. Mathews	5022	24	209	155	227	192	574	207.26	- 209.25	= -1.99	574 - 627=-53
Randy J. Bauer	6307	33	191	148	181	175	504	189.19	- 191.12	= -1.93	504 - 573=-69
Aries W. Journey	8859	57	155	136	121	132	389	154.13	- 155.42	= -1.29	389 - 465=-76
Collin J. Wortman	1582	12	131	80	101	105	286	124.53	- 131.83	= -7.30	286 - 393=-107
Eric L. Behrendt	5901	30	196				0	196.70	- 196.70	= 0.00	
EJ Jackson	3787	27	140				0	140.26	- 140.26	= 0.00	
Darrin W. Karsten	6820	39	174				0	174.87	- 174.87	= 0.00	
Greg Fuestman	8780	51	172				0	172.16	- 172.16	= 0.00	
Jeremy D. Smith	2084	21	99				0	99.24	- 99.24	= 0.00	
Tom McLeod	6867	39	176				0	176.08	- 176.08	= 0.00	
Jared J. Samuelson	8701	45	193	167	176	a178	521	192.43	- 193.36	= -0.93	
Danny Jeffryes	417	3	bk170				0	139.00	- 139.00	= 0.00	
Randal W. Spangler	9342	54	173	211	164	a158	533	173.52	- 173.00	= 0.52	
Nick J. Stockton	3833	24	159				0	159.71	- 159.71	= 0.00	
Steve Graham	832	6	138				0	138.67	- 138.67	= 0.00	
Tom Richmond	571	3	bk194				0	190.33	- 190.33	= 0.00	
Carter R. Hollis	11606	57	203	178	216	a188	582	203.39	- 203.61	= -0.22	
Vincent T. Mulroney	8861	54	164				0	164.09	- 164.09	= 0.00	
Eric R. Zikmund	9763	54	180	205	193	a165	563	181.45	- 180.80	= 0.65	
Bill Kirkland	904	6	bk144				0	150.67	- 150.67	= 0.00	
Scott A. Orcutt	3533	18	196				0	196.28	- 196.28	= 0.00	
Jerry Schmitz	592	3	bk189				0	197.33	- 197.33	= 0.00	
Trenton J. Temme	2927	21	139				0	139.38	- 139.38	= 0.00	

Service 2020-21

Name	-----Old-----		Old					---Average Change---			Weekly Over Avg
	Pins	Games	Avg	-1-	-2-	-3-	Total	New - Old	----> +/-	Series Avg +/-	
Jeff Mauler	7020	48	146				0	146.25	- 146.25	= 0.00	
Bob Stevens	893	6	bk161				0	148.83	- 148.83	= 0.00	
John L. Krotz	2288	12	190				0	190.67	- 190.67	= 0.00	
Doug Houtz	10002	57	175	201	i151	a160	512	175.91	- 175.47	= 0.44	
James M. Crown	374	3	bk144				0	124.67	- 124.67	= 0.00	
Adam C. Bayne	4244	24	176				0	176.83	- 176.83	= 0.00	
Michael G. Marcellus	9264	54	171	169	175	a156	500	171.57	- 171.56	= 0.02	
Dalton L. Hollander	9611	57	168	203	175	a153	531	169.31	- 168.61	= 0.69	
Jason S. Feddersen	2091	12	174				0	174.25	- 174.25	= 0.00	
Nick Kidd	1603	9	178				0	178.11	- 178.11	= 0.00	
Chris Lopez	8985	57	157				0	157.63	- 157.63	= 0.00	
Mike J. Johnson	8576	48	178				0	178.67	- 178.67	= 0.00	
Brent E. Hollis	1234	9	137				0	137.11	- 137.11	= 0.00	
Joey Henke	689	6	114				0	114.83	- 114.83	= 0.00	
Kelly R. McFadden	2101	12	175				0	175.08	- 175.08	= 0.00	
Spencer L. Kuhl	3203	24	133				0	133.46	- 133.46	= 0.00	
Randy Lofquist	3898	36	108				0	108.28	- 108.28	= 0.00	
Jarod D. Zikmund	517	3	172				0	172.33	- 172.33	= 0.00	
Jason A. Kennedy	1854	12	154				0	154.50	- 154.50	= 0.00	
Matt Spotanski	4180	33	126				0	126.67	- 126.67	= 0.00	
Jamie D. McCoy	1699	12	141				0	141.58	- 141.58	= 0.00	
Jeff A. Fruhling	1649	9	183				0	183.22	- 183.22	= 0.00	
Doug Giles	475	3	bk168				0	158.33	- 158.33	= 0.00	
Conan R. Gifford	399	3	133				0	133.00	- 133.00	= 0.00	
Kevin M. Lawn	7471	45	166	138	191	a151	480	165.96	- 166.02	= -0.06	
Anthony C. Eigenberg	5997	36	166	177	173	a151	501	167.03	- 166.58	= 0.44	
Bryan L. Hodges	1016	6	bk158				0	169.33	- 169.33	= 0.00	
Chris Stepp	438	3	146				0	146.00	- 146.00	= 0.00	
Justin R. Swanek	585	3	bk201				0	195.00	- 195.00	= 0.00	
Michael J. Nowak	3625	21	172				0	172.62	- 172.62	= 0.00	
Cody L. Foster	536	3	178				0	178.67	- 178.67	= 0.00	
Jacob A. Garrelts	503	3	167				0	167.67	- 167.67	= 0.00	
Daniel R. Harris	571	3	190				0	190.33	- 190.33	= 0.00	
Josh K. Krolkowski	580	3	bk174				0	193.33	- 193.33	= 0.00	
Dave Ash	497	3	165	169	224	a150	543	178.00	- 165.67	= 12.33	

Service 2020-21

Thursday 6:30 pm

Big Apple Fun Center

Alphabetic League Bowler Contact List

USBC							Bowling		
ID Number	Name	Avg	Gms	Phone	Phone	E-mail	Hand	Sex	
1494-1709	Dave Ash	178	5	(308)224-6141	(308)___-__		R	M	
1494-2657	Randy J. Bauer	189	36	(308)750-6212	(__)-__-__	randyb_99@hotmail.com	R	M	
1494-2463	Adam C. Bayne	176	24	(308)293-8409	(__)-__-__	daddybarnyard@gmail.com	R	M	
1494-2449	Brent A. Bayne	174	60	(308)240-0075	(__)-__-__	bbayne83@gmail.com	R	M	
1494-3148	Andrew J. Becker	162	48	(308)240-0256	(__)-__-__	a.becker1919@gmail.com	R	M	
6219-144	Eric L. Behrendt	196	30	(308)238-1908	(__)-__-__	eb.brushworks@gmail.com	R	M	
1494-38	Ivan K. Bombeck	131	60	(308)237-7689	(__)-__-__		L	M	
7914-30070	Nick Borgman	204	30	(402)910-5636	(__)-__-__		R	M	
1494-789	Chuck M. Brisbin	211	48	(308)234-4545	(308)440-2265	Husk300@gmail.com	R	M	
11-463941	Mike Brown	175	57	(308)233-7686	(__)-__-__		R	M	
1494-3086	TC Callahan	142	54	(308)233-1311	(__)-__-__		R	M	
1494-11	Bob Cherry	141	54	(308)470-1508	(__)-__-__		R	M	
1494-315	Todd L. Cline	191	51	(308)293-7645	(__)-__-__		R	M	
1513-966	James M. Crown	bk144	3	(308)530-6800	(__)-__-__		R	M	
1494-260	Tab A. Eastberg	186	60	(308)293-0559	(__)-__-__		R	M	
16-136521	Anthony C. Eigenberg	167	38	(402)460-7323	(__)-__-__	eigenbergac@loppers.unk.edu	R	M	
11-389086	Jason S. Feddersen	174	12	(308)627-8211	(__)-__-__	jfedmedia@gmail.com	R	M	
1494-72	Jerry L. Fisher	138	45	(308)293-3846	(__)-__-__		R	M	
1513-246	Cody L. Foster	178	3	(308)530-9728	(308)___-__	cf0320@hotmail.com	R	M	
1494-2367	Scott G. Frauen	142	48	(308)390-5205	(__)-__-__	hippishollow@live.msn	R	M	
1494-261	Jeff A. Fruhling	183	9	(308)627-7332	(__)-__-__	drfruman@hotmail.com	R	M	
1494-949	Greg Fuestman	172	51	(308)224-1500	(__)-__-__	gregfuestman@gmail.com	R	M	
6201-141	Jacob A. Garrelts	167	3	(308)224-7477	(308)440-1412	jacobgal6@gmail.com	R	M	
7914-36326	Josh A. Garrelts	183	57	(308)627-1953	(308)237-0451	joshg112@frontier.com	L	M	
1494-421	Pat Garrelts	184	60	(308)440-1412	(__)-__-__	patsplumbing@frontier.com	R	M	
1494-1258	Larry K. Giddings	168	39	(308)627-3247	(308)___-__	lkgiddings300@gmail.com	R	M	
1494-3221	Conan R. Gifford	133	3	(308)455-7948	(__)-__-__	conan1311@gmail.com	R	M	
1494-1810	Doug Giles	bk168	3	(308)627-5683	(__)-__-__	gman245@yahoo.com	R	M	
1494-2616	Dustin W. Graham	215	60	(402)760-2000	(__)-__-__		R	M	
8966-5939	Steve Graham	138	6	(402)760-0143	(__)-__-__	ainskaw@hotmail.com	L	M	
9726-4249	Michael C. Gruber	159	57	(619)876-6943	(308)___-__	michaelcgruber@gmail.com	R	M	
1494-2329	Gary Guetrauze	127	36	(308)233-2009	(__)-__-__	guetrauze@gmail.com	R	M	
27580-14	Larry L. Harrington	174	60	(308)236-5902	(__)-__-__		R	M	
9726-4255	Daniel R. Harris	190	3	(308)___-__	(308)240-2200	brynleeray2014@gmail.com	R	M	
1486-2240	Bruce A. Hatcher	201	60	(308)627-7379	(__)-__-__	brucehatcher@charter.net	R	M	
1494-256	Gary D. Hatcher	178	24	(308)238-3914	(__)-__-__	gary.hatcher@charter.net	R	M	
9726-4197	Mike Haws	154	39	(308)233-7692	(__)-__-__	michael.haws24@gmail.com	R	M	
9726-4250	Joey Henke	114	6	(308)240-0560	(__)-__-__	kingjoe555@hotmail.com	R	M	
1494-2652	Bryan L. Hodges	bk158	6	(308)440-6689	(__)-__-__	buffalo_designs@yahoo.com	R	M	
11-388265	Dalton L. Hollander	169	59	(308)627-0055	(__)-__-__	dalhollander@gmail.com	R	M	
9726-4115	Brent E. Hollis	137	9	(308)627-7532	(__)-__-__		R	M	
11-536044	Carter R. Hollis	203	59	(308)293-3437	(__)-__-__	onekoolmustang@aol.com	R	M	
1494-649	Doug Houtz	175	58	(308)224-1698	(__)-__-__	writetodoug@yahoo.com	R	M	
1494-2230	EJ Jackson	140	27	(308)293-5667	(__)-__-__		L	M	
1468-58	Danny Jeffryes	bk170	3	(402)276-2715	(__)-__-__	djeffryes52@gmail.com	R	M	
1494-2364	Jerred J. Johnson	197	45	(308)440-1200	(308)___-__	jlliv2hunt@hotmail.com	R	M	
1494-3060	Mike J. Johnson	178	48	(308)293-9595	(__)-__-__	crazeyer@gmail.com	R	M	
9726-4235	Stephan L. Johnston	123	54	(308)293-4728	(__)-__-__	stephanj1616@gmail.com	R	M	
11-750023	Aries W. Journey	154	60	(308)224-9045	(__)-__-__	arieswjourney1@gmail.com	R	M	
1494-1613	Darrin W. Karsten	174	39	(308)627-4799	(__)-__-__	dwkarsten@aol.com	R	M	
1494-3135	Matt Kearney	159	57	(308)440-5368	(308)325-4320	thomasmatthewkearney@gmail.com	R	M	
9726-4222	Andrew J. Kennedy	128	24	(308)930-0221	(__)-__-__	akennedy5445@gmail.com	R	M	
1494-1763	Jason A. Kennedy	154	12	(402)469-5098	(__)-__-__		R	M	

USBC							Bowling	
ID Number	Name	Avg	Gms	Phone	Phone	E-mail	Hand	Sex
1489-496	Nick Kidd	178	9	(308)627-6139	() -	nickkidd79@gmail.com	R	M
1494-1989	Bill Kirkland	bk144	6	(308)233-4253	() -	kirklandsiding@charter.net	R	M
1494-352	Kirk E. Kossman	157	48	(308)440-5461	() -	goosehunter1226@yahoo.com	R	M
1494-2696	Josh K. Krolkowski	bk174	3	(308)440-1536	() -	joshkrolkowski@gmail.com	R	M
1494-2625	John L. Krotz	190	12	(308)440-9799	() -	jlkrotz@yahoo.com	R	M
9726-4251	Spencer L. Kuhl	133	24	(308)236-5748	(308) -	slkuhl@hotmail.com	R	M
1494-143	Kevin M. Lawn	165	47	(308)293-3968	() -		R	M
9726-4252	Randy Lofquist	108	36	(308) -	(308) -	dynamicrides@hotmail.com	R	M
1494-2660	Chris Lopez	157	57	(308)293-4589	() -	marriedlopezman_0@hotmail.com	R	M
1494-252	Richard L. Lopez	156	54	(308)293-3289	(308)237-3804	riopz51@gmail.com	R	M
10-1822254	Donn Loy	183	9	(308)920-1203	() -	donnloy@mac.com	R	M
11-520037	Michael G. Marcellus	171	56	(308)830-1967	() -	michael.gordon-marcellus@hotmail.com	R	M
1494-1323	Todd M. Mathews	207	27	(308)293-5684	() -		R	M
1494-2382	Jeff Mauler	146	48	(308)440-7021	() -	jeff_mauler@yahoo.com	R	M
9726-4200	Sean A. McBride	142	30	(308)224-8576	() -		R	M
8793-1511	Jason D. McCaslin	132	54	(308)240-0614	() -	bbgmccaslin@gmail.com	R	M
1494-2996	Jamie D. McCoy	141	12	(308)455-7678	() -	mccoyjamie464@gmail.com	R	M
6219-307	Kelly R. McFadden	175	12	(308)293-7045	() -	kelly.mcfadden@yahoo.com	R	M
1494-2556	Tom McLeod	176	39	(308)440-2091	() -	tmcleod221@gmail.com	R	M
1494-2192	Vincent T. Mulrone	164	54	(308)440-1256	(308)440-2609	vinnie4580@gmail.com	R	M
1494-182	Johnny L. Nikkila	166	60	(308)440-1331	() -	jln.mkn@charter.net	R	M
18-47737	Michael J. Nowak	172	21	(402)690-4666	(308) -	mike132304@yahoo.com	R	M
1494-2481	Scott A. Orcutt	196	18	(308)293-4437	() -	scott.a.orcutt@gmail.com	R	M
8193-35541	Jason O. Pedersen	166	54	(480)216-0233	() -	japed97@gmail.com	R	M
6201-149	Greg A. Pettit	186	60	(308)224-0475	() -	gpettit90@gmail.com	R	M
1494-2728	Randall E. Purdy	162	54	(308)627-5803	() -	repurdy@gmail.com	R	M
1494-268	Dick Rich	154	60	(308)234-3486	() -		L	M
1494-1207	Tom Richmond	bk194	3	(308)293-5430	() -	thmsrchrmd@gmail.com	R	M
1494-3077	Jeff Rodriguez	142	30	(308)930-7882	() -		R	M
6201-21	Jared J. Samuelson	192	47	(308)233-1018	() -	samuelsonjj@gmail.com	R	M
1494-2713	Jason K. Schievelbein	150	48	(308)224-0117	() -	jasonschievelbein@gmail.com	R	M
1490-329	Bryan A. Schirmer	206	48	(308)520-0388	() -		R	M
1494-85	Jerry Schmitz	bk189	3	(308)233-1948	() -		R	M
1494-2553	Kevin J. Schroeder	184	57	(308)627-5064	() -	kschroeder21@hotmail.com	R	M
1494-3217	Craig A. Schutt	163	36	(308)216-0911	() -		R	M
6219-124	Jeremy D. Sklenar	196	54	(308)627-5735	() -	jdsklenar@hotmail.com	R	M
6201-129	Devon L. Smith	179	54	(308)440-7744	() -	devons99@gmail.com	L	M
9726-4198	Jeremy D. Smith	99	21	(308)293-3083	() -	famous.jdave@yahoo.com	R	M
1494-113	Randal W. Spangler	173	56	(308)293-6648	() -	btrspangler@charter.net	R	M
18-1927	Matt Spotanski	126	33	(308)730-0556	() -	spotanskimj@hotmail.com	R	M
1494-452	Chris L. Stapleton	162	51	(308)293-5587	() -		R	M
8966-4246	Chris Stepp	146	3	(308)391-2619	() -	cover.n.paint@gmail.com	R	M
1494-303	Bob Stevens	bk161	6	(308)440-4005	() -	roberthuskers@gmail.com	R	M
1494-3233	Brian A. Stockman	122	57	(308)293-5943	() -	stocky71833@yahoo.com	R	M
1494-2685	Nick J. Stockton	159	24	(308)760-3835	() -	stocky2002@yahoo.com	R	M
1494-2362	Brian A. Stones	184	48	(308)238-8010	() -	stonesb21@hotmail.com	R	M
1494-6	Ivan D. Stones	171	60	(308)234-4231	(308)440-3258	stonivad@charter.net	R	M
1494-7	Kenny Stryker	167	54	(308)234-3945	() -		R	M
1494-2997	Jeff Sulzle	145	46	(308)293-4307	(308)233-9465	jssulzl@live.com	R	M
1489-1082	Justin R. Swanek	bk201	3	(402)210-0537	() -	biggerj79@yahoo.com	R	M
11-750022	Trenton J. Temme	139	21	(308)440-7626	() -	temmet2004@gmail.com	R	M
5900-6259	Gordon E. Thiessen	208	51	(402)628-0196	() -	gordonthiessen@gmail.com	R	M
1494-87	Bobby Turner Jr	181	54	(308)440-1799	() -	jkrt47@gmail.com	R	M
9726-4244	Ariel H. Weber	114	57	(763)415-4944	() -	rel6789@yahoo.com	R	M
1486-5074	Jason T. White	202	54	(308)383-4661	() -		R	M
1494-2814	Tyler J. White	143	30	(308)440-3393	() -	tylerwhite_21@hotmail.com	R	M
1494-3189	Collin J. Wortman	124	15	(308)340-6619	() -	wolfgangwortman81@gmail.com	R	M
1494-3143	Dirk C. Yonkers	177	57	(308)293-4147	() -	peeb4147@gmail.com	R	M

Service 2020-21

USBC							Bowling	
ID Number	Name	Avg	Gms	Phone	Phone	E-mail	Hand	Sex
1494-1898	Mark A. Yonkers	185	57	(308)440-6006	()_-__		R	M
1494-2816	Eric R. Zikmund	181	56	(308)293-1744	()_-__	littleswan@aol.com	R	M
6201-122	Jarod D. Zikmund	172	3	(308)___-__	(308)___-__		R	M

Service 2020-21

Big Apple Fun Center

This report is for scores bowled February 11 which is Week 20 of 32

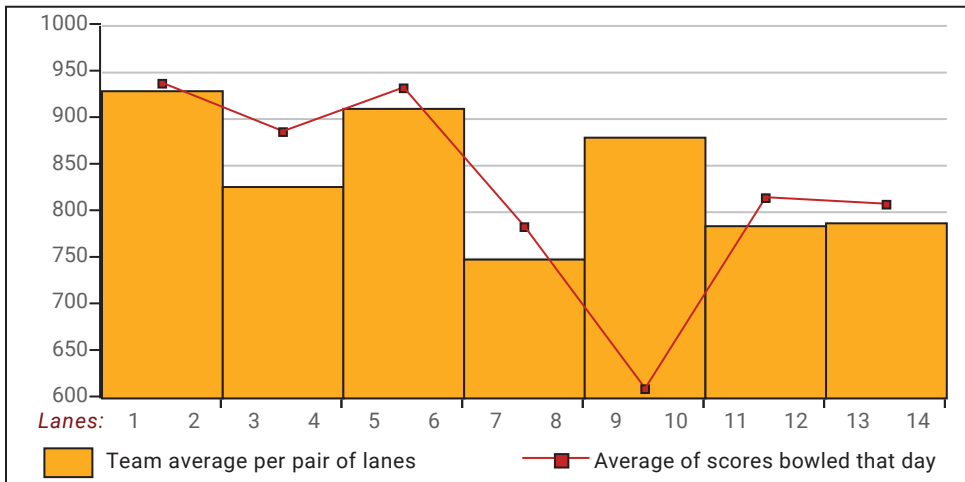
This Week's Statistics: Lefties vs Righties

Unless designated left handed, bowlers are considered right handed.

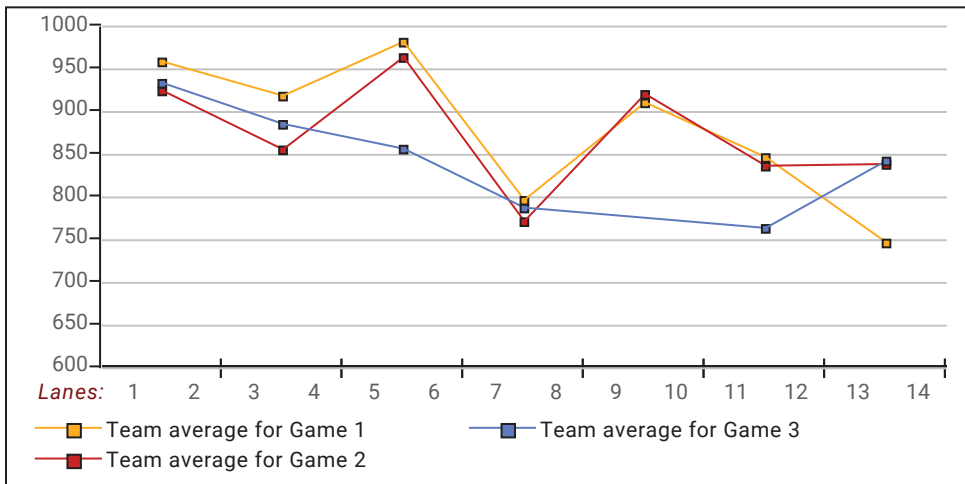
	Over All	Right	Left
How many people bowled	70	66	4
Number of games bowled	199	187	12
Actual average of week's scores	173.23	172.84	179.33
How many games above average	115	106	9
How many games below average	82	79	3
Pins above/below average per game	5.82	5.02	18.33
How many people raised average	44	41	3
by this amount	1.22	1.21	1.41
How many people went down	26	25	1
by this amount	-0.90	-0.93	-0.28
League average before bowling	168.27	168.70	161.25
League average after bowling	168.71	169.10	162.24
Change in league average	0.43	0.40	0.99
800s	--	--	--
775s	--	--	--
750s	--	--	--
725s	--	--	--
700s	1	--	1
675s	2	2	--
650s	2	2	--
625s	3	3	--
600s	4	4	--
575s	5	5	--
550s	6	6	--
525s	10	9	1
500s	12	12	--
475s	8	7	1
450s	4	4	--
425s	2	2	--
400s	4	3	1
below 400	7	7	--
300s	--	--	--
275s	--	--	--
250s	6	4	2
225s	11	11	--
200s	30	30	--
175s	47	45	2
150s	56	49	7
125s	25	25	--
100s	20	20	--
below 100	4	3	1

This report is for scores bowled February 11 which is Week 20 of 32

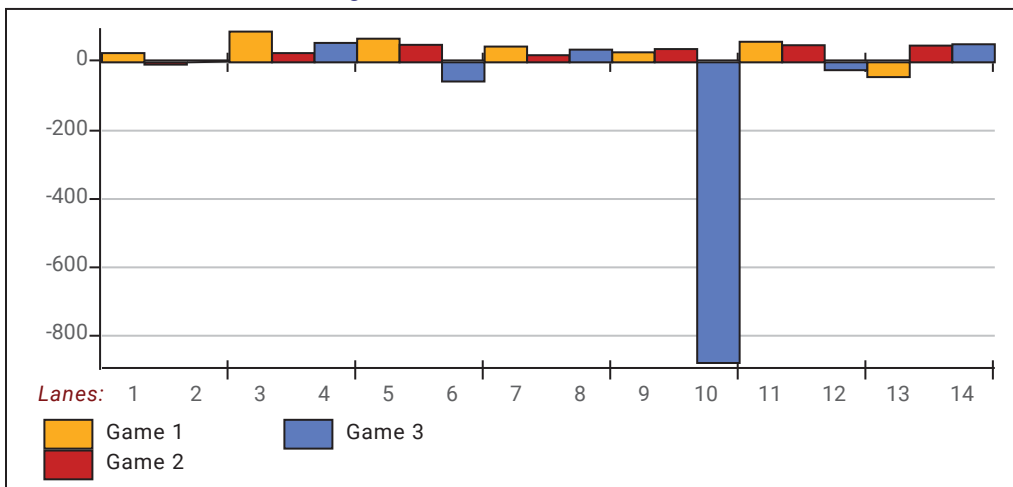
Team Average vs Avg of Scores



Average of Scores for Each Game

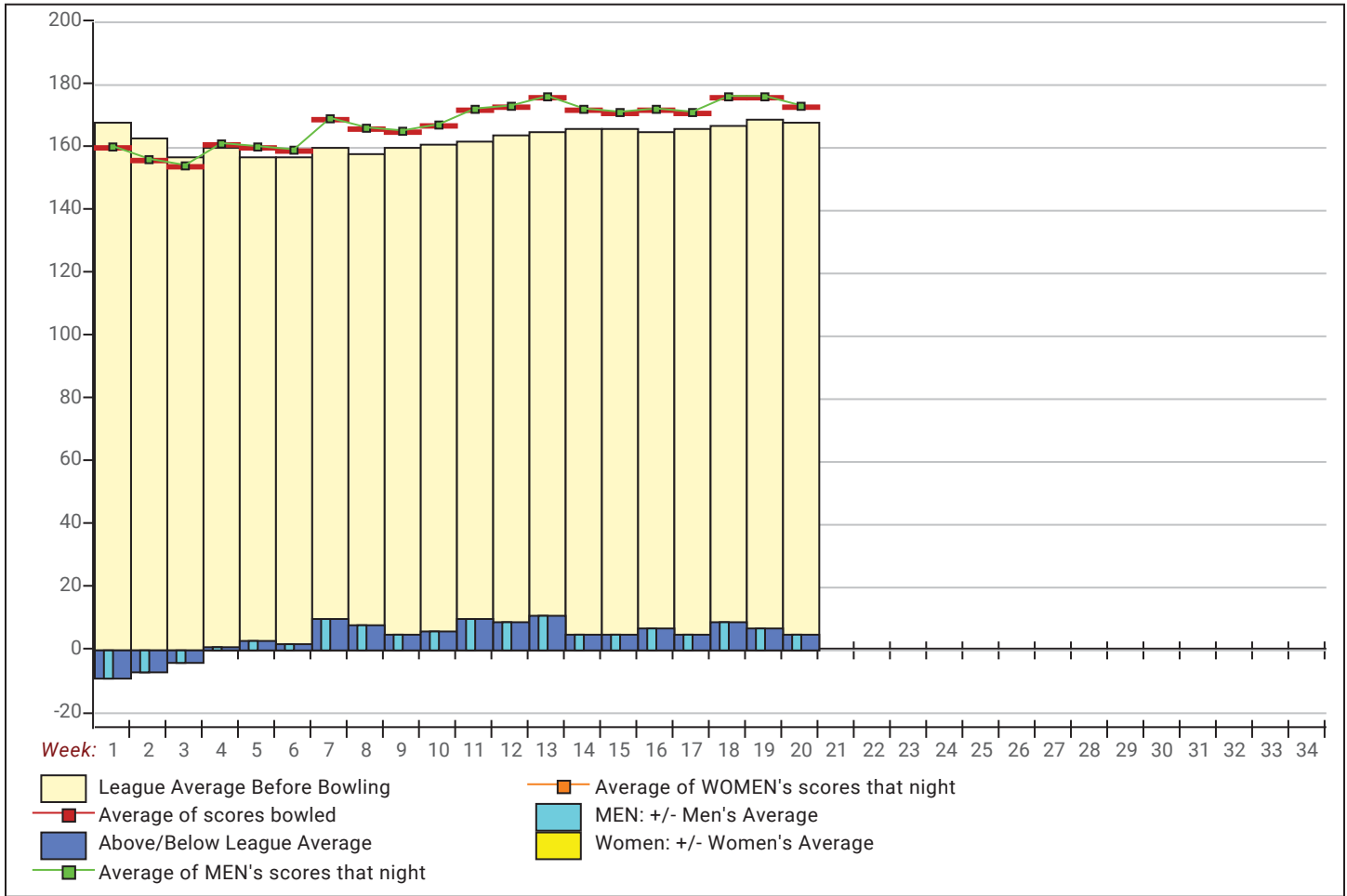


Amount Over/Under Team Average



This report is for scores bowled February 11 which is Week 20 of 32

League Average Week-by-Week



League Average Statistics for Last Week

	League	Right Hand	Left Hand
League Average Before Bowling	168.27	168.70	161.25
Average of scores bowled that night	173.23	172.84	179.33
New League Average After Bowling	168.71	169.10	162.24
Change in League Average	.43	.40	.99
People Who Bowled Over Average	44	41	3
People Who Bowled Under Average	26	25	1
Average Amount of Series Over Avg	72.36	71.93	78.33
Average Amount of Series Under Avg	-10.19	-10.00	-15.00
Difference Avg, NiteAvg	5.82	5.02	18.33
Number of Bowlers	70	66	4
Number of Games Bowled	199	187	12
People Who Raised Their Average	44	41	3
Raised By an Average of This Amount	1.22	1.21	1.41
People Who Lowered Their Average	26	25	1
Lowered By an Average of This Amou	-.90	-.93	-.28
Number of Games Bowled Over Avera	115	106	9
Number of Games Bowled Under Avera	82	79	3

Note: Averages are based only on people who bowled.

Service 2020-21

Thursday 6:30 pm

Big Apple Fun Center

Lanes 1 - 14

If you have questions, please contact

Gary Hatcher (308)238-3914 PO Box 594, Gibbon, NE 68840
Send E-mail to: gary.hatcher@charter.net

Note: This report includes information through February 11 which is Week 20 of 32

Awards Earned This Week

Name	USBC ID Number	Award Average	Award Games	G1	G2	G3	Series	Award Score	Award Received
Chuck M. Brisbin	1494-789 USBC	211	45	266	222	153	641	266	250 Game (Local Assoc. Awards)
Micheal L. Brown	11-463941 USBC	174	54	191	215	210	616	616	600 Series (Local Assoc. Awards)
Tab A. Eastberg	1494-260 USBC	184	57	257	171	233	661	257	250 Game (Local Assoc. Awards)
	1494-260 USBC	184	57	257	171	233	661	233	225 Game (Local Assoc. Awards)
Jerry L. Fisher	1494-72 USBC	137	42	128	151	178	457	178	175 Game (Local Assoc. Awards)
Dustin W. Graham	1494-2616 USBC	215	57	216	258	195	669	258	250 Game (Local Assoc. Awards)
Michael C. Gruber	9726-4249 USBC	159	54	125	162	213	500	213	200 Game (Local Assoc. Awards)
Gary Guetrauze	1494-2329 USBC	123	33	184	147	204	535	535	500 Series (Local Assoc. Awards)
	1494-2329 USBC	123	33	184	147	204	535	535	140 Pins Over Average (Local Assoc. Awards)
	1494-2329 USBC	123	33	184	147	204	535	184	175 Game (Local Assoc. Awards)
	1494-2329 USBC	123	33	184	147	204	535	204	200 Game (Local Assoc. Awards)
	1494-2329 USBC	123	33	184	147	204	535	204	75 Pins Over Average (Local Assoc. Awards)
Michael B. Haws	9726-4197 USBC	154	36	203	123	163	489	203	200 Game (Local Assoc. Awards)
Thomas M. Kearney	1494-3135 USBC	158	54	105	177	234	516	234	75 Pins Over Average (Local Assoc. Awards)
	1494-3135 USBC	158	54	105	177	234	516	234	225 Game (Local Assoc. Awards)
Donn Loy	10-1822254 USBC	170	72	225	193	167	585	225	225 Game (Local Assoc. Awards)
Jason O. Pedersen	8193-35541 USBC	166		158	198	126	482	198	Clean Game (199 Average or Les (Local Ass
Greg A. Pettit	6201-149 USBC	186	57	180	225	191	596	225	225 Game (Local Assoc. Awards)
Kevin J. Schroeder	1494-2553 USBC	182	54	224	218	248	690	690	140 Pins Over Average (Local Assoc. Awards)
	1494-2553 USBC	182	54	224	218	248	690	248	225 Game (Local Assoc. Awards)
Devon L. Smith	6201-129 USBC	176	51	263	259	196	718	718	700 Series (Local Assoc. Awards)
	6201-129 USBC	176	51	263	259	196	718	718	140 Pins Over Average (Local Assoc. Awards)
	6201-129 USBC	176	51	263	259	196	718	263	250 Game (Local Assoc. Awards)
	6201-129 USBC	176	51	263	259	196	718	263	75 Pins Over Average (Local Assoc. Awards)
	6201-129 USBC	176	51	263	259	196	718	259	75 Pins Over Average (Local Assoc. Awards)
	6201-129 USBC	176	51	263	259	196	718	259	250 Game (Local Assoc. Awards)
Ivan D. Stones	1494-6 USBC	169	57	257	181	171	609	609	600 Series (Local Assoc. Awards)
	1494-6 USBC	169	57	257	181	171	609	257	250 Game (Local Assoc. Awards)
	1494-6 USBC	169	57	257	181	171	609	257	75 Pins Over Average (Local Assoc. Awards)
	1494-6 USBC	169		257	181	171	609	257	Clean Game (199 Average or Les (Local Ass
Kenneth L. Stryker	1494-7 USBC	166		134	173	214	521	214	Clean Game (199 Average or Les (Local Ass
Jeffrey S. Sulzle	1494-2997 USBC	143	43	176	162	167	505	505	500 Series (Local Assoc. Awards)

Press Release -- 2/17/2021

2/11/2021 Week 20 of 32

Service 2020-21

Thursday 6:30 pm

Big Apple Fun Center

Lanes 1 - 14

Team Standings

Place	Team Name	Avg p/gm	Points Won	Points Lost	Year-To-Date WON	Y-T-D LOST
1	Pat's Plumbing Service	899	254	146	462	338
2	Walter's Electric	869	240	160	472 ½	327 ½
3	Graham Transportation	924	229	171	423 ½	376 ½
4	Lucky Duck	941	227 ½	172 ½	369 ½	430 ½
5	Belschners	773	218	182	430	370
6	Britney Spares	794	201 ½	198 ½	392	408
7	Coors Light/Turner Body Shop	889	201	199	402 ½	397 ½
8	Impact Bowlers	864	200 ½	199 ½	416	384
9	Northgate Veterinary Clinic	860	187 ½	212 ½	431	369
10	Detail Beyond	711	184 ½	215 ½	419	381
11	Big Apple	897	183	217	335 ½	464 ½
12	O'Brien-Straatmann-Redinger	712	168	232	366	434
13	Sentinels	702	160	240	325	475
14	Bone Yard	871	145 ½	254 ½	355 ½	444 ½

*** Although not shown, standings are determined by points only for the current part

Last Week's Top Scores

Scratch Game		Scratch Series		Handicap Game		Handicap Series	
266	Chuck Brisbin	718	Devon Smith	300	Devon Smith	833	Devon Smith
263	Devon Smith	691	Gordon Thiessen	300	Ivan Stones	811	Gary Guetrauze
258	Dustin Graham	690	Kevin Schroeder	296	Gary Guetrauze	789	Kevin Schroeder
257	Ivan Stones	669	Dustin Graham	291	Matt Kearney	754	Tab Eastberg
257	Tab Eastberg	661	Tab Eastberg	288	Tab Eastberg	744	Ivan Stones
248	Kevin Schroeder	641	Chuck Brisbin	281	Kevin Schroeder	739	Mike Brown
247	Gordon Thiessen	634	Bryan Schirmer	274	Dave Ash	738	Randall Purdy
245	Bryan Schirmer	632	Nick Borgman	270	Chuck Brisbin	721	Jeff Sulzle
234	Matt Kearney	624	Jeremy Sklenar	270	Donn Loy	720	Donn Loy
227	Todd Mathews	616	Mike Brown	269	Michael Gruber	715	Gordon Thiessen

Service 2020-21

Thursday 6:30 pm

Big Apple Fun Center

Lanes 1 - 14

President: Chuck Brisbin Vice President: Bobby Turner Jr
Secretary/Treasurer: Gary Hatcher

Team Standings

Place	#	Team Name	Points Won	Points Lost	%Won	Pins + HDCP	Scratch Pins	Avg p/gm	Year-To-Date WON	Y-T-D LOST	Y-T-D % WON
1	10	Bone Yard	284½	115½	71.1	98971	81015	900	640	560	53.3
2	7	Graham Transportation	252½	147½	63.1	99416	85613	951	676	524	56.3
3	5	Pat's Plumbing Service	232½	167½	58.1	99955	81962	910	694½	505½	57.9
4	2	Lucky Duck	230½	169½	57.6	98219	85679	951	600	600	50.0
5	11	Britney Spares	223	177	55.8	99627	73519	816	615	585	51.3
6	3	Walter's Electric	216½	183½	54.1	98986	79044	878	689	511	57.4
7	1	Belschners	202	198	50.5	98798	70650	785	632	568	52.7
8	6	O'Brien-Straatmann-Redinger	184	216	46.0	98088	65655	729	550	650	45.8
9	9	Coors Light/Turner Body Shop	179½	220½	44.9	98133	80457	893	582	618	48.5
10	4	Big Apple	179½	220½	44.9	96041	80011	899	515	685	42.9
11	8	Northgate Veterinary Clinic	170	230	42.5	98949	78569	872	601	599	50.1
12	12	Impact Bowlers	150½	249½	37.6	97488	77332	868	566½	633½	47.2
13	13	Sentinels	150½	249½	37.6	96776	64065	711	475½	724½	39.6
14	14	Detail Beyond	144½	255½	36.1	97991	63766	708	563½	636½	47.0

Review of Last Week's Bowling.....

Lanes	Team Name	HDCP -1-	HDCP -2-	HDCP -3-	HDCP Total	Last Wk WON	Team Name	HDCP -1-	HDCP -2-	HDCP -3-	HDCP Total	Last Wk WON
1-2	Bone Yard	1182	1049	1063	3294	22	<---> Graham Transportatio	1144	993	1125	3262	18
3-4	Britney Spares	1063	1108	1115	3286	16	<---> Lucky Duck	1025	1177	1117	3319	24
5-6	Belschners	1011	1106	1028	3145	3	<---> Pat's Plumbing Servic	1124	1167	1232	3523	37
7-8	Walter's Electric	1091	1132	1077	3300	32	<---> Big Apple	1069	1114	1050	3233	8
9-10	O'Brien-Straatmann-R	1031	1034	1018	3083	16	<---> Coors Light/Turner Bo	1051	1055	1006	3112	24
11-12	Northgate Veterinary	1049	1079	1137	3265	26	<---> Sentinels	1029	1083	1043	3155	14
13-14	Detail Beyond	1136	1042	1103	3281	12½	<---> Impact Bowlers	1142	1141	1080	3363	27½

Lane Assignments

	1-2	3-4	5-6	7-8	9-10	11-12	13-14	
Wk31 04/29				3-10	5-8			Playoff Scores count
Wk32 05/06								Roll-Off

Last Week's Top Scores

Team Scratch Game	Team Scratch Series	Team Handicap Game	Team Handicap Series
1056 Pat's Plumbing Service	2995 Pat's Plumbing Service	1232 Pat's Plumbing Service	3523 Pat's Plumbing Ser
1053 Lucky Duck	2947 Lucky Duck	1182 Bone Yard	3363 Impact Bowlers
1036 Bone Yard	2899 Graham Transportation	1177 Lucky Duck	3319 Lucky Duck
1023 Graham Transportation	2856 Bone Yard	1144 Graham Transportation	3300 Walter's Electric
944 Impact Bowlers	2769 Impact Bowlers	1142 Impact Bowlers	3294 Bone Yard
941 Big Apple	2715 Walter's Electric	1137 Northgate Veterinary Clinic	3286 Britney Spares
937 Walter's Electric	2714 Big Apple	1136 Detail Beyond	3281 Detail Beyond
932 Northgate Veterinary Clinic	2650 Northgate Veterinary Clinic	1132 Walter's Electric	3265 Northgate Veterina
887 Coors Light/Turner Body S	2608 Coors Light/Turner Body S	1115 Britney Spares	3262 Graham Transport
870 Britney Spares	2551 Britney Spares	1114 Big Apple	3233 Big Apple
838 Belschners	2341 Belschners	1106 Belschners	3155 Sentinels
757 Detail Beyond	2144 Detail Beyond	1083 Sentinels	3145 Belschners
741 Sentinels	2129 Sentinels	1055 Coors Light/Turner Body S	3112 Coors Light/Turner
692 O'Brien-Straatmann-Reding	2057 O'Brien-Straatmann-Reding	1034 O'Brien-Straatmann-Reding	3083 O'Brien-Straatman

Last Week's Top Scores - Continued

<u>Scratch Game</u>		<u>Scratch Series</u>		<u>Handicap Game</u>		<u>Handicap Series</u>	
257	Todd Mathews	738	Todd Mathews	291	TC Callahan	753	Todd Mathews
248	Bruce Hatcher	678	Bruce Hatcher	290	Larry Giddings	752	Jeff Sulzle
247	Larry Giddings	677	Dustin Graham	286	Jeff Sulzle	751	TC Callahan
243	Doug Houtz	653	Carter Hollis	280	Doug Houtz	746	Doug Houtz
241	Tab Eastberg	645	Pat Garrelts	269	Chris Lopez	745	Chris Lopez
236	Mark Yonkers	643	Brian Stones	267	Tab Eastberg	738	Pat Garrelts
236	Dustin Graham	641	Tab Eastberg	265	Matt Kearney	733	Brian Stones
233	Pat Garrelts	635	Mark Yonkers	264	Pat Garrelts	727	Kirk Kossman
232	Randy Bauer	635	Doug Houtz	263	Mark Yonkers	722	Larry Giddings
232	Brian Stones	610	Nick Borgman	262	Todd Mathews	719	Tab Eastberg
				262	Kirk Kossman		
				262	Brian Stones		

Season High Scores

<u>Team Scratch Game</u>		<u>Team Scratch Series</u>		<u>Team Handicap Game</u>		<u>Team Handicap Series</u>	
1129	Lucky Duck	3241	Lucky Duck	1325	Bone Yard	3685	Pat's Plumbing Ser
1126	Graham Transportation	3230	Graham Transportation	1292	Big Apple	3641	Bone Yard
1107	Bone Yard	3128	Bone Yard	1289	Pat's Plumbing Service	3608	Graham Transport
1099	Big Apple	3004	Pat's Plumbing Service	1277	Detail Beyond	3601	Lucky Duck
1065	Pat's Plumbing Service	2998	Big Apple	1268	Belschners	3589	Britney Spares
1038	Coors Light/Turner Body S	2992	Coors Light/Turner Body S	1262	Britney Spares	3582	Walter's Electric
1034	Northgate Veterinary Clinic	2894	Walter's Electric	1252	Graham Transportation	3577	Big Apple
1028	Walter's Electric	2875	Impact Bowlers	1247	Sentinels	3556	Coors Light/Turner
1012	Britney Spares	2863	Northgate Veterinary Clinic	1245	Northgate Veterinary Clinic	3550	Belschners
998	Impact Bowlers	2839	Britney Spares	1244	Walter's Electric	3524	Detail Beyond
982	Belschners	2713	Belschners	1236	Coors Light/Turner Body S	3523	Impact Bowlers
885	Detail Beyond	2476	O'Brien-Straatmann-Reding	1230	Lucky Duck	3520	O'Brien-Straatman
864	O'Brien-Straatmann-Reding	2353	Sentinels	1226	Impact Bowlers	3508	Northgate Veterina
843	Sentinels	2291	Detail Beyond	1212	O'Brien-Straatmann-Reding	3412	Sentinels
<u>Scratch Game</u>		<u>Scratch Series</u>		<u>Handicap Game</u>		<u>Handicap Series</u>	
300	Carter Hollis	771	Carter Hollis	300	Todd Cline	861	Mike Brown
300	Mike Johnson	750	Todd Mathews	300	Darrin Karsten	842	Carter Hollis
289	Darrin Karsten	749	Chuck Brisbin	300	Johnny Nikkila	837	Bruce Hatcher
288	Randall Purdy	747	Dustin Graham	300	Bruce Hatcher	833	Devon Smith
287	Gordon Thiessen	740	Nick Borgman	300	Kirk Kossman	819	Brian Stones
279	Dustin Graham	718	Devon Smith	300	Randall Purdy	811	Gary Guetrauze
279	Nick Borgman	714	Jason White	300	Carter Hollis	808	Gary Hatcher
278	Jason White	712	Jared Samuelson	300	Mike Haws	805	Mike Johnson
276	Todd Mathews	710	Gordon Thiessen	300	Trenton Temme	799	Jared Samuelson
276	Chuck Brisbin	702	Eric Behrendt	300	Brian Stones	799	Jason McCaslin
				300	Michael Marcellus		
				300	Dalton Hollander		
				300	Devon Smith		
				300	Chris Lopez		
				300	Mike Johnson		
				300	Ivan Stones		
				300	Scott Frauen		
				300	Mike Brown		
				300	Kevin Lawn		

Team Rosters**1 - Belschners**

<u>Name</u>	<u>Avg</u>	<u>HDCP</u>	<u>Pins</u>	<u>Gms</u>	<u>Points Won</u>	<u>High Game</u>	<u>High Sers</u>	<u>HDCP Game</u>	<u>HDCP Sers</u>	<u>Most Improved Avg +/-</u>	<u>To Raise Avg +1</u>	<u>To Drop Avg -1</u>	<u>Weekly Over Avg Series Avg +/-</u>	
Jeremy Smith	99	116	2684	27	17.0	147	330	273	708	99	+0.41	316	285	
Scott Frauen	142	73	10260	72	50.0	226	541	300	771	131	+11.50	465	389	
Jerry Fisher	139	76	10438	75	49.0	190	481	267	719	129	+10.17	482	403	315 - 420=-105
EJ Jackson	139	76	5872	42	28.0	181	500	254	704	137	+2.81	428	382	450 - 417=33
Mike Haws	162	53	9253	57	39.0	246	609	300	792	147	+15.33	527	466	466 - 486=-20
Dirk Yonkers	177	38	15476	87	61.0	247	640	286	760	162	+15.89	544	453	475 - 534=-59
Mark Yonkers	189	26	15876	84	53.5	245	654	275	744	181	+8.00	654	566	635 - 564=71

2 - Lucky Duck

Name	Avg	HDCP	Pins	Gms	Points	High	High	HDCP	HDCP	Most Improved		To Raise	To Drop	Weekly Over Avg
					Won	Game	Sers	Game	Sers	Avg	+/-	Avg +1	Avg -1	Series Avg +/-
Tom McLeod	175	40	10006	57	39.0	234	586	278	750	175	+0.54	554	493	
Chuck Brisbin	210	5	14513	69	53.0	276	749	290	791	197	+13.33	679	606	
Darrin Karsten	184	31	12180	66	46.0	289	688	300	790	171	+13.55	585	515	546 - 552=-6
Larry Giddings	173	42	10421	60	39.5	247	596	295	741	165	+8.68	541	477	593 - 516=77
Randy Bauer	189	26	11383	60	36.0	258	662	282	763	191	-1.28	587	523	536 - 570=-34
Jerred Johnson	195	20	14053	72	41.5	258	691	281	744	192	+3.18	647	571	534 - 585=-51
Todd Mathews	213	2	8318	39	32.0	276	750	282	792	208	+5.28	670	627	738 - 630=108

3 - Walter's Electric

Name	Avg	HDCP	Pins	Gms	Points	High	High	HDCP	HDCP	Most Improved		To Raise	To Drop	Weekly Over Avg
					Won	Game	Sers	Game	Sers	Avg	+/-	Avg +1	Avg -1	Series Avg +/-
Andrew Becker	166	49	11961	72	42.0	212	579	264	735	162	+4.13	564	488	513 - 495=18
Randall Purdy	163	52	13254	81	52.5	288	656	300	774	157	+6.63	522	437	467 - 489=-22
Kevin Schroeder	183	32	15926	87	66.5	262	690	299	789	171	+12.06	634	543	511 - 549=-38
Adam Bayne	184	31	7762	42	32.5	249	645	288	771	174	+10.81	563	517	581 - 552=29
Brent Bayne	174	41	15219	87	66.5	225	595	267	736	172	+2.93	531	440	
Brian Stones	186	29	13413	72	58.0	257	662	300	819	177	+9.29	612	536	643 - 555=88

4 - Big Apple

Name	Avg	HDCP	Pins	Gms	Points	High	High	HDCP	HDCP	Most Improved		To Raise	To Drop	Weekly Over Avg
					Won	Game	Sers	Game	Sers	Avg	+/-	Avg +1	Avg -1	Series Avg +/-
Dalton Hollander	174	41	15551	89	54.5	258	604	300	733	162	+12.73	549	456	491 - 525=-34
Michael Marcellus	175	40	14004	80	52.0	253	619	300	751	164	+11.05	604	520	573 - 522=51
Anthony Eigenberg	163	52	11138	68	37.5	229	623	283	785	166	-2.21	506	434	479 - 489=-10
Kenny Owen	bk168	47	1059	6	7.0	218	558	265	699			534	524	
Nick Kidd	175	40	2101	12	5.0	215	573	243	657			539	523	
Jared Samuelson	185	30	12643	68	36.0	257	712	286	799	182	+3.93	563	491	518 - 558=-40
Bob Vogt	181	34	2176	12	8.0	211	595	246	700			554	538	
Carter Hollis	204	11	16998	83	54.5	300	771	300	842	196	+8.80	632	545	653 - 612=41

5 - Pat's Plumbing Service

Name	Avg	HDCP	Pins	Gms	Points	High	High	HDCP	HDCP	Most Improved		To Raise	To Drop	Weekly Over Avg
					Won	Game	Sers	Game	Sers	Avg	+/-	Avg +1	Avg -1	Series Avg +/-
Todd Cline	194	21	15148	78	57.5	263	669	300	788	176	+18.21	647	565	563 - 582=-19
Scott Orcutt	191	24	5166	27	15.0	265	633	287	720	192	-0.67	594	563	
Jeff Sulzle	151	64	11089	73	60.5	221	557	286	758	134	+17.90	463	386	557 - 450=107
Josh Garrelts	183	32	15951	87	74.5	256	641	294	767	167	+16.34	609	518	589 - 546=43
Tab Eastberg	189	26	16529	87	55.5	257	662	288	785	175	+14.99	571	480	641 - 567=74
Jerry Schmitz	bk189	26	1232	6	7.0	246	640	272	718			622	612	
Pat Garrelts	185	30	15590	84	56.0	253	645	286	756	170	+15.60	592	504	645 - 552=93

6 - O'Brien-Straatmann-Redinger

Name	Avg	HDCP	Pins	Gms	Points	High	High	HDCP	HDCP	Most Improved		To Raise	To Drop	Weekly Over Avg
					Won	Game	Sers	Game	Sers	Avg	+/-	Avg +1	Avg -1	Series Avg +/-
Ariel Weber	116	99	9806	84	54.5	172	415	279	739	111	+5.74	373	285	397 - 348=49
Chris Stapleton	164	51	13288	81	57.0	207	550	259	706	161	+3.05	572	487	440 - 492=-52
Bob Cherry	149	66	12552	84	62.0	209	531	287	765	133	+16.43	498	410	466 - 447=19
Ivan Bombeck	132	83	11911	90	45.0	181	469	264	724	134	-1.66	458	364	321 - 399=-78
Jason Pedersen	170	45	13789	81	37.5	226	579	275	726	167	+3.23	575	490	433 - 513=-80

7 - Graham Transportation

Name	Avg	HDCP	Pins	Gms	Points	High	High	HDCP	HDCP	Most Improved		To Raise	To Drop	Weekly Over Avg
					Won	Game	Sers	Game	Sers	Avg	+/-	Avg +1	Avg -1	Series Avg +/-
TC Callahan	151	64	12293	81	58.5	226	558	291	763	134	+17.77	475	390	556 - 450=106
Vincent Mulroney	169	46	14198	84	56.0	240	628	291	772	154	+15.02	592	504	505 - 507=-2
Jason White	208	7	17480	84	62.0	278	714	290	744	198	+10.10	703	615	567 - 624=-57
Gordon Thiessen	212	3	17178	81	59.0	287	710	297	749	203	+9.07	714	629	594 - 636=-42
Dustin Graham	215	0	19415	90	63.0	279	747	284	765	212	+3.72	673	579	677 - 645=32

8 - Northgate Veterinary Clinic

Name	Avg	HDCP	Pins	Gms	Points	High	High	HDCP	HDCP	Most Improved		To Raise	To Drop	Weekly Over Avg
					Won	Game	Sers	Game	Sers	Avg	+/-	Avg +1	Avg -1	Series Avg +/-
Dick Rich	155	60	14013	90	57.5	216	543	294	742	146	+9.70	495	401	500 - 465=35
Bruce Hatcher	204	11	18413	90	66.5	267	696	300	837	191	+13.59	652	558	678 - 609=69
Johnny Nikkila	171	44	15416	90	65.5	257	619	300	760	158	+13.29	580	486	511 - 513=-2
Ivan Stones	171	44	15478	90	64.5	257	609	300	744	164	+7.98	518	424	468 - 516=-48
Kenny Stryker	169	46	14219	84	52.5	214	612	263	756	165	+4.27	571	483	493 - 507=-14

9 - Coors Light/Turner Body Shop

Name	Avg	HDCP	Pins	Gms	Points	High	High	HDCP	HDCP	Most Improved		To Raise	To Drop	Weekly Over Avg
					Won	Game	Sers	Game	Sers	Avg	+/-	Avg +1	Avg -1	Series Avg +/-
Nick Stockton	162	53	5867	36	21.0	216	609	278	795	161	+1.97	490	450	
Bobby Turner Jr	182	33	13152	72	51.5	237	624	282	759	164	+18.67	573	497	
Eric Behrendt	197	18	10072	51	28.5	255	702	279	782	194	+3.49	620	565	569 - 591=-22
Kirk Kossman	160	55	12061	75	60.5	257	609	300	792	146	+14.81	497	418	559 - 477=82
Larry Harrington	173	42	15081	87	53.0	212	581	258	698	176	-2.66	579	488	517 - 519=-2
Jeremy Sklenar	195	20	15237	78	48.0	256	675	277	738	188	+7.35	639	557	549 - 585=-36
Gary Hatcher	181	34	8508	47	31.5	247	697	284	808	177	+4.02	592	541	414 - 549=-135

10 - Bone Yard

Name	Avg	HDCP	Pins	Gms	Points	High	High	HDCP	HDCP	Most Improved		To Raise	To Drop	Weekly Over Avg
					Won	Game	Sers	Game	Sers	Avg	+/-	Avg +1	Avg -1	Series Avg +/-
Matt Kearney	167	48	14535	87	59.0	239	622	294	787	152	+15.07	585	494	552 - 498=54
Mike Brown	179	36	15574	87	66.0	246	672	300	861	173	+6.01	626	535	528 - 537=-9
Greg Pettit	191	24	17244	90	74.0	250	674	278	755	182	+9.60	612	518	576 - 573=3
Mike Johnson	187	28	14631	78	61.0	300	665	300	805	174	+13.58	597	515	590 - 561=29
Nick Borgman	206	9	10517	51	26.5	279	740	289	791	202	+4.22	661	606	610 - 618=-8

11 - Britney Spares

Name	Avg	HDCP	Pins	Gms	Points	High	High	HDCP	HDCP	Most Improved		To Raise	To Drop	Weekly Over Avg
					Won	Game	Sers	Game	Sers	Avg	+/-	Avg +1	Avg -1	Series Avg +/-
Randy Lofquist	110	105	4969	45	34.5	155	389	262	727	109	+1.42	359	310	
Spencer Kuhl	136	79	4497	33	29.5	178	466	266	719	132	+4.27	435	398	442 - 405=37
Andrew Kennedy	136	79	5712	42	31.0	188	483	269	738	129	+7.00	453	407	
Jeff Rodriguez	144	71	6070	42	36.5	189	495	273	726	138	+6.52	455	409	402 - 435=-33
Michael Nowak	175	40	6328	36	23.0	243	636	286	765	172	+3.78	536	496	
Michael Gruber	165	50	13934	84	59.0	238	615	293	787	146	+19.88	508	420	522 - 495=27
Devon Smith	181	34	15254	84	57.5	275	718	300	833	165	+16.60	580	492	584 - 543=41
Bryan Schirmer	204	11	15934	78	44.0	258	699	277	729	200	+4.28	671	589	601 - 612=-11

12 - Impact Bowlers

Name	Avg	HDCP	Pins	Gms	Points	High	High	HDCP	HDCP	Most Improved		To Raise	To Drop	Weekly Over Avg
					Won	Game	Sers	Game	Sers	Avg	+/-	Avg +1	Avg -1	Series Avg +/-
Randal Spangler	174	41	15010	86	56.0	244	662	292	797	164	+10.53	565	475	487 - 522=-35
Greg Fuestman	171	44	10272	60	35.0	232	574	277	708	169	+2.20	564	500	513 - 513=0
Eric Zikmund	183	32	15808	86	58.0	237	636	275	738	173	+10.81	568	478	588 - 549=39
Kevin Lawn	171	44	12191	71	57.0	245	617	300	777	156	+15.70	537	462	546 - 513=33
Dave Ash	171	44	2397	14	11.5	224	545	274	680			527	509	
Doug Houtz	179	36	13629	76	63.5	243	635	280	746	173	+6.33	591	511	635 - 534=101

13 - Sentinels

Name	Avg	HDCP	Pins	Gms	Points	High	High	HDCP	HDCP	Most Improved		To Raise	To Drop	Weekly Over Avg
					Won	Game	Sers	Game	Sers	Avg	+/-	Avg +1	Avg -1	Series Avg +/-
Brian Stockman	123	92	10760	87	57.0	173	464	266	761	114	+9.68	400	309	407 - 369=38
Stephan Johnston	122	93	6966	57	38.5	158	419	251	685	122	+0.21	414	353	
Trenton Temme	139	76	2927	21	15.0	226	486	300	747	139	+0.38	433	408	
Jeff Mauler	146	69	10540	72	34.0	202	520	264	712	149	-2.61	485	409	422 - 438=-16
Aries Journey	152	63	13715	90	48.0	204	540	264	740	150	+2.39	514	420	375 - 459=-84
Craig Schutt	160	55	10082	63	28.0	212	577	270	751	162	-1.97	544	477	435 - 480=-45
Jason Schievelbein	151	64	11846	78	57.0	206	534	276	729	147	+4.87	466	384	490 - 453=37

14 - Detail Beyond

Name	Avg	HDCP	Pins	Gms	Points	High	High	HDCP	HDCP	Most Improved		To Raise	To Drop	Weekly Over Avg
					Won	Game	Sers	Game	Sers	Avg	+/-	Avg +1	Avg -1	Series Avg +/-
Collin Wortman	131	84	5899	45	32.5	179	459	269	720	125	+6.09	437	388	410 - 390=20
Jason McCaslin	132	83	7161	54	29.0	204	520	289	799	118	+14.61	420	362	
Tyler White	141	74	6346	45	25.5	186	485	261	710	145	-3.98	470	421	
Gary Guettrauze	125	90	8256	66	38.0	204	535	296	811	120	+5.09	438	368	373 - 375=-2
Matt Spotanski	127	88	5738	45	32.0	172	450	263	723	127	+0.51	406	357	
Richard Lopez	156	59	12655	81	51.0	226	541	289	745	147	+9.23	533	448	451 - 468=-17
Chris Lopez	159	56	13873	87	63.5	241	574	300	747	143	+16.46	527	436	574 - 474=100

Temporary Substitutes

Name	Avg	HDCP	Pins	Gms	Points	High	High	HDCP	HDCP	Most Improved		To Raise	To Drop	Weekly Over Avg
					Won	Game	Sers	Game	Sers	Avg	+/-	Avg +1	Avg -1	Series Avg +/-
Taylor Cisneros	134	81	1211	9	6.0	152	421	232	661			409	396	
James Crown	bk144	71	374	3		137	374	208	587			376	369	
Malcolm Durand	bk136	79	413	3		166	413	245	650			415	408	
Jason Feddersen	174	41	2091	12	3.0	236	599	250	641			534	518	
Cody Foster	178	37	536	3		208	536	245	647			538	531	
Jeff Fruhling	183	32	1649	9	8.0	201	590	237	698			559	546	
Jacob Garrelts	167	48	1003	6	1.0	209	503	257	647			509	499	
Conan Gifford	133	82	399	3	2.0	173	399	255	645			405	398	
Doug Giles	bk168	47	475	3	3.0	180	475	227	616			479	472	
Steve Graham	138	77	832	6	2.0	179	423	258	660			419	409	
Daniel Harris	190	25	571	3	3.0	200	571	225	646			575	568	
Joey Henke	114	101	689	6	7.0	151	354	255	666			346	336	
Bryan Hodges	bk158	57	1016	6	3.0	200	531	257	702			514	504	
Brent Hollis	137	78	1234	9	2.0	159	424	212	583			422	409	
Danny Jeffryes	bk170	45	417	3	2.0	149	417	194	552			423	416	
Jason Kennedy	154	61	1854	12	7.5	194	509	273	746			471	455	
Bill Kirkland	bk144	71	904	6	3.0	181	459	252	672			455	445	
Josh Krolikowski	bk174	41	580	3	4.0	211	580	252	703			584	577	
John Krotz	187	28	3376	18	14.0	225	644	262	755			572	550	
Donn Loy	183	32	1650	9	8.0	225	585	270	720			558	545	
Sean McBride	141	74	6801	48	29.0	189	496	263	721	144	-2.31	441	389	
Jamie McCoy	141	74	1699	12	6.0	167	471	228	633			431	415	
Kelly McFadden	175	40	2101	12	3.0	194	562	238	694			539	523	
Tom Richmond	bk194	21	1213	6	6.0	236	642	257	705			614	604	
Chris Stepp	146	69	438	3	2.0	171	438	240	645			444	437	
Bob Stevens	bk161	54	893	6	1.0	183	481	237	643			448	438	
Justin Swanek	bk201	14	585	3	1.0	232	585	246	627			591	584	
Jarod Zikmund	172	43	517	3	2.0	178	517	221	646			521	514	

High Individual Match Points

74.5	Josh Garrelts	74	Greg Pettit	66.5	Bruce Hatcher	66.5	Kevin Schroeder
66.5	Brent Bayne	66	Mike Brown	65.5	Johnny Nikkila	64.5	Ivan Stones
63.5	Doug Houtz	63.5	Chris Lopez	63	Dustin Graham	62	Bob Cherry
62	Jason White	61	Dirk Yonkers	61	Mike Johnson	60.5	Kirk Kossman

Individual High Averages

215.72	Dustin Graham	213.28	Todd Mathews	212.07	Gordon Thiessen	210.33	Chuck Brisbin
208.10	Jason White	206.22	Nick Borgman	204.80	Carter Hollis	204.59	Bruce Hatcher
204.28	Bryan Schirmer	197.49	Eric Behrendt	195.35	Jeremy Sklenar	195.18	Jerred Johnson
194.21	Todd Cline	191.60	Greg Pettit	191.33	Scott Orcutt	189.99	Tab Eastberg

Most Improved Average

146	to	165.88	=	+19.88	Michael Gruber	164	to	182.67	=	+18.67	Bobby Turner Jr
176	to	194.21	=	+18.21	Todd Cline	134	to	151.90	=	+17.90	Jeff Sulzle
134	to	151.77	=	+17.77	TC Callahan	165	to	181.60	=	+16.60	Devon Smith
143	to	159.46	=	+16.46	Chris Lopez	133	to	149.43	=	+16.43	Bob Cherry
167	to	183.34	=	+16.34	Josh Garrelts	162	to	177.89	=	+15.89	Dirk Yonkers

Most Un-Improved Averages

145	to	141.02	=	-3.98	Tyler White	176	to	173.34	=	-2.66	Larry Harrington
149	to	146.39	=	-2.61	Jeff Mauler	144	to	141.69	=	-2.31	Sean McBride
166	to	163.79	=	-2.21	Anthony Eigenberg	162	to	160.03	=	-1.97	Craig Schutt
134	to	132.34	=	-1.66	Ivan Bombeck	191	to	189.72	=	-1.28	Randy Bauer
192	to	191.33	=	-0.67	Scott Orcutt	122	to	122.21	=	+0.21	Stephan Johnston

Service 2020-21

Big Apple Fun Center

Reprint of Scores -- Week 30

Lane 1 10 - Bone Yard Week 30 4/22/2021

Name	Old	Old						HDCP
	Avg	HDCP	-1-	-2-	-3-	Total	Total	
Matt Kearney	166	49	216	173	163	552	699	
Mike Brown	179	36	198	141	189	528	636	
Greg A. Pettit	191	24	182	213	181	576	648	
Mike J. Johnson	187	28	216	184	190	590	674	
Nick Borgman	206	9	224	192	194	610	637	
			====	====	====	====	====	
Scratch Total			1036	903	917	2856	2856	
Handicap			146	146	146		438	
Total			1182	1049	1063	2856	3294	
Team Points Won			5.0	5.0	0.0	15.0	15.0	
Match Points Won			2.0	2.0	1.0	7.0	7.0	
Total Points Won			7.0	7.0	1.0	22.0	22.0	

Lane 3 11 - Britney Spares Week 30 4/22/2021

Name	Old	Old						HDCP
	Avg	HDCP	-1-	-2-	-3-	Total	Total	
Spencer L. Kuhl	135	80	178	135	129	442	682	
Jeff Rodriguez	145	70	99	157	146	402	612	
Michael C. Gruber	165	50	146	173	203	522	672	
Devon L. Smith	181	34	184	197	203	584	686	
Bryan A. Schirmer	204	11	211	201	189	601	634	
			====	====	====	====	====	
Scratch Total			818	863	870	2551	2551	
Handicap			245	245	245		735	
Total			1063	1108	1115	2551	3286	
Team Points Won			5.0	0.0	0.0	5.0	5.0	
Match Points Won			3.0	2.0	3.0	11.0	11.0	
Total Points Won			8.0	2.0	3.0	16.0	16.0	

Lane 5 1 - Belschners Week 30 4/22/2021

Name	Old	Old						HDCP
	Avg	HDCP	-1-	-2-	-3-	Total	Total	
Jerry L. Fisher	140	75	96	109	110	315	540	
EJ Jackson	139	76	122	167	161	450	678	
Mike Haws	162	53	158	170	138	466	625	
Dirk C. Yonkers	178	37	131	174	170	475	586	
Mark A. Yonkers	188	27	236	218	181	635	716	
			====	====	====	====	====	
Scratch Total			743	838	760	2341	2341	
Handicap			268	268	268		804	
Total			1011	1106	1028	2341	3145	
Team Points Won			0.0	0.0	0.0	0.0	0.0	
Match Points Won			0.0	3.0	0.0	3.0	3.0	
Total Points Won			0.0	3.0	0.0	3.0	3.0	

Lane 7 3 - Walter's Electric Week 30 4/22/2021

Name	Old	Old						HDCP
	Avg	HDCP	-1-	-2-	-3-	Total	Total	
Andrew J. Becker	165	50	167	193	153	513	663	
Randall E. Purdy	163	52	160	152	155	467	623	
Kevin J. Schroeder	183	32	150	171	190	511	607	
Adam C. Bayne	184	31	187	200	194	581	674	
Brian A. Stones	185	30	232	221	190	643	733	
			====	====	====	====	====	
Scratch Total			896	937	882	2715	2715	
Handicap			195	195	195		585	
Total			1091	1132	1077	2715	3300	
Team Points Won			5.0	5.0	5.0	20.0	20.0	
Match Points Won			3.0	3.0	3.0	12.0	12.0	
Total Points Won			8.0	8.0	8.0	32.0	32.0	

Lane 2 7 - Graham Transportation Week 30 4/22/2021

Name	Old	Old						HDCP
	Avg	HDCP	-1-	-2-	-3-	Total	Total	
TC Callahan	150	65	226	176	154	556	751	
Vincent T. Mulrone	169	46	161	135	209	505	643	
Jason T. White	208	7	215	149	203	567	588	
Gordon E. Thiessen	212	3	186	206	202	594	603	
Dustin W. Graham	215	0	235	206	236	677	677	
			====	====	====	====	====	
Scratch Total			1023	872	1004	2899	2899	
Handicap			121	121	121		363	
Total			1144	993	1125	2899	3262	
Team Points Won			0.0	0.0	5.0	5.0	5.0	
Match Points Won			3.0	3.0	4.0	13.0	13.0	
Total Points Won			3.0	3.0	9.0	18.0	18.0	

Lane 4 2 - Lucky Duck Week 30 4/22/2021

Name	Old	Old						HDCP
	Avg	HDCP	-1-	-2-	-3-	Total	Total	
Darrin W. Karsten	184	31	167	156	223	546	639	
Larry K. Giddings	172	43	179	247	167	593	722	
Randy J. Bauer	190	25	143	232	161	536	611	
Jerred J. Johnson	195	20	165	184	185	534	594	
Todd M. Mathews	210	5	247	234	257	738	753	
			====	====	====	====	====	
Scratch Total			901	1053	993	2947	2947	
Handicap			124	124	124		372	
Total			1025	1177	1117	2947	3319	
Team Points Won			0.0	5.0	5.0	15.0	15.0	
Match Points Won			2.0	3.0	2.0	9.0	9.0	
Total Points Won			2.0	8.0	7.0	24.0	24.0	

Lane 6 5 - Pat's Plumbing Service Week 30 4/22/2021

Name	Old	Old						HDCP
	Avg	HDCP	-1-	-2-	-3-	Total	Total	
Todd L. Cline	194	21	153	220	190	563	626	
Jeff Sulzle	150	65	170	166	221	557	752	
Josh A. Garrelts	182	33	215	164	210	589	688	
Tab A. Eastberg	189	26	177	241	223	641	719	
Pat Garrelts	184	31	233	200	212	645	738	
			====	====	====	====	====	
Scratch Total			948	991	1056	2995	2995	
Handicap			176	176	176		528	
Total			1124	1167	1232	2995	3523	
Team Points Won			5.0	5.0	5.0	20.0	20.0	
Match Points Won			5.0	2.0	5.0	17.0	17.0	
Total Points Won			10.0	7.0	10.0	37.0	37.0	

Lane 8 4 - Big Apple Week 30 4/22/2021

Name	Old	Old						HDCP
	Avg	HDCP	-1-	-2-	-3-	Total	Total	
Dalton L. Hollander	175	40	160	170	161	491	611	
Michael G. Marcellus	174	41	169	217	187	573	696	
Anthony C. Eigenberg	163	52	162	161	156	479	635	
Jared J. Samuelson	186	29	192	177	149	518	605	
Carter R. Hollis	204	11	213	216	224	653	686	
			====	====	====	====	====	
Scratch Total			896	941	877	2714	2714	
Handicap			173	173	173		519	
Total			1069	1114	1050	2714	3233	
Team Points Won			0.0	0.0	0.0	0.0	0.0	
Match Points Won			2.0	2.0	2.0	8.0	8.0	
Total Points Won			2.0	2.0	2.0	8.0	8.0	

Service 2020-21

Lane 9 6 - O'Brien-Stratmann-Redinger Week 30 4/22/2021

Name	Old Avg	Old HDCP	-1-	-2-	-3-	Total	HDCP Total
Ariel H. Weber	116	99	120	124	153	397	694
Chris L. Stapleton	164	51	168	135	137	440	593
Bob Cherry	149	66	162	158	146	466	664
Ivan K. Bombeck	133	82	105	104	112	321	567
Jason O. Pedersen	171	44	134	171	128	433	565
			====	====	====	====	====
Scratch Total			689	692	676	2057	2057
Handicap			342	342	342		1026
Total			1031	1034	1018	2057	3083
Team Points Won			0.0	0.0	5.0	5.0	5.0
Match Points Won			2.0	3.0	3.0	11.0	11.0
Total Points Won			2.0	3.0	8.0	16.0	16.0

Lane 11 8 - Northgate Veterinary Clinic Week 30 4/22/2021

Name	Old Avg	Old HDCP	-1-	-2-	-3-	Total	HDCP Total
Dick Rich	155	60	163	181	156	500	680
Bruce A. Hatcher	203	12	221	209	248	678	714
Johnny L. Nikkila	171	44	166	165	180	511	643
Ivan D. Stones	172	43	131	183	154	468	597
Kenny Stryker	169	46	163	136	194	493	631
			====	====	====	====	====
Scratch Total			844	874	932	2650	2650
Handicap			205	205	205		615
Total			1049	1079	1137	2650	3265
Team Points Won			5.0	0.0	5.0	15.0	15.0
Match Points Won			3.0	2.0	4.0	11.0	11.0
Total Points Won			8.0	2.0	9.0	26.0	26.0

Lane 13 14 - Detail Beyond Week 30 4/22/2021

Name	Old Avg	Old HDCP	-1-	-2-	-3-	Total	HDCP Total
Collin J. Wortman	130	85	147	137	126	410	665
Gary Guetrauze	125	90	134	105	134	373	643
Matt Spotanski	127	88	a112	a112	a112	336	600
Richard L. Lopez	156	59	152	133	166	451	628
Chris Lopez	158	57	212	176	186	574	745
			====	====	====	====	====
Scratch Total			757	663	724	2144	2144
Handicap			379	379	379		1137
Total			1136	1042	1103	2144	3281
Team Points Won			0.0	0.0	5.0	5.0	5.0
Match Points Won			2.0	2.0	1.5	7.5	7.5
Total Points Won			2.0	2.0	6.5	12.5	12.5

Lane 10 9 - Coors Light/Turner Body Shop Week 30 4/22/2021

Name	Old Avg	Old HDCP	-1-	-2-	-3-	Total	HDCP Total
Eric L. Behrendt	197	18	170	198	201	569	623
Kirk E. Kossman	159	56	185	206	168	559	727
Larry L. Harrington	173	42	174	164	179	517	643
Jeremy D. Sklenar	195	20	205	190	154	549	609
Gary D. Hatcher	183	32	149	129	136	414	510
			====	====	====	====	====
Scratch Total			883	887	838	2608	2608
Handicap			168	168	168		504
Total			1051	1055	1006	2608	3112
Team Points Won			5.0	5.0	0.0	15.0	15.0
Match Points Won			3.0	2.0	2.0	9.0	9.0
Total Points Won			8.0	7.0	2.0	24.0	24.0

Lane 12 13 - Sentinels Week 30 4/22/2021

Name	Old Avg	Old HDCP	-1-	-2-	-3-	Total	HDCP Total
Brian A. Stockman	123	92	118	162	127	407	683
Jeff Mauler	146	69	151	140	131	422	629
Aries W. Journey	153	62	107	117	151	375	561
Craig A. Schutt	160	55	139	175	121	435	600
Jason K. Schievelbein	151	64	172	147	171	490	682
			====	====	====	====	====
Scratch Total			687	741	701	2129	2129
Handicap			342	342	342		1026
Total			1029	1083	1043	2129	3155
Team Points Won			0.0	5.0	0.0	5.0	5.0
Match Points Won			2.0	3.0	1.0	9.0	9.0
Total Points Won			2.0	8.0	1.0	14.0	14.0

Lane 14 12 - Impact Bowlers Week 30 4/22/2021

Name	Old Avg	Old HDCP	-1-	-2-	-3-	Total	HDCP Total
Randal W. Spangler	174	41	152	165	170	487	610
Greg Fuestman	171	44	194	170	149	513	645
Eric R. Zikmund	183	32	226	168	194	588	684
Kevin M. Lawn	171	44	181	197	168	546	678
Doug Houtz	178	37	191	243	201	635	746
			====	====	====	====	====
Scratch Total			944	943	882	2769	2769
Handicap			198	198	198		594
Total			1142	1141	1080	2769	3363
Team Points Won			5.0	5.0	0.0	15.0	15.0
Match Points Won			3.0	3.0	3.5	12.5	12.5
Total Points Won			8.0	8.0	3.5	27.5	27.5

Service 2020-21

Thursday 6:30 pm

Big Apple Fun Center

Match Points Won (This Week) -- Week 30

Lane 1 10 - Bone Yard

Name	Last Wk	Last Wk	HDCP	HDCP	HDCP	HDCP
	Won	Lost	-1-	-2-	-3-	Total
Matt Kearney		4.0	265	222	212	699
Mike Brown	1.0	3.0	234	177	225	636
Greg A. Pettit	2.0	2.0	206	237	205	648
Mike J. Johnson	4.0		244	212	218	674
Nick Borgman		4.0	233	201	203	637

Lane 3 11 - Britney Spares

Name	Last Wk	Last Wk	HDCP	HDCP	HDCP	HDCP
	Won	Lost	-1-	-2-	-3-	Total
Spencer L. Kuhl	3.0	1.0	258	215	209	682
Jeff Rodriguez	1.0	3.0	169	227	216	612
Michael C. Gruber	3.0	1.0	196	223	253	672
Devon L. Smith	4.0		218	231	237	686
Bryan A. Schirmer		4.0	222	212	200	634

Lane 5 1 - Belschners

Name	Last Wk	Last Wk	HDCP	HDCP	HDCP	HDCP
	Won	Lost	-1-	-2-	-3-	Total
Jerry L. Fisher		4.0	171	184	185	540
EJ Jackson	1.0	3.0	198	243	237	678
Mike Haws	1.0	3.0	211	223	191	625
Dirk C. Yonkers		4.0	168	211	207	586
Mark A. Yonkers	1.0	3.0	263	245	208	716

Lane 7 3 - Walter's Electric

Name	Last Wk	Last Wk	HDCP	HDCP	HDCP	HDCP
	Won	Lost	-1-	-2-	-3-	Total
Andrew J. Becker	4.0		217	243	203	663
Randall E. Purdy	1.0	3.0	212	204	207	623
Kevin J. Schroeder	1.0	3.0	182	203	222	607
Adam C. Bayne	3.0	1.0	218	231	225	674
Brian A. Stones	3.0	1.0	262	251	220	733

Lane 9 6 - O'Brien-Stratmann-Redinger

Name	Last Wk	Last Wk	HDCP	HDCP	HDCP	HDCP
	Won	Lost	-1-	-2-	-3-	Total
Ariel H. Weber	4.0		219	223	252	694
Chris L. Stapleton		4.0	219	186	188	593
Bob Cherry	3.0	1.0	228	224	212	664
Ivan K. Bombeck	1.0	3.0	187	186	194	567
Jason O. Pedersen	3.0	1.0	178	215	172	565

Lane 11 8 - Northgate Veterinary Clinic

Name	Last Wk	Last Wk	HDCP	HDCP	HDCP	HDCP
	Won	Lost	-1-	-2-	-3-	Total
Dick Rich	1.0	3.0	223	241	216	680
Bruce A. Hatcher	4.0		233	221	260	714
Johnny L. Nikkila	4.0		210	209	224	643
Ivan D. Stones	1.0	3.0	174	226	197	597
Kenny Stryker	1.0	3.0	209	182	240	631

Lane 2 7 - Graham Transportation

Name	Last Wk	Last Wk	HDCP	HDCP	HDCP	HDCP
	Won	Lost	-1-	-2-	-3-	Total
TC Callahan	4.0		291	241	219	751
Vincent T. Mulrone	3.0	1.0	207	181	255	643
Jason T. White	2.0	2.0	222	156	210	588
Gordon E. Thiessen		4.0	189	209	205	603
Dustin W. Graham	4.0		235	206	236	677

Lane 4 2 - Lucky Duck

Name	Last Wk	Last Wk	HDCP	HDCP	HDCP	HDCP
	Won	Lost	-1-	-2-	-3-	Total
Darrin W. Karsten	1.0	3.0	198	187	254	639
Larry K. Giddings	3.0	1.0	222	290	210	722
Randy J. Bauer	1.0	3.0	168	257	186	611
Jerred J. Johnson		4.0	185	204	205	594
Todd M. Mathews	4.0		252	239	262	753

Lane 6 5 - Pat's Plumbing Service

Name	Last Wk	Last Wk	HDCP	HDCP	HDCP	HDCP
	Won	Lost	-1-	-2-	-3-	Total
Todd L. Cline	4.0		174	241	211	626
Jeff Sulzle	3.0	1.0	235	231	286	752
Josh A. Garrelts	3.0	1.0	248	197	243	688
Tab A. Eastberg	4.0		203	267	249	719
Pat Garrelts	3.0	1.0	264	231	243	738

Lane 8 4 - Big Apple

Name	Last Wk	Last Wk	HDCP	HDCP	HDCP	HDCP
	Won	Lost	-1-	-2-	-3-	Total
Dalton L. Hollander		4.0	200	210	201	611
Michael G. Marcellus	3.0	1.0	210	258	228	696
Anthony C. Eigenberg	3.0	1.0	214	213	208	635
Jared J. Samuelson	1.0	3.0	221	206	178	605
Carter R. Hollis	1.0	3.0	224	227	235	686

Lane 10 9 - Coors Light/Turner Body Shop

Name	Last Wk	Last Wk	HDCP	HDCP	HDCP	HDCP
	Won	Lost	-1-	-2-	-3-	Total
Eric L. Behrendt		4.0	188	216	219	623
Kirk E. Kossman	4.0		241	262	224	727
Larry L. Harrington	1.0	3.0	216	206	221	643
Jeremy D. Sklenar	3.0	1.0	225	210	174	609
Gary D. Hatcher	1.0	3.0	181	161	168	510

Lane 12 13 - Sentinels

Name	Last Wk	Last Wk	HDCP	HDCP	HDCP	HDCP
	Won	Lost	-1-	-2-	-3-	Total
Brian A. Stockman	3.0	1.0	210	254	219	683
Jeff Mauler		4.0	220	209	200	629
Aries W. Journey		4.0	169	179	213	561
Craig A. Schutt	3.0	1.0	194	230	176	600
Jason K. Schievelbein	3.0	1.0	236	211	235	682

Lane 13 14 - Detail Beyond

<u>Name</u>	<u>Last Wk Won</u>	<u>Last Wk Lost</u>	<u>HDCP -1-</u>	<u>HDCP -2-</u>	<u>HDCP -3-</u>	<u>HDCP Total</u>
Collin J. Wortman	3.5	0.5	232	222	211	665
Gary Guetrauze	4.0		224	195	224	643
Matt Spotanski		4.0	a200	a200	a200	600
Richard L. Lopez		4.0	211	192	225	628
Chris Lopez	4.0		269	233	243	745

Lane 14 12 - Impact Bowlers

<u>Name</u>	<u>Last Wk Won</u>	<u>Last Wk Lost</u>	<u>HDCP -1-</u>	<u>HDCP -2-</u>	<u>HDCP -3-</u>	<u>HDCP Total</u>
Randal W. Spangler	0.5	3.5	193	206	211	610
Greg Fuestman		4.0	238	214	193	645
Eric R. Zikmund	4.0		258	200	226	684
Kevin M. Lawn	4.0		225	241	212	678
Doug Houtz	4.0		228	280	238	746

Service 2020-21

Thursday 6:30 pm

Big Apple Fun Center Match Points Won (Total for Year)

Name	Avg	Gms	Points		%Won	Name	Avg	Gms	Points		%Won
			Won	Lost					Won	Lost	
Josh A. Garrelts	183	87	74.5	41.5	64.22%	Jason O. Pedersen	170	81	37.5	70.5	34.72%
Greg A. Pettit	191	90	74.0	46.0	61.67%	Anthony C. Eigenberg	163	68	37.5	54.5	40.76%
Bruce A. Hatcher	204	90	66.5	53.5	55.42%	Jeff Rodriguez	144	42	36.5	19.5	65.18%
Kevin J. Schroeder	183	87	66.5	49.5	57.33%	Jared J. Samuelson	185	68	36.0	56.0	39.13%
Brent A. Bayne	174	87	66.5	49.5	57.33%	Randy J. Bauer	189	60	36.0	44.0	45.00%
Mike Brown	179	87	66.0	50.0	56.90%	Greg Fuestman	171	60	35.0	57.0	38.04%
Johnny L. Nikkila	171	90	65.5	54.5	54.58%	Randy Lofquist	110	45	34.5	29.5	53.91%
Ivan D. Stones	171	90	64.5	55.5	53.75%	Jeff Mauler	146	72	34.0	62.0	35.42%
Doug Houtz	179	76	63.5	44.5	58.80%	Adam C. Bayne	184	42	32.5	23.5	58.04%
Chris Lopez	159	87	63.5	52.5	54.74%	Collin J. Wortman	131	45	32.5	27.5	54.17%
Dustin W. Graham	215	90	63.0	57.0	52.50%	Todd M. Mathews	213	39	32.0	20.0	61.54%
Bob Cherry	149	84	62.0	50.0	55.36%	Matt Spotanski	127	45	32.0	36.0	47.06%
Jason T. White	208	84	62.0	50.0	55.36%	Gary D. Hatcher	181	47	31.5	32.5	49.22%
Dirk C. Yonkers	177	87	61.0	55.0	52.59%	Andrew J. Kennedy	136	42	31.0	25.0	55.36%
Mike J. Johnson	187	78	61.0	47.0	56.48%	Spencer L. Kuhl	136	33	29.5	14.5	67.05%
Kirk E. Kossman	160	75	60.5	39.5	60.50%	Sean A. McBride	141	48	29.0	35.0	45.31%
Jeff Sulzle	151	73	60.5	39.5	60.50%	Jason D. McCaslin	132	54	29.0	43.0	40.28%
Gordon E. Thiessen	212	81	59.0	49.0	54.63%	Eric L. Behrendt	197	51	28.5	39.5	41.91%
Matt Kearney	167	87	59.0	57.0	50.86%	EJ Jackson	139	42	28.0	28.0	50.00%
Michael C. Gruber	165	84	59.0	53.0	52.68%	Craig A. Schutt	160	63	28.0	56.0	33.33%
TC Callahan	151	81	58.5	49.5	54.17%	Nick Borgman	206	51	26.5	41.5	38.97%
Eric R. Zikmund	183	86	58.0	58.0	50.00%	Tyler J. White	141	45	25.5	34.5	42.50%
Brian A. Stones	186	72	58.0	38.0	60.42%	Michael J. Nowak	175	36	23.0	25.0	47.92%
Todd L. Cline	194	78	57.5	46.5	55.29%	Nick J. Stockton	162	36	21.0	27.0	43.75%
Devon L. Smith	181	84	57.5	54.5	51.34%	Jeremy D. Smith	99	27	17.0	19.0	47.22%
Dick Rich	155	90	57.5	62.5	47.92%	Scott A. Orcutt	191	27	15.0	21.0	41.67%
Jason K. Schievelbein	151	78	57.0	47.0	54.81%	Trenton J. Temme	139	21	15.0	17.0	46.88%
Brian A. Stockman	123	87	57.0	59.0	49.14%	John L. Krotz	187	18	14.0	10.0	58.33%
Chris L. Stapleton	164	81	57.0	55.0	50.89%	Dave Ash	171	14	11.5	8.5	57.50%
Kevin M. Lawn	171	71	57.0	43.0	57.00%	Bob G. Vogt	181	12	8.0	8.0	50.00%
Randal W. Spangler	174	86	56.0	60.0	48.28%	Donn Loy	183	9	8.0	4.0	66.67%
Pat Garrelts	185	84	56.0	56.0	50.00%	Jeff A. Fruhling	183	9	8.0	4.0	66.67%
Vincent T. Mulrone	169	84	56.0	56.0	50.00%	Jason A. Kennedy	154	12	7.5	8.5	46.88%
Tab A. Eastberg	189	87	55.5	60.5	47.84%	Jerry Schmitz	bk189	6	7.0	1.0	87.50%
Carter R. Hollis	204	83	54.5	57.5	48.66%	Kenny Owen	bk168	6	7.0	1.0	87.50%
Ariel H. Weber	116	84	54.5	57.5	48.66%	Joey Henke	114	6	7.0	1.0	87.50%
Dalton L. Hollander	174	89	54.5	65.5	45.42%	Tom Richmond	bk194	6	6.0	2.0	75.00%
Mark A. Yonkers	189	84	53.5	58.5	47.77%	Jamie D. McCoy	141	12	6.0	14.0	30.00%
Chuck M. Brisbin	210	69	53.0	39.0	57.61%	Taylor L. Cisneros	134	9	6.0	6.0	50.00%
Larry L. Harrington	173	87	53.0	63.0	45.69%	Nick Kidd	175	12	5.0	11.0	31.25%
Randall E. Purdy	163	81	52.5	55.5	48.61%	Josh K. Krolkowski	bk174	3	4.0		100.00%
Kenny Stryker	169	84	52.5	59.5	46.88%	Bill Kirkland	bk144	6	3.0	5.0	37.50%
Michael G. Marcellus	175	80	52.0	56.0	48.15%	Jason S. Feddersen	174	12	3.0	13.0	18.75%
Bobby Turner Jr	182	72	51.5	44.5	53.65%	Kelly R. McFadden	175	12	3.0	13.0	18.75%
Richard L. Lopez	156	81	51.0	57.0	47.22%	Doug Giles	bk168	3	3.0	1.0	75.00%
Scott G. Frauen	142	72	50.0	46.0	52.08%	Bryan L. Hodges	bk158	6	3.0	5.0	37.50%
Jerry L. Fisher	139	75	49.0	51.0	49.00%	Daniel R. Harris	190	3	3.0	1.0	75.00%
Aries W. Journey	152	90	48.0	72.0	40.00%	Danny Jeffryes	bk170	3	2.0	2.0	50.00%
Jeremy D. Sklenar	195	78	48.0	56.0	46.15%	Steve Graham	138	6	2.0	6.0	25.00%
Darrin W. Karsten	184	66	46.0	42.0	52.27%	Brent E. Hollis	137	9	2.0	10.0	16.67%
Ivan K. Bombeck	132	90	45.0	75.0	37.50%	Jarod D. Zikmund	172	3	2.0	2.0	50.00%
Bryan A. Schirmer	204	78	44.0	60.0	42.31%	Conan R. Gifford	133	3	2.0	2.0	50.00%
Andrew J. Becker	166	72	42.0	58.0	42.00%	Chris Stepp	146	3	2.0	2.0	50.00%
Jerred J. Johnson	195	72	41.5	54.5	43.23%	Bob Stevens	bk161	6	1.0	7.0	12.50%
Larry K. Giddings	173	60	39.5	40.5	49.38%	Justin R. Swanek	bk201	3	1.0	3.0	25.00%
Tom McLeod	175	57	39.0	37.0	51.32%	Jacob A. Garrelts	167	6	1.0	7.0	12.50%
Mike Haws	162	57	39.0	37.0	51.32%	James M. Crown	bk144	3		4.0	0.00%
Stephan L. Johnston	122	57	38.5	37.5	50.66%	Cody L. Foster	178	3		4.0	0.00%
Gary Guetrauzae	125	66	38.0	50.0	43.18%	Malcolm R. Durand	bk136	3		4.0	0.00%

Service 2020-21

Thursday 6:30 pm

Big Apple Fun Center

Change in Average

Name	----Old----		Old Avg	---Average Change---			Total	New - Old ---> +/-			Weekly Over Avg Series Avg +/-
	Pins	Games		-1-	-2-	-3-		New	Old	---> +/-	
Dave Ash	2397	14	171				0	171.21	- 171.21	= 0.00	
Randy J. Bauer	10847	57	190	143	232	161	536	189.72	- 190.30	= -0.58	536 - 570=-34
Adam C. Bayne	7181	39	184	187	200	194	581	184.81	- 184.13	= 0.68	581 - 552=29
Brent A. Bayne	15219	87	174				0	174.93	- 174.93	= 0.00	
Andrew J. Becker	11448	69	165	167	193	153	513	166.13	- 165.91	= 0.21	513 - 495=18
Eric L. Behrendt	9503	48	197	170	198	201	569	197.49	- 197.98	= -0.49	569 - 591=-22
Ivan K. Bombeck	11590	87	133	105	104	112	321	132.34	- 133.22	= -0.87	321 - 399=-78
Nick Borgman	9907	48	206	224	192	194	610	206.22	- 206.40	= -0.18	610 - 618=-8
Chuck M. Brisbin	14513	69	210				0	210.33	- 210.33	= 0.00	
Mike Brown	15046	84	179	198	141	189	528	179.01	- 179.12	= -0.11	528 - 537=-9
TC Callahan	11737	78	150	226	176	154	556	151.77	- 150.47	= 1.29	556 - 450=106
Bob Cherry	12086	81	149	162	158	146	466	149.43	- 149.21	= 0.22	466 - 447=19
Taylor L. Cisneros	1211	9	134				0	134.56	- 134.56	= 0.00	
Todd L. Cline	14585	75	194	153	220	190	563	194.21	- 194.47	= -0.26	563 - 582=-19
James M. Crown	374	3	bk144				0	124.67	- 124.67	= 0.00	
Malcolm R. Durand	413	3	bk136				0	137.67	- 137.67	= 0.00	
Tab A. Eastberg	15888	84	189	177	241	223	641	189.99	- 189.14	= 0.85	641 - 567=74
Anthony C. Eigenberg	10659	65	163	162	161	156	479	163.79	- 163.98	= -0.19	479 - 489=-10
Jason S. Feddersen	2091	12	174				0	174.25	- 174.25	= 0.00	
Jerry L. Fisher	10123	72	140	96	109	110	315	139.17	- 140.60	= -1.42	315 - 420=-105
Cody L. Foster	536	3	178				0	178.67	- 178.67	= 0.00	
Scott G. Frauen	10260	72	142				0	142.50	- 142.50	= 0.00	
Jeff A. Fruhling	1649	9	183				0	183.22	- 183.22	= 0.00	
Greg Fuestman	9759	57	171	194	170	149	513	171.20	- 171.21	= -0.01	513 - 513=0
Jacob A. Garrelts	1003	6	167				0	167.17	- 167.17	= 0.00	
Josh A. Garrelts	15362	84	182	215	164	210	589	183.34	- 182.88	= 0.46	589 - 546=43
Pat Garrelts	14945	81	184	233	200	212	645	185.60	- 184.51	= 1.09	645 - 552=93
Larry K. Giddings	9828	57	172	179	247	167	593	173.68	- 172.42	= 1.26	593 - 516=77
Conan R. Gifford	399	3	133				0	133.00	- 133.00	= 0.00	
Doug Giles	475	3	bk168				0	158.33	- 158.33	= 0.00	
Dustin W. Graham	18738	87	215	235	206	236	677	215.72	- 215.38	= 0.34	677 - 645=32
Steve Graham	832	6	138				0	138.67	- 138.67	= 0.00	
Michael C. Gruber	13412	81	165	146	173	203	522	165.88	- 165.58	= 0.30	522 - 495=27
Gary Guetrauze	7883	63	125	134	105	134	373	125.09	- 125.13	= -0.04	373 - 375=-2
Larry L. Harrington	14564	84	173	174	164	179	517	173.34	- 173.38	= -0.04	517 - 519=-2
Daniel R. Harris	571	3	190				0	190.33	- 190.33	= 0.00	
Bruce A. Hatcher	17735	87	203	221	209	248	678	204.59	- 203.85	= 0.74	678 - 609=69
Gary D. Hatcher	8094	44	183	149	129	136	414	181.02	- 183.95	= -2.93	414 - 549=-135

Service 2020-21

Name	----Old----		Old					---Average Change---			Weekly Over Avg
	Pins	Games	Avg	-1-	-2-	-3-	Total	New	Old	---- +/-	Series Avg +/-
Mike Haws	8787	54	162	158	170	138	466	162.33	- 162.72	= -0.39	466 - 486=-20
Joey Henke	689	6	114				0	114.83	- 114.83	= 0.00	
Bryan L. Hodges	1016	6	bk158				0	169.33	- 169.33	= 0.00	
Dalton L. Hollander	15060	86	175	160	170	161	491	174.73	- 175.12	= -0.39	491 - 525=-34
Brent E. Hollis	1234	9	137				0	137.11	- 137.11	= 0.00	
Carter R. Hollis	16345	80	204	213	216	224	653	204.80	- 204.31	= 0.48	653 - 612=41
Doug Houtz	12994	73	178	191	243	201	635	179.33	- 178.00	= 1.33	635 - 534=101
EJ Jackson	5422	39	139	122	167	161	450	139.81	- 139.03	= 0.78	450 - 417=33
Danny Jeffryes	417	3	bk170				0	139.00	- 139.00	= 0.00	
Jerred J. Johnson	13519	69	195	165	184	185	534	195.18	- 195.93	= -0.75	534 - 585=-51
Mike J. Johnson	14041	75	187	216	184	190	590	187.58	- 187.21	= 0.36	590 - 561=29
Stephan L. Johnston	6966	57	122				0	122.21	- 122.21	= 0.00	
Aries W. Journey	13340	87	153	107	117	151	375	152.39	- 153.33	= -0.94	375 - 459=-84
Darrin W. Karsten	11634	63	184	167	156	223	546	184.55	- 184.67	= -0.12	546 - 552=-6
Matt Kearney	13983	84	166	216	173	163	552	167.07	- 166.46	= 0.60	552 - 498=54
Andrew J. Kennedy	5712	42	136				0	136.00	- 136.00	= 0.00	
Jason A. Kennedy	1854	12	154				0	154.50	- 154.50	= 0.00	
Nick Kidd	2101	12	175				0	175.08	- 175.08	= 0.00	
Bill Kirkland	904	6	bk144				0	150.67	- 150.67	= 0.00	
Kirk E. Kossman	11502	72	159	185	206	168	559	160.81	- 159.75	= 1.06	559 - 477=82
Josh K. Krolkowski	580	3	bk174				0	193.33	- 193.33	= 0.00	
John L. Krotz	3376	18	187				0	187.56	- 187.56	= 0.00	
Spencer L. Kuhl	4055	30	135	178	135	129	442	136.27	- 135.17	= 1.11	442 - 405=37
Kevin M. Lawn	11645	68	171	181	197	168	546	171.70	- 171.25	= 0.45	546 - 513=33
Randy Lofquist	4969	45	110				0	110.42	- 110.42	= 0.00	
Chris Lopez	13299	84	158	212	176	186	574	159.46	- 158.32	= 1.14	574 - 474=100
Richard L. Lopez	12204	78	156	152	133	166	451	156.23	- 156.46	= -0.23	451 - 468=-17
Donn Loy	1650	9	183				0	183.33	- 183.33	= 0.00	
Michael G. Marcellus	13431	77	174	169	217	187	573	175.05	- 174.43	= 0.62	573 - 522=51
Todd M. Mathews	7580	36	210	247	234	257	738	213.28	- 210.56	= 2.73	738 - 630=108
Jeff Mauler	10118	69	146	151	140	131	422	146.39	- 146.64	= -0.25	422 - 438=-16
Sean A. McBride	6801	48	141				0	141.69	- 141.69	= 0.00	
Jason D. McCaslin	7161	54	132				0	132.61	- 132.61	= 0.00	
Jamie D. McCoy	1699	12	141				0	141.58	- 141.58	= 0.00	
Kelly R. McFadden	2101	12	175				0	175.08	- 175.08	= 0.00	
Tom McLeod	10006	57	175				0	175.54	- 175.54	= 0.00	
Vincent T. Mulroney	13693	81	169	161	135	209	505	169.02	- 169.05	= -0.03	505 - 507=-2
Johnny L. Nikkila	14905	87	171	166	165	180	511	171.29	- 171.32	= -0.03	511 - 513=-2
Michael J. Nowak	6328	36	175				0	175.78	- 175.78	= 0.00	
Scott A. Orcutt	5166	27	191				0	191.33	- 191.33	= 0.00	
Kenny Owen	1059	6	bk168				0	176.50	- 176.50	= 0.00	

Service 2020-21

Name	----Old----		Old	---Average Change---					Weekly Over Avg		
	Pins	Games	Avg	-1-	-2-	-3-	Total	New - Old	---> +/-	Series Avg +/-	
Jason O. Pedersen	13356	78	171	134	171	128	433	170.23	- 171.23	= -1.00	433 - 513=-80
Greg A. Pettit	16668	87	191	182	213	181	576	191.60	- 191.59	= 0.01	576 - 573=3
Randall E. Purdy	12787	78	163	160	152	155	467	163.63	- 163.94	= -0.31	467 - 489=-22
Dick Rich	13513	87	155	163	181	156	500	155.70	- 155.32	= 0.38	500 - 465=35
Tom Richmond	1213	6	bk194				0	202.17	- 202.17	= 0.00	
Jeff Rodriguez	5668	39	145	99	157	146	402	144.52	- 145.33	= -0.81	402 - 435=-33
Jared J. Samuelson	12125	65	186	192	177	149	518	185.93	- 186.54	= -0.61	518 - 558=-40
Jason K. Schievelbein	11356	75	151	172	147	171	490	151.87	- 151.41	= 0.46	490 - 453=37
Bryan A. Schirmer	15333	75	204	211	201	189	601	204.28	- 204.44	= -0.16	601 - 612=-11
Jerry Schmitz	1232	6	bk189				0	205.33	- 205.33	= 0.00	
Kevin J. Schroeder	15415	84	183	150	171	190	511	183.06	- 183.51	= -0.45	511 - 549=-38
Craig A. Schutt	9647	60	160	139	175	121	435	160.03	- 160.78	= -0.75	435 - 480=-45
Jeremy D. Sklenar	14688	75	195	205	190	154	549	195.35	- 195.84	= -0.49	549 - 585=-36
Devon L. Smith	14670	81	181	184	197	203	584	181.60	- 181.11	= 0.48	584 - 543=41
Jeremy D. Smith	2684	27	99				0	99.41	- 99.41	= 0.00	
Randal W. Spangler	14523	83	174	152	165	170	487	174.53	- 174.98	= -0.44	487 - 522=-35
Matt Spotanski	5738	45	127	a112	a112	a112	336	127.51	- 127.51	= 0.00	
Chris L. Stapleton	12848	78	164	168	135	137	440	164.05	- 164.72	= -0.67	440 - 492=-52
Chris Stepp	438	3	146				0	146.00	- 146.00	= 0.00	
Bob Stevens	893	6	bk161				0	148.83	- 148.83	= 0.00	
Brian A. Stockman	10353	84	123	118	162	127	407	123.68	- 123.25	= 0.43	407 - 369=38
Nick J. Stockton	5867	36	162				0	162.97	- 162.97	= 0.00	
Brian A. Stones	12770	69	185	232	221	190	643	186.29	- 185.07	= 1.22	643 - 555=88
Ivan D. Stones	15010	87	172	131	183	154	468	171.98	- 172.53	= -0.55	468 - 516=-48
Kenny Stryker	13726	81	169	163	136	194	493	169.27	- 169.46	= -0.18	493 - 507=-14
Jeff Sulzle	10532	70	150	170	166	221	557	151.90	- 150.46	= 1.45	557 - 450=107
Justin R. Swanek	585	3	bk201				0	195.00	- 195.00	= 0.00	
Trenton J. Temme	2927	21	139				0	139.38	- 139.38	= 0.00	
Gordon E. Thiessen	16584	78	212	186	206	202	594	212.07	- 212.62	= -0.54	594 - 636=-42
Bobby Turner Jr	13152	72	182				0	182.67	- 182.67	= 0.00	
Bob G. Vogt	2176	12	181				0	181.33	- 181.33	= 0.00	
Ariel H. Weber	9409	81	116	120	124	153	397	116.74	- 116.16	= 0.58	397 - 348=49
Jason T. White	16913	81	208	215	149	203	567	208.10	- 208.80	= -0.71	567 - 624=-57
Tyler J. White	6346	45	141				0	141.02	- 141.02	= 0.00	
Collin J. Wortman	5489	42	130	147	137	126	410	131.09	- 130.69	= 0.40	410 - 390=20
Dirk C. Yonkers	15001	84	178	131	174	170	475	177.89	- 178.58	= -0.70	475 - 534=-59
Mark A. Yonkers	15241	81	188	236	218	181	635	189.00	- 188.16	= 0.84	635 - 564=71
Eric R. Zikmund	15220	83	183	226	168	194	588	183.81	- 183.37	= 0.44	588 - 549=39
Jarod D. Zikmund	517	3	172				0	172.33	- 172.33	= 0.00	

Service 2020-21

Thursday 6:30 pm

Big Apple Fun Center

High Average Listing

Name	True Average	Pins	Gms	To Raise Avg +1	To Drop Avg -1
Dustin W. Graham	215.72	19415	90	673	579
Todd M. Mathews	213.28	8318	39	670	627
Gordon E. Thiessen	212.07	17178	81	714	629
Chuck M. Brisbin	210.33	14513	69	679	606
Jason T. White	208.10	17480	84	703	615
Nick Borgman	206.22	10517	51	661	606
Jerry Schmitz	205.33	1232	6	622	612
Carter R. Hollis	204.80	16998	83	632	545
Bruce A. Hatcher	204.59	18413	90	652	558
Bryan A. Schirmer	204.28	15934	78	671	589
Tom Richmond	202.17	1213	6	614	604
Eric L. Behrendt	197.49	10072	51	620	565
Jeremy D. Sklenar	195.35	15237	78	639	557
Jerred J. Johnson	195.18	14053	72	647	571
Justin R. Swanek	195.00	585	3	591	584
Todd L. Cline	194.21	15148	78	647	565
Josh K. Krolkowski	193.33	580	3	584	577
Greg A. Pettit	191.60	17244	90	612	518
Scott A. Orcutt	191.33	5166	27	594	563
Daniel R. Harris	190.33	571	3	575	568
Tab A. Eastberg	189.99	16529	87	571	480
Randy J. Bauer	189.72	11383	60	587	523
Mark A. Yonkers	189.00	15876	84	654	566
Mike J. Johnson	187.58	14631	78	597	515
John L. Krotz	187.56	3376	18	572	550
Brian A. Stones	186.29	13413	72	612	536
Jared J. Samuelson	185.93	12643	68	563	491
Pat Garrelts	185.60	15590	84	592	504
Adam C. Bayne	184.81	7762	42	563	517
Darrin W. Karsten	184.55	12180	66	585	515
Eric R. Zikmund	183.81	15808	86	568	478
Josh A. Garrelts	183.34	15951	87	609	518
Donn Loy	183.33	1650	9	558	545
Jeff A. Fruhling	183.22	1649	9	559	546
Kevin J. Schroeder	183.06	15926	87	634	543
Bobby Turner Jr	182.67	13152	72	573	497
Devon L. Smith	181.60	15254	84	580	492
Bob G. Vogt	181.33	2176	12	554	538
Gary D. Hatcher	181.02	8508	47	592	541
Doug Houtz	179.33	13629	76	591	511
Mike Brown	179.01	15574	87	626	535
Cody L. Foster	178.67	536	3	538	531
Dirk C. Yonkers	177.89	15476	87	544	453
Kenny Owen	176.50	1059	6	534	524
Michael J. Nowak	175.78	6328	36	536	496
Tom McLeod	175.54	10006	57	554	493
Nick Kidd	175.08	2101	12	539	523
Kelly R. McFadden	175.08	2101	12	539	523
Michael G. Marcellus	175.05	14004	80	604	520

Service 2020-21

<u>Name</u>	<u>True Average</u>	<u>Pins Gms</u>		<u>To Raise Avg +1</u>	<u>To Drop Avg -1</u>
Brent A. Bayne	174.93	15219	87	531	440
Dalton L. Hollander	174.73	15551	89	549	456
Randal W. Spangler	174.53	15010	86	565	475
Jason S. Feddersen	174.25	2091	12	534	518
Larry K. Giddings	173.68	10421	60	541	477
Larry L. Harrington	173.34	15081	87	579	488
Jarod D. Zikmund	172.33	517	3	521	514
Ivan D. Stones	171.98	15478	90	518	424
Kevin M. Lawn	171.70	12191	71	537	462
Johnny L. Nikkila	171.29	15416	90	580	486
Dave Ash	171.21	2397	14	527	509
Greg Fuestman	171.20	10272	60	564	500
Jason O. Pedersen	170.23	13789	81	575	490
Bryan L. Hodges	169.33	1016	6	514	504
Kenny Stryker	169.27	14219	84	571	483
Vincent T. Mulrone	169.02	14198	84	592	504
Jacob A. Garrelts	167.17	1003	6	509	499
Matt Kearney	167.07	14535	87	585	494
Andrew J. Becker	166.13	11961	72	564	488
Michael C. Gruber	165.88	13934	84	508	420
Chris L. Stapleton	164.05	13288	81	572	487
Anthony C. Eigenberg	163.79	11138	68	506	434
Randall E. Purdy	163.63	13254	81	522	437
Nick J. Stockton	162.97	5867	36	490	450
Mike Haws	162.33	9253	57	527	466
Kirk E. Kossman	160.81	12061	75	497	418
Craig A. Schutt	160.03	10082	63	544	477
Chris Lopez	159.46	13873	87	527	436
Doug Giles	158.33	475	3	479	472
Richard L. Lopez	156.23	12655	81	533	448
Dick Rich	155.70	14013	90	495	401
Jason A. Kennedy	154.50	1854	12	471	455
Aries W. Journey	152.39	13715	90	514	420
Jeff Sulzle	151.90	11089	73	463	386
Jason K. Schievelbein	151.87	11846	78	466	384
TC Callahan	151.77	12293	81	475	390
Bill Kirkland	150.67	904	6	455	445
Bob Cherry	149.43	12552	84	498	410
Bob Stevens	148.83	893	6	448	438
Jeff Mauler	146.39	10540	72	485	409
Chris Stepp	146.00	438	3	444	437
Jeff Rodriguez	144.52	6070	42	455	409
Scott G. Frauen	142.50	10260	72	465	389
Sean A. McBride	141.69	6801	48	441	389
Jamie D. McCoy	141.58	1699	12	431	415
Tyler J. White	141.02	6346	45	470	421
EJ Jackson	139.81	5872	42	428	382
Trenton J. Temme	139.38	2927	21	433	408
Jerry L. Fisher	139.17	10438	75	482	403
Danny Jeffryes	139.00	417	3	423	416
Steve Graham	138.67	832	6	419	409
Malcolm R. Durand	137.67	413	3	415	408

Service 2020-21

Name	True Average	Pins	Gms	To Raise Avg +1	To Drop Avg -1
Brent E. Hollis	137.11	1234	9	422	409
Spencer L. Kuhl	136.27	4497	33	435	398
Andrew J. Kennedy	136.00	5712	42	453	407
Taylor L. Cisneros	134.56	1211	9	409	396
Conan R. Gifford	133.00	399	3	405	398
Jason D. McCaslin	132.61	7161	54	420	362
Ivan K. Bombeck	132.34	11911	90	458	364
Collin J. Wortman	131.09	5899	45	437	388
Matt Spotanski	127.51	5738	45	406	357
Gary Guetrauze	125.09	8256	66	438	368
James M. Crown	124.67	374	3	376	369
Brian A. Stockman	123.68	10760	87	400	309
Stephan L. Johnston	122.21	6966	57	414	353
Ariel H. Weber	116.74	9806	84	373	285
Joey Henke	114.83	689	6	346	336
Randy Lofquist	110.42	4969	45	359	310
Jeremy D. Smith	99.41	2684	27	316	285

Service 2020-21

Thursday 6:30 pm

Big Apple Fun Center

Lanes 1 - 14

* Bowlers listed must have a minimum of 21 games.

Note: This report includes information through April 22 which is Week 30 of 32

Most Improved Averages

Name	True Average	Most Improved Avg	+/-	Name	True Average	Most Improved Avg	+/-
Michael C. Gruber	165.88	146	+19.88	Andrew J. Kennedy	136.00	129	+7.00
Bobby Turner Jr	182.67	164	+18.67	Randall E. Purdy	163.63	157	+6.63
Todd L. Cline	194.21	176	+18.21	Jeff Rodriguez	144.52	138	+6.52
Jeff Sulzle	151.90	134	+17.90	Doug Houtz	179.33	173	+6.33
TC Callahan	151.77	134	+17.77	Collin J. Wortman	131.09	125	+6.09
Devon L. Smith	181.60	165	+16.60	Mike Brown	179.01	173	+6.01
Chris Lopez	159.46	143	+16.46	Ariel H. Weber	116.74	111	+5.74
Bob Cherry	149.43	133	+16.43	Todd M. Mathews	213.28	208	+5.28
Josh A. Garrelts	183.34	167	+16.34	Gary Guettrauze	125.09	120	+5.09
Dirk C. Yonkers	177.89	162	+15.89	Jason K. Schievelbein	151.87	147	+4.87
Kevin M. Lawn	171.70	156	+15.70	Bryan A. Schirmer	204.28	200	+4.28
Pat Garrelts	185.60	170	+15.60	Kenny Stryker	169.27	165	+4.27
Mike Haws	162.33	147	+15.33	Spencer L. Kuhl	136.27	132	+4.27
Matt Kearney	167.07	152	+15.07	Nick Borgman	206.22	202	+4.22
Vincent T. Mulroneo	169.02	154	+15.02	Andrew J. Becker	166.13	162	+4.13
Tab A. Eastberg	189.99	175	+14.99	Gary D. Hatcher	181.02	177	+4.02
Kirk E. Kossman	160.81	146	+14.81	Jared J. Samuelson	185.93	182	+3.93
Jason D. McCaslin	132.61	118	+14.61	Michael J. Nowak	175.78	172	+3.78
Bruce A. Hatcher	204.59	191	+13.59	Dustin W. Graham	215.72	212	+3.72
Mike J. Johnson	187.58	174	+13.58	Eric L. Behrendt	197.49	194	+3.49
Darrin W. Karsten	184.55	171	+13.55	Jason O. Pedersen	170.23	167	+3.23
Chuck M. Brisbin	210.33	197	+13.33	Jerred J. Johnson	195.18	192	+3.18
Johnny L. Nikkila	171.29	158	+13.29	Chris L. Stapleton	164.05	161	+3.05
Dalton L. Hollander	174.73	162	+12.73	Brent A. Bayne	174.93	172	+2.93
Kevin J. Schroeder	183.06	171	+12.06	EJ Jackson	139.81	137	+2.81
Scott G. Frauen	142.50	131	+11.50	Aries W. Journey	152.39	150	+2.39
Michael G. Marcellus	175.05	164	+11.05	Greg Fuestman	171.20	169	+2.20
Eric R. Zikmund	183.81	173	+10.81	Nick J. Stockton	162.97	161	+1.97
Adam C. Bayne	184.81	174	+10.81	Randy Lofquist	110.42	109	+1.42
Randal W. Spangler	174.53	164	+10.53	Tom McLeod	175.54	175	+0.54
Jerry L. Fisher	139.17	129	+10.17	Matt Spotanski	127.51	127	+0.51
Jason T. White	208.10	198	+10.10	Jeremy D. Smith	99.41	99	+0.41
Dick Rich	155.70	146	+9.70	Trenton J. Temme	139.38	139	+0.38
Brian A. Stockman	123.68	114	+9.68	Stephan L. Johnston	122.21	122	+0.21
Greg A. Pettit	191.60	182	+9.60	Scott A. Orcutt	191.33	192	-0.67
Brian A. Stones	186.29	177	+9.29	Randy J. Bauer	189.72	191	-1.28
Richard L. Lopez	156.23	147	+9.23	Ivan K. Bombeck	132.34	134	-1.66
Gordon E. Thiessen	212.07	203	+9.07	Craig A. Schutt	160.03	162	-1.97
Carter R. Hollis	204.80	196	+8.80	Anthony C. Eigenberg	163.79	166	-2.21
Larry K. Giddings	173.68	165	+8.68	Sean A. McBride	141.69	144	-2.31
Mark A. Yonkers	189.00	181	+8.00	Jeff Mauler	146.39	149	-2.61
Ivan D. Stones	171.98	164	+7.98	Larry L. Harrington	173.34	176	-2.66
Jeremy D. Sklenar	195.35	188	+7.35	Tyler J. White	141.02	145	-3.98

Service 2020-21

Thursday 6:30 pm

Big Apple Fun Center

Most Pins Over Average

Name	----Old----		Old				---Average Change---			Weekly Over Avg	
	Pins	Games	Avg	-1-	-2-	-3-	Total	New - Old	---> +/-	Series Avg +/-	
Todd M. Mathews	7580	36	210	247	234	257	738	213.28	- 210.56	= 2.73	738 - 630=108
Jeff Sulzle	10532	70	150	170	166	221	557	151.90	- 150.46	= 1.45	557 - 450=107
TC Callahan	11737	78	150	226	176	154	556	151.77	- 150.47	= 1.29	556 - 450=106
Doug Houtz	12994	73	178	191	243	201	635	179.33	- 178.00	= 1.33	635 - 534=101
Chris Lopez	13299	84	158	212	176	186	574	159.46	- 158.32	= 1.14	574 - 474=100
Pat Garrelts	14945	81	184	233	200	212	645	185.60	- 184.51	= 1.09	645 - 552=93
Brian A. Stones	12770	69	185	232	221	190	643	186.29	- 185.07	= 1.22	643 - 555=88
Kirk E. Kossman	11502	72	159	185	206	168	559	160.81	- 159.75	= 1.06	559 - 477=82
Larry K. Giddings	9828	57	172	179	247	167	593	173.68	- 172.42	= 1.26	593 - 516=77
Tab A. Eastberg	15888	84	189	177	241	223	641	189.99	- 189.14	= 0.85	641 - 567=74
Mark A. Yonkers	15241	81	188	236	218	181	635	189.00	- 188.16	= 0.84	635 - 564=71
Bruce A. Hatcher	17735	87	203	221	209	248	678	204.59	- 203.85	= 0.74	678 - 609=69
Matt Kearney	13983	84	166	216	173	163	552	167.07	- 166.46	= 0.60	552 - 498=54
Michael G. Marcellus	13431	77	174	169	217	187	573	175.05	- 174.43	= 0.62	573 - 522=51
Ariel H. Weber	9409	81	116	120	124	153	397	116.74	- 116.16	= 0.58	397 - 348=49
Josh A. Garrelts	15362	84	182	215	164	210	589	183.34	- 182.88	= 0.46	589 - 546=43
Carter R. Hollis	16345	80	204	213	216	224	653	204.80	- 204.31	= 0.48	653 - 612=41
Devon L. Smith	14670	81	181	184	197	203	584	181.60	- 181.11	= 0.48	584 - 543=41
Eric R. Zikmund	15220	83	183	226	168	194	588	183.81	- 183.37	= 0.44	588 - 549=39
Brian A. Stockman	10353	84	123	118	162	127	407	123.68	- 123.25	= 0.43	407 - 369=38
Jason K. Schievelbein	11356	75	151	172	147	171	490	151.87	- 151.41	= 0.46	490 - 453=37
Spencer L. Kuhl	4055	30	135	178	135	129	442	136.27	- 135.17	= 1.11	442 - 405=37
Dick Rich	13513	87	155	163	181	156	500	155.70	- 155.32	= 0.38	500 - 465=35
EJ Jackson	5422	39	139	122	167	161	450	139.81	- 139.03	= 0.78	450 - 417=33
Kevin M. Lawn	11645	68	171	181	197	168	546	171.70	- 171.25	= 0.45	546 - 513=33
Dustin W. Graham	18738	87	215	235	206	236	677	215.72	- 215.38	= 0.34	677 - 645=32
Adam C. Bayne	7181	39	184	187	200	194	581	184.81	- 184.13	= 0.68	581 - 552=29
Mike J. Johnson	14041	75	187	216	184	190	590	187.58	- 187.21	= 0.36	590 - 561=29
Michael C. Gruber	13412	81	165	146	173	203	522	165.88	- 165.58	= 0.30	522 - 495=27
Collin J. Wortman	5489	42	130	147	137	126	410	131.09	- 130.69	= 0.40	410 - 390=20
Bob Cherry	12086	81	149	162	158	146	466	149.43	- 149.21	= 0.22	466 - 447=19
Andrew J. Becker	11448	69	165	167	193	153	513	166.13	- 165.91	= 0.21	513 - 495=18
Greg A. Pettit	16668	87	191	182	213	181	576	191.60	- 191.59	= 0.01	576 - 573=3
Greg Fuestman	9759	57	171	194	170	149	513	171.20	- 171.21	= -0.01	513 - 513=0
Johnny L. Nikkila	14905	87	171	166	165	180	511	171.29	- 171.32	= -0.03	511 - 513=-2
Vincent T. Mulroney	13693	81	169	161	135	209	505	169.02	- 169.05	= -0.03	505 - 507=-2
Larry L. Harrington	14564	84	173	174	164	179	517	173.34	- 173.38	= -0.04	517 - 519=-2
Gary Guetrauze	7883	63	125	134	105	134	373	125.09	- 125.13	= -0.04	373 - 375=-2

Service 2020-21

Name	----Old----		Old				---Average Change---				Weekly Over Avg
	Pins	Games	Avg	-1-	-2-	-3-	Total	New - Old	----> +/-	Series Avg +/-	
Darrin W. Karsten	11634	63	184	167	156	223	546	184.55	- 184.67	= -0.12	546 - 552=-6
Nick Borgman	9907	48	206	224	192	194	610	206.22	- 206.40	= -0.18	610 - 618=-8
Mike Brown	15046	84	179	198	141	189	528	179.01	- 179.12	= -0.11	528 - 537=-9
Anthony C. Eigenberg	10659	65	163	162	161	156	479	163.79	- 163.98	= -0.19	479 - 489=-10
Bryan A. Schirmer	15333	75	204	211	201	189	601	204.28	- 204.44	= -0.16	601 - 612=-11
Kenny Stryker	13726	81	169	163	136	194	493	169.27	- 169.46	= -0.18	493 - 507=-14
Jeff Mauler	10118	69	146	151	140	131	422	146.39	- 146.64	= -0.25	422 - 438=-16
Richard L. Lopez	12204	78	156	152	133	166	451	156.23	- 156.46	= -0.23	451 - 468=-17
Todd L. Cline	14585	75	194	153	220	190	563	194.21	- 194.47	= -0.26	563 - 582=-19
Mike Haws	8787	54	162	158	170	138	466	162.33	- 162.72	= -0.39	466 - 486=-20
Eric L. Behrendt	9503	48	197	170	198	201	569	197.49	- 197.98	= -0.49	569 - 591=-22
Randall E. Purdy	12787	78	163	160	152	155	467	163.63	- 163.94	= -0.31	467 - 489=-22
Jeff Rodriguez	5668	39	145	99	157	146	402	144.52	- 145.33	= -0.81	402 - 435=-33
Randy J. Bauer	10847	57	190	143	232	161	536	189.72	- 190.30	= -0.58	536 - 570=-34
Dalton L. Hollander	15060	86	175	160	170	161	491	174.73	- 175.12	= -0.39	491 - 525=-34
Randal W. Spangler	14523	83	174	152	165	170	487	174.53	- 174.98	= -0.44	487 - 522=-35
Jeremy D. Sklenar	14688	75	195	205	190	154	549	195.35	- 195.84	= -0.49	549 - 585=-36
Kevin J. Schroeder	15415	84	183	150	171	190	511	183.06	- 183.51	= -0.45	511 - 549=-38
Jared J. Samuelson	12125	65	186	192	177	149	518	185.93	- 186.54	= -0.61	518 - 558=-40
Gordon E. Thiessen	16584	78	212	186	206	202	594	212.07	- 212.62	= -0.54	594 - 636=-42
Craig A. Schutt	9647	60	160	139	175	121	435	160.03	- 160.78	= -0.75	435 - 480=-45
Ivan D. Stones	15010	87	172	131	183	154	468	171.98	- 172.53	= -0.55	468 - 516=-48
Jerred J. Johnson	13519	69	195	165	184	185	534	195.18	- 195.93	= -0.75	534 - 585=-51
Chris L. Stapleton	12848	78	164	168	135	137	440	164.05	- 164.72	= -0.67	440 - 492=-52
Jason T. White	16913	81	208	215	149	203	567	208.10	- 208.80	= -0.71	567 - 624=-57
Dirk C. Yonkers	15001	84	178	131	174	170	475	177.89	- 178.58	= -0.70	475 - 534=-59
Ivan K. Bombeck	11590	87	133	105	104	112	321	132.34	- 133.22	= -0.87	321 - 399=-78
Jason O. Pedersen	13356	78	171	134	171	128	433	170.23	- 171.23	= -1.00	433 - 513=-80
Aries W. Journey	13340	87	153	107	117	151	375	152.39	- 153.33	= -0.94	375 - 459=-84
Jerry L. Fisher	10123	72	140	96	109	110	315	139.17	- 140.60	= -1.42	315 - 420=-105
Gary D. Hatcher	8094	44	183	149	129	136	414	181.02	- 183.95	= -2.93	414 - 549=-135

Service 2020-21

Thursday 6:30 pm

Big Apple Fun Center

Alphabetic League Bowler Contact List

USBC							Bowling	
ID Number	Name	Avg	Gms	Phone	Phone	E-mail	Hand	Sex
1494-1709	Dave Ash	171	14	(308)224-6141	(308)___-__		R	M
1494-2657	Randy J. Bauer	189	60	(308)750-6212	(__)-__-__	randyb_99@hotmail.com	R	M
1494-2463	Adam C. Bayne	184	42	(308)293-8409	(__)-__-__	daddybarnyard@gmail.com	R	M
1494-2449	Brent A. Bayne	174	87	(308)240-0075	(__)-__-__	bbayne83@gmail.com	R	M
1494-3148	Andrew J. Becker	166	72	(308)240-0256	(__)-__-__	a.becker1919@gmail.com	R	M
6219-144	Eric L. Behrendt	197	51	(308)238-1908	(__)-__-__	eb.brushworks@gmail.com	R	M
1494-38	Ivan K. Bombeck	132	90	(308)237-7689	(__)-__-__		L	M
7914-30070	Nick Borgman	206	51	(402)910-5636	(__)-__-__		R	M
1494-789	Chuck M. Brisbin	210	69	(308)234-4545	(308)440-2265	Huskers300@gmail.com	R	M
11-463941	Mike Brown	179	87	(308)233-7686	(__)-__-__		R	M
1494-3086	TC Callahan	151	81	(308)233-1311	(__)-__-__		R	M
1494-11	Bob Cherry	149	84	(308)470-1508	(__)-__-__		R	M
9726-4267	Taylor L. Cisneros	134	9	(308)708-3480	(308)___-__		R	M
1494-315	Todd L. Cline	194	78	(308)293-7645	(__)-__-__		R	M
1513-966	James M. Crown	bk144	3	(308)530-6800	(__)-__-__		R	M
6201-69	Malcolm R. Durand	bk136	3	(308)627-8530	(__)-__-__	knowbody308@gmail.com	R	M
1494-260	Tab A. Eastberg	189	87	(308)293-0559	(__)-__-__		R	M
16-136521	Anthony C. Eigenberg	163	68	(402)460-7323	(__)-__-__	eigenbergac@loppers.unk.edu	R	M
11-389086	Jason S. Feddersen	174	12	(308)627-8211	(__)-__-__	jfedmedia@gmail.com	R	M
1494-72	Jerry L. Fisher	139	75	(308)293-3846	(__)-__-__		R	M
1513-246	Cody L. Foster	178	3	(308)530-9728	(308)___-__	cf0320@hotmail.com	R	M
1494-2367	Scott G. Frauen	142	72	(308)390-5205	(__)-__-__	hippibollow@live.msn	R	M
1494-261	Jeff A. Fruhling	183	9	(308)627-7332	(__)-__-__	drfruman@hotmail.com	R	M
1494-949	Greg Fuestman	171	60	(308)224-1500	(__)-__-__	gregfuestman@gmail.com	R	M
6201-141	Jacob A. Garrelts	167	6	(308)224-7477	(308)440-1412	jacobgal6@gmail.com	R	M
7914-36326	Josh A. Garrelts	183	87	(308)627-1953	(308)237-0451	joshg112@frontier.com	L	M
1494-421	Pat Garrelts	185	84	(308)440-1412	(__)-__-__	patsplumbing@frontier.com	R	M
1494-1258	Larry K. Giddings	173	60	(308)627-3247	(308)___-__	lkgiddings300@gmail.com	R	M
1494-3221	Conan R. Gifford	133	3	(308)455-7948	(__)-__-__	conan1311@gmail.com	R	M
1494-1810	Doug Giles	bk168	3	(308)627-5683	(__)-__-__	gman245@yahoo.com	R	M
1494-2616	Dustin W. Graham	215	90	(402)760-2000	(__)-__-__		R	M
8966-5939	Steve Graham	138	6	(402)760-0143	(__)-__-__	ainskaw@hotmail.com	L	M
9726-4249	Michael C. Gruber	165	84	(619)876-6943	(308)___-__	michaelcgruber@gmail.com	R	M
1494-2329	Gary Guettrauze	125	66	(308)233-2009	(__)-__-__	guettrauze@gmail.com	R	M
27580-14	Larry L. Harrington	173	87	(308)236-5902	(__)-__-__		R	M
9726-4255	Daniel R. Harris	190	3	(308)___-__	(308)240-2200	brynleeray2014@gmail.com	R	M
1486-2240	Bruce A. Hatcher	204	90	(308)627-7379	(__)-__-__	brucehatcher@charter.net	R	M
1494-256	Gary D. Hatcher	181	47	(308)238-3914	(__)-__-__	gary.hatcher@charter.net	R	M
9726-4197	Mike Haws	162	57	(308)233-7692	(__)-__-__	michael.haws24@gmail.com	R	M
9726-4250	Joey Henke	114	6	(308)240-0560	(__)-__-__	kingjoe555@hotmail.com	R	M
1494-2652	Bryan L. Hodges	bk158	6	(308)440-6689	(__)-__-__	buffalo_designs@yahoo.com	R	M
11-388265	Dalton L. Hollander	174	89	(308)627-0055	(__)-__-__	dalhollander@gmail.com	R	M
9726-4115	Brent E. Hollis	137	9	(308)627-7532	(__)-__-__		R	M
11-536044	Carter R. Hollis	204	83	(308)293-3437	(__)-__-__	onekoolmustang@aol.com	R	M
1494-649	Doug Houtz	179	76	(308)224-1698	(__)-__-__	writetodoug@yahoo.com	R	M
1494-2230	EJ Jackson	139	42	(308)293-5667	(__)-__-__		L	M
1468-58	Danny Jeffryes	bk170	3	(402)276-2715	(__)-__-__	djeffryes52@gmail.com	R	M
1494-2364	Jerred J. Johnson	195	72	(308)440-1200	(308)___-__	jlliv2hunt@hotmail.com	R	M
1494-3060	Mike J. Johnson	187	78	(308)293-9595	(__)-__-__	crazeyer@gmail.com	R	M
9726-4235	Stephan L. Johnston	122	57	(308)293-4728	(__)-__-__	stephanj1616@gmail.com	R	M
11-750023	Aries W. Journey	152	90	(308)224-9045	(__)-__-__	arieswjourney1@gmail.com	R	M
1494-1613	Darrin W. Karsten	184	66	(308)627-4799	(__)-__-__	dwkarsten@aol.com	R	M
1494-3135	Matt Kearney	167	87	(308)440-5368	(308)325-4320	thomasmatthewkearney@gmail.com	R	M

USBC							Bowling	
ID Number	Name	Avg	Gms	Phone	Phone	E-mail	Hand	Sex
9726-4222	Andrew J. Kennedy	136	42	(308)930-0221	() - -	akennedy5445@gmail.com	R	M
1494-1763	Jason A. Kennedy	154	12	(402)469-5098	() - -		R	M
1489-496	Nick Kidd	175	12	(308)627-6139	() - -	nickkidd79@gmail.com	R	M
1494-1989	Bill Kirkland	bk144	6	(308)233-4253	() - -	kirklandsiding@charter.net	R	M
1494-352	Kirk E. Kossman	160	75	(308)440-5461	() - -	goosehunter1226@yahoo.com	R	M
1494-2696	Josh K. Krolikowski	bk174	3	(308)440-1536	() - -	joshkrolikowski@gmail.com	R	M
1494-2625	John L. Krotz	187	18	(308)440-9799	() - -	jlkrotz@yahoo.com	R	M
9726-4251	Spencer L. Kuhl	136	33	(308)236-5748	(308) - -	slkuhl@hotmail.com	R	M
1494-143	Kevin M. Lawn	171	71	(308)293-3968	() - -		R	M
9726-4252	Randy Lofquist	110	45	(308) - -	(308) - -	dynamicrides@hotmail.com	R	M
1494-2660	Chris Lopez	159	87	(308)293-4589	() - -	marriedlopezman_0@hotmail.com	R	M
1494-252	Richard L. Lopez	156	81	(308)293-3289	(308)237-3804	riopz51@gmail.com	R	M
10-1822254	Donn Loy	183	9	(308)920-1203	() - -	donnloy@mac.com	R	M
11-520037	Michael G. Marcellus	175	80	(308)830-1967	() - -	michael.gordon-marcellus@hotmail.com	R	M
1494-1323	Todd M. Mathews	213	39	(308)293-5684	() - -		R	M
1494-2382	Jeff Mauler	146	72	(308)440-7021	() - -	jeff_mauler@yahoo.com	R	M
9726-4200	Sean A. McBride	141	48	(308)224-8576	() - -		R	M
8793-1511	Jason D. McCaslin	132	54	(308)240-0614	() - -	bbgmccaslin@gmail.com	R	M
1494-2996	Jamie D. McCoy	141	12	(308)455-7678	() - -	mccoyjamie464@gmail.com	R	M
6219-307	Kelly R. McFadden	175	12	(308)293-7045	() - -	kelly.mcfadden@yahoo.com	R	M
1494-2556	Tom McLeod	175	57	(308)440-2091	() - -	tmcleod221@gmail.com	R	M
1494-2192	Vincent T. Mulrone	169	84	(308)440-1256	(308)440-2609	vinnie4580@gmail.com	R	M
1494-182	Johnny L. Nikkila	171	90	(308)440-1331	() - -	jln.mkn@charter.net	R	M
18-47737	Michael J. Nowak	175	36	(402)690-4666	(308) - -	mike132304@yahoo.com	R	M
1494-2481	Scott A. Orcutt	191	27	(308)293-4437	() - -	scott.a.orcutt@gmail.com	R	M
300-6153	Kenny Owen	bk168	6	(308)440-8316	(308)234-4545	ken.owen@bigapplefuncenter.com	R	M
8193-35541	Jason O. Pedersen	170	81	(480)216-0233	() - -	japed97@gmail.com	R	M
6201-149	Greg A. Pettit	191	90	(308)224-0475	() - -	gpettit90@gmail.com	R	M
1494-2728	Randall E. Purdy	163	81	(308)627-5803	() - -	repurdy@gmail.com	R	M
1494-268	Dick Rich	155	90	(308)234-3486	() - -		L	M
1494-1207	Tom Richmond	bk194	6	(308)293-5430	() - -	thmsrchmnd@gmail.com	R	M
1494-3077	Jeff Rodriguez	144	42	(308)930-7882	() - -		R	M
6201-21	Jared J. Samuelson	185	68	(308)233-1018	() - -	samuelsnj@gmail.com	R	M
1494-2713	Jason K. Schievelbein	151	78	(308)224-0117	() - -	jasonschievelbein@gmail.com	R	M
1490-329	Bryan A. Schirmer	204	78	(308)520-0388	() - -		R	M
1494-85	Jerry Schmitz	bk189	6	(308)233-1948	() - -		R	M
1494-2553	Kevin J. Schroeder	183	87	(308)627-5064	() - -	kschroeder21@hotmail.com	R	M
1494-3217	Craig A. Schutt	160	63	(308)216-0911	() - -		R	M
6219-124	Jeremy D. Sklenar	195	78	(308)627-5735	() - -	jdsklenar@hotmail.com	R	M
6201-129	Devon L. Smith	181	84	(308)440-7744	() - -	devons99@gmail.com	L	M
9726-4198	Jeremy D. Smith	99	27	(308)293-3083	() - -	famous.jdave@yahoo.com	R	M
1494-113	Randal W. Spangler	174	86	(308)293-6648	() - -	btrspangler@charter.net	R	M
18-1927	Matt Spotanski	127	45	(308)730-0556	() - -	spotanskimj@hotmail.com	R	M
1494-452	Chris L. Stapleton	164	81	(308)293-5587	() - -		R	M
8966-4246	Chris Stepp	146	3	(308)391-2619	() - -	cover.n.paint@gmail.com	R	M
1494-303	Bob Stevens	bk161	6	(308)440-4005	() - -	roberthuskers@gmail.com	R	M
1494-3233	Brian A. Stockman	123	87	(308)293-5943	() - -	stocky71833@yahoo.com	R	M
1494-2685	Nick J. Stockton	162	36	(308)760-3835	() - -	stocky2002@yahoo.com	R	M
1494-2362	Brian A. Stones	186	72	(308)238-8010	() - -	stonesb21@hotmail.com	R	M
1494-6	Ivan D. Stones	171	90	(308)234-4231	(308)440-3258	stonivad@charter.net	R	M
1494-7	Kenny Stryker	169	84	(308)234-3945	() - -		R	M
1494-2997	Jeff Sulzle	151	73	(308)293-4307	(308)233-9465	jssulzl@live.com	R	M
1489-1082	Justin R. Swanek	bk201	3	(402)210-0537	() - -	biggerj79@yahoo.com	R	M
11-750022	Trenton J. Temme	139	21	(308)440-7626	() - -	temmet2004@gmail.com	R	M
5900-6259	Gordon E. Thiessen	212	81	(402)628-0196	() - -	gordonthiessen@gmail.com	R	M
1494-87	Bobby Turner Jr	182	72	(308)440-1799	() - -	jkrt47@gmail.com	R	M
1494-88	Bob G. Vogt	181	12	(308)234-9330	(308)233-2447		R	M
9726-4244	Ariel H. Weber	116	84	(763)415-4944	() - -	rel6789@yahoo.com	R	M

Service 2020-21

USBC							Bowling	
ID Number	Name	Avg	Gms	Phone	Phone	E-mail	Hand	Sex
1486-5074	Jason T. White	208	84	(308)383-4661	()_-__		R	M
1494-2814	Tyler J. White	141	45	(308)440-3393	()_-__	tylerwhite_21@hotmail.com	R	M
1494-3189	Collin J. Wortman	131	45	(308)340-6619	()_-__	wolfgangwortman81@gmail.com	R	M
1494-3143	Dirk C. Yonkers	177	87	(308)293-4147	()_-__	peeb4147@gmail.com	R	M
1494-1898	Mark A. Yonkers	189	84	(308)440-6006	()_-__		R	M
1494-2816	Eric R. Zikmund	183	86	(308)293-1744	()_-__	littleswan@aol.com	R	M
6201-122	Jarod D. Zikmund	172	3	(308)___-__	(308)___-__		R	M

Service 2020-21

Big Apple Fun Center

This report is for scores bowled April 22 which is Week 30 of 32

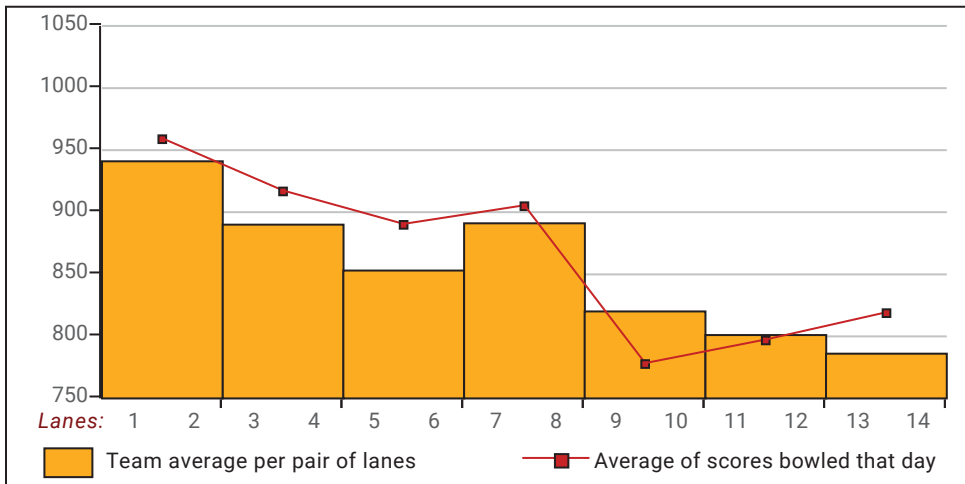
This Week's Statistics: Lefties vs Righties

Unless designated left handed, bowlers are considered right handed.

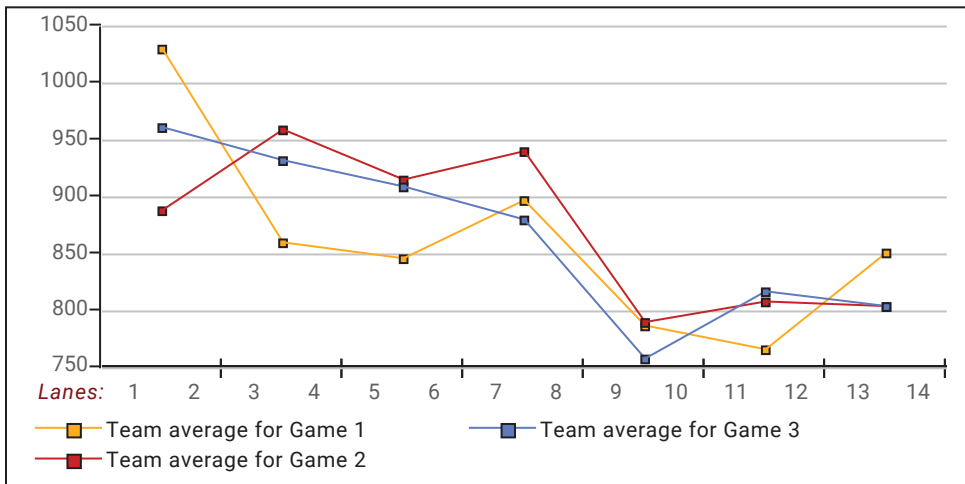
	Over All	Right	Left
How many people bowled	69	64	5
Number of games bowled	207	192	15
Actual average of week's scores	174.10	174.97	162.93
How many games above average	107	97	10
How many games below average	98	93	5
Pins above/below average per game	2.49	2.30	4.93
How many people raised average	33	29	4
by this amount	0.75	0.78	0.53
How many people went down	36	35	1
by this amount	-0.52	-0.51	-0.87
League average before bowling	172.07	173.14	158.31
League average after bowling	172.16	173.22	158.56
Change in league average	0.09	0.08	0.25
800s	--	--	--
775s	--	--	--
750s	--	--	--
725s	1	1	--
700s	--	--	--
675s	2	2	--
650s	1	1	--
625s	5	5	--
600s	2	2	--
575s	8	6	2
550s	9	9	--
525s	6	6	--
500s	9	8	1
475s	6	6	--
450s	6	5	1
425s	4	4	--
400s	5	5	--
below 400	5	4	1
300s	--	--	--
275s	--	--	--
250s	1	1	--
225s	14	14	--
200s	36	33	3
175s	44	41	3
150s	64	59	5
125s	33	33	--
100s	13	9	4
below 100	2	2	--

This report is for scores bowled April 22 which is Week 30 of 32

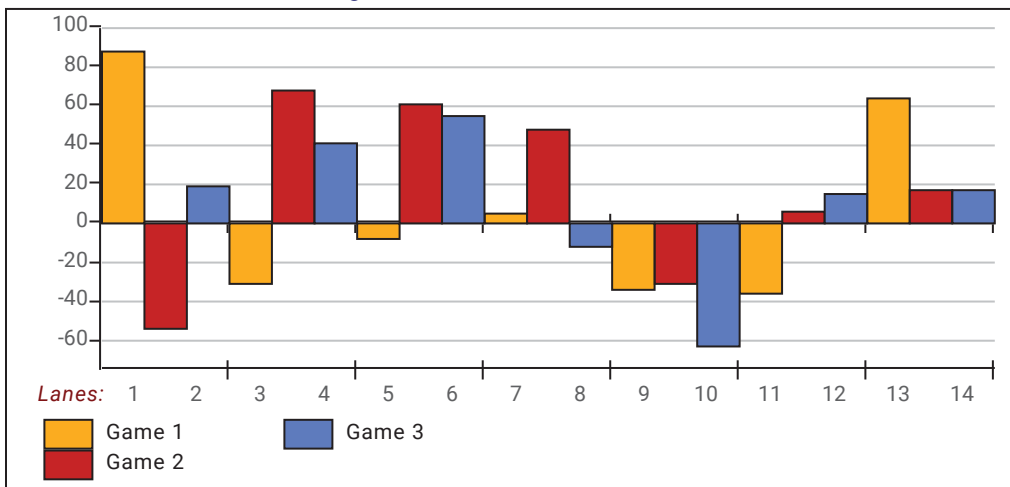
Team Average vs Avg of Scores



Average of Scores for Each Game

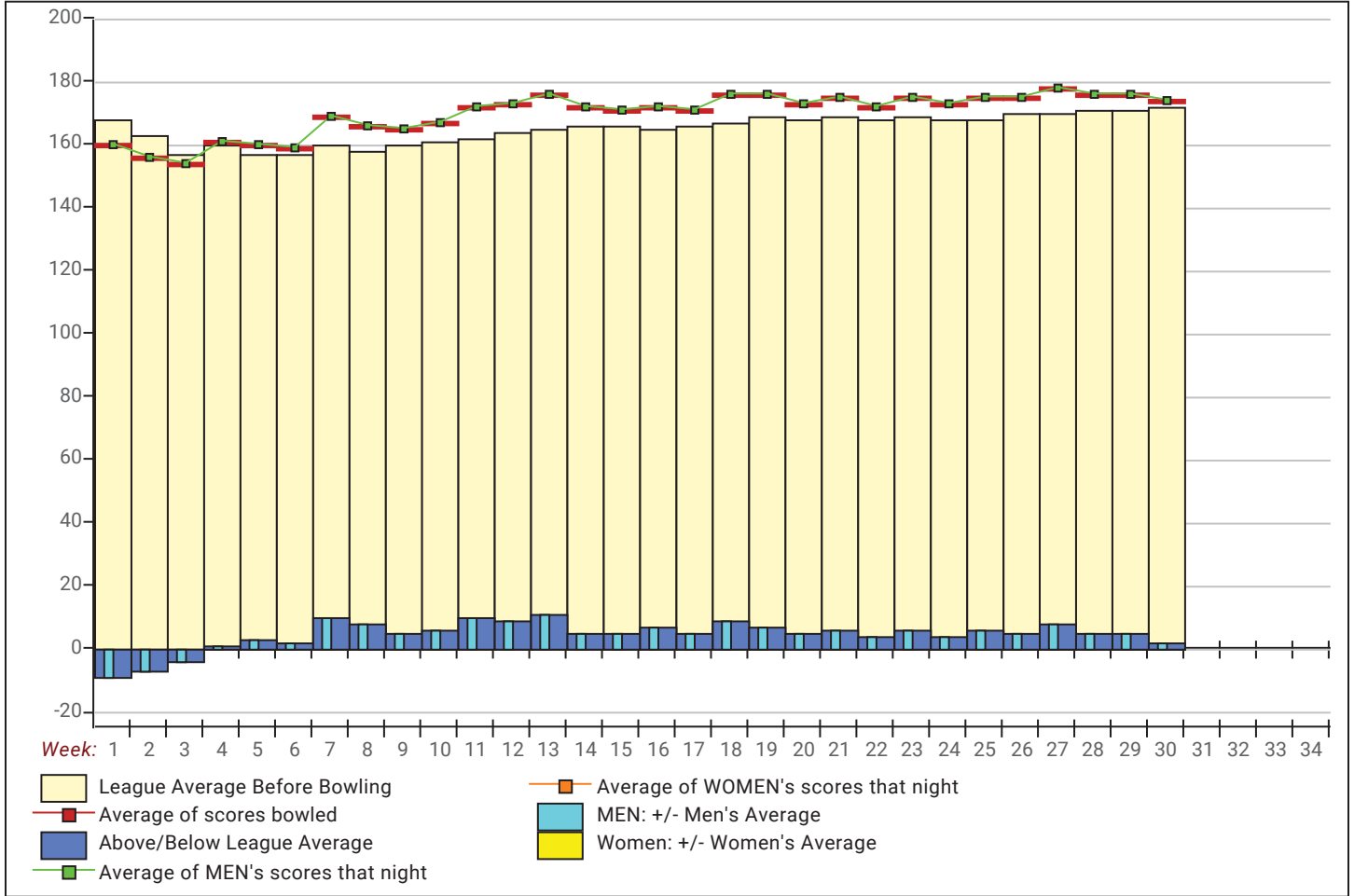


Amount Over/Under Team Average



This report is for scores bowled April 22 which is Week 30 of 32

League Average Week-by-Week



League Average Statistics for Last Week

	League	Right Hand	Left Hand
League Average Before Bowling	172.07	173.14	158.31
Average of scores bowled that night	174.10	174.97	162.93
New League Average After Bowling	172.16	173.22	158.56
Change in League Average	.09	.08	.25
People Who Bowled Over Average	33	29	4
People Who Bowled Under Average	36	35	1
Average Amount of Series Over Avg	54.06	56.28	38.00
Average Amount of Series Under Avg	-35.22	-34.00	-78.00
Difference Avg, NiteAvg	2.49	2.30	4.93
Number of Bowlers	69	64	5
Number of Games Bowled	207	192	15
People Who Raised Their Average	33	29	4
Raised By an Average of This Amount	.75	.78	.53
People Who Lowered Their Average	36	35	1
Lowered By an Average of This Amou	-.52	-.51	-.87
Number of Games Bowled Over Avera	107	97	10
Number of Games Bowled Under Avera	98	93	5

Note: Averages are based only on people who bowled.

Service 2020-21

Thursday 6:30 pm

Big Apple Fun Center

Lanes 1 - 14

If you have questions, please contact

Gary Hatcher (308)238-3914 PO Box 594, Gibbon, NE 68840
Send E-mail to: gary.hatcher@charter.net

Note: This report includes information through April 22 which is Week 30 of 32

Awards Earned This Week

Name	USBC ID Number	Award Average	Award Games	G1	G2	G3	Series	Award Score	Award Received
Randy J. Bauer	1494-2657 USBC	190	57	143	232	161	536	232	225 Game (Local Assoc. Awards)
Terrence D. Callahan	1494-3086 USBC	150	78	226	176	154	556	226	75 Pins Over Average (Local Assoc. Awards)
	1494-3086 USBC	150	78	226	176	154	556	226	225 Game (Local Assoc. Awards)
Tab A. Eastberg	1494-260 USBC	189	84	177	241	223	641	241	225 Game (Local Assoc. Awards)
Patrick A. Garrelts	1494-421 USBC	184	81	233	200	212	645	233	225 Game (Local Assoc. Awards)
Larry K. Giddings	1494-1258 USBC	172	57	179	247	167	593	247	225 Game (Local Assoc. Awards)
	1494-1258 USBC	172	57	179	247	167	593	247	75 Pins Over Average (Local Assoc. Awards)
Michael C. Gruber	9726-4249 USBC	165	81	146	173	203	522	203	200 Game (Local Assoc. Awards)
Douglas G. Houtz	1494-649 USBC	178	73	191	243	201	635	243	225 Game (Local Assoc. Awards)
Kirk E. Kossman	1494-352 USBC	159	72	185	206	168	559	206	200 Game (Local Assoc. Awards)
Spencer L. Kuhl	9726-4251 USBC	135	30	178	135	129	442	178	175 Game (Local Assoc. Awards)
Christopher L. Lopez	1494-2660 USBC	158	84	212	176	186	574	212	200 Game (Local Assoc. Awards)
Todd M. Mathews	1494-1323 USBC	210	36	247	234	257	738	738	700 Series (Local Assoc. Awards)
	1494-1323 USBC	210	36	247	234	257	738	257	250 Game (Local Assoc. Awards)
Brian A. Stones	1494-2362 USBC	185	69	232	221	190	643	232	225 Game (Local Assoc. Awards)
Jeffrey S. Sulzle	1494-2997 USBC	150	70	170	166	221	557	221	200 Game (Local Assoc. Awards)
Ariel H. Weber	9726-4244 USBC	116	81	120	124	153	397	153	150 Game (Local Assoc. Awards)
Mark A. Yonkers	1494-1898 USBC	188	81	236	218	181	635	236	225 Game (Local Assoc. Awards)
Eric R. Zikmund	1494-2816 USBC	183	83	226	168	194	588	226	225 Game (Local Assoc. Awards)

Service 2020-21

Thursday 6:30 pm

Big Apple Fun Center

Lanes 1 - 14

Team Standings

Place	Team Name	Avg p/gm	Points Won	Points Lost	Year-To-Date WON	Y-T-D LOST
1	Bone Yard	900	284 ½	115 ½	640	560
2	Graham Transportation	951	252 ½	147 ½	676	524
3	Pat's Plumbing Service	910	232 ½	167 ½	694 ½	505 ½
4	Lucky Duck	951	230 ½	169 ½	600	600
5	Britney Spares	816	223	177	615	585
6	Walter's Electric	878	216 ½	183 ½	689	511
7	Belschners	785	202	198	632	568
8	O'Brien-Straatmann-Redinger	729	184	216	550	650
9	Coors Light/Turner Body Shop	893	179 ½	220 ½	582	618
10	Big Apple	899	179 ½	220 ½	515	685
11	Northgate Veterinary Clinic	872	170	230	601	599
12	Impact Bowlers	868	150 ½	249 ½	566 ½	633 ½
13	Sentinels	711	150 ½	249 ½	475 ½	724 ½
14	Detail Beyond	708	144 ½	255 ½	563 ½	636 ½

*** Although not shown, standings are determined by points only for the current part

Last Week's Top Scores

Scratch Game		Scratch Series		Handicap Game		Handicap Series	
257	Todd Mathews	738	Todd Mathews	291	TC Callahan	753	Todd Mathews
248	Bruce Hatcher	678	Bruce Hatcher	290	Larry Giddings	752	Jeff Sulzle
247	Larry Giddings	677	Dustin Graham	286	Jeff Sulzle	751	TC Callahan
243	Doug Houtz	653	Carter Hollis	280	Doug Houtz	746	Doug Houtz
241	Tab Eastberg	645	Pat Garrelts	269	Chris Lopez	745	Chris Lopez
236	Mark Yonkers	643	Brian Stones	267	Tab Eastberg	738	Pat Garrelts
236	Dustin Graham	641	Tab Eastberg	265	Matt Kearney	733	Brian Stones
233	Pat Garrelts	635	Mark Yonkers	264	Pat Garrelts	727	Kirk Kossman
232	Randy Bauer	635	Doug Houtz	263	Mark Yonkers	722	Larry Giddings
232	Brian Stones	610	Nick Borgman	262	Todd Mathews	719	Tab Eastberg
				262	Kirk Kossman		
				262	Brian Stones		

Service 2020-21

Thursday 6:30 pm

Big Apple Fun Center

President: Chuck Brisbin Vice President: Bobby Turner Jr

Secretary/Treasurer: Gary Hatcher

Top 4 Teams

Place	#	Team Name	Points Won	Points Lost	%Won	Pins + HDCP	Scratch Pins	Avg p/gm	Year-To-Date WON	Y-T-D LOST	Y-T-D % WON
1	8	Northgate Veterinary Clinic	28 ½	11 ½	71.3	102219	81233	873	629 ½	610 ½	50.8
2	10	Bone Yard	27	13	67.5	102326	83935	902	667	573	53.8
3	3	Walter's Electric	13	27	32.5	102245	81700	878	702	538	56.6
4	5	Pat's Plumbing Service	11 ½	28 ½	28.8	103023	84511	908	706	534	56.9

Review of Last Week's Bowling.....

Lanes	Team Name	HDCP -1-	HDCP -2-	HDCP -3-	HDCP Total	Last Wk WON	Team Name	HDCP -1-	HDCP -2-	HDCP -3-	HDCP Total	Last Wk WON
7-8	Northgate Veterinary	1144	1052	1074	3270	28 ½	<---> Pat's Plumbing Servic	1024	968	1076	3068	11 ½
9-10	Walter's Electric	1086	1090	1086	3262	13	<---> Bone Yard	1127	1089	1139	3355	27

Lane Assignments

9-10

Wk32 05/06 8-10 Playoff Scores count

Last Week's Top Scores

Team Scratch Game		Team Scratch Series		Team Handicap Game		Team Handicap Series	
994	Bone Yard	2920	Bone Yard	1144	Northgate Veterinary Clinic	3355	Bone Yard
948	Northgate Veterinary Clinic	2664	Northgate Veterinary Clinic	1139	Bone Yard	3270	Northgate Veterina
903	Pat's Plumbing Service	2656	Walter's Electric	1090	Walter's Electric	3262	Walter's Electric
888	Walter's Electric	2549	Pat's Plumbing Service	1076	Pat's Plumbing Service	3068	Pat's Plumbing Ser
Scratch Game		Scratch Series		Handicap Game		Handicap Series	
298	Bruce Hatcher	725	Bruce Hatcher	300	Bruce Hatcher	749	Bruce Hatcher
256	Mike Johnson	681	Nick Borgman	284	Mike Johnson	708	Nick Borgman
238	Nick Borgman	614	Mike Johnson	262	Andrew Becker	698	Mike Johnson
217	Tab Eastberg	602	Brian Stones	252	Jeff Sulzle	693	Randall Purdy
216	Brian Stones	577	Pat Garrelts	247	Nick Borgman	693	Dick Rich
215	Pat Garrelts	559	Greg Pettit	245	Pat Garrelts	689	Brian Stones
213	Andrew Becker	553	Mike Brown	245	Brian Stones	667	Pat Garrelts
204	Greg Pettit	542	Tab Eastberg	243	Tab Eastberg	661	Mike Brown
202	Mike Brown	537	Randall Purdy	241	Dick Rich	657	Matt Kearney
192	Kevin Schroeder	533	Kevin Schroeder	239	Matt Kearney	654	Jeff Sulzle

Team Rosters

1 - Belschners

Name	Avg	HDCP	Pins	Gms	Points Won	High Game	High Sers	HDCP Game	HDCP Sers	Most Improved Avg +/-	To Raise Avg +1	To Drop Avg -1	Weekly Over Avg Series Avg +/-
Jeremy Smith	99	116	2684	27	17.0	147	330	273	708	99 +0.41	316	285	
Scott Frauen	142	73	10260	72	50.0	226	541	300	771	131 +11.50	465	389	
Jerry Fisher	139	76	10438	75	49.0	190	481	267	719	129 +10.17	482	403	
EJ Jackson	139	76	5872	42	28.0	181	500	254	704	137 +2.81	428	382	
Mike Haws	162	53	9253	57	39.0	246	609	300	792	147 +15.33	527	466	
Dirk Yonkers	177	38	15476	87	61.0	247	640	286	760	162 +15.89	544	453	
Mark Yonkers	189	26	15876	84	53.5	245	654	275	744	181 +8.00	654	566	

2 - Lucky Duck

Name	Avg	HDCP	Pins	Gms	Points	High	High	HDCP	HDCP	Most Improved		To Raise	To Drop	Weekly Over Avg
					Won	Game	Sers	Game	Sers	Avg	+/-	Avg +1	Avg -1	Series Avg +/-
Tom McLeod	175	40	10006	57	39.0	234	586	278	750	175	+0.54	554	493	
Chuck Brisbin	210	5	14513	69	53.0	276	749	290	791	197	+13.33	679	606	
Darrin Karsten	184	31	12180	66	46.0	289	688	300	790	171	+13.55	585	515	
Larry Giddings	173	42	10421	60	39.5	247	596	295	741	165	+8.68	541	477	
Randy Bauer	189	26	11383	60	36.0	258	662	282	763	191	-1.28	587	523	
Jerred Johnson	195	20	14053	72	41.5	258	691	281	744	192	+3.18	647	571	
Todd Mathews	213	2	8318	39	32.0	276	750	282	792	208	+5.28	670	627	

3 - Walter's Electric

Name	Avg	HDCP	Pins	Gms	Points	High	High	HDCP	HDCP	Most Improved		To Raise	To Drop	Weekly Over Avg
					Won	Game	Sers	Game	Sers	Avg	+/-	Avg +1	Avg -1	Series Avg +/-
Andrew Becker	166	49	12456	75	43.0	213	579	264	735	162	+4.08	570	491	495 - 498=-3
Randall Purdy	164	51	13791	84	55.5	288	656	300	774	157	+7.18	564	476	537 - 489=48
Kevin Schroeder	184	31	16459	90	68.5	262	690	299	789	171	+11.88	560	466	533 - 552=-19
Brent Bayne	174	41	15708	90	67.5	225	595	267	736	172	+2.53	567	473	489 - 522=-33
Brian Stones	186	29	14015	75	59.0	257	662	300	819	177	+9.87	571	492	602 - 558=44
Adam Bayne	184	31	7762	42	32.5	249	645	288	771	174	+10.81	563	517	

4 - Big Apple

Name	Avg	HDCP	Pins	Gms	Points	High	High	HDCP	HDCP	Most Improved		To Raise	To Drop	Weekly Over Avg
					Won	Game	Sers	Game	Sers	Avg	+/-	Avg +1	Avg -1	Series Avg +/-
Dalton Hollander	174	41	15551	89	54.5	258	604	300	733	162	+12.73	549	456	
Michael Marcellus	175	40	14004	80	52.0	253	619	300	751	164	+11.05	604	520	
Anthony Eigenberg	163	52	11138	68	37.5	229	623	283	785	166	-2.21	506	434	
Kenny Owen	168	47	1059	6	7.0	218	558	265	699			534	524	
Nick Kidd	175	40	2101	12	5.0	215	573	243	657			539	523	
Jared Samuelson	185	30	12643	68	36.0	257	712	286	799	182	+3.93	563	491	
Bob Vogt	181	34	2176	12	8.0	211	595	246	700			554	538	
Carter Hollis	204	11	16998	83	54.5	300	771	300	842	196	+8.80	632	545	

5 - Pat's Plumbing Service

Name	Avg	HDCP	Pins	Gms	Points	High	High	HDCP	HDCP	Most Improved		To Raise	To Drop	Weekly Over Avg
					Won	Game	Sers	Game	Sers	Avg	+/-	Avg +1	Avg -1	Series Avg +/-
Todd Cline	193	22	15643	81	57.5	263	669	300	788	176	+17.12	653	568	495 - 582=-87
Jeff Sulzle	151	64	11551	76	61.5	221	557	286	758	134	+17.99	457	377	462 - 453=9
Josh Garrelts	182	33	16424	90	75.0	256	641	294	767	167	+15.49	595	501	473 - 549=-76
Tab Eastberg	189	26	17071	90	57.5	257	662	288	785	175	+14.68	599	505	542 - 567=-25
Pat Garrelts	185	30	16167	87	59.0	253	645	286	756	170	+15.83	573	482	577 - 555=22
Scott Orcutt	191	24	5166	27	15.0	265	633	287	720	192	-0.67	594	563	

6 - O'Brien-Stratmann-Redinger

Name	Avg	HDCP	Pins	Gms	Points	High	High	HDCP	HDCP	Most Improved		To Raise	To Drop	Weekly Over Avg
					Won	Game	Sers	Game	Sers	Avg	+/-	Avg +1	Avg -1	Series Avg +/-
Ariel Weber	116	99	9806	84	54.5	172	415	279	739	111	+5.74	373	285	
Chris Stapleton	164	51	13288	81	57.0	207	550	259	706	161	+3.05	572	487	
Bob Cherry	149	66	12552	84	62.0	209	531	287	765	133	+16.43	498	410	
Ivan Bombeck	132	83	11911	90	45.0	181	469	264	724	134	-1.66	458	364	
Jason Pedersen	170	45	13789	81	37.5	226	579	275	726	167	+3.23	575	490	

7 - Graham Transportation

Name	Avg	HDCP	Pins	Gms	Points	High	High	HDCP	HDCP	Most Improved		To Raise	To Drop	Weekly Over Avg
					Won	Game	Sers	Game	Sers	Avg	+/-	Avg +1	Avg -1	Series Avg +/-
TC Callahan	151	64	12293	81	58.5	226	558	291	763	134	+17.77	475	390	
Vincent Mulroney	169	46	14198	84	56.0	240	628	291	772	154	+15.02	592	504	
Jason White	208	7	17480	84	62.0	278	714	290	744	198	+10.10	703	615	
Gordon Thiessen	212	3	17178	81	59.0	287	710	297	749	203	+9.07	714	629	
Dustin Graham	215	0	19415	90	63.0	279	747	284	765	212	+3.72	673	579	

8 - Northgate Veterinary Clinic

Name	Avg	HDCP	Pins	Gms	Points	High	High	HDCP	HDCP	Most Improved		To Raise	To Drop	Weekly Over Avg
					Won	Game	Sers	Game	Sers	Avg	+/-	Avg +1	Avg -1	Series Avg +/-
Dick Rich	156	59	14526	93	61.5	216	543	294	742	146	+10.19	546	449	513 - 465=48
Bruce Hatcher	205	10	19138	93	69.5	298	725	300	837	191	+14.78	638	541	725 - 612=113
Johnny Nikkila	171	44	15895	93	69.0	257	619	300	760	158	+12.91	521	424	479 - 513=-34
Ivan Stones	171	44	15933	93	66.5	257	609	300	744	164	+7.32	579	482	455 - 513=-58
Kenny Stryker	169	46	14711	87	53.5	214	612	263	756	165	+4.09	589	498	492 - 507=-15

9 - Coors Light/Turner Body Shop

Name	Avg	HDCP	Pins	Gms	Points	High	High	HDCP	HDCP	Most Improved		To Raise	To Drop	Weekly Over Avg
					Won	Game	Sers	Game	Sers	Avg	+/-	Avg +1	Avg -1	Series Avg +/-
Nick Stockton	162	53	5867	36	21.0	216	609	278	795	161	+1.97	490	450	
Bobby Turner Jr	182	33	13152	72	51.5	237	624	282	759	164	+18.67	573	497	
Eric Behrendt	197	18	10072	51	28.5	255	702	279	782	194	+3.49	620	565	
Kirk Kossman	160	55	12061	75	60.5	257	609	300	792	146	+14.81	497	418	
Larry Harrington	173	42	15081	87	53.0	212	581	258	698	176	-2.66	579	488	
Jeremy Sklenar	195	20	15237	78	48.0	256	675	277	738	188	+7.35	639	557	
Gary Hatcher	181	34	8508	47	31.5	247	697	284	808	177	+4.02	592	541	

10 - Bone Yard

Name	Avg	HDCP	Pins	Gms	Points	High	High	HDCP	HDCP	Most Improved		To Raise	To Drop	Weekly Over Avg
					Won	Game	Sers	Game	Sers	Avg	+/-	Avg +1	Avg -1	Series Avg +/-
Matt Kearney	167	48	15048	90	62.0	239	622	294	787	152	+15.20	576	482	513 - 501=12
Mike Brown	179	36	16127	90	67.0	246	672	300	861	173	+6.19	613	519	553 - 537=16
Greg Pettit	191	24	17803	93	76.0	250	674	278	755	182	+9.43	629	532	559 - 573=-14
Mike Johnson	188	27	15245	81	64.0	300	665	300	805	174	+14.21	631	546	614 - 561=53
Nick Borgman	207	8	11198	54	29.5	279	740	289	791	202	+5.37	658	600	681 - 618=63

11 - Britney Spares

Name	Avg	HDCP	Pins	Gms	Points	High	High	HDCP	HDCP	Most Improved		To Raise	To Drop	Weekly Over Avg
					Won	Game	Sers	Game	Sers	Avg	+/-	Avg +1	Avg -1	Series Avg +/-
Randy Lofquist	110	105	4969	45	34.5	155	389	262	727	109	+1.42	359	310	
Spencer Kuhl	136	79	4497	33	29.5	178	466	266	719	132	+4.27	435	398	
Andrew Kennedy	136	79	5712	42	31.0	188	483	269	738	129	+7.00	453	407	
Jeff Rodriguez	144	71	6070	42	36.5	189	495	273	726	138	+6.52	455	409	
Michael Nowak	175	40	6328	36	23.0	243	636	286	765	172	+3.78	536	496	
Michael Gruber	165	50	13934	84	59.0	238	615	293	787	146	+19.88	508	420	
Devon Smith	181	34	15254	84	57.5	275	718	300	833	165	+16.60	580	492	
Bryan Schirmer	204	11	15934	78	44.0	258	699	277	729	200	+4.28	671	589	

12 - Impact Bowlers

Name	Avg	HDCP	Pins	Gms	Points	High	High	HDCP	HDCP	Most Improved		To Raise	To Drop	Weekly Over Avg
					Won	Game	Sers	Game	Sers	Avg	+/-	Avg +1	Avg -1	Series Avg +/-
Randal Spangler	174	41	15010	86	56.0	244	662	292	797	164	+10.53	565	475	
Greg Fuestman	171	44	10272	60	35.0	232	574	277	708	169	+2.20	564	500	
Eric Zikmund	183	32	15808	86	58.0	237	636	275	738	173	+10.81	568	478	
Kevin Lawn	171	44	12191	71	57.0	245	617	300	777	156	+15.70	537	462	
Dave Ash	171	44	2397	14	11.5	224	545	274	680			527	509	
Doug Houtz	179	36	13629	76	63.5	243	635	280	746	173	+6.33	591	511	

13 - Sentinels

Name	Avg	HDCP	Pins	Gms	Points	High	High	HDCP	HDCP	Most Improved		To Raise	To Drop	Weekly Over Avg
					Won	Game	Sers	Game	Sers	Avg	+/-	Avg +1	Avg -1	Series Avg +/-
Brian Stockman	123	92	10760	87	57.0	173	464	266	761	114	+9.68	400	309	
Stephan Johnston	122	93	6966	57	38.5	158	419	251	685	122	+0.21	414	353	
Trenton Temme	139	76	2927	21	15.0	226	486	300	747	139	+0.38	433	408	
Jeff Mauler	146	69	10540	72	34.0	202	520	264	712	149	-2.61	485	409	
Aries Journey	152	63	13715	90	48.0	204	540	264	740	150	+2.39	514	420	
Craig Schutt	160	55	10082	63	28.0	212	577	270	751	162	-1.97	544	477	
Jason Schievelbein	151	64	11846	78	57.0	206	534	276	729	147	+4.87	466	384	

14 - Detail Beyond

Name	Avg	HDCP	Pins	Gms	Points	High	High	HDCP	HDCP	Most Improved		To Raise	To Drop	Weekly Over Avg
					Won	Game	Sers	Game	Sers	Avg	+/-	Avg +1	Avg -1	Series Avg +/-
Collin Wortman	131	84	5899	45	32.5	179	459	269	720	125	+6.09	437	388	
Jason McCaslin	132	83	7161	54	29.0	204	520	289	799	118	+14.61	420	362	
Tyler White	141	74	6346	45	25.5	186	485	261	710	145	-3.98	470	421	
Gary Guettrauze	125	90	8256	66	38.0	204	535	296	811	120	+5.09	438	368	
Matt Spotanski	127	88	5738	45	32.0	172	450	263	723	127	+0.51	406	357	
Richard Lopez	156	59	12655	81	51.0	226	541	289	745	147	+9.23	533	448	
Chris Lopez	159	56	13873	87	63.5	241	574	300	747	143	+16.46	527	436	

Temporary Substitutes

Name	Avg	HDCP	Pins	Gms	Points	High	High	HDCP	HDCP	Most Improved		To Raise	To Drop	Weekly Over Avg
					Won	Game	Sers	Game	Sers	Avg	+/-	Avg +1	Avg -1	Series Avg +/-
Taylor Cisneros	134	81	1211	9	6.0	152	421	232	661			409	396	
James Crown	bk144	71	374	3		137	374	208	587			376	369	
Malcolm Durand	bk136	79	413	3		166	413	245	650			415	408	
Jason Feddersen	174	41	2091	12	3.0	236	599	250	641			534	518	
Cody Foster	178	37	536	3		208	536	245	647			538	531	
Jeff Fruhling	183	32	1649	9	8.0	201	590	237	698			559	546	
Jacob Garrelts	167	48	1003	6	1.0	209	503	257	647			509	499	
Conan Gifford	133	82	399	3	2.0	173	399	255	645			405	398	
Doug Giles	bk168	47	475	3	3.0	180	475	227	616			479	472	
Steve Graham	138	77	832	6	2.0	179	423	258	660			419	409	
Daniel Harris	190	25	571	3	3.0	200	571	225	646			575	568	
Joey Henke	114	101	689	6	7.0	151	354	255	666			346	336	
Bryan Hodges	bk158	57	1016	6	3.0	200	531	257	702			514	504	
Brent Hollis	137	78	1234	9	2.0	159	424	212	583			422	409	
Danny Jeffryes	bk170	45	417	3	2.0	149	417	194	552			423	416	
Jason Kennedy	154	61	1854	12	7.5	194	509	273	746			471	455	
Bill Kirkland	bk144	71	904	6	3.0	181	459	252	672			455	445	
Josh Krolikowski	bk174	41	580	3	4.0	211	580	252	703			584	577	
John Krotz	187	28	3376	18	14.0	225	644	262	755			572	550	
Donn Loy	183	32	1650	9	8.0	225	585	270	720			558	545	
Sean McBride	141	74	6801	48	29.0	189	496	263	721	144	-2.31	441	389	
Jamie McCoy	141	74	1699	12	6.0	167	471	228	633			431	415	
Kelly McFadden	175	40	2101	12	3.0	194	562	238	694			539	523	
Tom Richmond	bk194	21	1213	6	6.0	236	642	257	705			614	604	
Jerry Schmitz	bk189	26	1232	6	7.0	246	640	272	718			622	612	
Chris Stepp	146	69	438	3	2.0	171	438	240	645			444	437	
Bob Stevens	bk161	54	893	6	1.0	183	481	237	643			448	438	
Justin Swanek	bk201	14	585	3	1.0	232	585	246	627			591	584	
Jarod Zikmund	172	43	517	3	2.0	178	517	221	646			521	514	

Service 2020-21

Big Apple Fun Center

Reprint of Scores -- Semi-Finals

Lane 7 8 - Northgate Veterinary Clinic

Name	Old	Old						HDCP
	Avg	HDCP	-1-	-2-	-3-	Total	Total	
Dick Rich	155	60	181	162	170	513	693	
Bruce A. Hatcher	204	2	298	191	236	725	749	
Johnny L. Nikkila	171	44	160	170	149	479	611	
Ivan D. Stones	171	44	167	165	123	455	587	
Kenny Stryker	169	46	142	159	191	492	630	
			====	====	====	====	====	
Scratch Total			948	847	869	2664	2664	
Handicap			196	205	205		606	
Total			1144	1052	1074	2664	3270	
Team Points Won			5.0	5.0	0.0	15.0	15.0	
Match Points Won			3.5	5.0	2.0	13.5	13.5	
Total Points Won			8.5	10.0	2.0	28.5	28.5	

Lane 9 3 - Walter's Electric

Name	Old	Old						HDCP
	Avg	HDCP	-1-	-2-	-3-	Total	Total	
Andrew J. Becker	166	49	166	116	213	495	642	
Randall E. Purdy	163	52	185	182	170	537	693	
Kevin J. Schroeder	184	31	159	192	182	533	626	
Brent A. Bayne	174	41	168	182	139	489	612	
Brian A. Stones	186	29	206	216	180	602	689	
			====	====	====	====	====	
Scratch Total			884	888	884	2656	2656	
Handicap			202	202	202		606	
Total			1086	1090	1086	2656	3262	
Team Points Won			0.0	5.0	0.0	5.0	5.0	
Match Points Won			1.0	3.0	3.0	8.0	8.0	
Total Points Won			1.0	8.0	3.0	13.0	13.0	

Lane 8 5 - Pat's Plumbing Service

Name	Old	Old						HDCP
	Avg	HDCP	-1-	-2-	-3-	Total	Total	
Todd L. Cline	194	21	174	186	135	495	558	
Jeff Sulzle	151	64	141	133	188	462	654	
Josh A. Garrelts	183	32	172	153	148	473	569	
Tab A. Eastberg	189	26	169	156	217	542	620	
Pat Garrelts	185	30	195	167	215	577	667	
			====	====	====	====	====	
Scratch Total			851	795	903	2549	2549	
Handicap			173	173	173		519	
Total			1024	968	1076	2549	3068	
Team Points Won			0.0	0.0	5.0	5.0	5.0	
Match Points Won			1.5	0.0	3.0	6.5	6.5	
Total Points Won			1.5	0.0	8.0	11.5	11.5	

Lane 10 10 - Bone Yard

Name	Old	Old						HDCP
	Avg	HDCP	-1-	-2-	-3-	Total	Total	
Matt Kearney	167	48	191	159	163	513	657	
Mike Brown	179	36	202	182	169	553	661	
Greg A. Pettit	191	24	204	187	168	559	631	
Mike J. Johnson	187	28	151	207	256	614	698	
Nick Borgman	206	9	234	209	238	681	708	
			====	====	====	====	====	
Scratch Total			982	944	994	2920	2920	
Handicap			145	145	145		435	
Total			1127	1089	1139	2920	3355	
Team Points Won			5.0	0.0	5.0	15.0	15.0	
Match Points Won			4.0	2.0	2.0	12.0	12.0	
Total Points Won			9.0	2.0	7.0	27.0	27.0	

Service 2020-21

Thursday 6:30 pm

Big Apple Fun Center

Match Points Won (This Week) -- Semi-Finals

Lane 7 8 - Northgate Veterinary Clinic

Name	Last Wk Won	Last Wk Lost	HDCP -1-	HDCP -2-	HDCP -3-	HDCP Total
Dick Rich	4.0		241	222	230	693
Bruce A. Hatcher	3.0	1.0	300	202	247	749
Johnny L. Nikkila	3.5	0.5	204	214	193	611
Ivan D. Stones	2.0	2.0	211	209	167	587
Kenny Stryker	1.0	3.0	188	205	237	630

Lane 8 5 - Pat's Plumbing Service

Name	Last Wk Won	Last Wk Lost	HDCP -1-	HDCP -2-	HDCP -3-	HDCP Total
Todd L. Cline		4.0	195	207	156	558
Jeff Sulzle	1.0	3.0	205	197	252	654
Josh A. Garrelts	0.5	3.5	204	185	180	569
Tab A. Eastberg	2.0	2.0	195	182	243	620
Pat Garrelts	3.0	1.0	225	197	245	667

Lane 9 3 - Walter's Electric

Name	Last Wk Won	Last Wk Lost	HDCP -1-	HDCP -2-	HDCP -3-	HDCP Total
Andrew J. Becker	1.0	3.0	215	165	262	642
Randall E. Purdy	3.0	1.0	237	234	222	693
Kevin J. Schroeder	2.0	2.0	190	223	213	626
Brent A. Bayne	1.0	3.0	209	223	180	612
Brian A. Stones	1.0	3.0	235	245	209	689

Lane 10 10 - Bone Yard

Name	Last Wk Won	Last Wk Lost	HDCP -1-	HDCP -2-	HDCP -3-	HDCP Total
Matt Kearney	3.0	1.0	239	207	211	657
Mike Brown	1.0	3.0	238	218	205	661
Greg A. Pettit	2.0	2.0	228	211	192	631
Mike J. Johnson	3.0	1.0	179	235	284	698
Nick Borgman	3.0	1.0	243	218	247	708

Service 2020-21

Thursday 6:30 pm

Big Apple Fun Center

If you have questions, please contact

Gary Hatcher (308)238-3914 PO Box 594, Gibbon, NE 68840
Send E-mail to: gary.hatcher@charter.net

Note: This report includes information through April 29

Awards Earned This Week

Name	USBC ID Number	Award Average	Award Games	G1	G2	G3	Series	Award Score	Award Received
Bruce A. Hatcher	1486-2240 USBC	204	90	298	191	236	725	725	700 Series (Local Assoc. Awards)
	1486-2240 USBC	204	90	298	191	236	725	298	275 Game (Local Assoc. Awards)
	1486-2240 USBC	204		298	191	236	725	298	11 Strikes in a Game (Local Assoc. Awards)
	1486-2240 USBC	204	90	298	191	236	725	298	75 Pins Over Average (Local Assoc. Awards)
Mike J. Johnson	1494-3060 USBC	187	78	151	207	256	614	256	250 Game (Local Assoc. Awards)

Service 2020-21

Big Apple Fun Center

President: Chuck Brisbin Vice President: Bobby Turner Jr
 Secretary/Treasurer: Gary Hatcher

Top 2 Teams

Place	#	Team Name	Points Won	Points Lost	%Won	Pins + HDCP	Scratch Pins	Avg p/gm	Year-To-Date WON	Y-T-D LOST	Y-T-D % WON
1	10	Bone Yard	20	20	50.0	105523	86697	903	687	593	53.7
2	8	Northgate Veterinary Clinic	20	20	50.0	105405	83807	872	649½	630½	50.7

Review of Last Week's Bowling.....

Team Name	HDCP -1-	HDCP -2-	HDCP -3-	HDCP Total	Last Wk WON	Team Name	HDCP -1-	HDCP -2-	HDCP -3-	HDCP Total	Last Wk WON
Northgate Veterinary	1019	1022	1148	3189	20	<---> Bone Yard	977	1110	1110	3197	20

Thanks for bowling! We hope you had a good time. See you next season!

Last Week's Top Scores

Team Scratch Game		Team Scratch Series		Team Handicap Game		Team Handicap Series	
965	Bone Yard	2762	Bone Yard	1148	Northgate Veterinary Clinic	3197	Bone Yard
943	Northgate Veterinary Clinic	2574	Northgate Veterinary Clinic	1110	Bone Yard	3189	Northgate Veterina
Scratch Game		Scratch Series		Handicap Game		Handicap Series	
267	Nick Borgman	636	Nick Borgman	276	Nick Borgman	666	Matt Kearney
215	Mike Johnson	590	Bruce Hatcher	250	Johnny Nikkila	664	Kenny Stryker
214	Greg Pettit	579	Mike Johnson	243	Mike Johnson	663	Mike Johnson
206	Johnny Nikkila	551	Greg Pettit	238	Greg Pettit	663	Nick Borgman
206	Bruce Hatcher	526	Kenny Stryker	235	Matt Kearney	654	Johnny Nikkila
187	Matt Kearney	522	Johnny Nikkila	230	Dick Rich	645	Ivan Stones
182	Kenny Stryker	522	Matt Kearney	228	Kenny Stryker	623	Bruce Hatcher
180	Mike Brown	513	Ivan Stones	223	Ivan Stones	623	Greg Pettit
179	Ivan Stones	474	Mike Brown	217	Bruce Hatcher	603	Dick Rich
170	Dick Rich	423	Dick Rich	216	Mike Brown	582	Mike Brown

Team Rosters

1 - Belschners

Name	Avg	HDCP	Pins	Gms	Points Won	High Game	High Sers	HDCP Game	HDCP Sers	Most Improved Avg +/-	To Raise Avg +1	To Drop Avg -1	Weekly Over Avg Series Avg +/-
Jeremy Smith	99	116	2684	27	17.0	147	330	273	708	99 +0.41	316	285	
Scott Frauen	142	73	10260	72	50.0	226	541	300	771	131 +11.50	465	389	
Jerry Fisher	139	76	10438	75	49.0	190	481	267	719	129 +10.17	482	403	
EJ Jackson	139	76	5872	42	28.0	181	500	254	704	137 +2.81	428	382	
Mike Haws	162	53	9253	57	39.0	246	609	300	792	147 +15.33	527	466	
Dirk Yonkers	177	38	15471	87	61.0	242	635	283	760	162 +15.83	549	458	
Mark Yonkers	189	26	15876	84	53.5	245	654	275	744	181 +8.00	654	566	

2 - Lucky Duck

Name	Avg	HDCP	Pins	Gms	Points Won	High Game	High Sers	HDCP Game	HDCP Sers	Most Improved Avg +/-	To Raise Avg +1	To Drop Avg -1	Weekly Over Avg Series Avg +/-
Tom McLeod	175	40	10006	57	39.0	234	586	278	750	175 +0.54	554	493	
Chuck Brisbin	210	5	14513	69	53.0	276	749	290	791	197 +13.33	679	606	
Darrin Karsten	184	31	12180	66	46.0	289	688	300	790	171 +13.55	585	515	
Larry Giddings	173	42	10421	60	39.5	247	596	295	741	165 +8.68	541	477	
Randy Bauer	189	26	11383	60	36.0	258	662	282	763	191 -1.28	587	523	
Jerred Johnson	195	20	14053	72	41.5	258	691	281	744	192 +3.18	647	571	
Todd Mathews	213	2	8318	39	32.0	276	750	282	792	208 +5.28	670	627	

3 - Walter's Electric

Name	Avg	HDCP	Pins	Gms	Points	High	High	HDCP	HDCP	Most Improved		To Raise	To Drop	Weekly Over Avg
					Won	Game	Sers	Game	Sers	Avg	+/-	Avg +1	Avg -1	Series Avg +/-
Andrew Becker	166	49	12456	75	43.0	213	579	264	735	162	+4.08	570	491	
Randall Purdy	164	51	13791	84	55.5	288	656	300	774	157	+7.18	564	476	
Kevin Schroeder	184	31	16459	90	68.5	262	690	299	789	171	+11.88	560	466	
Brent Bayne	174	41	15708	90	67.5	225	595	267	736	172	+2.53	567	473	
Brian Stones	186	29	14015	75	59.0	257	662	300	819	177	+9.87	571	492	
Adam Bayne	184	31	7762	42	32.5	249	645	288	771	174	+10.81	563	517	

4 - Big Apple

Name	Avg	HDCP	Pins	Gms	Points	High	High	HDCP	HDCP	Most Improved		To Raise	To Drop	Weekly Over Avg
					Won	Game	Sers	Game	Sers	Avg	+/-	Avg +1	Avg -1	Series Avg +/-
Dalton Hollander	174	41	15551	89	54.5	258	604	300	733	162	+12.73	549	456	
Michael Marcellus	175	40	14004	80	52.0	253	619	300	751	164	+11.05	604	520	
Anthony Eigenberg	163	52	11138	68	37.5	229	623	283	785	166	-2.21	506	434	
Kenny Owen	168	47	1059	6	7.0	218	558	265	699			534	524	
Nick Kidd	175	40	2101	12	5.0	215	573	243	657			539	523	
Jared Samuelson	185	30	12643	68	36.0	257	712	286	799	182	+3.93	563	491	
Bob Vogt	181	34	2176	12	8.0	211	595	246	700			554	538	
Carter Hollis	204	11	16998	83	54.5	300	771	300	842	196	+8.80	632	545	

5 - Pat's Plumbing Service

Name	Avg	HDCP	Pins	Gms	Points	High	High	HDCP	HDCP	Most Improved		To Raise	To Drop	Weekly Over Avg
					Won	Game	Sers	Game	Sers	Avg	+/-	Avg +1	Avg -1	Series Avg +/-
Todd Cline	193	22	15643	81	57.5	263	669	300	788	176	+17.12	653	568	
Jeff Sulzle	151	64	11551	76	61.5	221	557	286	758	134	+17.99	457	377	
Josh Garrelts	182	33	16424	90	75.0	256	641	294	767	167	+15.49	595	501	
Tab Eastberg	189	26	17071	90	57.5	257	662	288	785	175	+14.68	599	505	
Pat Garrelts	185	30	16167	87	59.0	253	645	286	756	170	+15.83	573	482	
Scott Orcutt	191	24	5166	27	15.0	265	633	287	720	192	-0.67	594	563	

6 - O'Brien-Stratmann-Redinger

Name	Avg	HDCP	Pins	Gms	Points	High	High	HDCP	HDCP	Most Improved		To Raise	To Drop	Weekly Over Avg
					Won	Game	Sers	Game	Sers	Avg	+/-	Avg +1	Avg -1	Series Avg +/-
Ariel Weber	116	99	9806	84	54.5	172	415	279	739	111	+5.74	373	285	
Chris Stapleton	164	51	13288	81	57.0	207	550	259	706	161	+3.05	572	487	
Bob Cherry	149	66	12552	84	62.0	209	531	287	765	133	+16.43	498	410	
Ivan Bombeck	132	83	11911	90	45.0	181	469	264	724	134	-1.66	458	364	
Jason Pedersen	170	45	13789	81	37.5	226	579	275	726	167	+3.23	575	490	

7 - Graham Transportation

Name	Avg	HDCP	Pins	Gms	Points	High	High	HDCP	HDCP	Most Improved		To Raise	To Drop	Weekly Over Avg
					Won	Game	Sers	Game	Sers	Avg	+/-	Avg +1	Avg -1	Series Avg +/-
TC Callahan	151	64	12293	81	58.5	226	558	291	763	134	+17.77	475	390	
Vincent Mulrone	169	46	14198	84	56.0	240	628	291	772	154	+15.02	592	504	
Jason White	208	7	17480	84	62.0	278	714	290	744	198	+10.10	703	615	
Gordon Thiessen	212	3	17178	81	59.0	287	710	297	749	203	+9.07	714	629	
Dustin Graham	215	0	19415	90	63.0	279	747	284	765	212	+3.72	673	579	

8 - Northgate Veterinary Clinic

Name	Avg	HDCP	Pins	Gms	Points	High	High	HDCP	HDCP	Most Improved		To Raise	To Drop	Weekly Over Avg
					Won	Game	Sers	Game	Sers	Avg	+/-	Avg +1	Avg -1	Series Avg +/-
Dick Rich	155	60	14949	96	61.5	216	543	294	742	146	+9.72	495	395	423 - 465=-42
Bruce Hatcher	205	10	19728	96	72.5	298	725	300	837	191	+14.50	666	566	590 - 612=-22
Johnny Nikkila	171	44	16417	96	72.0	257	619	300	760	158	+13.01	611	511	522 - 513=9
Ivan Stones	171	44	16446	96	67.5	257	609	300	744	164	+7.31	582	482	513 - 513=0
Kenny Stryker	169	46	15237	90	56.5	214	612	263	756	165	+4.30	573	479	526 - 507=19

9 - Coors Light/Turner Body Shop

Name	Avg	HDCP	Pins	Gms	Points	High	High	HDCP	HDCP	Most Improved		To Raise	To Drop	Weekly Over Avg Series Avg +/-
					Won	Game	Sers	Game	Sers	Avg	+/-	Avg +1	Avg -1	
Nick Stockton	162	53	5867	36	21.0	216	609	278	795	161	+1.97	490	450	
Bobby Turner Jr	182	33	13152	72	51.5	237	624	282	759	164	+18.67	573	497	
Eric Behrendt	197	18	10072	51	28.5	255	702	279	782	194	+3.49	620	565	
Kirk Kossman	160	55	12061	75	60.5	257	609	300	792	146	+14.81	497	418	
Larry Harrington	173	42	15081	87	53.0	212	581	258	698	176	-2.66	579	488	
Jeremy Sklenar	195	20	15237	78	48.0	256	675	277	738	188	+7.35	639	557	
Gary Hatcher	181	34	8508	47	31.5	247	697	284	808	177	+4.02	592	541	

10 - Bone Yard

Name	Avg	HDCP	Pins	Gms	Points	High	High	HDCP	HDCP	Most Improved		To Raise	To Drop	Weekly Over Avg Series Avg +/-
					Won	Game	Sers	Game	Sers	Avg	+/-	Avg +1	Avg -1	
Matt Kearney	167	48	15570	93	66.0	239	622	294	787	152	+15.42	558	461	522 - 501=21
Mike Brown	178	37	16601	93	68.0	246	672	300	861	173	+5.51	583	486	474 - 537=-63
Greg Pettit	191	24	18354	96	77.0	250	674	278	755	182	+9.19	654	554	551 - 573=-22
Mike Johnson	188	27	15824	84	67.0	300	665	300	805	174	+14.38	619	531	579 - 561=18
Nick Borgman	207	8	11834	57	30.5	279	740	289	791	202	+5.61	646	585	636 - 618=18

11 - Britney Spares

Name	Avg	HDCP	Pins	Gms	Points	High	High	HDCP	HDCP	Most Improved		To Raise	To Drop	Weekly Over Avg Series Avg +/-
					Won	Game	Sers	Game	Sers	Avg	+/-	Avg +1	Avg -1	
Randy Lofquist	110	105	4969	45	34.5	155	389	262	727	109	+1.42	359	310	
Spencer Kuhl	136	79	4497	33	29.5	178	466	266	719	132	+4.27	435	398	
Andrew Kennedy	136	79	5712	42	31.0	188	483	269	738	129	+7.00	453	407	
Jeff Rodriguez	144	71	6070	42	36.5	189	495	273	726	138	+6.52	455	409	
Michael Nowak	175	40	6328	36	23.0	243	636	286	765	172	+3.78	536	496	
Michael Gruber	165	50	13934	84	59.0	238	615	293	787	146	+19.88	508	420	
Devon Smith	181	34	15254	84	57.5	275	718	300	833	165	+16.60	580	492	
Bryan Schirmer	204	11	15934	78	44.0	258	699	277	729	200	+4.28	671	589	

12 - Impact Bowlers

Name	Avg	HDCP	Pins	Gms	Points	High	High	HDCP	HDCP	Most Improved		To Raise	To Drop	Weekly Over Avg Series Avg +/-
					Won	Game	Sers	Game	Sers	Avg	+/-	Avg +1	Avg -1	
Randal Spangler	174	41	15010	86	56.0	244	662	292	797	164	+10.53	565	475	
Greg Fuestman	171	44	10272	60	35.0	232	574	277	708	169	+2.20	564	500	
Eric Zikmund	183	32	15808	86	58.0	237	636	275	738	173	+10.81	568	478	
Kevin Lawn	171	44	12191	71	57.0	245	617	300	777	156	+15.70	537	462	
Dave Ash	171	44	2397	14	11.5	224	545	274	680			527	509	
Doug Houtz	179	36	13629	76	63.5	243	635	280	746	173	+6.33	591	511	

13 - Sentinels

Name	Avg	HDCP	Pins	Gms	Points	High	High	HDCP	HDCP	Most Improved		To Raise	To Drop	Weekly Over Avg Series Avg +/-
					Won	Game	Sers	Game	Sers	Avg	+/-	Avg +1	Avg -1	
Brian Stockman	123	92	10760	87	57.0	173	464	266	761	114	+9.68	400	309	
Stephan Johnston	122	93	6966	57	38.5	158	419	251	685	122	+0.21	414	353	
Trenton Temme	139	76	2927	21	15.0	226	486	300	747	139	+0.38	433	408	
Jeff Mauler	146	69	10540	72	34.0	202	520	264	712	149	-2.61	485	409	
Aries Journey	152	63	13715	90	48.0	204	540	264	740	150	+2.39	514	420	
Craig Schutt	160	55	10082	63	28.0	212	577	270	751	162	-1.97	544	477	
Jason Schievelbein	151	64	11846	78	57.0	206	534	276	729	147	+4.87	466	384	

14 - Detail Beyond

Name	Avg	HDCP	Pins	Gms	Points	High	High	HDCP	HDCP	Most Improved		To Raise	To Drop	Weekly Over Avg Series Avg +/-
					Won	Game	Sers	Game	Sers	Avg	+/-	Avg +1	Avg -1	
Collin Wortman	131	84	5899	45	32.5	179	459	269	720	125	+6.09	437	388	
Jason McCaslin	132	83	7161	54	29.0	204	520	289	799	118	+14.61	420	362	
Tyler White	141	74	6346	45	25.5	186	485	261	710	145	-3.98	470	421	
Gary Guetrauze	125	90	8256	66	38.0	204	535	296	811	120	+5.09	438	368	
Matt Spotanski	127	88	5738	45	32.0	172	450	263	723	127	+0.51	406	357	
Richard Lopez	156	59	12655	81	51.0	226	541	289	745	147	+9.23	533	448	
Chris Lopez	159	56	13873	87	63.5	241	574	300	747	143	+16.46	527	436	

Temporary Substitutes

Name	Avg	HDCP	Pins	Gms	Points Won	High Game	High Sers	HDCP Game	HDCP Sers	Most Improved Avg +/-	To Raise Avg +1	To Drop Avg -1	Weekly Over Avg Series Avg +/-
Taylor Cisneros	134	81	1211	9	6.0	152	421	232	661		409	396	
James Crown	bk144	71	374	3		137	374	208	587		376	369	
Malcolm Durand	bk136	79	413	3		166	413	245	650		415	408	
Jason Feddersen	174	41	2091	12	3.0	236	599	250	641		534	518	
Cody Foster	178	37	536	3		208	536	245	647		538	531	
Jeff Fruhling	183	32	1649	9	8.0	201	590	237	698		559	546	
Jacob Garrelts	167	48	1003	6	1.0	209	503	257	647		509	499	
Conan Gifford	133	82	399	3	2.0	173	399	255	645		405	398	
Doug Giles	bk168	47	475	3	3.0	180	475	227	616		479	472	
Steve Graham	138	77	832	6	2.0	179	423	258	660		419	409	
Daniel Harris	190	25	571	3	3.0	200	571	225	646		575	568	
Joey Henke	114	101	689	6	7.0	151	354	255	666		346	336	
Bryan Hodges	bk158	57	1016	6	3.0	200	531	257	702		514	504	
Brent Hollis	137	78	1234	9	2.0	159	424	212	583		422	409	
Danny Jeffryes	bk170	45	417	3	2.0	149	417	194	552		423	416	
Jason Kennedy	154	61	1854	12	7.5	194	509	273	746		471	455	
Bill Kirkland	bk144	71	904	6	3.0	181	459	252	672		455	445	
Josh Krolikowski	bk174	41	580	3	4.0	211	580	252	703		584	577	
John Krotz	187	28	3376	18	14.0	225	644	262	755		572	550	
Donn Loy	183	32	1650	9	8.0	225	585	270	720		558	545	
Sean McBride	141	74	6801	48	29.0	189	496	263	721	144	-2.31	441	389
Jamie McCoy	141	74	1699	12	6.0	167	471	228	633		431	415	
Kelly McFadden	175	40	2101	12	3.0	194	562	238	694		539	523	
Tom Richmond	bk194	21	1213	6	6.0	236	642	257	705		614	604	
Jerry Schmitz	bk189	26	1232	6	7.0	246	640	272	718		622	612	
Chris Stepp	146	69	438	3	2.0	171	438	240	645		444	437	
Bob Stevens	bk161	54	893	6	1.0	183	481	237	643		448	438	
Justin Swanek	bk201	14	585	3	1.0	232	585	246	627		591	584	
Jarod Zikmund	172	43	517	3	2.0	178	517	221	646		521	514	

Service 2020-21

Big Apple Fun Center

Reprint of Scores -- Championship Finals

8 - Northgate Veterinary Clinic

Name	Old	Old						HDCP	
	Avg	HDCP	-1-	-2-	-3-	Total	Total		
Dick Rich	155	60	109	144	170	423	603		
Bruce A. Hatcher	204	11	203	181	206	590	623		
Johnny L. Nikkila	171	44	170	146	206	522	654		
Ivan D. Stones	171	44	162	172	179	513	645		
Kenny Stryker	169	46	170	174	182	526	664		
			====	====	====	====	====		
Scratch Total			814	817	943	2574	2574		
Handicap			205	205	205		615		
Total			1019	1022	1148	2574	3189		
Team Points Won			5.0	0.0	5.0	10.0	10.0		
Match Points Won			3.0	1.0	3.0	10.0	10.0		
Total Points Won			8.0	1.0	8.0	20.0	20.0		

10 - Bone Yard

Name	Old	Old				HDCP			
	Avg	HDCP	-1-	-2-	-3-	Total	Total		
Matt Kearney	167	48	157	178	187	522	666		
Mike Brown	179	36	123	180	171	474	582		
Greg A. Pettit	191	24	147	190	214	551	623		
Mike J. Johnson	187	28	215	150	214	579	663		
Nick Borgman	206	9	190	267	179	636	663		
			====	====	====	====	====		
Scratch Total			832	965	965	2762	2762		
Handicap			145	145	145		435		
Total			977	1110	1110	2762	3197		
Team Points Won			0.0	5.0	0.0	10.0	10.0		
Match Points Won			2.0	4.0	2.0	10.0	10.0		
Total Points Won			2.0	9.0	2.0	20.0	20.0		

Service 2020-21

Big Apple Fun Center

Match Points Won (This Week) -- Championship Finals

8 - Northgate Veterinary Clinic

Name	Last Wk Won	Last Wk Lost	HDCP -1-	HDCP -2-	HDCP -3-	HDCP Total
Dick Rich		4.0	169	204	230	603
Bruce A. Hatcher	3.0	1.0	214	192	217	623
Johnny L. Nikkila	3.0	1.0	214	190	250	654
Ivan D. Stones	1.0	3.0	206	216	223	645
Kenny Stryker	3.0	1.0	216	220	228	664

10 - Bone Yard

Name	Last Wk Won	Last Wk Lost	HDCP -1-	HDCP -2-	HDCP -3-	HDCP Total
Matt Kearney	4.0		205	226	235	666
Mike Brown	1.0	3.0	159	216	207	582
Greg A. Pettit	1.0	3.0	171	214	238	623
Mike J. Johnson	3.0	1.0	243	178	242	663
Nick Borgman	1.0	3.0	199	276	188	663

Service 2020-21

Big Apple Fun Center

If you have questions, please contact

Gary Hatcher (308)238-3914 PO Box 594, Gibbon, NE 68840
Send E-mail to: gary.hatcher@charter.net

Note: This report includes information through May 6

Awards Earned This Week

Name	USBC ID Number	Award Average	Award Games	G1	G2	G3	Series	Award Score	Award Received
Nickolas Borgman	7914-30070 USBC	207	54	190	267	179	636	267	250 Game (Local Assoc. Awards)