

Friday 6:30 pm

## Big Apple Fun Center

Lanes 1 - 10

President: Sue Janssen

Secretary/Treasurer: Tammy Kutsch

### Team Standings

Place	#	Team Name	Points	Points	%Won	Pins +	Scratch	Year-To-Date	Y-T-D	Y-T-D
			Won	Lost		HDCP	Pins	WON	LOST	% WON
1	5	Goodfellows Paint & Body Shop	80	55	59.3	34738	24643	80	55	59.3
2	1	Turner Body Shop	76½	58½	56.7	35023	26350	76½	58½	56.7
3	6	Kutsch Land & Cattle	73	62	54.1	34778	25241	73	62	54.1
4	3	Versatile Roofing	61	74	45.2	34630	23095	61	74	45.2
5	4	The Tooth Fairy	58½	76½	43.3	34286	23861	58½	76½	43.3
6	2	Hilton's Pin Busters	56	79	41.5	34203	22467	56	79	41.5

### Review of Last Week's Bowling.....

Pairing	Team Name	HDCP	HDCP	HDCP	HDCP	Last Wk		Team Name	HDCP	HDCP	HDCP	HDCP	Last Wk
		-1-	-2-	-3-	Total	WON			-1-	-2-	-3-	Total	WON
-1-	Goodfellows Paint & B	741	742	822	2305	6	<-->	Turner Body Shop	726	778	796	2300	3
-2-	Kutsch Land & Cattle	754	835	783	2372	4	<-->	Versatile Roofing	797	821	788	2406	5
-3-	Hilton's Pin Busters	784	825	759	2368	3	<-->	The Tooth Fairy	724	814	836	2374	6

### Lane Assignments

	1-2	5-6	9-10
Wk16 01/15	2-1	4-3	6-5
Wk17 01/22	3-5	2-6	4-1
Wk18 01/29	4-2	1-5	3-6

### Last Week's Top Scores

Team Scratch Game		Team Scratch Series		Team Handicap Game		Team Handicap Series	
630	Kutsch Land & Cattle	1757	Kutsch Land & Cattle	836	The Tooth Fairy	2406	Versatile Roofing
617	Goodfellows Paint & Body	1749	Versatile Roofing	835	Kutsch Land & Cattle	2374	The Tooth Fairy
603	Turner Body Shop	1721	Turner Body Shop	825	Hilton's Pin Busters	2372	Kutsch Land & Catt
602	Versatile Roofing	1690	Goodfellows Paint & Body	822	Goodfellows Paint & Body	2368	Hilton's Pin Buster
595	The Tooth Fairy	1651	The Tooth Fairy	821	Versatile Roofing	2305	Goodfellows Paint
549	Hilton's Pin Busters	1540	Hilton's Pin Busters	796	Turner Body Shop	2300	Turner Body Shop
Scratch Game		Scratch Series		Handicap Game		Handicap Series	
232	Rebecca McPherson	638	Rebecca McPherson	252	Tammy Kutsch	665	Rebecca McPherson
210	Tammy Kutsch	522	Tammy Kutsch	241	Rebecca McPherson	650	Barb Farber
194	Barb Farber	518	Barb Farber	240	Cindy Gibbons	648	Tammy Kutsch
192	Cindy Gibbons	505	Allie Moore	238	Barb Farber	638	Cindy Gibbons
190	Allie Moore	494	Cindy Gibbons	238	Beth Carr	624	Karen Lopez
176	Karen Lopez	480	Karen Lopez	231	Emilie Alonso	624	Bev Walton
172	Beth Carr	467	Deb Hatcher	224	Karen Lopez	610	Beth Carr
172	Gala Sesna	450	Bev Walton	222	Gala Sesna	605	Sue Janssen
162	Bev Walton	447	Gala Sesna	220	Bev Walton	604	Tammie Runions
160	Emilie Alonso	427	Nicole Mulroney	216	Angie Hauserman	597	Gala Sesna
160	Nicole Mulroney						

### Season High Scores

Team Scratch Game		Team Scratch Series		Team Handicap Game		Team Handicap Series	
677	Turner Body Shop	1968	Turner Body Shop	879	Goodfellows Paint & Body	2515	Goodfellows Paint
667	Goodfellows Paint & Body	1898	Goodfellows Paint & Body	879	Kutsch Land & Cattle	2511	Turner Body Shop
664	Kutsch Land & Cattle	1816	The Tooth Fairy	870	The Tooth Fairy	2448	Versatile Roofing
629	The Tooth Fairy	1798	Kutsch Land & Cattle	853	Turner Body Shop	2443	Kutsch Land & Catt
618	Versatile Roofing	1770	Versatile Roofing	851	Hilton's Pin Busters	2429	Hilton's Pin Buster
583	Hilton's Pin Busters	1603	Hilton's Pin Busters	844	Versatile Roofing	2429	The Tooth Fairy

## Season High Scores - Continued

Scratch Game		Scratch Series		Handicap Game		Handicap Series	
244	Rebecca McPherson	638	Rebecca McPherson	274	Denae Washington	713	Rebecca McPherson
240	Allie Moore	619	Allie Moore	270	Rebecca McPherson	702	Barb Farber
224	Candy Walton	591	Candy Walton	267	Cindy Gibbons	698	Karen Lopez
222	Denae Washington	539	Karen Lopez	263	Allie Moore	688	Allie Moore
218	Cindy Gibbons	537	Barb Farber	258	Wanda Westphalen	680	Wanda Westphalen
211	Deb Hatcher	530	Nicole Mulroney	256	Karen Lopez	674	Gala Sesna
210	Tammy Kutsch	522	Tammy Kutsch	253	Deb Hatcher	669	Angie Hauserman
206	Nicole Mulroney	521	Wanda Westphalen	252	Tammy Kutsch	666	Linda Johnson
205	Wanda Westphalen	515	Deb Hatcher	250	Barb Farber	654	Beth Carr
203	Karen Lopez	515	Gala Sesna	245	Bev Walton	654	Bev Walton

## Team Rosters

## 1 - Turner Body Shop

Name	Avg	HDCP	Pins	Gms	Points Won	High Game	High Sers	HDCP Game	HDCP Sers	Most Improved Avg +/-	To Raise Avg +1	To Drop Avg -1	Weekly Over Avg Series Avg +/-
Beth Carr	127	65	3455	27	4.0	172	444	238	654	125 +2.96	385	354	412 - 378=34
Mary Foltz	143	51	431	3	1.0	151	431	202	584		433	426	
Wanda Westphalen	145	49	6526	45	10.0	205	521	258	680	139 +6.02	482	433	402 - 435=-33
Karen Lopez	147	47	5745	39	11.0	203	539	256	698	137 +10.31	471	428	480 - 438=42
Jacquie Slagle	147	47	5768	39	11.0	195	511	240	652	147 +0.90	448	405	
Nicole Mulroney	163	33	4425	27	7.0	206	530	236	616	165 -1.11	495	464	427 - 498=-71

## 2 - Hilton's Pin Busters

Name	Avg	HDCP	Pins	Gms	Points Won	High Game	High Sers	HDCP Game	HDCP Sers	Most Improved Avg +/-	To Raise Avg +1	To Drop Avg -1	Weekly Over Avg Series Avg +/-
Carrie Ludeke	107	83	2590	24	5.0	153	360	240	598	107 +0.92	326	298	333 - 321=12
Linda Johnson	122	70	4423	36	6.0	157	447	234	666	122 +0.86	374	334	367 - 366=1
Sue Janssen	130	63	5475	42	7.0	166	433	227	622	133 -2.64	420	374	416 - 387=29
Tammie Runions	134	59	2828	21	3.0	161	427	223	607	134 +0.67	412	387	424 - 399=25
Denae Washington	145	49	5234	36	11.0	222	483	274	647	139 +6.39	460	420	

## 3 - Versatile Roofing

Name	Avg	HDCP	Pins	Gms	Points Won	High Game	High Sers	HDCP Game	HDCP Sers	Most Improved Avg +/-	To Raise Avg +1	To Drop Avg -1	Weekly Over Avg Series Avg +/-
Sandy Hauver	75	112	1134	15	3.0	108	265	225	616		234	215	
MaryLee Swim	118	73	708	6	1.0	127	362	203	590		363	353	
Emilie Alonso	121	71	5108	42	7.0	163	423	235	639	117 +4.62	382	336	366 - 363=3
Jacinta Adamson	139	54	1672	12	2.0	164	438	212	604		428	412	418 - 417=1
Gala Sesna	144	50	6073	42	7.0	188	515	244	674	141 +3.60	452	406	447 - 432=15
Barb Farber	152	43	6882	45	10.0	196	537	250	702	148 +4.93	462	413	518 - 453=65

## 4 - The Tooth Fairy

Name	Avg	HDCP	Pins	Gms	Points Won	High Game	High Sers	HDCP Game	HDCP Sers	Most Improved Avg +/-	To Raise Avg +1	To Drop Avg -1	Weekly Over Avg Series Avg +/-
Etha Griffin	122	70	2325	19	5.0	165	402	228	613		381	358	
Eileen McLaughlin	128	64	5764	45	7.0	173	434	236	632	129 -0.91	428	379	401 - 381=20
Bev Walton	136	57	5326	39	9.0	180	459	245	654	133 +3.56	428	385	450 - 405=45
Cindy Gibbons	148	46	6664	45	12.5	218	495	267	639	147 +1.09	488	439	494 - 438=56
Candy Walton	184	14	1106	6	1.0	224	591	226	597		559	549	

## 5 - Goodfellows Paint &amp; Body Shop

Name	Avg	HDCP	Pins	Gms	Points Won	High Game	High Sers	HDCP Game	HDCP Sers	Most Improved Avg +/-	To Raise Avg +1	To Drop Avg -1	Weekly Over Avg Series Avg +/-
Jacqui Moore	118	73	3550	30	7.0	159	429	233	651	117 +1.33	377	343	351 - 354=-3
Angie Hauserman	122	70	5127	42	9.0	161	441	237	669	115 +7.07	408	362	367 - 366=1
Peg Hickman	129	63	3874	30	5.0	177	450	243	648	128 +1.13	416	382	
Deb Hatcher	153	42	5971	39	9.0	211	515	253	647	154 -0.90	497	454	467 - 456=11
Allie Moore	177	20	4780	27	15.0	240	619	263	688	174 +3.04	560	529	505 - 534=-29

6 - Kutsch Land & Cattle

Name	Avg	HDCP	Pins	Gms	Points		High	High	HDCP	HDCP	Most Improved		To Raise	To Drop	Weekly Over Avg
					Won	Game	Sers	Game	Sers	Avg	+/-	Avg +1	Avg -1	Series Avg +/-	
Carol Fenstermacher	106	84	3948	37	4.0	146	375	226	615	111	-4.30	332	291	254 - 324=-70	
DeAnn Brickner	119	72	4303	36	6.0	154	399	220	608	122	-2.47	377	337	343 - 360=-17	
Michele Daily	133	60	3478	26	4.0	178	450	241	636	129	+4.77	408	378		
Tammy Kutsch	155	40	4654	30	7.5	210	522	252	648	154	+1.13	494	460	522 - 459=63	
Rebecca McPherson	192	7	6923	36	18.0	244	638	270	713	191	+1.31	604	564	638 - 570=68	

**High Individual Match Points**

18	Rebecca McPherson	15	Allie Moore	12.5	Cindy Gibbons	11	Denae Washington
11	Karen Lopez	11	Jacquie Slagle	10	Barb Farber	10	Wanda Westphalen
9	Angie Hauserman	9	Deb Hatcher	9	Bev Walton	7.5	Tammy Kutsch

**Individual High Averages**

192.31	Rebecca McPherson	177.04	Allie Moore	163.89	Nicole Mulroney	155.13	Tammy Kutsch
153.10	Deb Hatcher	152.93	Barb Farber	148.09	Cindy Gibbons	147.90	Jacquie Slagle
147.31	Karen Lopez	145.39	Denae Washington	145.02	Wanda Westphalen	144.60	Gala Sesna

**Most Improved Average**

137 to 147.31 = +10.31	Karen Lopez	115 to 122.07 = +7.07	Angie Hauserman	139 to 145.39 = +6.39	Denae Washington
139 to 145.02 = +6.02	Wanda Westphale	148 to 152.93 = +4.93	Barb Farber	129 to 133.77 = +4.77	Michele Daily

**Most Un-Improved Averages**

111 to 106.70 = -4.30	Carol Fenstermac	133 to 130.36 = -2.64	Sue Janssen	122 to 119.53 = -2.47	DeAnn Brickner
165 to 163.89 = -1.11	Nicole Mulroney	129 to 128.09 = -0.91	Eileen McLaughlin	154 to 153.10 = -0.90	Deb Hatcher

# Pinette 2020-21

## Big Apple Fun Center

### Reprint of Scores -- Week 15

**Lane 1 5 - Goodfellows Paint & Body Shop** Week 15 1/8/2021

Name	Old Avg	Old HDCP	-1-	-2-	-3-	Total	HDCP Total
Jacqui Moore	118	73	122	107	122	351	570
Angie C. Hauserman	122	70	111	110	146	367	577
Deb Hatcher	152	43	152	156	159	467	596
Allie E. Moore	178	19	151	164	190	505	562
			====	====	====	====	====
Scratch Total			536	537	617	1690	1690
Handicap			205	205	205		615
Total			741	742	822	1690	2305
Team Points Won			1.0	0.0	1.0	3.0	3.0
Match Points Won			0.0	0.0	0.0	3.0	3.0
Total Points Won			1.0	0.0	1.0	6.0	6.0

**Lane 2 1 - Turner Body Shop** Week 15 1/8/2021

Name	Old Avg	Old HDCP	-1-	-2-	-3-	Total	HDCP Total
Beth A. Carr	126	66	118	122	172	412	610
Wanda M. Westphalen	145	49	121	155	126	402	549
Karen L. Lopez	146	48	159	176	145	480	624
Nicole J. Mulrone	166	30	135	132	160	427	517
			====	====	====	====	====
Scratch Total			533	585	603	1721	1721
Handicap			193	193	193		579
Total			726	778	796	1721	2300
Team Points Won			0.0	1.0	0.0	1.0	1.0
Match Points Won			0.0	0.0	0.0	2.0	2.0
Total Points Won			0.0	1.0	0.0	3.0	3.0

**Lane 5 6 - Kutsch Land & Cattle** Week 15 1/8/2021

Name	Old Avg	Old HDCP	-1-	-2-	-3-	Total	HDCP Total
Carol J. Fenstermacher	108	82	82	79	93	254	500
DeAnn M. Brickner	120	72	117	109	117	343	559
Tammy L. Kutsch	153	42	148	210	164	522	648
Rebecca L. McPherson	190	9	202	232	204	638	665
			====	====	====	====	====
Scratch Total			549	630	578	1757	1757
Handicap			205	205	205		615
Total			754	835	783	1757	2372
Team Points Won			0.0	1.0	0.0	1.0	1.0
Match Points Won			0.0	0.0	0.0	3.0	3.0
Total Points Won			0.0	1.0	0.0	4.0	4.0

**Lane 6 3 - Versatile Roofing** Week 15 1/8/2021

Name	Old Avg	Old HDCP	-1-	-2-	-3-	Total	HDCP Total
Emilie E. Alonso	121	71	109	160	97	366	579
Jacinta T. Adamson	139	54	141	119	158	418	580
Gala Z. Sesna	144	50	172	129	146	447	597
Barb Farber	151	44	156	194	168	518	650
			====	====	====	====	====
Scratch Total			578	602	569	1749	1749
Handicap			219	219	219		657
Total			797	821	788	1749	2406
Team Points Won			1.0	0.0	1.0	3.0	3.0
Match Points Won			0.0	0.0	0.0	2.0	2.0
Total Points Won			1.0	0.0	1.0	5.0	5.0

**Lane 9 2 - Hilton's Pin Busters** Week 15 1/8/2021

Name	Old Avg	Old HDCP	-1-	-2-	-3-	Total	HDCP Total
Carrie J. Ludeke	107	83	120	115	98	333	582
Linda K. Johnson	122	70	106	135	126	367	577
Sue A. Janssen	129	63	136	150	130	416	605
Tammie J. Runions	133	60	146	149	129	424	604
			====	====	====	====	====
Scratch Total			508	549	483	1540	1540
Handicap			276	276	276		828
Total			784	825	759	1540	2368
Team Points Won			1.0	1.0	0.0	2.0	2.0
Match Points Won			0.0	0.0	0.0	1.0	1.0
Total Points Won			1.0	1.0	0.0	3.0	3.0

**Lane 10 4 - The Tooth Fairy** Week 15 1/8/2021

Name	Old Avg	Old HDCP	-1-	-2-	-3-	Total	HDCP Total
Etha J. Griffin	122	70	a102	a102	a102	306	516
Eileen M. McLaughlin	127	65	129	133	139	401	596
Bev Walton	135	58	126	162	162	450	624
Cindy Gibbons	146	48	126	176	192	494	638
			====	====	====	====	====
Scratch Total			483	573	595	1651	1651
Handicap			241	241	241		723
Total			724	814	836	1651	2374
Team Points Won			0.0	0.0	1.0	2.0	2.0
Match Points Won			0.0	0.0	0.0	4.0	4.0
Total Points Won			0.0	0.0	1.0	6.0	6.0

# Pinette 2020-21

Friday 6:30 pm

## Big Apple Fun Center

### Match Points Won (This Week) -- Week 15

#### Lane 1 5 - Goodfellows Paint & Body Shop

Name	Last Wk	Last Wk	HDCP	HDCP	HDCP	HDCP
	Won	Lost	-1-	-2-	-3-	Total
Jacqui Moore		1.0	195	180	195	570
Angie C. Hauserman	1.0		181	180	216	577
Deb Hatcher		1.0	195	199	202	596
Allie E. Moore	2.0		170	183	209	562

#### Lane 2 1 - Turner Body Shop

Name	Last Wk	Last Wk	HDCP	HDCP	HDCP	HDCP
	Won	Lost	-1-	-2-	-3-	Total
Beth A. Carr	1.0		184	188	238	610
Wanda M. Westphalen		1.0	170	204	175	549
Karen L. Lopez	1.0		207	224	193	624
Nicole J. Mulrone		1.0	165	162	190	517

#### Lane 5 6 - Kutsch Land & Cattle

Name	Last Wk	Last Wk	HDCP	HDCP	HDCP	HDCP
	Won	Lost	-1-	-2-	-3-	Total
Carol J. Fenstermacher		1.0	164	161	175	500
DeAnn M. Brickner		1.0	189	181	189	559
Tammy L. Kutsch	1.0		190	252	206	648
Rebecca L. McPherson	2.0		211	241	213	665

#### Lane 6 3 - Versatile Roofing

Name	Last Wk	Last Wk	HDCP	HDCP	HDCP	HDCP
	Won	Lost	-1-	-2-	-3-	Total
Emilie E. Alonso	1.0		180	231	168	579
Jacinta T. Adamson	1.0		195	173	212	580
Gala Z. Sesna		1.0	222	179	196	597
Barb Farber		1.0	200	238	212	650

#### Lane 9 2 - Hilton's Pin Busters

Name	Last Wk	Last Wk	HDCP	HDCP	HDCP	HDCP
	Won	Lost	-1-	-2-	-3-	Total
Carrie J. Ludeke	1.0		203	198	181	582
Linda K. Johnson		1.0	176	205	196	577
Sue A. Janssen		1.0	199	213	193	605
Tammie J. Runions		1.0	206	209	189	604

#### Lane 10 4 - The Tooth Fairy

Name	Last Wk	Last Wk	HDCP	HDCP	HDCP	HDCP
	Won	Lost	-1-	-2-	-3-	Total
Etha J. Griffin		1.0	a172	a172	a172	516
Eileen M. McLaughlin	1.0		194	198	204	596
Bev Walton	1.0		184	220	220	624
Cindy Gibbons	2.0		174	224	240	638

# Pinette 2020-21

Friday 6:30 pm

**Big Apple Fun Center**

**Match Points Won (Total for Year)**

Name	Avg	Gms	Points		%Won	Name	Avg	Gms	Points		%Won
			Won	Lost					Won	Lost	
Rebecca L. McPherson	192	36	18.0	5.0	78.26%	Sue A. Janssen	130	42	7.0	7.0	50.00%
Allie E. Moore	177	27	15.0	2.0	88.24%	Gala Z. Sesna	144	42	7.0	8.0	46.67%
Cindy Gibbons	148	45	12.5	5.0	71.43%	Linda K. Johnson	122	36	6.0	6.0	50.00%
Denae L. Washington	145	36	11.0	4.0	73.33%	DeAnn M. Brickner	119	36	6.0	6.0	50.00%
Karen L. Lopez	147	39	11.0	3.0	78.57%	Etha J. Griffin	122	19	5.0	8.0	38.46%
Jacque L. Slagle	147	39	11.0	5.0	68.75%	Peg Hickman	129	30	5.0	5.0	50.00%
Barb Farber	152	45	10.0	10.0	50.00%	Carrie J. Ludeke	107	24	5.0	9.0	35.71%
Wanda M. Westphalen	145	45	10.0	8.0	55.56%	Beth A. Carr	127	27	4.0	5.0	44.44%
Angie C. Hauserman	122	42	9.0	6.0	60.00%	Michele R. Daily	133	26	4.0	6.0	40.00%
Deb Hatcher	153	39	9.0	8.0	52.94%	Carol J. Fenstermacher	106	37	4.0	9.0	30.77%
Bev Walton	136	39	9.0	6.0	60.00%	Tammie J. Runions	134	21	3.0	5.0	37.50%
Tammy L. Kutsch	155	30	7.5	6.0	55.56%	Sandy L. Hauver	75	15	3.0	5.0	37.50%
Emilie E. Alonso	121	42	7.0	8.0	46.67%	Jacinta T. Adamson	139	12	2.0	2.0	50.00%
Nicole J. Mulroney	163	27	7.0	5.0	58.33%	MaryLee Swim	118	6	1.0	1.0	50.00%
Eileen M. McLaughlin	128	45	7.0	9.0	43.75%	Candy Walton	184	6	1.0	2.0	33.33%
Jacqui Moore	118	30	7.0	4.0	63.64%	Mary A. Foltz	143	3	1.0		100.00%

# Pinette 2020-21

Friday 6:30 pm

## Big Apple Fun Center

### Change in Average

Name	----Old----		Old				Total	---Average Change---			Weekly Over Avg Series Avg +/-	
	Pins	Games	Avg	-1-	-2-	-3-		New - Old	---> +/-	=		
Jacinta T. Adamson	1254	9	139	<b>141</b>	119	<b>158</b>	418	139.33	- 139.33	=	0.00	418 - 417=1
Emilie E. Alonso	4742	39	121	<b>109</b>	<b>160</b>	97	366	121.62	- 121.59	=	0.03	366 - 363=3
DeAnn M. Brickner	3960	33	120	117	<b>109</b>	117	343	119.53	- 120.00	=	-0.47	343 - 360=-17
Beth A. Carr	3043	24	126	118	<b>122</b>	<b>172</b>	412	127.96	- 126.79	=	1.17	412 - 378=34
Michele R. Daily	3478	26	133				0	133.77	- 133.77	=	0.00	
Barb Farber	6364	42	151	156	194	168	518	152.93	- 151.52	=	1.41	518 - 453=65
Carol J. Fenstermacher	3694	34	108	82	79	<b>93</b>	254	106.70	- 108.65	=	-1.94	254 - 324=-70
Mary A. Foltz	431	3	143				0	143.67	- 143.67	=	0.00	
Cindy Gibbons	6170	42	146	126	<b>176</b>	<b>192</b>	494	148.09	- 146.90	=	1.18	494 - 438=56
Etha J. Griffin	2325	19	122	a102	a102	a102	306	122.37	- 122.37	=	0.00	
Deb Hatcher	5504	36	152	152	156	<b>159</b>	467	153.10	- 152.89	=	0.21	467 - 456=11
Angie C. Hauserman	4760	39	122	<b>111</b>	110	<b>146</b>	367	122.07	- 122.05	=	0.02	367 - 366=1
Sandy L. Hauver	1134	15	75				0	75.60	- 75.60	=	0.00	
Peg Hickman	3874	30	129				0	129.13	- 129.13	=	0.00	
Sue A. Janssen	5059	39	129	<b>136</b>	150	130	416	130.36	- 129.72	=	0.64	416 - 387=29
Linda K. Johnson	4056	33	122	106	<b>135</b>	126	367	122.86	- 122.91	=	-0.05	367 - 366=1
Tammy L. Kutsch	4132	27	153	148	<b>210</b>	<b>164</b>	522	155.13	- 153.04	=	2.10	522 - 459=63
Karen L. Lopez	5265	36	146	<b>159</b>	<b>176</b>	145	480	147.31	- 146.25	=	1.06	480 - 438=42
Carrie J. Ludeke	2257	21	107	<b>120</b>	<b>115</b>	<b>98</b>	333	107.92	- 107.48	=	0.44	333 - 321=12
Eileen M. McLaughlin	5363	42	127	<b>129</b>	133	<b>139</b>	401	128.09	- 127.69	=	0.40	401 - 381=20
Rebecca L. McPherson	6285	33	190	<b>202</b>	<b>232</b>	<b>204</b>	638	192.31	- 190.45	=	1.85	638 - 570=68
Allie E. Moore	4275	24	178	<b>151</b>	<b>164</b>	<b>190</b>	505	177.04	- 178.13	=	-1.09	505 - 534=-29
Jacqui Moore	3199	27	118	<b>122</b>	107	122	351	118.33	- 118.48	=	-0.15	351 - 354=-3
Nicole J. Mulrone	3998	24	166	135	132	160	427	163.89	- 166.58	=	-2.69	427 - 498=-71
Tammie J. Runions	2404	18	133	<b>146</b>	149	129	424	134.67	- 133.56	=	1.11	424 - 399=25
Gala Z. Sesna	5626	39	144	<b>172</b>	129	146	447	144.60	- 144.26	=	0.34	447 - 432=15
Jacque L. Slagle	5768	39	147				0	147.90	- 147.90	=	0.00	
MaryLee Swim	708	6	118				0	118.00	- 118.00	=	0.00	
Bev Walton	4876	36	135	126	<b>162</b>	<b>162</b>	450	136.56	- 135.44	=	1.12	450 - 405=45
Candy Walton	1106	6	184				0	184.33	- 184.33	=	0.00	
Denae L. Washington	5234	36	145				0	145.39	- 145.39	=	0.00	
Wanda M. Westphalen	6124	42	145	121	<b>155</b>	126	402	145.02	- 145.81	=	-0.79	402 - 435=-33

# Pinette 2020-21

Friday 6:30 pm

**Big Apple Fun Center**

**High Average Listing**

<b>Name</b>	<b>True Average</b>	<b>Pins</b>	<b>Gms</b>	<b>To Raise Avg +1</b>	<b>To Drop Avg -1</b>
Rebecca L. McPherson	192.31	6923	36	604	564
Candy Walton	184.33	1106	6	559	549
Allie E. Moore	177.04	4780	27	560	529
Nicole J. Mulrone	163.89	4425	27	495	464
Tammy L. Kutsch	155.13	4654	30	494	460
Deb Hatcher	153.10	5971	39	497	454
Barb Farber	152.93	6882	45	462	413
Cindy Gibbons	148.09	6664	45	488	439
Jacquie L. Slagle	147.90	5768	39	448	405
Karen L. Lopez	147.31	5745	39	471	428
Denae L. Washington	145.39	5234	36	460	420
Wanda M. Westphalen	145.02	6526	45	482	433
Gala Z. Sesna	144.60	6073	42	452	406
Mary A. Foltz	143.67	431	3	433	426
Jacinta T. Adamson	139.33	1672	12	428	412
Bev Walton	136.56	5326	39	428	385
Tammie J. Runions	134.67	2828	21	412	387
Michele R. Daily	133.77	3478	26	408	378
Sue A. Janssen	130.36	5475	42	420	374
Peg Hickman	129.13	3874	30	416	382
Eileen M. McLaughlin	128.09	5764	45	428	379
Beth A. Carr	127.96	3455	27	385	354
Linda K. Johnson	122.86	4423	36	374	334
Etha J. Griffin	122.37	2325	19	381	358
Angie C. Hauserman	122.07	5127	42	408	362
Emilie E. Alonso	121.62	5108	42	382	336
DeAnn M. Brickner	119.53	4303	36	377	337
Jacqui Moore	118.33	3550	30	377	343
MaryLee Swim	118.00	708	6	363	353
Carrie J. Ludeke	107.92	2590	24	326	298
Carol J. Fenstermacher	106.70	3948	37	332	291
Sandy L. Hauer	75.60	1134	15	234	215



# Pinette 2020-21

Friday 6:30 pm

## Big Apple Fun Center

Lanes 1 - 10

\* Bowlers listed must have a minimum of 21 games.

Note: This report includes information through January 8 which is Week 15 of 31

### Most Improved Averages

Name	True Average	Most Improved Avg	+/-	Name	True Average	Most Improved Avg	+/-
Karen L. Lopez	147.31	137	+10.31	Tammy L. Kutsch	155.13	154	+1.13
Angie C. Hauserman	122.07	115	+7.07	Peg Hickman	129.13	128	+1.13
Denae L. Washington	145.39	139	+6.39	Cindy Gibbons	148.09	147	+1.09
Wanda M. Westphalen	145.02	139	+6.02	Carrie J. Ludeke	107.92	107	+0.92
Barb Farber	152.93	148	+4.93	Jacquie L. Slagle	147.90	147	+0.90
Michele R. Daily	133.77	129	+4.77	Linda K. Johnson	122.86	122	+0.86
Emilie E. Alonso	121.62	117	+4.62	Tammie J. Runions	134.67	134	+0.67
Gala Z. Sesna	144.60	141	+3.60	Deb Hatcher	153.10	154	-0.90
Bev Walton	136.56	133	+3.56	Eileen M. McLaughlin	128.09	129	-0.91
Allie E. Moore	177.04	174	+3.04	Nicole J. Mulrone	163.89	165	-1.11
Beth A. Carr	127.96	125	+2.96	DeAnn M. Brickner	119.53	122	-2.47
Jacqui Moore	118.33	117	+1.33	Sue A. Janssen	130.36	133	-2.64
Rebecca L. McPherson	192.31	191	+1.31	Carol J. Fenstermacher	106.70	111	-4.30

# Pinette 2020-21

Friday 6:30 pm

## Big Apple Fun Center

### Most Pins Over Average

Name	----Old----		Old				Total	---Average Change---			Weekly Over Avg Series Avg +/-
	Pins	Games	Avg	-1-	-2-	-3-		New - Old	---> +/-		
Rebecca L. McPherson	6285	33	190	<b>202</b>	<b>232</b>	<b>204</b>	638	192.31	- 190.45	= 1.85	638 - 570=68
Barb Farber	6364	42	151	156	194	168	518	152.93	- 151.52	= 1.41	518 - 453=65
Tammy L. Kutsch	4132	27	153	148	<b>210</b>	<b>164</b>	522	155.13	- 153.04	= 2.10	522 - 459=63
Cindy Gibbons	6170	42	146	126	<b>176</b>	<b>192</b>	494	148.09	- 146.90	= 1.18	494 - 438=56
Bev Walton	4876	36	135	126	<b>162</b>	<b>162</b>	450	136.56	- 135.44	= 1.12	450 - 405=45
Karen L. Lopez	5265	36	146	<b>159</b>	<b>176</b>	145	480	147.31	- 146.25	= 1.06	480 - 438=42
Beth A. Carr	3043	24	126	118	<b>122</b>	<b>172</b>	412	127.96	- 126.79	= 1.17	412 - 378=34
Sue A. Janssen	5059	39	129	<b>136</b>	150	130	416	130.36	- 129.72	= 0.64	416 - 387=29
Tammie J. Runions	2404	18	133	<b>146</b>	149	129	424	134.67	- 133.56	= 1.11	424 - 399=25
Eileen M. McLaughlin	5363	42	127	<b>129</b>	133	<b>139</b>	401	128.09	- 127.69	= 0.40	401 - 381=20
Gala Z. Sesna	5626	39	144	<b>172</b>	129	146	447	144.60	- 144.26	= 0.34	447 - 432=15
Carrie J. Ludeke	2257	21	107	<b>120</b>	<b>115</b>	<b>98</b>	333	107.92	- 107.48	= 0.44	333 - 321=12
Deb Hatcher	5504	36	152	152	156	<b>159</b>	467	153.10	- 152.89	= 0.21	467 - 456=11
Emilie E. Alonso	4742	39	121	<b>109</b>	<b>160</b>	97	366	121.62	- 121.59	= 0.03	366 - 363=3
Angie C. Hauserman	4760	39	122	<b>111</b>	110	<b>146</b>	367	122.07	- 122.05	= 0.02	367 - 366=1
Linda K. Johnson	4056	33	122	106	<b>135</b>	126	367	122.86	- 122.91	= -0.05	367 - 366=1
Jacinta T. Adamson	1254	9	139	<b>141</b>	119	<b>158</b>	418	139.33	- 139.33	= 0.00	418 - 417=1
Jacqui Moore	3199	27	118	<b>122</b>	107	122	351	118.33	- 118.48	= -0.15	351 - 354=-3
DeAnn M. Brickner	3960	33	120	117	<b>109</b>	117	343	119.53	- 120.00	= -0.47	343 - 360=-17
Allie E. Moore	4275	24	178	<b>151</b>	<b>164</b>	<b>190</b>	505	177.04	- 178.13	= -1.09	505 - 534=-29
Wanda M. Westphalen	6124	42	145	121	<b>155</b>	126	402	145.02	- 145.81	= -0.79	402 - 435=-33
Carol J. Fenstermacher	3694	34	108	82	79	<b>93</b>	254	106.70	- 108.65	= -1.94	254 - 324=-70
Nicole J. Mulroney	3998	24	166	135	132	160	427	163.89	- 166.58	= -2.69	427 - 498=-71

# Pinette 2020-21

Friday 6:30 pm

Big Apple Fun Center

## Alphabetic League Bowler Contact List

USBC							Bowling		
ID Number	Name	Avg	Gms	Phone	Phone	E-mail	Hand	Sex	
4132-1553	Jacinta T. Adamson	139	12	(308)233-2981	(308)___-__	jacinta_adamson@gmail.com	R	W	
4132-1518	Emilie E. Alonso	121	42	(308)233-1704	(__)-__-__		R	W	
4132-1016	DeAnn M. Brickner	119	36	(308)627-8061	(__)-__-__	deannbrickner@gmail.com	R	W	
4132-45	Beth A. Carr	127	27	(308)293-1455	(__)-__-__	bacarr63@yahoo.com	R	W	
4132-19	Michele R. Daily	133	26	(308)627-3446	(__)-__-__	rockhoundcj7@yahoo.com	R	W	
4132-359	Barb Farber	152	45	(308)440-9187	(308)826-2715	mbfarbz@gmail.com	R	W	
4132-1123	Carol J. Fenstermacher	106	37	(308)236-9018	(__)-__-__	cfenster11@outlook.com	R	W	
4132-44	Mary A. Foltz	143	3	(308)440-6238	(__)-__-__	maryfoltz63@yahoo.com	R	W	
4132-135	Cindy Gibbons	148	45	(308)238-1296	(__)-__-__		R	W	
4132-6	Etha J. Griffin	122	19	(308)468-6257	(308)627-5158	ethagrif@hotmail.com	R	W	
4132-13	Deb Hatcher	153	39	(308)383-5868	(__)-__-__	debhatcher@hotmail.com	R	W	
4132-100	Angie C. Hauserman	122	42	(308)234-9280	(__)-__-__		R	W	
4132-1150	Sandy L. Hauver	75	15	(308)627-5608	(__)-__-__		R	W	
4132-357	Peg Hickman	129	30	(308)832-5984	(__)-__-__	horselover1348@hotmail.com	R	W	
4132-14	Sue A. Janssen	130	42	(308)627-5609	(__)-__-__	suejanssen@hotmail.com	R	W	
4132-273	Linda K. Johnson	122	36	(308)627-1720	(__)-__-__	lkcolyer@charter.net	R	W	
4137-1786	Tammy L. Kutsch	155	30	(308)293-7564	(__)-__-__	tlkutsch356@aol.com	R	W	
4132-372	Karen L. Lopez	147	39	(308)237-3804	(308)293-9643	kllopez61@gmail.com	R	W	
4136-223	Carrie J. Ludeke	107	24	(308)651-0370	(__)-__-__	carrienaylor1978@gmail.com	L	W	
4132-369	Eileen M. McLaughlin	128	45	(308)440-5133	(308)234-1180		R	W	
6197-339	Rebecca L. McPherson	192	36	(402)984-0342	(__)-__-__	rebecca.konate@outlook.com	R	W	
4132-1405	Allie E. Moore	177	27	(308)224-7641	(__)-__-__	allie.moore21@yahoo.com	R	W	
4132-1466	Jacqui Moore	118	30	(308)627-8414	(__)-__-__	jacquidylan@yahoo.com	R	W	
4132-647	Nicole J. Mulroney	163	27	(308)440-4799	(__)-__-__		R	W	
4132-773	Tammie J. Runions	134	21	(308)440-1478	(__)-__-__	tammierunions@gmail.com	R	W	
4132-360	Gala Z. Sesna	144	42	(308)293-5439	(__)-__-__	gsesna2000@yahoo.com	R	W	
4132-42	Jacquie L. Slagle	147	39	(308)233-2584	(__)-__-__	jacquieslagle@hotmail.com	R	W	
4132-1192	MaryLee Swim	118	6	(308)455-8066	(308)627-2855		R	W	
4132-1	Bev Walton	136	39	(308)234-3987	(308)440-0064	bewwalton1705@icloud.com	R	W	
4132-1535	Candy Walton	184	6	(402)303-9209	(308)___-__	candywalton@hotmail.com	R	W	
4132-448	Denae L. Washington	145	36	(308)293-1236	(__)-__-__	kuhldenae@yahoo.com	R	W	
4132-373	Wanda M. Westphalen	145	45	(308)237-5056	(308)224-9862	wandawestphalen@hotmail.com	R	W	

# Pinette 2020-21

## Big Apple Fun Center

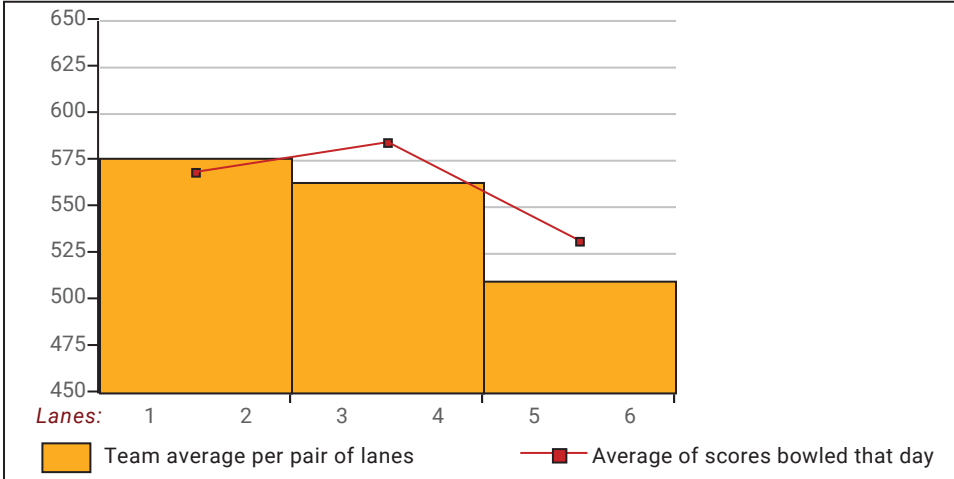
This report is for scores bowled January 8 which is Week 15 of 31

### This Week's Statistics: Lefties vs Righties

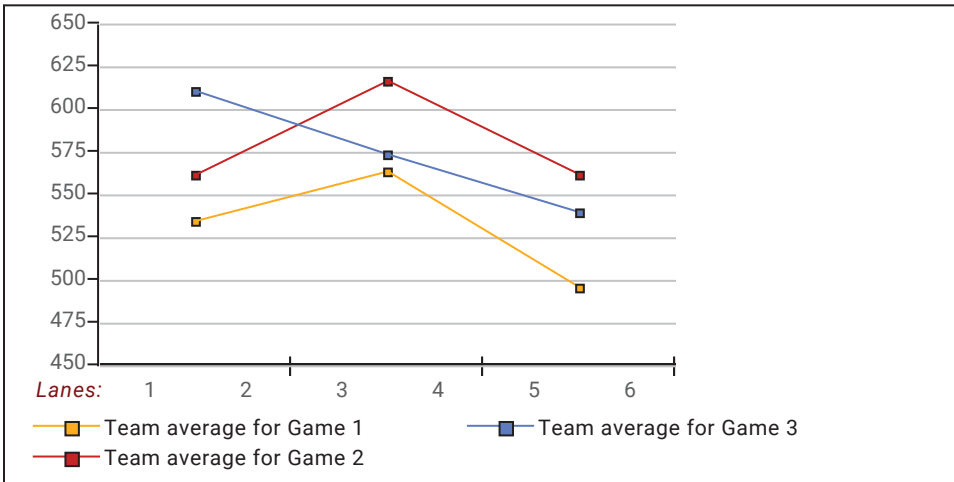
Unless designated left handed, bowlers are considered right handed.

	Over All	Right	Left
How many people bowled	23	22	1
Number of games bowled	69	66	3
Actual average of week's scores	142.06	143.47	111.00
How many games above average	39	37	2
How many games below average	29	28	1
Pins above/below average per game	3.88	3.88	4.00
How many people raised average	15	14	1
by this amount	0.87	0.90	0.44
How many people went down	7	7	--
by this amount	-1.03	-1.03	0.00
League average before bowling	138.67	140.09	107.48
League average after bowling	138.93	140.34	107.92
Change in league average	0.26	0.25	0.44
800s	--	--	--
775s	--	--	--
750s	--	--	--
725s	--	--	--
700s	--	--	--
675s	--	--	--
650s	--	--	--
625s	1	1	--
600s	--	--	--
575s	--	--	--
550s	--	--	--
525s	--	--	--
500s	3	3	--
475s	2	2	--
450s	2	2	--
425s	2	2	--
400s	6	6	--
below 400	7	6	1
300s	--	--	--
275s	--	--	--
250s	--	--	--
225s	1	1	--
200s	3	3	--
175s	5	5	--
150s	18	18	--
125s	21	21	--
100s	16	14	2
below 100	5	4	1

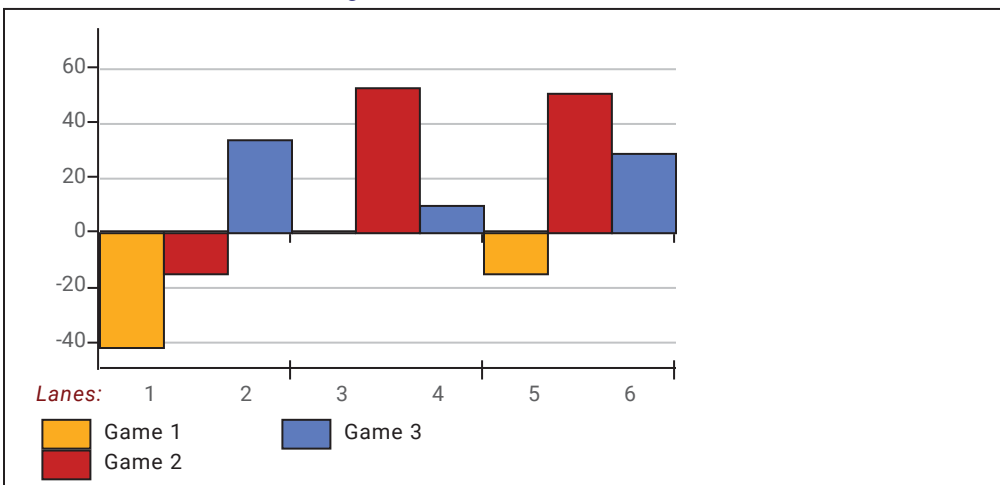
**Team Average vs Avg of Scores**



**Average of Scores for Each Game**

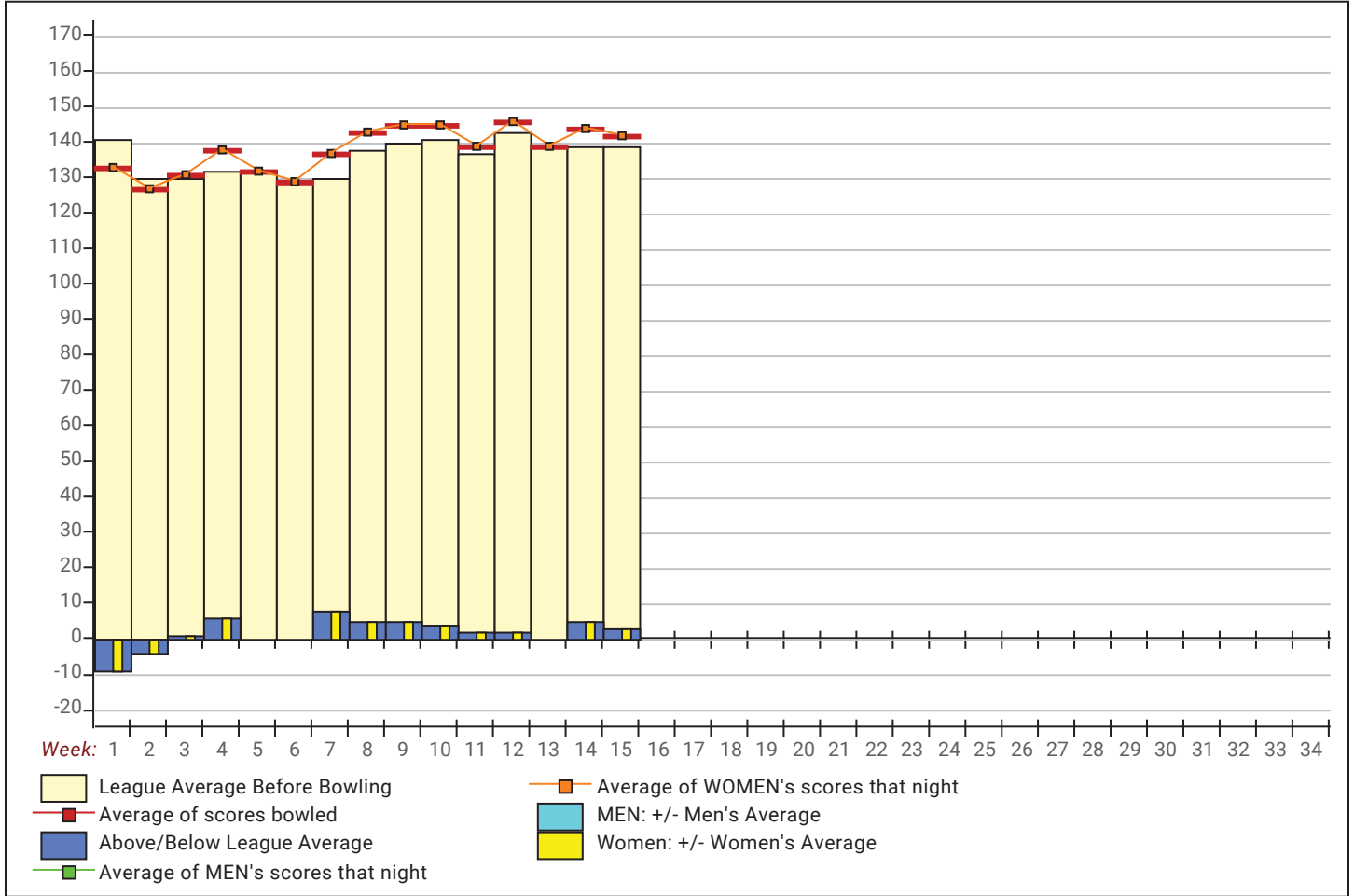


**Amount Over/Under Team Average**



This report is for scores bowled January 8 which is Week 15 of 31

**League Average Week-by-Week**



**League Average Statistics for Last Week**

	League	Right Hand	Left Hand
League Average Before Bowling	138.67	140.09	107.48
Average of scores bowled that night	142.06	143.47	111.00
New League Average After Bowling	138.93	140.34	107.92
Change in League Average	.26	.25	.44
People Who Bowled Over Average	15	14	1
People Who Bowled Under Average	7	7	
Average Amount of Series Over Avg	32.60	34.07	12.00
Average Amount of Series Under Avg	-31.71	-31.71	
Difference Avg, NiteAvg	3.88	3.88	4.00
Number of Bowlers	23	22	1
Number of Games Bowled	69	66	3
People Who Raised Their Average	15	14	1
Raised By an Average of This Amount	.87	.90	.44
People Who Lowered Their Average	7	7	
Lowered By an Average of This Amou	-1.03	-1.03	
Number of Games Bowled Over Avera	39	37	2
Number of Games Bowled Under Avera	29	28	1

*Note: Averages are based only on people who bowled.*

# Pinette 2020-21

Friday 6:30 pm

**Big Apple Fun Center**

Lanes 1 - 10

*If you have questions, please contact*

**Tammy Kutsch (308)293-7564 1050 Road West 40, Brule, NE 69127**  
Send E-mail to: [tlkutsch356@aol.com](mailto:tlkutsch356@aol.com)

*Note: This report includes information through January 8 which is Week 15 of 31*

## **Awards Earned This Week**

<b>Name</b>	<b>USBC ID Number</b>	<b>Award Average</b>	<b>Award Games</b>	<b>G1</b>	<b>G2</b>	<b>G3</b>	<b>Series</b>	<b>Award Score</b>	<b>Award Received</b>
Tammy L. Kutsch	4137-1786 USBC	153	27	148	<b>210</b>	164	522	210	200 Game (Local Assoc. Awards)
Rebecca L. McPherson	6197-339 USBC	190	33	202	<b>232</b>	204	638	232	225 Game (Local Assoc. Awards)

# Press Release -- 1/9/2021

1/8/2021 Week 15 of 31

## Pinette 2020-21

Friday 6:30 pm

Big Apple Fun Center

Lanes 1 - 10

### Team Standings

Place	Team Name	Avg p/gm	Points Won	Points Lost	Year-To-Date WON	Y-T-D LOST
1	Goodfellows Paint & Body Shop	547	80	55	80	55
2	Turner Body Shop	585	76½	58½	76½	58½
3	Kutsch Land & Cattle	560	73	62	73	62
4	Versatile Roofing	513	61	74	61	74
5	The Tooth Fairy	530	58½	76½	58½	76½
6	Hilton's Pin Busters	499	56	79	56	79

\*\*\* Although not shown, standings are determined by points only for the current part

### Last Week's Top Scores

Scratch Game		Scratch Series		Handicap Game		Handicap Series	
232	Rebecca McPherson	638	Rebecca McPherson	252	Tammy Kutsch	665	Rebecca McPherson
210	Tammy Kutsch	522	Tammy Kutsch	241	Rebecca McPherson	650	Barb Farber
194	Barb Farber	518	Barb Farber	240	Cindy Gibbons	648	Tammy Kutsch
192	Cindy Gibbons	505	Allie Moore	238	Barb Farber	638	Cindy Gibbons
190	Allie Moore	494	Cindy Gibbons	238	Beth Carr	624	Karen Lopez
176	Karen Lopez	480	Karen Lopez	231	Emilie Alonso	624	Bev Walton
172	Beth Carr	467	Deb Hatcher	224	Karen Lopez	610	Beth Carr
172	Gala Sesna	450	Bev Walton	222	Gala Sesna	605	Sue Janssen
162	Bev Walton	447	Gala Sesna	220	Bev Walton	604	Tammie Runions
160	Emilie Alonso	427	Nicole Mulroney	216	Angie Hauserman	597	Gala Sesna
160	Nicole Mulroney						



# Pinette 2020-21

Friday 6:30 pm

## Big Apple Fun Center

Lanes 1 - 10

President: Sue Janssen

Secretary/Treasurer: Tammy Kutsch

### Team Standings

Place	#	Team Name	Points Won	Points Lost	%Won	Pins + HDCP	Scratch Pins	Avg p/gm	Year-To-Date WON	Y-T-D LOST	Y-T-D % WON
1	1	Turner Body Shop	86	49	63.7	70972	54010	600	162½	107½	60.2
2	2	Hilton's Pin Busters	79	56	58.5	69845	47060	522	135	135	50.0
3	5	Goodfellows Paint & Body Sho	71½	63½	53.0	70053	50907	565	151½	118½	56.1
4	3	Versatile Roofing	64½	70½	47.8	69477	47796	531	125½	144½	46.5
5	6	Kutsch Land & Cattle	62	73	45.9	69364	49804	553	135	135	50.0
6	4	The Tooth Fairy	42	93	31.1	68478	47448	527	100½	169½	37.2

### Review of Last Week's Bowling.....

Pairing	Team Name	HDCP -1-	HDCP -2-	HDCP -3-	HDCP Total	Last Wk WON	Team Name	HDCP -1-	HDCP -2-	HDCP -3-	HDCP Total	Last Wk WON
-1-	Turner Body Shop	779	814	772	2365	4	<---> Hilton's Pin Busters	771	846	848	2465	5
-2-	Goodfellows Paint & B	851	751	771	2373	6	<---> Kutsch Land & Cattle	773	725	784	2282	3
-3-	Versatile Roofing	790	864	766	2420	9	<---> The Tooth Fairy	731	813	728	2272	0

### Lane Assignments

1-2    5-6    9-10  
 Wk31 05/07    2- 3    4- 6    1- 5 Playoff Scores count

### Last Week's Top Scores

Team Scratch Game	Team Scratch Series	Team Handicap Game	Team Handicap Series
655 Goodfellows Paint & Body	1867 Turner Body Shop	864 Versatile Roofing	2465 Hilton's Pin Buster
650 Versatile Roofing	1785 Goodfellows Paint & Body	851 Goodfellows Paint & Body	2420 Versatile Roofing
648 Turner Body Shop	1778 Hilton's Pin Busters	848 Hilton's Pin Busters	2373 Goodfellows Paint
619 Hilton's Pin Busters	1778 Versatile Roofing	814 Turner Body Shop	2365 Turner Body Shop
577 The Tooth Fairy	1610 Kutsch Land & Cattle	813 The Tooth Fairy	2282 Kutsch Land & Catt
560 Kutsch Land & Cattle	1564 The Tooth Fairy	784 Kutsch Land & Cattle	2272 The Tooth Fairy
Scratch Game	Scratch Series	Handicap Game	Handicap Series
211 Rebecca McPherson	559 Rebecca McPherson	249 Sue Janssen	663 Sue Janssen
203 Nicole Mulroney	556 Allie Moore	248 Gala Sesna	649 Denae Washington
202 Gala Sesna	535 Nicole Mulroney	239 Jacquie Slagle	642 Gala Sesna
193 Jacquie Slagle	517 Denae Washington	238 Jacqui Moore	640 Jacqui Moore
189 Sue Janssen	504 Gala Sesna	233 Nicole Mulroney	625 Nicole Mulroney
188 Allie Moore	484 Jacquie Slagle	230 Angie Hauserman	622 Jacquie Slagle
180 Denae Washington	483 Sue Janssen	230 DeAnn Brickner	616 Allie Moore
177 Karen Lopez	473 Barb Farber	228 Linda Johnson	608 DeAnn Brickner
168 Barb Farber	454 Karen Lopez	224 Denae Washington	600 Bev Walton
168 Jacqui Moore	432 Bev Walton	223 Emilie Alonso	596 Barb Farber
		223 Karen Lopez	

### Season High Scores

Team Scratch Game	Team Scratch Series	Team Handicap Game	Team Handicap Series
735 Turner Body Shop	1968 Turner Body Shop	921 Turner Body Shop	2604 Hilton's Pin Buster
704 Goodfellows Paint & Body	1898 Goodfellows Paint & Body	918 Hilton's Pin Busters	2534 Turner Body Shop
681 Hilton's Pin Busters	1893 Hilton's Pin Busters	897 Goodfellows Paint & Body	2515 Goodfellows Paint
669 Versatile Roofing	1823 Kutsch Land & Cattle	885 Versatile Roofing	2448 Versatile Roofing
664 Kutsch Land & Cattle	1816 The Tooth Fairy	879 Kutsch Land & Cattle	2443 Kutsch Land & Catt
629 The Tooth Fairy	1778 Versatile Roofing	870 The Tooth Fairy	2429 The Tooth Fairy
Scratch Game	Scratch Series	Handicap Game	Handicap Series
257 Allie Moore	655 Rebecca McPherson	293 Jacqui Moore	738 Denae Washington
245 Gala Sesna	619 Allie Moore	292 Gala Sesna	714 Jacqui Moore
244 Rebecca McPherson	594 Denae Washington	279 Allie Moore	713 Rebecca McPherson
227 Barb Farber	591 Candy Walton	274 Denae Washington	702 Barb Farber
224 Candy Walton	571 Nicole Mulroney	270 Rebecca McPherson	698 Karen Lopez
222 Jacqui Moore	544 Karen Lopez	269 Barb Farber	688 Allie Moore
222 Denae Washington	543 Cindy Gibbons	267 Cindy Gibbons	683 Carrie Ludeke
218 Cindy Gibbons	539 Wanda Westphalen	258 Wanda Westphalen	680 Wanda Westphalen
212 Nicole Mulroney	537 Barb Farber	256 Karen Lopez	679 Nicole Mulroney
211 Deb Hatcher	523 Gala Sesna	253 Deb Hatcher	679 Bev Walton

Scratch Game	Scratch Series				Handicap Game				Handicap Series			
--------------	----------------	--	--	--	---------------	--	--	--	-----------------	--	--	--

253 Carrie Ludeke

**Team Rosters****1 - Turner Body Shop**

Name	Avg	HDCP	Pins	Gms	Points Won	High Game	High Sers	HDCP Game	HDCP Sers	Most Improved Avg +/-	To Raise Avg +1	To Drop Avg -1	Weekly Over Avg Series Avg +/-
Beth Carr	133	60	6819	51	10.5	177	463	238	654	125 +8.71	417	362	
Mary Foltz	143	51	431	3	1.0	151	431	202	584		433	426	
Karen Lopez	148	46	11604	78	21.0	205	544	256	698	137 +11.77	465	383	454 - 444=10
Jacque Slagle	148	46	10724	72	15.5	198	511	245	652	147 +1.94	451	375	484 - 444=40
Wanda Westphalen	150	45	13080	87	21.0	205	539	258	680	139 +11.34	510	419	394 - 453=-59
Nicole Mulrone	167	29	11022	66	21.0	212	571	243	679	165 +2.00	570	500	535 - 498=37

**2 - Hilton's Pin Busters**

Name	Avg	HDCP	Pins	Gms	Points Won	High Game	High Sers	HDCP Game	HDCP Sers	Most Improved Avg +/-	To Raise Avg +1	To Drop Avg -1	Weekly Over Avg Series Avg +/-
Carrie Ludeke	113	78	4769	42	9.0	170	440	253	683	107 +6.55	361	315	
Linda Johnson	128	64	9998	78	15.0	180	447	246	666	122 +6.18	451	369	393 - 384=9
Tammie Runions	132	61	6341	48	6.0	180	434	242	619	134 -1.90	442	390	385 - 396=-11
Sue Janssen	134	59	11676	87	17.0	191	491	252	674	133 +1.21	474	383	483 - 399=84
Denae Washington	152	43	11415	75	22.0	222	594	274	738	139 +13.20	519	440	517 - 453=64

**3 - Versatile Roofing**

Name	Avg	HDCP	Pins	Gms	Points Won	High Game	High Sers	HDCP Game	HDCP Sers	Most Improved Avg +/-	To Raise Avg +1	To Drop Avg -1	Weekly Over Avg Series Avg +/-
Sandy Hauver	75	112	1134	15	3.0	108	265	225	616		234	215	
MaryLee Swim	112	79	1681	15	1.0	130	375	212	621		353	334	
Emilie Alonso	118	73	10325	87	15.0	163	423	235	639	117 +1.68	385	294	372 - 354=18
Jacinta Adamson	140	54	5472	39	7.5	183	477	238	646	135 +5.31	450	407	429 - 420=9
Gala Sesna	149	45	12964	87	22.0	245	523	292	674	141 +8.01	536	445	504 - 444=60
Barb Farber	154	41	13424	87	21.0	227	537	269	702	148 +6.30	526	435	473 - 462=11

**4 - The Tooth Fairy**

Name	Avg	HDCP	Pins	Gms	Points Won	High Game	High Sers	HDCP Game	HDCP Sers	Most Improved Avg +/-	To Raise Avg +1	To Drop Avg -1	Weekly Over Avg Series Avg +/-
Etha Griffin	121	71	3768	31	8.0	165	413	230	629	121 +0.55	380	345	367 - 363=4
Eileen McLaughlin	128	64	11550	90	14.0	173	434	236	632	129 -0.67	447	353	368 - 384=-16
Bev Walton	138	55	11598	84	18.0	190	511	246	679	133 +5.07	495	407	432 - 411=21
Cindy Gibbons	148	46	13384	90	18.5	218	543	267	678	147 +1.71	473	379	397 - 447=-50
Candy Walton	184	14	1106	6	1.0	224	591	226	597		559	549	

**5 - Goodfellows Paint & Body Shop**

Name	Avg	HDCP	Pins	Gms	Points Won	High Game	High Sers	HDCP Game	HDCP Sers	Most Improved Avg +/-	To Raise Avg +1	To Drop Avg -1	Weekly Over Avg Series Avg +/-
Jacqui Moore	123	69	7391	60	14.0	222	501	293	714	117 +6.18	421	357	430 - 366=64
Angie Hauserman	127	65	11110	87	17.5	180	447	247	669	115 +12.70	410	319	397 - 381=16
Peg Hickman	129	63	5431	42	7.0	177	450	243	648	128 +1.31	419	373	
Deb Hatcher	154	41	9735	63	13.0	211	517	253	647	154 +0.52	495	428	
Allie Moore	177	20	12249	69	33.0	257	619	279	688	174 +3.52	567	494	556 - 531=25

**6 - Kutsch Land & Cattle**

Name	Avg	HDCP	Pins	Gms	Points Won	High Game	High Sers	HDCP Game	HDCP Sers	Most Improved Avg +/-	To Raise Avg +1	To Drop Avg -1	Weekly Over Avg Series Avg +/-
Carol Fenstermacher	107	83	8835	82	12.0	146	378	229	630	111 -3.26	345	259	320 - 321=-1
DeAnn Brickner	122	70	9905	81	14.0	170	428	243	647	122 +0.28	427	342	395 - 363=32
Michele Daily	132	61	6106	46	8.0	185	452	245	636	129 +3.74	411	361	
Tammy Kutsch	156	39	5480	35	7.5	210	522	252	648	154 +2.57	486	447	
Rebecca McPherson	190	9	14846	78	34.0	244	655	270	713	191 -0.67	625	543	559 - 570=-11

**Temporary Substitutes**

Name	Avg	HDCP	Pins	Gms	Points Won	High Game	High Sers	HDCP Game	HDCP Sers	Most Improved Avg +/-	To Raise Avg +1	To Drop Avg -1	Weekly Over Avg Series Avg +/-
Sharie Goodman	110	81	330	3	1.0	124	330	205	573		336	329	
Susan Ohlrich	136	57	2461	18	1.0	170	454	226	622		416	394	

**High Individual Match Points**


---

34	Rebecca McPherson	33	Allie Moore	22	Denae Washington	22	Gala Sesna
21	Barb Farber	21	Wanda Westphalen	21	Nicole Mulrone	21	Karen Lopez
18.5	Cindy Gibbons	18	Bev Walton	17.5	Angie Hauserman	17	Sue Janssen

---

**Individual High Averages**


---

190.33	Rebecca McPherson	177.52	Allie Moore	167.00	Nicole Mulrone	156.57	Tammy Kutsch
154.52	Deb Hatcher	154.30	Barb Farber	152.20	Denae Washington	150.34	Wanda Westphalen
149.01	Gala Sesna	148.94	Jacque Slagle	148.77	Karen Lopez	148.71	Cindy Gibbons

---

**Most Improved Average**


---

139	to	152.20	= +13.20	Denae Washingto	115	to	127.70	= +12.70	Angie Hauserman	137	to	148.77	= +11.77	Karen Lopez
139	to	150.34	= +11.34	Wanda Westphale	125	to	133.71	= +8.71	Beth Carr	141	to	149.01	= +8.01	Gala Sesna

---

**Most Un-Improved Averages**


---

111	to	107.74	= -3.26	Carol Fenstermac	134	to	132.10	= -1.90	Tammie Runions	191	to	190.33	= -0.67	Rebecca McPhers
129	to	128.33	= -0.67	Eileen McLaughlin	122	to	122.28	= +0.28	DeAnn Brickner	154	to	154.52	= +0.52	Deb Hatcher

---

# Pinette 2020-21

## Big Apple Fun Center

### Reprint of Scores -- Week 30

#### Lane 1 1 - Turner Body Shop Week 30 4/30/2021

Name	Old	Old	HDCP				
	Avg	HDCP	-1-	-2-	-3-	Total	Total
Jacque L. Slagle	148	46	148	193	143	484	622
Karen L. Lopez	148	46	139	138	177	454	592
Wanda M. Westphalen	151	44	157	114	123	394	526
Nicole J. Mulrone	166	30	169	203	163	535	625
			====	====	====	====	====
Scratch Total			613	648	606	1867	1867
Handicap			166	166	166		498
Total			779	814	772	1867	2365
Team Points Won			1.0	0.0	0.0	1.0	1.0
Match Points Won			0.0	0.0	0.0	3.0	3.0
Total Points Won			1.0	0.0	0.0	4.0	4.0

#### Lane 2 2 - Hilton's Pin Busters Week 30 4/30/2021

Name	Old	Old	HDCP				
	Avg	HDCP	-1-	-2-	-3-	Total	Total
Linda K. Johnson	128	64	117	164	112	393	585
Tammie J. Runions	132	61	108	118	159	385	568
Sue A. Janssen	133	60	137	157	189	483	663
Denae L. Washington	151	44	180	178	159	517	649
			====	====	====	====	====
Scratch Total			542	617	619	1778	1778
Handicap			229	229	229		687
Total			771	846	848	1778	2465
Team Points Won			0.0	1.0	1.0	3.0	3.0
Match Points Won			0.0	0.0	0.0	2.0	2.0
Total Points Won			0.0	1.0	1.0	5.0	5.0

#### Lane 3 5 - Goodfellows Paint & Body Shop Week 30 4/30/2021

Name	Old	Old	HDCP				
	Avg	HDCP	-1-	-2-	-3-	Total	Total
Jacqui Moore	122	70	168	118	144	430	640
Angie C. Hauserman	127	65	165	116	116	397	592
Deb Hatcher	154	41	a134	a134	a134	402	525
Allie E. Moore	177	20	188	187	181	556	616
			====	====	====	====	====
Scratch Total			655	555	575	1785	1785
Handicap			196	196	196		588
Total			851	751	771	1785	2373
Team Points Won			1.0	1.0	0.0	3.0	3.0
Match Points Won			0.0	0.0	0.0	3.0	3.0
Total Points Won			1.0	1.0	0.0	6.0	6.0

#### Lane 4 6 - Kutsch Land & Cattle Week 30 4/30/2021

Name	Old	Old	HDCP				
	Avg	HDCP	-1-	-2-	-3-	Total	Total
Carol J. Fenstermacher	107	83	102	103	115	320	569
DeAnn M. Brickner	121	71	124	112	159	395	608
Michele R. Daily	132	61	a112	a112	a112	336	519
Rebecca L. McPherson	190	9	211	174	174	559	586
			====	====	====	====	====
Scratch Total			549	501	560	1610	1610
Handicap			224	224	224		672
Total			773	725	784	1610	2282
Team Points Won			0.0	0.0	1.0	1.0	1.0
Match Points Won			0.0	0.0	0.0	2.0	2.0
Total Points Won			0.0	0.0	1.0	3.0	3.0

#### Lane 5 3 - Versatile Roofing Week 30 4/30/2021

Name	Old	Old	HDCP				
	Avg	HDCP	-1-	-2-	-3-	Total	Total
Emilie E. Alonso	118	73	129	150	93	372	591
Jacinta T. Adamson	140	54	166	133	130	429	591
Gala Z. Sesna	148	46	141	202	161	504	642
Barb Farber	154	41	140	165	168	473	596
			====	====	====	====	====
Scratch Total			576	650	552	1778	1778
Handicap			214	214	214		642
Total			790	864	766	1778	2420
Team Points Won			1.0	1.0	1.0	4.0	4.0
Match Points Won			0.0	0.0	0.0	5.0	5.0
Total Points Won			1.0	1.0	1.0	9.0	9.0

#### Lane 6 4 - The Tooth Fairy Week 30 4/30/2021

Name	Old	Old	HDCP				
	Avg	HDCP	-1-	-2-	-3-	Total	Total
Etha J. Griffin	121	71	119	137	111	367	580
Eileen M. McLaughlin	128	64	121	139	108	368	560
Bev Walton	137	56	141	154	137	432	600
Cindy Gibbons	149	45	114	147	136	397	532
			====	====	====	====	====
Scratch Total			495	577	492	1564	1564
Handicap			236	236	236		708
Total			731	813	728	1564	2272
Team Points Won			0.0	0.0	0.0	0.0	0.0
Match Points Won			0.0	0.0	0.0	0.0	0.0
Total Points Won			0.0	0.0	0.0	0.0	0.0

# Pinette 2020-21

Friday 6:30 pm

**Big Apple Fun Center**

**Match Points Won (This Week) -- Week 30**

## Lane 1 1 - Turner Body Shop

Name	Last Wk	Last Wk	HDCP	HDCP	HDCP	HDCP
	Won	Lost	-1-	-2-	-3-	Total
Jacquie L. Slagle	1.0		194	239	189	622
Karen L. Lopez	1.0		185	184	223	592
Wanda M. Westphalen		1.0	201	158	167	526
Nicole J. Mulrone	1.0	1.0	199	233	193	625

## Lane 2 2 - Hilton's Pin Busters

Name	Last Wk	Last Wk	HDCP	HDCP	HDCP	HDCP
	Won	Lost	-1-	-2-	-3-	Total
Linda K. Johnson		1.0	181	228	176	585
Tammie J. Runions		1.0	169	179	220	568
Sue A. Janssen	1.0		197	217	249	663
Denae L. Washington	1.0		224	222	203	649

## Lane 3 5 - Goodfellows Paint & Body Shop

Name	Last Wk	Last Wk	HDCP	HDCP	HDCP	HDCP
	Won	Lost	-1-	-2-	-3-	Total
Jacqui Moore	1.0		238	188	214	640
Angie C. Hauserman		1.0	230	181	181	592
Deb Hatcher	1.0		a175	a175	a175	525
Allie E. Moore	1.0		208	207	201	616

## Lane 4 6 - Kutsch Land & Cattle

Name	Last Wk	Last Wk	HDCP	HDCP	HDCP	HDCP
	Won	Lost	-1-	-2-	-3-	Total
Carol J. Fenstermacher		1.0	185	186	198	569
DeAnn M. Brickner	1.0		195	183	230	608
Michele R. Daily		1.0	a173	a173	a173	519
Rebecca L. McPherson	1.0	1.0	220	183	183	586

## Lane 5 3 - Versatile Roofing

Name	Last Wk	Last Wk	HDCP	HDCP	HDCP	HDCP
	Won	Lost	-1-	-2-	-3-	Total
Emilie E. Alonso	1.0		202	223	166	591
Jacinta T. Adamson	1.0		220	187	184	591
Gala Z. Sesna	2.0		187	248	207	642
Barb Farber	1.0		181	206	209	596

## Lane 6 4 - The Tooth Fairy

Name	Last Wk	Last Wk	HDCP	HDCP	HDCP	HDCP
	Won	Lost	-1-	-2-	-3-	Total
Etha J. Griffin		1.0	190	208	182	580
Eileen M. McLaughlin		1.0	185	203	172	560
Bev Walton	1.0		197	210	193	600
Cindy Gibbons	1.0		159	192	181	532

# Pinette 2020-21

Friday 6:30 pm

**Big Apple Fun Center**

**Match Points Won (Total for Year)**

Name	Avg	Gms	Points		%Won	Name	Avg	Gms	Points		%Won
			Won	Lost					Won	Lost	
Rebecca L. McPherson	190	78	34.0	14.0	70.83%	DeAnn M. Brickner	122	81	14.0	13.0	51.85%
Allie E. Moore	177	69	33.0	6.0	84.62%	Deb Hatcher	154	63	13.0	17.0	43.33%
Denae L. Washington	152	75	22.0	9.0	70.97%	Carol J. Fenstermacher	107	82	12.0	16.0	42.86%
Gala Z. Sesna	149	87	22.0	12.0	64.71%	Beth A. Carr	133	51	10.5	6.5	61.76%
Barb Farber	154	87	21.0	17.0	55.26%	Carrie J. Ludeke	113	42	9.0	13.0	40.91%
Wanda M. Westphalen	150	87	21.0	13.0	61.76%	Etha J. Griffin	121	31	8.0	20.0	28.57%
Nicole J. Mulrone	167	66	21.0	9.0	70.00%	Michele R. Daily	132	46	8.0	15.0	34.78%
Karen L. Lopez	148	78	21.0	8.0	72.41%	Tammy L. Kutsch	156	35	7.5	8.0	48.39%
Cindy Gibbons	148	90	18.5	15.0	55.22%	Jacinta T. Adamson	140	39	7.5	8.0	48.39%
Bev Walton	138	84	18.0	13.0	58.06%	Peg Hickman	129	42	7.0	7.0	50.00%
Angie C. Hauserman	127	87	17.5	12.5	58.33%	Tammie J. Runions	132	48	6.0	12.0	33.33%
Sue A. Janssen	134	87	17.0	12.0	58.62%	Sandy L. Hauver	75	15	3.0	5.0	37.50%
Jacque L. Slagle	148	72	15.5	13.0	54.39%	MaryLee Swim	112	15	1.0	6.0	14.29%
Emilie E. Alonso	118	87	15.0	15.0	50.00%	Candy Walton	184	6	1.0	2.0	33.33%
Linda K. Johnson	128	78	15.0	11.0	57.69%	Mary A. Foltz	143	3	1.0		100.00%
Eileen M. McLaughlin	128	90	14.0	17.0	45.16%	Susan M. Ohlrich	136	18	1.0	5.0	16.67%
Jacqui Moore	123	60	14.0	8.0	63.64%	Sharie Goodman	110	3	1.0		100.00%

# Pinette 2020-21

Friday 6:30 pm

## Big Apple Fun Center

### Change in Average

Name	----Old----		Old				---Average Change---				Weekly Over Avg
	Pins	Games	Avg	-1-	-2-	-3-	Total	New - Old	---> +/-	Series Avg +/-	
Jacinta T. Adamson	5043	36	140	<b>166</b>	133	<b>130</b>	429	140.31	- 140.08	= 0.22	429 - 420=9
Emilie E. Alonso	9953	84	118	<b>129</b>	<b>150</b>	93	372	118.68	- 118.49	= 0.19	372 - 354=18
DeAnn M. Brickner	9510	78	121	124	<b>112</b>	<b>159</b>	395	122.28	- 121.92	= 0.36	395 - 363=32
Beth A. Carr	6819	51	133				0	133.71	- 133.71	= 0.00	
Michele R. Daily	6106	46	132	a112	a112	a112	336	132.74	- 132.74	= 0.00	
Barb Farber	12951	84	154	<b>140</b>	<b>165</b>	<b>168</b>	473	154.30	- 154.18	= 0.12	473 - 462=11
Carol J. Fenstermacher	8515	79	107	102	103	115	320	107.74	- 107.78	= -0.04	320 - 321=-1
Mary A. Foltz	431	3	143				0	143.67	- 143.67	= 0.00	
Cindy Gibbons	12987	87	149	114	147	136	397	148.71	- 149.28	= -0.56	397 - 447=-50
Sharie Goodman	330	3	110				0	110.00	- 110.00	= 0.00	
Etha J. Griffin	3401	28	121	119	137	<b>111</b>	367	121.55	- 121.46	= 0.08	367 - 363=4
Deb Hatcher	9735	63	154	<b>a134</b>	<b>a134</b>	<b>a134</b>	402	154.52	- 154.52	= 0.00	
Angie C. Hauserman	10713	84	127	<b>165</b>	116	116	397	127.70	- 127.54	= 0.17	397 - 381=16
Sandy L. Hauver	1134	15	75				0	75.60	- 75.60	= 0.00	
Peg Hickman	5431	42	129				0	129.31	- 129.31	= 0.00	
Sue A. Janssen	11193	84	133	137	<b>157</b>	<b>189</b>	483	134.21	- 133.25	= 0.96	483 - 399=84
Linda K. Johnson	9605	75	128	117	164	112	393	128.18	- 128.07	= 0.11	393 - 384=9
Tammy L. Kutsch	5480	35	156				0	156.57	- 156.57	= 0.00	
Karen L. Lopez	11150	75	148	<b>139</b>	<b>138</b>	<b>177</b>	454	148.77	- 148.67	= 0.10	454 - 444=10
Carrie J. Ludeke	4769	42	113				0	113.55	- 113.55	= 0.00	
Eileen M. McLaughlin	11182	87	128	121	<b>139</b>	108	368	128.33	- 128.53	= -0.20	368 - 384=-16
Rebecca L. McPherson	14287	75	190	<b>211</b>	174	174	559	190.33	- 190.49	= -0.16	559 - 570=-11
Allie E. Moore	11693	66	177	188	<b>187</b>	<b>181</b>	556	177.52	- 177.17	= 0.36	556 - 531=25
Jacqui Moore	6961	57	122	<b>168</b>	<b>118</b>	<b>144</b>	430	123.18	- 122.12	= 1.06	430 - 366=64
Nicole J. Mulrone	10487	63	166	169	<b>203</b>	163	535	167.00	- 166.46	= 0.54	535 - 498=37
Susan M. Ohlrich	2461	18	136				0	136.72	- 136.72	= 0.00	
Tammie J. Runions	5956	45	132	108	118	159	385	132.10	- 132.36	= -0.25	385 - 396=-11
Gala Z. Sesna	12460	84	148	141	<b>202</b>	<b>161</b>	504	149.01	- 148.33	= 0.68	504 - 444=60
Jacque L. Slagle	10240	69	148	<b>148</b>	<b>193</b>	<b>143</b>	484	148.94	- 148.41	= 0.54	484 - 444=40
MaryLee Swim	1681	15	112				0	112.07	- 112.07	= 0.00	
Bev Walton	11166	81	137	<b>141</b>	154	137	432	138.07	- 137.85	= 0.22	432 - 411=21
Candy Walton	1106	6	184				0	184.33	- 184.33	= 0.00	
Denae L. Washington	10898	72	151	<b>180</b>	178	<b>159</b>	517	152.20	- 151.36	= 0.84	517 - 453=64
Wanda M. Westphalen	12686	84	151	<b>157</b>	114	123	394	150.34	- 151.02	= -0.68	394 - 453=-59

# Pinette 2020-21

Friday 6:30 pm

**Big Apple Fun Center**

**High Average Listing**

<b>Name</b>	<b>True Average</b>	<b>Pins</b>	<b>Gms</b>	<b>To Raise Avg +1</b>	<b>To Drop Avg -1</b>
Rebecca L. McPherson	190.33	14846	78	625	543
Candy Walton	184.33	1106	6	559	549
Allie E. Moore	177.52	12249	69	567	494
Nicole J. Mulroney	167.00	11022	66	570	500
Tammy L. Kutsch	156.57	5480	35	486	447
Deb Hatcher	154.52	9735	63	495	428
Barb Farber	154.30	13424	87	526	435
Denae L. Washington	152.20	11415	75	519	440
Wanda M. Westphalen	150.34	13080	87	510	419
Gala Z. Sesna	149.01	12964	87	536	445
Jacquie L. Slagle	148.94	10724	72	451	375
Karen L. Lopez	148.77	11604	78	465	383
Cindy Gibbons	148.71	13384	90	473	379
Mary A. Foltz	143.67	431	3	433	426
Jacinta T. Adamson	140.31	5472	39	450	407
Bev Walton	138.07	11598	84	495	407
Susan M. Ohlrich	136.72	2461	18	416	394
Sue A. Janssen	134.21	11676	87	474	383
Beth A. Carr	133.71	6819	51	417	362
Michele R. Daily	132.74	6106	46	411	361
Tammie J. Runions	132.10	6341	48	442	390
Peg Hickman	129.31	5431	42	419	373
Eileen M. McLaughlin	128.33	11550	90	447	353
Linda K. Johnson	128.18	9998	78	451	369
Angie C. Hauserman	127.70	11110	87	410	319
Jacqui Moore	123.18	7391	60	421	357
DeAnn M. Brickner	122.28	9905	81	427	342
Etha J. Griffin	121.55	3768	31	380	345
Emilie E. Alonso	118.68	10325	87	385	294
Carrie J. Ludeke	113.55	4769	42	361	315
MaryLee Swim	112.07	1681	15	353	334
Sharie Goodman	110.00	330	3	336	329
Carol J. Fenstermacher	107.74	8835	82	345	259
Sandy L. Hauver	75.60	1134	15	234	215



# Pinette 2020-21

Friday 6:30 pm

## Big Apple Fun Center

Lanes 1 - 10

\* Bowlers listed must have a minimum of 21 games.

Note: This report includes information through April 30 which is Week 30 of 31

### Most Improved Averages

Name	True Average	Most Improved Avg	+/-	Name	True Average	Most Improved Avg	+/-
Denae L. Washington	152.20	139	+13.20	Tammy L. Kutsch	156.57	154	+2.57
Angie C. Hauserman	127.70	115	+12.70	Nicole J. Mulrone	167.00	165	+2.00
Karen L. Lopez	148.77	137	+11.77	Jacque L. Slagle	148.94	147	+1.94
Wanda M. Westphalen	150.34	139	+11.34	Cindy Gibbons	148.71	147	+1.71
Beth A. Carr	133.71	125	+8.71	Emilie E. Alonso	118.68	117	+1.68
Gala Z. Sesna	149.01	141	+8.01	Peg Hickman	129.31	128	+1.31
Carrie J. Ludeke	113.55	107	+6.55	Sue A. Janssen	134.21	133	+1.21
Barb Farber	154.30	148	+6.30	Etha J. Griffin	121.55	121	+0.55
Jacqui Moore	123.18	117	+6.18	Deb Hatcher	154.52	154	+0.52
Linda K. Johnson	128.18	122	+6.18	DeAnn M. Brickner	122.28	122	+0.28
Jacinta T. Adamson	140.31	135	+5.31	Eileen M. McLaughlin	128.33	129	-0.67
Bev Walton	138.07	133	+5.07	Rebecca L. McPherson	190.33	191	-0.67
Michele R. Daily	132.74	129	+3.74	Tammie J. Runions	132.10	134	-1.90
Allie E. Moore	177.52	174	+3.52	Carol J. Fenstermacher	107.74	111	-3.26

# Pinette 2020-21

Friday 6:30 pm

## Big Apple Fun Center

### Most Pins Over Average

Name	----Old----		Old				Total	---Average Change---			Weekly Over Avg Series Avg +/-
	Pins	Games	Avg	-1-	-2-	-3-		New - Old	---> +/-		
Sue A. Janssen	11193	84	133	137	<b>157</b>	<b>189</b>	483	134.21	- 133.25	= 0.96	483 - 399=84
Jacqui Moore	6961	57	122	<b>168</b>	<b>118</b>	<b>144</b>	430	123.18	- 122.12	= 1.06	430 - 366=64
Denae L. Washington	10898	72	151	<b>180</b>	178	<b>159</b>	517	152.20	- 151.36	= 0.84	517 - 453=64
Gala Z. Sesna	12460	84	148	141	<b>202</b>	<b>161</b>	504	149.01	- 148.33	= 0.68	504 - 444=60
Jacquie L. Slagle	10240	69	148	<b>148</b>	<b>193</b>	<b>143</b>	484	148.94	- 148.41	= 0.54	484 - 444=40
Nicole J. Mulrone	10487	63	166	169	<b>203</b>	163	535	167.00	- 166.46	= 0.54	535 - 498=37
DeAnn M. Brickner	9510	78	121	124	<b>112</b>	<b>159</b>	395	122.28	- 121.92	= 0.36	395 - 363=32
Allie E. Moore	11693	66	177	188	<b>187</b>	<b>181</b>	556	177.52	- 177.17	= 0.36	556 - 531=25
Bev Walton	11166	81	137	<b>141</b>	154	137	432	138.07	- 137.85	= 0.22	432 - 411=21
Emilie E. Alonso	9953	84	118	<b>129</b>	<b>150</b>	93	372	118.68	- 118.49	= 0.19	372 - 354=18
Angie C. Hauserman	10713	84	127	<b>165</b>	116	116	397	127.70	- 127.54	= 0.17	397 - 381=16
Barb Farber	12951	84	154	<b>140</b>	<b>165</b>	<b>168</b>	473	154.30	- 154.18	= 0.12	473 - 462=11
Karen L. Lopez	11150	75	148	<b>139</b>	<b>138</b>	<b>177</b>	454	148.77	- 148.67	= 0.10	454 - 444=10
Linda K. Johnson	9605	75	128	117	164	112	393	128.18	- 128.07	= 0.11	393 - 384=9
Jacinta T. Adamson	5043	36	140	<b>166</b>	133	<b>130</b>	429	140.31	- 140.08	= 0.22	429 - 420=9
Etha J. Griffin	3401	28	121	119	137	<b>111</b>	367	121.55	- 121.46	= 0.08	367 - 363=4
Carol J. Fenstermacher	8515	79	107	102	103	115	320	107.74	- 107.78	= -0.04	320 - 321=-1
Rebecca L. McPherson	14287	75	190	<b>211</b>	174	174	559	190.33	- 190.49	= -0.16	559 - 570=-11
Tammie J. Runions	5956	45	132	108	118	159	385	132.10	- 132.36	= -0.25	385 - 396=-11
Eileen M. McLaughlin	11182	87	128	121	<b>139</b>	108	368	128.33	- 128.53	= -0.20	368 - 384=-16
Cindy Gibbons	12987	87	149	114	147	136	397	148.71	- 149.28	= -0.56	397 - 447=-50
Wanda M. Westphalen	12686	84	151	<b>157</b>	114	123	394	150.34	- 151.02	= -0.68	394 - 453=-59

# Pinette 2020-21

Friday 6:30 pm

Big Apple Fun Center

## Alphabetic League Bowler Contact List

USBC							Bowling		
ID Number	Name	Avg	Gms	Phone	Phone	E-mail	Hand	Sex	
4132-1553	Jacinta T. Adamson	140	39	(308)233-2981	(308)___-__	jacinta_adamson@gmail.com	R	W	
4132-1518	Emilie E. Alonso	118	87	(308)233-1704	(__)-__-__		R	W	
4132-1016	DeAnn M. Brickner	122	81	(308)627-8061	(__)-__-__	deannbrickner@gmail.com	R	W	
4132-45	Beth A. Carr	133	51	(308)293-1455	(__)-__-__	bacarr63@yahoo.com	R	W	
4132-19	Michele R. Daily	132	46	(308)627-3446	(__)-__-__	rockhoundcj7@yahoo.com	R	W	
4132-359	Barb Farber	154	87	(308)440-9187	(308)826-2715	mbfarbz@gmail.com	R	W	
4132-1123	Carol J. Fenstermacher	107	82	(308)236-9018	(__)-__-__	cfenster11@outlook.com	R	W	
4132-44	Mary A. Foltz	143	3	(308)440-6238	(__)-__-__	maryfoltz63@yahoo.com	R	W	
4132-135	Cindy Gibbons	148	90	(308)238-1296	(__)-__-__		R	W	
9726-4260	Sharie Goodman	110	3	(308)530-5910	(__)-__-__	countryattitude6554@icloud.com	R	W	
4132-6	Etha J. Griffin	121	31	(308)468-6257	(308)627-5158	ethagrif@hotmail.com	R	W	
4132-13	Deb Hatcher	154	63	(308)383-5868	(__)-__-__	debhatcher@hotmail.com	R	W	
4132-100	Angie C. Hauserman	127	87	(308)234-9280	(__)-__-__		R	W	
4132-1150	Sandy L. Hauver	75	15	(308)627-5608	(__)-__-__		R	W	
4132-357	Peg Hickman	129	42	(308)832-5984	(__)-__-__	horselover1348@hotmail.com	R	W	
4132-14	Sue A. Janssen	134	87	(308)627-5609	(__)-__-__	suejanssen@hotmail.com	R	W	
4132-273	Linda K. Johnson	128	78	(308)627-1720	(__)-__-__	lkcolyer@charter.net	R	W	
4137-1786	Tammy L. Kutsch	156	35	(308)293-7564	(__)-__-__	tlkutsch356@aol.com	R	W	
4132-372	Karen L. Lopez	148	78	(308)237-3804	(308)293-9643	klopez61@gmail.com	R	W	
4136-223	Carrie J. Ludeke	113	42	(308)651-0370	(__)-__-__	carrienaylor1978@gmail.com	L	W	
4132-369	Eileen M. McLaughlin	128	90	(308)440-5133	(308)234-1180		R	W	
6197-339	Rebecca L. McPherson	190	78	(402)984-0342	(__)-__-__	rebecca.konate@outlook.com	R	W	
4132-1405	Allie E. Moore	177	69	(308)224-7641	(__)-__-__	allie.moore21@yahoo.com	R	W	
4132-1466	Jacqui Moore	123	60	(308)627-8414	(__)-__-__	jacquidyfan@yahoo.com	R	W	
4132-647	Nicole J. Mulroney	167	66	(308)440-4799	(__)-__-__		R	W	
4132-320	Susan M. Ohlrich	136	18	(308)236-6806	(__)-__-__		R	W	
4132-773	Tammie J. Runions	132	48	(308)440-1478	(__)-__-__	tammierunions@gmail.com	R	W	
4132-360	Gala Z. Sesna	149	87	(308)293-5439	(__)-__-__	gsesna2000@yahoo.com	R	W	
4132-42	Jacquie L. Slagle	148	72	(308)233-2584	(__)-__-__	jacquieslagle@hotmail.com	R	W	
4132-1192	MaryLee Swim	112	15	(308)455-8066	(308)627-2855		R	W	
4132-1	Bev Walton	138	84	(308)234-3987	(308)440-0064	bewwalton1705@icloud.com	R	W	
4132-1535	Candy Walton	184	6	(402)303-9209	(308)___-__	candywalton@hotmail.com	R	W	
4132-448	Denae L. Washington	152	75	(308)293-1236	(__)-__-__	kuhldenae@yahoo.com	R	W	
4132-373	Wanda M. Westphalen	150	87	(308)237-5056	(308)224-9862	wandawestphalen@hotmail.com	R	W	

# Pinette 2020-21

## Big Apple Fun Center

This report is for scores bowled April 30 which is Week 30 of 31

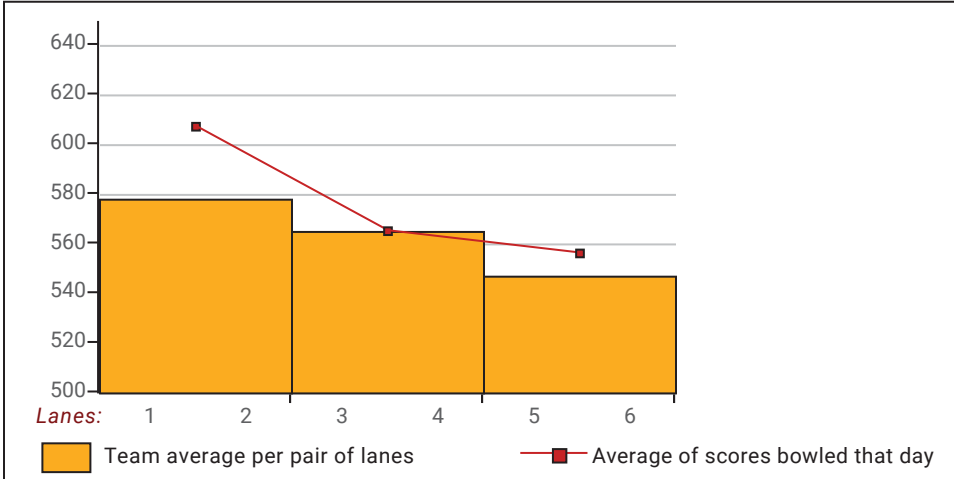
### This Week's Statistics: Lefties vs Righties

Unless designated left handed, bowlers are considered right handed.

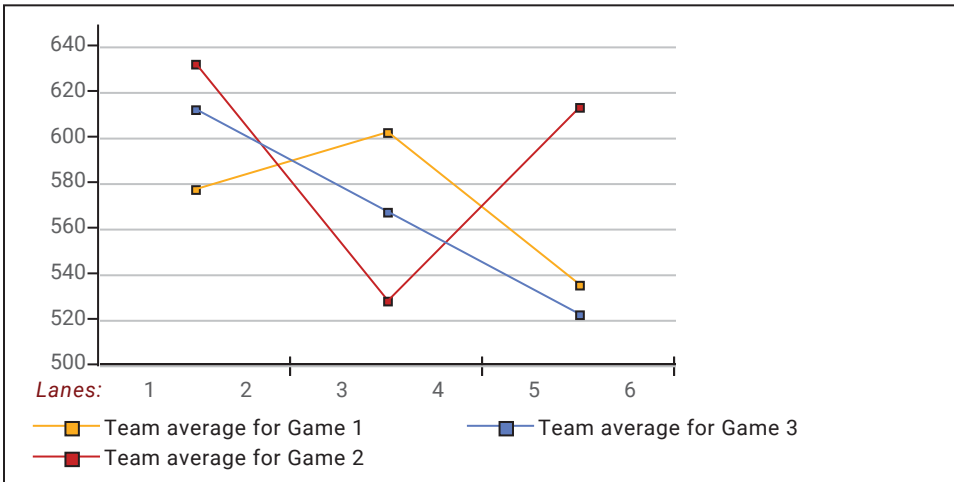
	Over All	Right	Left
How many people bowled	22	22	0
Number of games bowled	66	66	0
Actual average of week's scores	146.12	146.12	0.00
How many games above average	34	34	0
How many games below average	30	30	0
Pins above/below average per game	5.39	5.39	0.00
How many people raised average	16	16	--
by this amount	0.41	0.41	0.00
How many people went down	6	6	--
by this amount	-0.32	-0.32	0.00
League average before bowling	141.13	141.13	0.00
League average after bowling	141.34	141.34	0.00
Change in league average	0.21	0.21	0.00
800s	--	--	--
775s	--	--	--
750s	--	--	--
725s	--	--	--
700s	--	--	--
675s	--	--	--
650s	--	--	--
625s	--	--	--
600s	--	--	--
575s	--	--	--
550s	2	2	--
525s	1	1	--
500s	2	2	--
475s	2	2	--
450s	2	2	--
425s	3	3	--
400s	--	--	--
below 400	10	10	--
300s	--	--	--
275s	--	--	--
250s	--	--	--
225s	--	--	--
200s	3	3	--
175s	8	8	--
150s	18	18	--
125s	17	17	--
100s	19	19	--
below 100	1	1	--

This report is for scores bowled April 30 which is Week 30 of 31

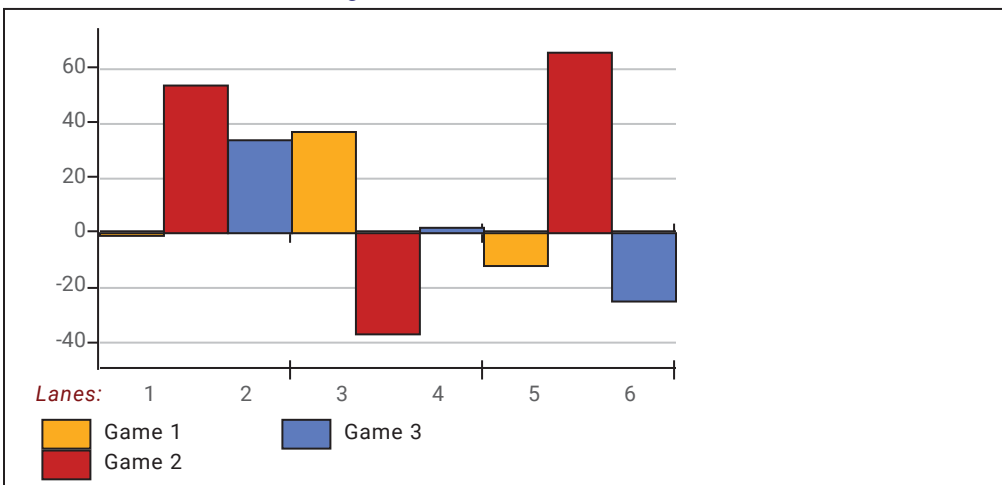
**Team Average vs Avg of Scores**



**Average of Scores for Each Game**

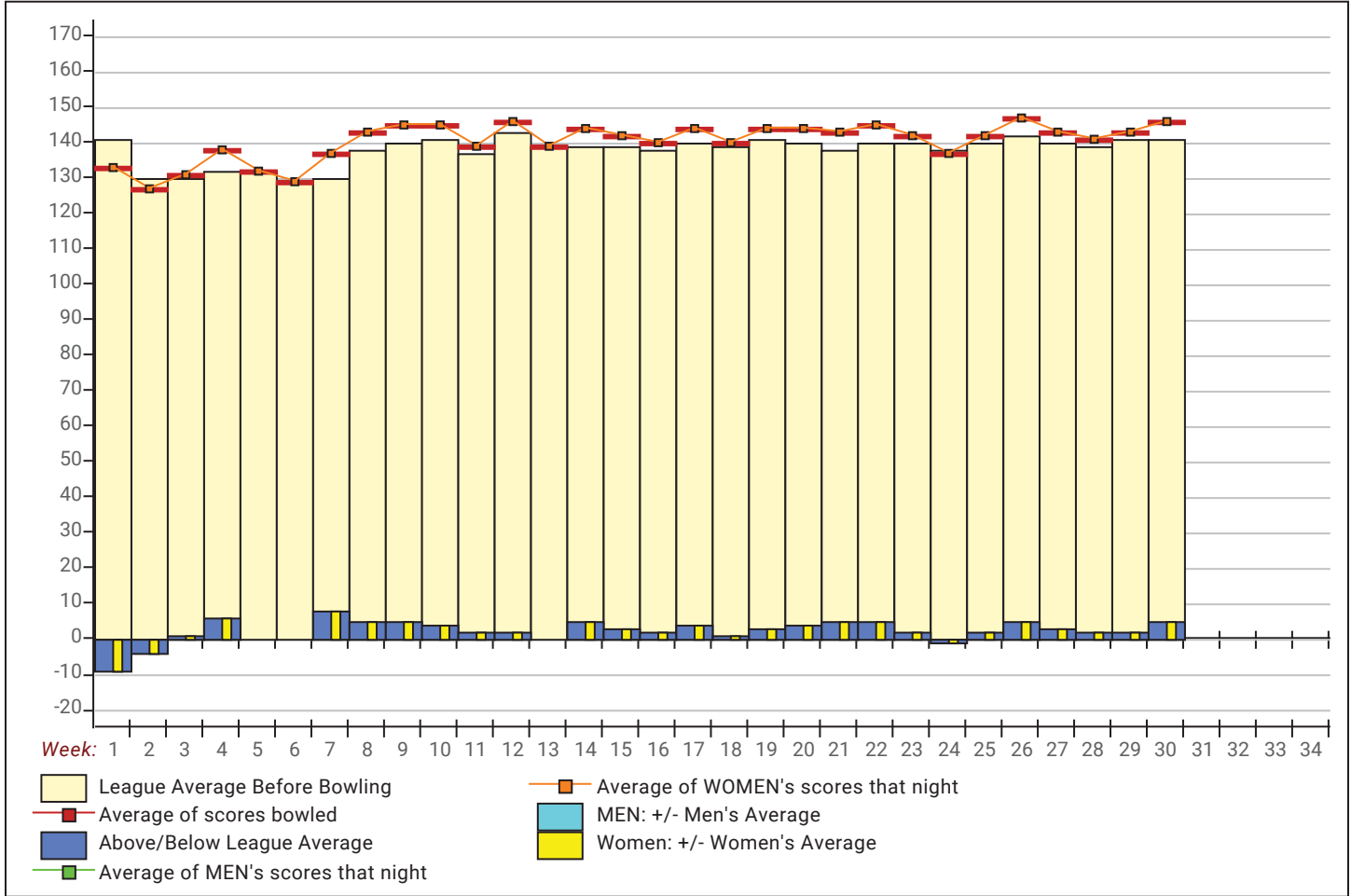


**Amount Over/Under Team Average**



This report is for scores bowled April 30 which is Week 30 of 31

**League Average Week-by-Week**



**League Average Statistics for Last Week**

	League	Right Hand	Left Hand
League Average Before Bowling	141.13	141.13	
Average of scores bowled that night	146.12	146.12	
New League Average After Bowling	141.34	141.34	
Change in League Average	.21	.21	
People Who Bowled Over Average	16	16	
People Who Bowled Under Average	6	6	
Average Amount of Series Over Avg	31.50	31.50	
Average Amount of Series Under Avg	-24.67	-24.67	
Difference Avg, NiteAvg	5.39	5.39	
Number of Bowlers	22	22	
Number of Games Bowled	66	66	
People Who Raised Their Average	16	16	
Raised By an Average of This Amount	.41	.41	
People Who Lowered Their Average	6	6	
Lowered By an Average of This Amou	-.32	-.32	
Number of Games Bowled Over Avera	34	34	
Number of Games Bowled Under Avera	30	30	

*Note: Averages are based only on people who bowled.*

# Pinette 2020-21

Friday 6:30 pm

**Big Apple Fun Center**

Lanes 1 - 10

*If you have questions, please contact*

**Tammy Kutsch (308)293-7564 1050 Road West 40, Brule, NE 69127**  
Send E-mail to: [tlkutsch356@aol.com](mailto:tlkutsch356@aol.com)

*Note: This report includes information through April 30 which is Week 30 of 31*

## **Awards Earned This Week**

<b>Name</b>	<b>USBC ID Number</b>	<b>Award Average</b>	<b>Award Games</b>	<b>G1</b>	<b>G2</b>	<b>G3</b>	<b>Series</b>	<b>Award Score</b>	<b>Award Received</b>
Emilie E. Alonso	4132-1518 USBC	118	84	129	150	93	372	150	150 Game (Local Assoc. Awards)
Sue A. Janssen	4132-14 USBC	133	84	137	157	189	483	189	175 Game (Local Assoc. Awards)
Gala Z. Sesna	4132-360 USBC	148	84	141	202	161	504	202	200 Game (Local Assoc. Awards)

# Press Release -- 5/7/2021

4/30/2021 Week 30 of 31

## Pinette 2020-21

Friday 6:30 pm

Big Apple Fun Center

Lanes 1 - 10

### Team Standings

Place	Team Name	Avg p/gm	Points Won	Points Lost	Year-To-Date WON	Y-T-D LOST
1	Turner Body Shop	600	86	49	162 ½	107 ½
2	Hilton's Pin Busters	522	79	56	135	135
3	Goodfellows Paint & Body Shop	565	71 ½	63 ½	151 ½	118 ½
4	Versatile Roofing	531	64 ½	70 ½	125 ½	144 ½
5	Kutsch Land & Cattle	553	62	73	135	135
6	The Tooth Fairy	527	42	93	100 ½	169 ½

\*\*\* Although not shown, standings are determined by points only for the current part

### Last Week's Top Scores

Scratch Game		Scratch Series		Handicap Game		Handicap Series	
211	Rebecca McPherson	559	Rebecca McPherson	249	Sue Janssen	663	Sue Janssen
203	Nicole Mulroney	556	Allie Moore	248	Gala Sesna	649	Denae Washington
202	Gala Sesna	535	Nicole Mulroney	239	Jacque Slagle	642	Gala Sesna
193	Jacque Slagle	517	Denae Washington	238	Jacqui Moore	640	Jacqui Moore
189	Sue Janssen	504	Gala Sesna	233	Nicole Mulroney	625	Nicole Mulroney
188	Allie Moore	484	Jacque Slagle	230	Angie Hauserman	622	Jacque Slagle
180	Denae Washington	483	Sue Janssen	230	DeAnn Brickner	616	Allie Moore
177	Karen Lopez	473	Barb Farber	228	Linda Johnson	608	DeAnn Brickner
168	Barb Farber	454	Karen Lopez	224	Denae Washington	600	Bev Walton
168	Jacqui Moore	432	Bev Walton	223	Emilie Alonso	596	Barb Farber
				223	Karen Lopez		



# Pinette 2020-21

Friday 6:30 pm

## Big Apple Fun Center

President: Sue Janssen

Secretary/Treasurer: Tammy Kutsch

Place	#	Team Name	Points Won	Points Lost	%Won	Pins + HDCP	Scratch Pins	Avg p/gm	Year-To-Date WON	Y-T-D LOST	Y-T-D % WON
1	1	Turner Body Shop	7	2	77.8	73370	55910	601	169½	109½	60.8
2	5	Goodfellows Paint & Body Sho	2	7	22.2	72412	52699	566	153½	125½	55.0

### Review of Last Week's Bowling.....

Pairing	Team Name	HDCP -1-	HDCP -2-	HDCP -3-	HDCP Total	Last Wk WON		Team Name	HDCP -1-	HDCP -2-	HDCP -3-	HDCP Total	Last Wk WON
-1-	Goodfellows Paint & B	791	787	781	2359	2	<-->	Turner Body Shop	800	813	785	2398	7

### Last Week's Top Scores

Team Scratch Game		Team Scratch Series		Team Handicap Game		Team Handicap Series	
647	Turner Body Shop	1900	Turner Body Shop	813	Turner Body Shop	2398	Turner Body Shop
602	Goodfellows Paint & Body	1792	Goodfellows Paint & Body	791	Goodfellows Paint & Body	2359	Goodfellows Paint
Scratch Game		Scratch Series		Handicap Game		Handicap Series	
182	Jacquie Slagle	510	Nicole Mulroney	228	Jacquie Slagle	637	Peg Hickman
180	Nicole Mulroney	492	Allie Moore	217	Peg Hickman	624	Jacquie Slagle
179	Allie Moore	486	Jacquie Slagle	216	Karen Lopez	597	Nicole Mulroney
170	Wanda Westphalen	467	Deb Hatcher	215	Wanda Westphalen	590	Deb Hatcher
170	Karen Lopez	454	Wanda Westphalen	209	Nicole Mulroney	589	Wanda Westphalen
167	Deb Hatcher	450	Karen Lopez	208	Deb Hatcher	588	Karen Lopez
154	Peg Hickman	448	Peg Hickman	201	Angie Hauserman	580	Angie Hauserman
136	Angie Hauserman	385	Angie Hauserman	199	Allie Moore	552	Allie Moore

### Team Rosters

#### 1 - Turner Body Shop

Name	Avg	HDCP	Pins	Gms	Points Won	High Game	High Sers	HDCP Game	HDCP Sers	Most Improved Avg +/-	To Raise Avg +1	To Drop Avg -1	Weekly Over Avg Series Avg +/-
Beth Carr	133	60	6819	51	10.5	177	463	238	654	125 +8.71	417	362	
Mary Foltz	143	51	431	3	1.0	151	431	202	584		433	426	
Karen Lopez	148	46	12054	81	21.0	205	544	256	698	137 +11.81	462	377	450 - 444=6
Jacquie Slagle	149	45	11210	75	17.5	198	511	245	652	147 +2.47	490	411	486 - 444=42
Wanda Westphalen	150	45	13534	90	21.0	205	539	258	680	139 +11.38	509	415	454 - 450=4
Nicole Mulroney	167	29	11532	69	22.0	212	571	243	679	165 +2.13	564	491	510 - 501=9

#### 2 - Hilton's Pin Busters

Name	Avg	HDCP	Pins	Gms	Points Won	High Game	High Sers	HDCP Game	HDCP Sers	Most Improved Avg +/-	To Raise Avg +1	To Drop Avg -1	Weekly Over Avg Series Avg +/-
Carrie Ludeke	113	78	4769	42	9.0	170	440	253	683	107 +6.55	361	315	
Linda Johnson	128	64	9998	78	15.0	180	447	246	666	122 +6.18	451	369	
Tammie Runions	132	61	6341	48	6.0	180	434	242	619	134 -1.90	442	390	
Sue Janssen	134	59	11676	87	17.0	191	491	252	674	133 +1.21	474	383	
Denae Washington	152	43	11415	75	22.0	222	594	274	738	139 +13.20	519	440	

#### 3 - Versatile Roofing

Name	Avg	HDCP	Pins	Gms	Points Won	High Game	High Sers	HDCP Game	HDCP Sers	Most Improved Avg +/-	To Raise Avg +1	To Drop Avg -1	Weekly Over Avg Series Avg +/-
Sandy Hauver	75	112	1134	15	3.0	108	265	225	616		234	215	
MaryLee Swim	112	79	1681	15	1.0	130	375	212	621		353	334	
Emilie Alonson	118	73	10325	87	15.0	163	423	235	639	117 +1.68	385	294	
Jacinta Adamson	140	54	5472	39	7.5	183	477	238	646	135 +5.31	450	407	
Gala Sesna	149	45	12964	87	22.0	245	523	292	674	141 +8.01	536	445	
Barb Farber	154	41	13424	87	21.0	227	537	269	702	148 +6.30	526	435	

**4 - The Tooth Fairy**

<u>Name</u>	<u>Avg</u>	<u>HDCP</u>	<u>Pins</u>	<u>Gms</u>	<u>Points Won</u>	<u>High Game</u>	<u>High Sers</u>	<u>HDCP Game</u>	<u>HDCP Sers</u>	<u>Most Improved Avg +/-</u>	<u>To Raise Avg +1</u>	<u>To Drop Avg -1</u>	<u>Weekly Over Avg Series Avg +/-</u>
Etha Griffin	121	71	3768	31	8.0	165	413	230	629	121 +0.55	380	345	
Eileen McLaughlin	128	64	11550	90	14.0	173	434	236	632	129 -0.67	447	353	
Bev Walton	138	55	11598	84	18.0	190	511	246	679	133 +5.07	495	407	
Cindy Gibbons	148	46	13384	90	18.5	218	543	267	678	147 +1.71	473	379	
Candy Walton	184	14	1106	6	1.0	224	591	226	597		559	549	

**5 - Goodfellows Paint & Body Shop**

<u>Name</u>	<u>Avg</u>	<u>HDCP</u>	<u>Pins</u>	<u>Gms</u>	<u>Points Won</u>	<u>High Game</u>	<u>High Sers</u>	<u>HDCP Game</u>	<u>HDCP Sers</u>	<u>Most Improved Avg +/-</u>	<u>To Raise Avg +1</u>	<u>To Drop Avg -1</u>	<u>Weekly Over Avg Series Avg +/-</u>
Jacqui Moore	123	69	7391	60	14.0	222	501	293	714	117 +6.18	421	357	
Angie Hauserman	127	65	11495	90	17.5	180	447	247	669	115 +12.72	409	315	385 - 381=4
Peg Hickman	130	63	5879	45	8.0	177	450	243	648	128 +2.64	409	360	448 - 387=61
Deb Hatcher	154	41	10202	66	14.0	211	517	253	647	154 +0.58	493	423	467 - 462=5
Allie Moore	176	21	12741	72	33.0	257	619	279	688	174 +2.96	534	458	492 - 531=-39

**6 - Kutsch Land & Cattle**

<u>Name</u>	<u>Avg</u>	<u>HDCP</u>	<u>Pins</u>	<u>Gms</u>	<u>Points Won</u>	<u>High Game</u>	<u>High Sers</u>	<u>HDCP Game</u>	<u>HDCP Sers</u>	<u>Most Improved Avg +/-</u>	<u>To Raise Avg +1</u>	<u>To Drop Avg -1</u>	<u>Weekly Over Avg Series Avg +/-</u>
Carol Fenstermacher	107	83	8835	82	12.0	146	378	229	630	111 -3.26	345	259	
DeAnn Brickner	122	70	9905	81	14.0	170	428	243	647	122 +0.28	427	342	
Michele Daily	132	61	6106	46	8.0	185	452	245	636	129 +3.74	411	361	
Tammy Kutsch	156	39	5480	35	7.5	210	522	252	648	154 +2.57	486	447	
Rebecca McPherson	190	9	14846	78	34.0	244	655	270	713	191 -0.67	625	543	

**Temporary Substitutes**

<u>Name</u>	<u>Avg</u>	<u>HDCP</u>	<u>Pins</u>	<u>Gms</u>	<u>Points Won</u>	<u>High Game</u>	<u>High Sers</u>	<u>HDCP Game</u>	<u>HDCP Sers</u>	<u>Most Improved Avg +/-</u>	<u>To Raise Avg +1</u>	<u>To Drop Avg -1</u>	<u>Weekly Over Avg Series Avg +/-</u>
Sharie Goodman	110	81	330	3	1.0	124	330	205	573		336	329	
Susan Ohlrich	136	57	2461	18	1.0	170	454	226	622		416	394	

# Pinette 2020-21

## Big Apple Fun Center

### Reprint of Scores -- Championship

#### Lane 5 5 - Goodfellows Paint & Body Shop

Name	Old	Old	HDCP				
	Avg	HDCP	-1-	-2-	-3-	Total	Total
Angie C. Hauserman	127	65	120	129	<b>136</b>	385	580
Peg Hickman	129	63	149	<b>145</b>	<b>154</b>	448	<b>637</b>
Deb Hatcher	154	41	<b>154</b>	167	146	467	<b>590</b>
Allie E. Moore	177	20	179	157	156	492	552
			====	====	====	====	====
Scratch Total			602	598	592	1792	1792
Handicap			189	189	189		567
Total			791	787	781	1792	2359
Team Points Won			0.0	0.0	0.0	0.0	0.0
Match Points Won			0.0	0.0	0.0	2.0	2.0
Total Points Won			0.0	0.0	0.0	2.0	2.0

#### Lane 6 1 - Turner Body Shop

Name	Old	Old	HDCP				
	Avg	HDCP	-1-	-2-	-3-	Total	Total
Jacquie L. Slagle	148	46	<b>150</b>	<b>182</b>	154	486	<b>624</b>
Karen L. Lopez	148	46	<b>170</b>	142	138	450	588
Wanda M. Westphalen	150	45	134	<b>170</b>	<b>150</b>	454	589
Nicole J. Mulrone	167	29	<b>180</b>	<b>153</b>	<b>177</b>	510	<b>597</b>
			====	====	====	====	====
Scratch Total			<b>634</b>	<b>647</b>	<b>619</b>	<b>1900</b>	<b>1900</b>
Handicap			166	166	166		498
Total			<b>800</b>	<b>813</b>	<b>785</b>	<b>1900</b>	<b>2398</b>
Team Points Won			1.0	1.0	1.0	4.0	4.0
Match Points Won			0.0	0.0	0.0	3.0	3.0
Total Points Won			1.0	1.0	1.0	7.0	7.0

# Pinette 2020-21

Friday 6:30 pm

**Big Apple Fun Center**

**Match Points Won (This Week) -- Championship**

## Lane 5 5 - Goodfellows Paint & Body Shop

<u>Name</u>	<u>Last Wk Won</u>	<u>Last Wk Lost</u>	<u>HDCP -1-</u>	<u>HDCP -2-</u>	<u>HDCP -3-</u>	<u>HDCP Total</u>
Angie C. Hauserman		1.0	185	194	201	580
Peg Hickman	1.0		212	208	217	637
Deb Hatcher	1.0		195	208	187	590
Allie E. Moore		1.0	199	177	176	552

## Lane 6 1 - Turner Body Shop

<u>Name</u>	<u>Last Wk Won</u>	<u>Last Wk Lost</u>	<u>HDCP -1-</u>	<u>HDCP -2-</u>	<u>HDCP -3-</u>	<u>HDCP Total</u>
Jacquie L. Slagle	2.0		196	228	200	624
Karen L. Lopez		1.0	216	188	184	588
Wanda M. Westphalen		1.0	179	215	195	589
Nicole J. Mulroney	1.0		209	182	206	597