

Newcomers 2020-21

Wednesday 9:00 am

Big Apple Fun Center

Lanes 17 - 22

President: Linda Fees

Secretary/Treasurer: Jodi Daily

Team Standings

Place	#	Team Name	Points Won	Points Lost	%Won	Pins + HDCP	Scratch Pins	Avg p/gm	Year-To-Date WON	Y-T-D LOST	Y-T-D % WON
1	4	Hits	46	18	71.9	26990	19766	411	46	18	71.9
2	3	Pindrops	41	23	64.1	26441	17285	360	41	23	64.1
3	5	Tub's Pub	32	32	50.0	26956	19300	402	32	32	50.0
4	1	Bowlin' Babes	30	34	46.9	26328	18543	386	30	34	46.9
5	6	Day Dreamers	29	35	45.3	24851	17015	378	29	35	45.3
6	2	Bye	14	50		0	0		14	50	21.9

Review of Last Week's Bowling.....

Lanes	Team Name	HDCP -1-	HDCP -2-	HDCP -3-	HDCP Total	Last Wk WON	Team Name	HDCP -1-	HDCP -2-	HDCP -3-	HDCP Total	Last Wk WON
17-18	Tub's Pub	540	590	659	1789	1	<---> Hits	553	612	633	1798	3
19-20	Day Dreamers	582	516	580	1678	0	<---> Bowlin' Babes	610	552	627	1789	4
21-22	Bye	0	0	0	0	1	<---> Pindrops	498	536	589	1623	3

Lane Assignments

	17-18	19-20	21-22
Wk17 01/20	2-1	4-3	6-5
Wk18 01/27	3-5	2-6	4-1
Wk19 02/03	4-2	1-5	3-6

Last Week's Top Scores

Team Scratch Game	Team Scratch Series	Team Handicap Game	Team Handicap Series
500 Tub's Pub	1348 Hits	659 Tub's Pub	1798 Hits
483 Hits	1312 Tub's Pub	633 Hits	1789 Bowlin' Babes
457 Bowlin' Babes	1279 Bowlin' Babes	627 Bowlin' Babes	1789 Tub's Pub
416 Day Dreamers	1180 Day Dreamers	589 Pindrops	1678 Day Dreamers
372 Pindrops	972 Pindrops	582 Day Dreamers	1623 Pindrops
Scratch Game	Scratch Series	Handicap Game	Handicap Series
192 Michelle Peterson	504 Michelle Peterson	232 Michelle Peterson	638 Lynda Ogle
182 Pat Bowie	482 Lynda Ogle	230 Pat Bowie	632 Bronte Nielsen
176 Lynda Ogle	469 Pat Bowie	230 Bronte Nielsen	624 Michelle Peterson
170 Jodi Daily	440 Bronte Nielsen	228 Lynda Ogle	613 Pat Bowie
166 Bronte Nielsen	434 Jodi Daily	220 Jodi Daily	603 Lynn Eacker
163 Linda Fees	429 Linda Fees	219 Randi Stucker	597 Micki Vest
155 Lynn Eacker	414 Lynn Eacker	218 Lynn Eacker	586 Randi Stucker

Season High Scores

Team Scratch Game	Team Scratch Series	Team Handicap Game	Team Handicap Series
500 Tub's Pub	1379 Hits	667 Tub's Pub	1829 Hits
486 Hits	1331 Tub's Pub	637 Hits	1799 Tub's Pub
467 Day Dreamers	1316 Bowlin' Babes	635 Pindrops	1789 Bowlin' Babes
466 Bowlin' Babes	1250 Day Dreamers	634 Day Dreamers	1760 Day Dreamers
442 Pindrops	1234 Pindrops	627 Bowlin' Babes	1751 Pindrops
Scratch Game	Scratch Series	Handicap Game	Handicap Series
212 Michelle Peterson	542 Michelle Peterson	256 Michelle Peterson	679 Lynda Ogle
193 Linda Fees	517 Linda Fees	245 Linda Fees	674 Michelle Peterson
188 Sheryl Cochran	514 Lynda Ogle	245 Lynn Eacker	673 Linda Fees
186 Lynda Ogle	492 Pat Bowie	245 Sheryl Cochran	671 Donna Michel
185 Jodi Daily	492 Jen Landanger	242 Donna Michel	650 Sheryl Cochran
184 Pat Bowie	491 Donna Michel	241 Lynda Ogle	645 Jodi Daily
182 Donna Michel	489 Jodi Daily	237 Jodi Daily	641 Deb Gibbs

Team Rosters

1 - Bowlin' Babes

Name	Avg	HDCP	Pins	Gms	High Game	High Sers	HDCP Game	HDCP Sers	Most Improved Avg +/-	To Raise Avg +1	To Drop Avg -1	Weekly Over Avg Series Avg +/-
Bronte M. Nielsen	121	63	5836	48	166	440	230	632	118 +3.58	386	334	440 - 357=83
Crystal S. Dailey	129	56	6210	48	177	427	225	592	134 -4.63	420	368	405 - 387=18
Jodi Daily	137	50	5096	37	185	489	237	645	137 +0.73	424	383	434 - 411=23
Jo Johnson	119	64	357	3	152	357	231	594		363	356	

2 - Bye

3 - Pindrops

Name	Avg	HDCP	Pins	Gms	High Game	High Sers	HDCP Game	HDCP Sers	Most Improved Avg +/-	To Raise Avg +1	To Drop Avg -1	Weekly Over Avg Series Avg +/-
Sheryl S. Cochran	129	56	3891	30	188	431	245	650	129 +0.70	399	365	
Beth Bryan	133	53	4412	33	173	456	225	606	139 -5.30	412	375	350 - 405=-55
Debra K. Kermmoade	130	56	3775	29	158	451	218	631	128 +2.17	417	384	
Randi K. Stucker	95	84	1435	15	137	353	230	633		293	274	328 - 276=52
Megan R. Deaver	100	80	2723	27	148	349	225	594	99 +1.85	307	276	294 - 303=-9

4 - Hits

Name	Avg	HDCP	Pins	Gms	High Game	High Sers	HDCP Game	HDCP Sers	Most Improved Avg +/-	To Raise Avg +1	To Drop Avg -1	Weekly Over Avg Series Avg +/-
Michelle J. Peterson	151	39	4545	30	212	542	256	674	151 +0.50	471	437	504 - 447=57
Donna J. Michel	127	58	5886	46	182	491	242	671	131 -3.04	386	336	
Lynda M. Ogle	137	50	6587	48	186	514	241	679	132 +5.23	451	399	482 - 405=77

5 - Tub's Pub

Name	Avg	HDCP	Pins	Gms	High Game	High Sers	HDCP Game	HDCP Sers	Most Improved Avg +/-	To Raise Avg +1	To Drop Avg -1	Weekly Over Avg Series Avg +/-
Linda K. Fees	139	48	6269	45	193	517	245	673	142 -2.69	451	402	429 - 417=12
Lynn R. Eacker	122	62	5866	48	180	434	245	623	119 +3.21	407	355	414 - 363=51
Pat L. Bowie	141	47	6365	45	184	492	234	636	139 +2.44	451	402	469 - 420=49
Steph Meier	133	53	800	6	153	407	208	572		406	396	

6 - Day Dreamers

Name	Avg	HDCP	Pins	Gms	High Game	High Sers	HDCP Game	HDCP Sers	Most Improved Avg +/-	To Raise Avg +1	To Drop Avg -1	Weekly Over Avg Series Avg +/-
Jen Landanger	146	43	4849	33	177	492	219	606	150 -3.06	443	406	393 - 444=-51
Micki Vest	119	64	4298	36	156	402	223	597	117 +2.39	382	342	402 - 354=48
Deb Gibbs	126	59	4916	39	167	452	230	641	121 +5.05	418	375	385 - 375=10
Cierre J. Graff	79	96	714	9	98	251	190	529		246	233	

Individual High Averages

151.50 Michelle Peterson	146.94 Jen Landanger	141.44 Pat Bowie
139.31 Linda Fees	137.73 Jodi Daily	137.23 Lynda Ogle

Most Improved Average

132 to 137.23 = +5.23 Lynda Ogle	121 to 126.05 = +5.05 Deb Gibbs	118 to 121.58 = +3.58 Bronte Nielsen
119 to 122.21 = +3.21 Lynn Eacker	139 to 141.44 = +2.44 Pat Bowie	117 to 119.39 = +2.39 Micki Vest

Most Un-Improved Averages

139 to 133.70 = -5.30 Beth Bryan	134 to 129.38 = -4.63 Crystal Dailey	150 to 146.94 = -3.06 Jen Landanger
131 to 127.96 = -3.04 Donna Michel	142 to 139.31 = -2.69 Linda Fees	151 to 151.50 = +0.50 Michelle Peterson

Newcomers 2020-21

Big Apple Fun Center

Reprint of Scores -- Week 16

Lane 17 5 - Tub's Pub Week 16 1/13/2021

Name	Old	Old						HDCP
	Avg	HDCP	-1-	-2-	-3-	Total	Total	
Linda K. Fees	139	48	124	142	163	429	573	
Lynn R. Eacker	121	63	133	126	155	414	603	
Pat L. Bowie	140	48	124	163	182	469	613	
			====	====	====	====	====	
Scratch Total			381	431	500	1312	1312	
Handicap			159	159	159		477	
Total			540	590	659	1312	1789	
Team Points Won			0.0	0.0	1.0	1.0	1.0	

Lane 19 6 - Day Dreamers Week 16 1/13/2021

Name	Old	Old						HDCP
	Avg	HDCP	-1-	-2-	-3-	Total	Total	
Jen Landanger	148	41	149	123	121	393	516	
Micki Vest	118	65	133	121	148	402	597	
Deb Gibbs	125	60	134	106	145	385	565	
			====	====	====	====	====	
Scratch Total			416	350	414	1180	1180	
Handicap			166	166	166		498	
Total			582	516	580	1180	1678	
Team Points Won			0.0	0.0	0.0	0.0	0.0	

Lane 21 2 - Bye Week 16 1/13/2021

Name	Old	Old						HDCP
	Avg	HDCP	-1-	-2-	-3-	Total	Total	
No one bowled								

Lane 18 4 - Hits Week 16 1/13/2021

Name	Old	Old						HDCP
	Avg	HDCP	-1-	-2-	-3-	Total	Total	
Michelle J. Peterson	149	40	143	169	192	504	624	
Donna J. Michel	127	58	a117	a117	128	362	536	
Lynda M. Ogle	135	52	143	176	163	482	638	
			====	====	====	====	====	
Scratch Total			403	462	483	1348	1348	
Handicap			150	150	150		450	
Total			553	612	633	1348	1798	
Team Points Won			1.0	1.0	0.0	3.0	3.0	

Lane 20 1 - Bowlin' Babes Week 16 1/13/2021

Name	Old	Old						HDCP
	Avg	HDCP	-1-	-2-	-3-	Total	Total	
Bronte M. Nielsen	119	64	166	116	158	440	632	
Crystal S. Dailey	129	56	138	138	129	405	573	
Jodi Daily	137	50	136	128	170	434	584	
			====	====	====	====	====	
Scratch Total			440	382	457	1279	1279	
Handicap			170	170	170		510	
Total			610	552	627	1279	1789	
Team Points Won			1.0	1.0	1.0	4.0	4.0	

Lane 22 3 - Pindrops Week 16 1/13/2021

Name	Old	Old						HDCP
	Avg	HDCP	-1-	-2-	-3-	Total	Total	
Beth Bryan	135	52	94	124	132	350	506	
Randi K. Stucker	92	86	103	92	133	328	586	
Megan R. Deaver	101	79	84	103	107	294	531	
			====	====	====	====	====	
Scratch Total			281	319	372	972	972	
Handicap			217	217	217		651	
Total			498	536	589	972	1623	
Team Points Won			0.0	1.0	1.0	3.0	3.0	

Newcomers 2020-21

Wednesday 9:00 am

Big Apple Fun Center

Change in Average

Name	-----Old-----		Old					---Average Change---			Weekly Over Avg
	Pins	Games	Avg	-1-	-2-	-3-	Total	New - Old	---> +/-	Series Avg +/-	
Pat L. Bowie	5896	42	140	124	163	182	469	141.44	- 140.38	= 1.06	469 - 420=49
Beth Bryan	4062	30	135	94	124	132	350	133.70	- 135.40	= -1.70	350 - 405=-55
Sheryl S. Cochran	3891	30	129				0	129.70	- 129.70	= 0.00	
Crystal S. Dailey	5805	45	129	138	138	129	405	129.38	- 129.00	= 0.38	405 - 387=18
Jodi Daily	4662	34	137	136	128	170	434	137.73	- 137.12	= 0.61	434 - 411=23
Megan R. Deaver	2429	24	101	84	103	107	294	100.85	- 101.21	= -0.36	294 - 303=-9
Lynn R. Eacker	5452	45	121	133	126	155	414	122.21	- 121.16	= 1.05	414 - 363=51
Linda K. Fees	5840	42	139	124	142	163	429	139.31	- 139.05	= 0.26	429 - 417=12
Deb Gibbs	4531	36	125	134	106	145	385	126.05	- 125.86	= 0.19	385 - 375=10
Cierre J. Graff	714	9	79				0	79.33	- 79.33	= 0.00	
Jo Johnson	357	3	119				0	119.00	- 119.00	= 0.00	
Debra K. Kermmoade	3775	29	130				0	130.17	- 130.17	= 0.00	
Jen Landanger	4456	30	148	149	123	121	393	146.94	- 148.53	= -1.59	393 - 444=-51
Steph Meier	800	6	133				0	133.33	- 133.33	= 0.00	
Donna J. Michel	5758	45	127	a117	a117	128	362	127.96	- 127.96	= 0.00	
Bronte M. Nielsen	5396	45	119	166	116	158	440	121.58	- 119.91	= 1.67	440 - 357=83
Lynda M. Ogle	6105	45	135	143	176	163	482	137.23	- 135.67	= 1.56	482 - 405=77
Michelle J. Peterson	4041	27	149	143	169	192	504	151.50	- 149.67	= 1.83	504 - 447=57
Randi K. Stucker	1107	12	92	103	92	133	328	95.67	- 92.25	= 3.42	328 - 276=52
Micki Vest	3896	33	118	133	121	148	402	119.39	- 118.06	= 1.33	402 - 354=48

Newcomers 2020-21

Wednesday 9:00 am

Big Apple Fun Center

High Average Listing

<u>Name</u>	<u>True Average</u>	<u>Pins</u>	<u>Gms</u>	<u>To Raise Avg +1</u>	<u>To Drop Avg -1</u>
Michelle J. Peterson	151.50	4545	30	471	437
Jen Landanger	146.94	4849	33	443	406
Pat L. Bowie	141.44	6365	45	451	402
Linda K. Fees	139.31	6269	45	451	402
Jodi Daily	137.73	5096	37	424	383
Lynda M. Ogle	137.23	6587	48	451	399
Beth Bryan	133.70	4412	33	412	375
Steph Meier	133.33	800	6	406	396
Debra K. Kermmoade	130.17	3775	29	417	384
Sheryl S. Cochran	129.70	3891	30	399	365
Crystal S. Dailey	129.38	6210	48	420	368
Donna J. Michel	127.96	5886	46	386	336
Deb Gibbs	126.05	4916	39	418	375
Lynn R. Eacker	122.21	5866	48	407	355
Bronte M. Nielsen	121.58	5836	48	386	334
Micki Vest	119.39	4298	36	382	342
Jo Johnson	119.00	357	3	363	356
Megan R. Deaver	100.85	2723	27	307	276
Randi K. Stucker	95.67	1435	15	293	274
Cierre J. Graff	79.33	714	9	246	233

Newcomers 2020-21

Wednesday 9:00 am

Big Apple Fun Center

Lanes 17 - 22

* Bowlers listed must have a minimum of 21 games.

Note: This report includes information through January 13 which is Week 16 of 33

Most Improved Averages

Name	True Average	Most Improved Avg	+/-	Name	True Average	Most Improved Avg	+/-
Lynda M. Ogle	137.23	132	+5.23	Jodi Daily	137.73	137	+0.73
Deb Gibbs	126.05	121	+5.05	Sheryl S. Cochran	129.70	129	+0.70
Bronte M. Nielsen	121.58	118	+3.58	Michelle J. Peterson	151.50	151	+0.50
Lynn R. Eacker	122.21	119	+3.21	Linda K. Fees	139.31	142	-2.69
Pat L. Bowie	141.44	139	+2.44	Donna J. Michel	127.96	131	-3.04
Micki Vest	119.39	117	+2.39	Jen Landanger	146.94	150	-3.06
Debra K. Kermmoade	130.17	128	+2.17	Crystal S. Dailey	129.38	134	-4.63
Megan R. Deaver	100.85	99	+1.85	Beth Bryan	133.70	139	-5.30

Newcomers 2020-21

Wednesday 9:00 am

Big Apple Fun Center

Most Pins Over Average

Name	-----Old-----		Old					---Average Change---			Weekly Over Avg
	Pins	Games	Avg	-1-	-2-	-3-	Total	New - Old	---> +/-	Series Avg +/-	
Bronte M. Nielsen	5396	45	119	166	116	158	440	121.58 - 119.91	=	1.67	440 - 357=83
Lynda M. Ogle	6105	45	135	143	176	163	482	137.23 - 135.67	=	1.56	482 - 405=77
Michelle J. Peterson	4041	27	149	143	169	192	504	151.50 - 149.67	=	1.83	504 - 447=57
Randi K. Stucker	1107	12	92	103	92	133	328	95.67 - 92.25	=	3.42	328 - 276=52
Lynn R. Eacker	5452	45	121	133	126	155	414	122.21 - 121.16	=	1.05	414 - 363=51
Pat L. Bowie	5896	42	140	124	163	182	469	141.44 - 140.38	=	1.06	469 - 420=49
Micki Vest	3896	33	118	133	121	148	402	119.39 - 118.06	=	1.33	402 - 354=48
Jodi Daily	4662	34	137	136	128	170	434	137.73 - 137.12	=	0.61	434 - 411=23
Crystal S. Dailey	5805	45	129	138	138	129	405	129.38 - 129.00	=	0.38	405 - 387=18
Linda K. Fees	5840	42	139	124	142	163	429	139.31 - 139.05	=	0.26	429 - 417=12
Deb Gibbs	4531	36	125	134	106	145	385	126.05 - 125.86	=	0.19	385 - 375=10
Megan R. Deaver	2429	24	101	84	103	107	294	100.85 - 101.21	=	-0.36	294 - 303=-9
Jen Landanger	4456	30	148	149	123	121	393	146.94 - 148.53	=	-1.59	393 - 444=-51
Beth Bryan	4062	30	135	94	124	132	350	133.70 - 135.40	=	-1.70	350 - 405=-55

Newcomers 2020-21

Wednesday 9:00 am

Big Apple Fun Center

Alphabetic League Bowler Contact List

USBC							Bowling		
ID Number	Name	Avg	Gms	Phone	Phone	E-mail	Hand	Sex	
4132-177	Pat L. Bowie	141	45	(308)440-0555	() - -	patsem@frontiernet.net	R	W	
4132-80	Beth Bryan	133	33	(308)856-4346	(308)233-4645		R	W	
4132-1392	Sheryl S. Cochran	129	30	(308)440-0159	() - -	shuglocj@hotmail.com	R	W	
4132-565	Crystal S. Dailey	129	48	(308)440-2439	() - -	crystaldailey@charter.net	R	W	
4144-25	Jodi Daily	137	37	(308)458-9806	() - -	jodaily49@gmail.com	L	W	
11-44467	Megan R. Deaver	100	27	(308)627-3581	() - -		R	W	
4132-179	Lynn R. Eacker	122	48	(308)440-6665	() - -	eackersfords@charter.net	R	W	
4132-178	Linda K. Fees	139	45	(308)627-6143	(308)457-3303	kfees@kearney.net	R	W	
4132-156	Deb Gibbs	126	39	(308)627-5338	() - -	the4gibbs@yahoo.com	R	W	
9726-4259	Cierre J. Graff	79	9	(308)293-6305	() - -	cigraf8@gmail.com	R	W	
4132-4	Jo Johnson	119	3	(308)627-5744	(308)237-3045	jimanjo@charter.net	R	W	
4092-89	Debra K. Kermmoade	130	29	(402)314-8441	() - -	dkermmoade@hotmail.com	R	W	
4132-1255	Jen Landanger	146	33	(308)293-3915	() - -	jmlandanger@charter.net	R	W	
4132-985	Steph Meier	133	6	(308)627-6131	() - -	bowie2meier@yahoo.com	R	W	
4136-404	Donna J. Michel	127	46	(308)893-4270	(308)440-9402	de.michel@gmail.com	R	W	
4136-315	Bronte M. Nielsen	121	48	(308)440-3527	() - -	darbro2@charter.net	R	W	
4132-1198	Lynda M. Ogle	137	48	(308)224-3490	() - -		R	W	
4132-1524	Michelle J. Peterson	151	30	(308)224-4904	(308)455-8668	mjanep17@gmail.com	R	W	
4132-77	Randi K. Stucker	95	15	(308)293-9716	() - -	randistucker@icloud.com	R	W	
4167-90	Micki Vest	119	36	(308)632-3816	() - -	vevest7906@gmail.com	R	W	

Newcomers 2020-21

Big Apple Fun Center

This report is for scores bowled January 13 which is Week 16 of 33

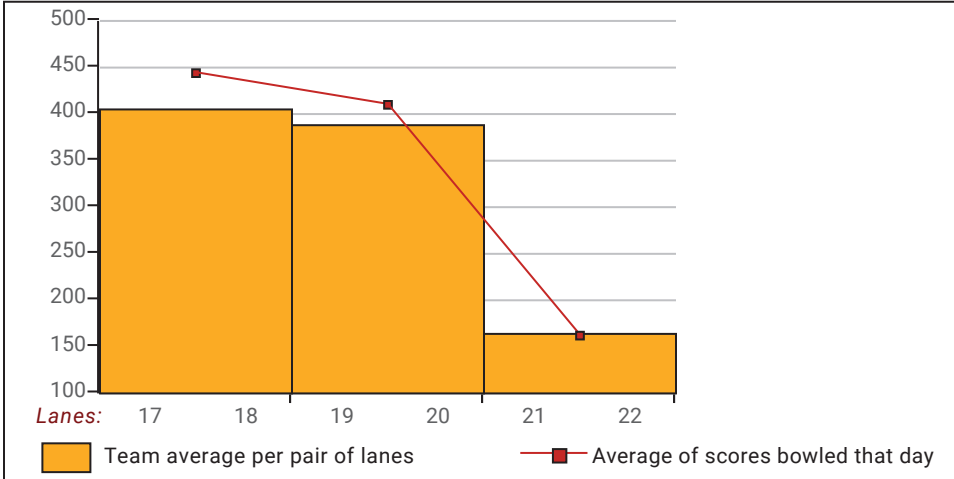
This Week's Statistics: Lefties vs Righties

Unless designated left handed, bowlers are considered right handed.

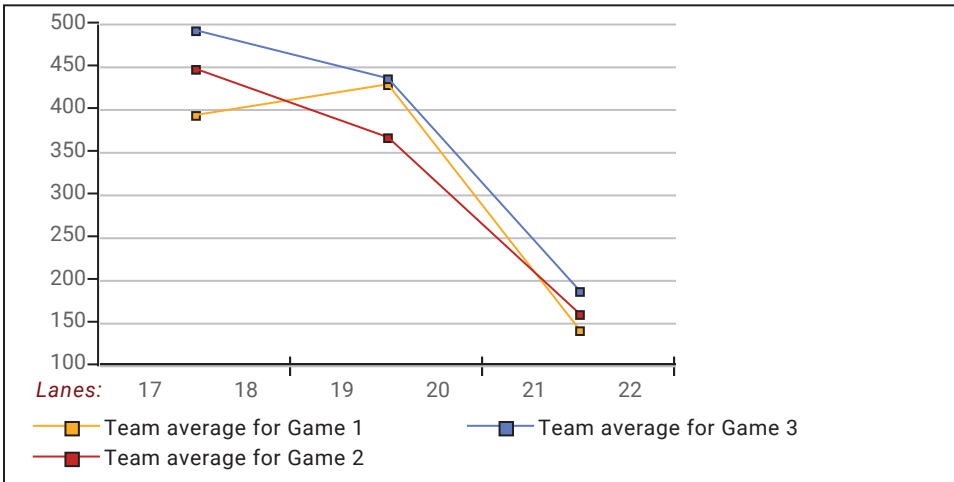
	Over All	Right	Left
How many people bowled	15	14	1
Number of games bowled	43	40	3
Actual average of week's scores	136.21	135.57	144.67
How many games above average	28	27	1
How many games below average	13	11	2
Pins above/below average per game	8.51	8.57	7.67
How many people raised average	12	11	1
by this amount	1.11	1.16	0.61
How many people went down	3	3	--
by this amount	-1.22	-1.22	0.00
League average before bowling	128.08	127.44	137.12
League average after bowling	128.73	128.09	137.73
Change in league average	0.65	0.65	0.61
800s	--	--	--
775s	--	--	--
750s	--	--	--
725s	--	--	--
700s	--	--	--
675s	--	--	--
650s	--	--	--
625s	--	--	--
600s	--	--	--
575s	--	--	--
550s	--	--	--
525s	--	--	--
500s	1	1	--
475s	1	1	--
450s	1	1	--
425s	3	2	1
400s	3	3	--
below 400	6	6	--
300s	--	--	--
275s	--	--	--
250s	--	--	--
225s	--	--	--
200s	--	--	--
175s	3	3	--
150s	8	7	1
125s	18	16	2
100s	11	11	--
below 100	3	3	--

This report is for scores bowled January 13 which is Week 16 of 33

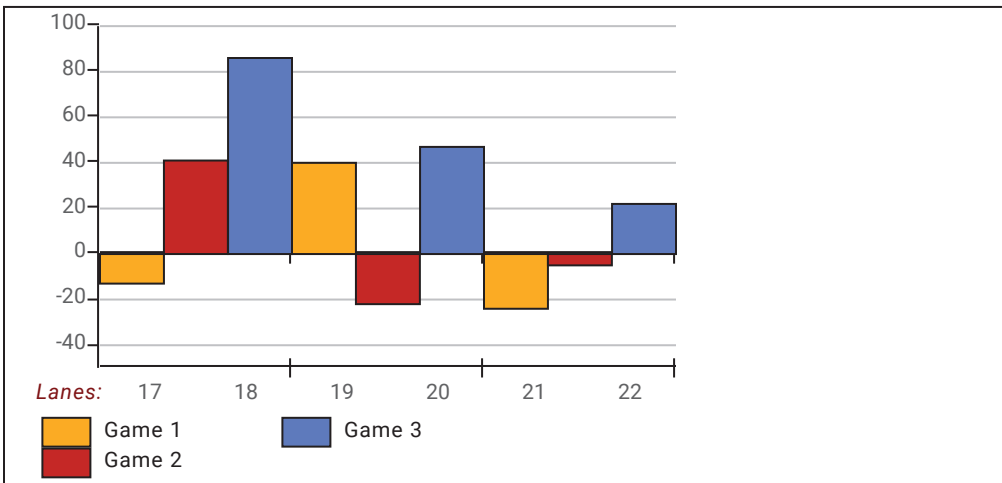
Team Average vs Avg of Scores



Average of Scores for Each Game

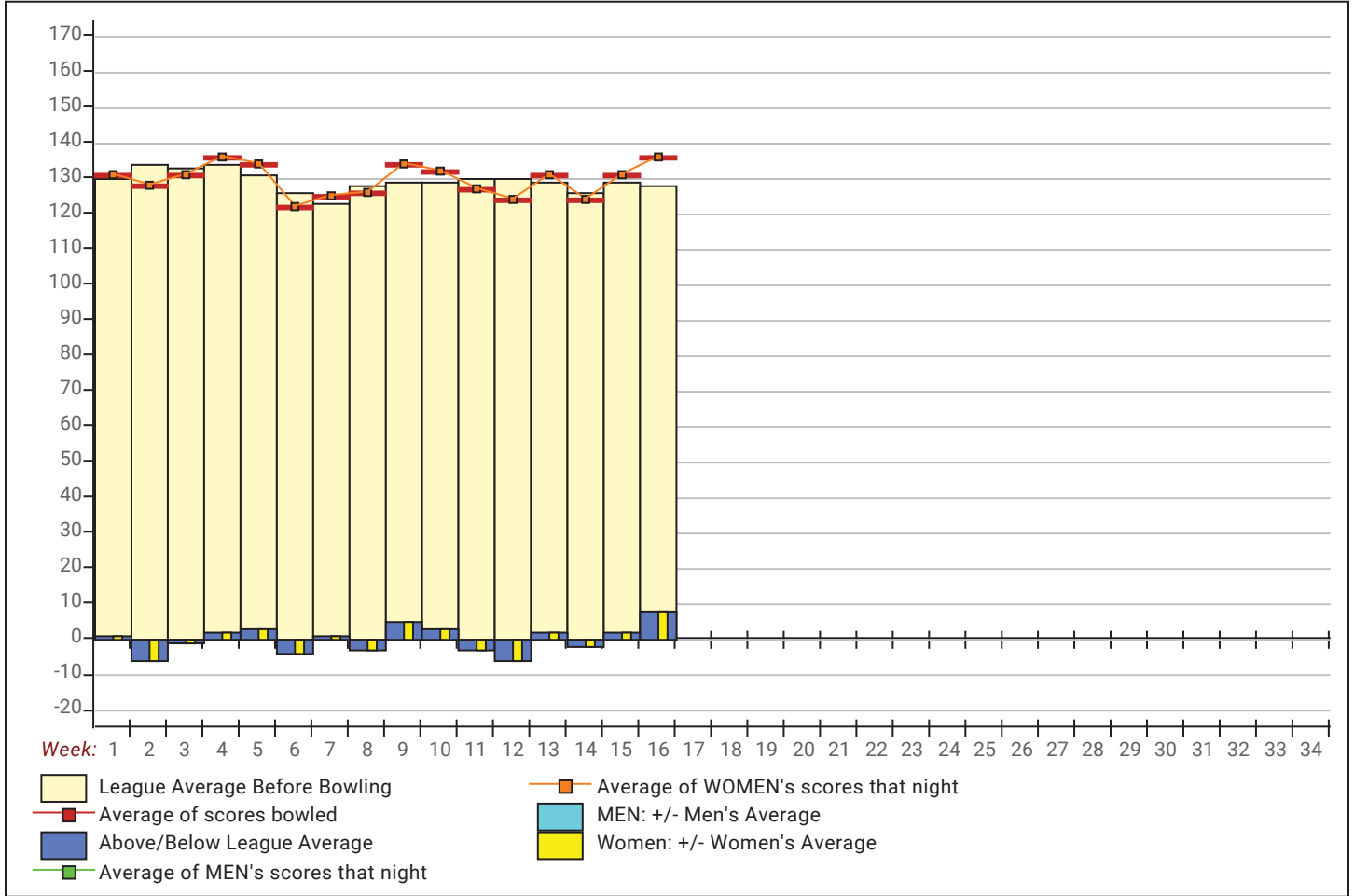


Amount Over/Under Team Average



This report is for scores bowled January 13 which is Week 16 of 33

League Average Week-by-Week



League Average Statistics for Last Week

	League	Right Hand	Left Hand
League Average Before Bowling	128.08	127.44	137.12
Average of scores bowled that night	136.21	135.57	144.67
New League Average After Bowling	128.73	128.09	137.73
Change in League Average	.65	.65	.61
People Who Bowled Over Average	12	11	1
People Who Bowled Under Average	3	3	
Average Amount of Series Over Avg	59.58	62.91	23.00
Average Amount of Series Under Avg	-38.33	-38.33	
Difference Avg, NiteAvg	8.51	8.57	7.67
Number of Bowlers	15	14	1
Number of Games Bowled	43	40	3
People Who Raised Their Average	12	11	1
Raised By an Average of This Amount	1.11	1.16	.61
People Who Lowered Their Average	3	3	
Lowered By an Average of This Amou	-1.22	-1.22	
Number of Games Bowled Over Avera	28	27	1
Number of Games Bowled Under Avera	13	11	2

Note: Averages are based only on people who bowled.

Newcomers 2020-21

Wednesday 9:00 am

Big Apple Fun Center

Lanes 17 - 22

If you have questions, please contact

Jodi Daily (308)458-9806 4202 Ave F, Kearney, NE 68847
Send E-mail to: jodaily49@gmail.com

Note: This report includes information through January 13 which is Week 16 of 33

Awards Earned This Week

Name	USBC ID Number	Award Average	Award Games	G1	G2	G3	Series	Award Score	Award Received
Pat L. Bowie	4132-177 USBC	140	42	124	163	182	469	182	175 Game (Local Assoc. Awards)
Bronte M. Nielsen	4136-315 USBC	119	45	166	116	158	440	440	400 Series (Local Assoc. Awards)
	4136-315 USBC	119	45	166	116	158	440	166	150 Game (Local Assoc. Awards)
	4136-315 USBC	119	45	166	116	158	440	158	150 Game (Local Assoc. Awards)
Lynda M. Ogle	4132-1198 USBC	135	45	143	176	163	482	176	175 Game (Local Assoc. Awards)
Virginia Vest	4167-90 USBC	118	33	133	121	148	402	402	400 Series (Local Assoc. Awards)

Press Release -- 1/16/2021

1/13/2021 Week 16 of 33

Newcomers 2020-21

Wednesday 9:00 am

Big Apple Fun Center

Lanes 17 - 22

Team Standings

Place	Team Name	Avg p/gm	Points Won	Points Lost	Year-To-Date WON	Y-T-D LOST
1	Hits	411	46	18	46	18
2	Pindrops	360	41	23	41	23
3	Tub's Pub	402	32	32	32	32
4	Bowlin' Babes	386	30	34	30	34
5	Day Dreamers	378	29	35	29	35
6	Bye		14	50	14	50

*** Although not shown, standings are determined by points only for the current part

Last Week's Top Scores

Scratch Game		Scratch Series		Handicap Game		Handicap Series	
192	Michelle Peterson	504	Michelle Peterson	232	Michelle Peterson	638	Lynda Ogle
182	Pat Bowie	482	Lynda Ogle	230	Pat Bowie	632	Bronte Nielsen
176	Lynda Ogle	469	Pat Bowie	230	Bronte Nielsen	624	Michelle Peterson
170	Jodi Daily	440	Bronte Nielsen	228	Lynda Ogle	613	Pat Bowie
166	Bronte Nielsen	434	Jodi Daily	220	Jodi Daily	603	Lynn Eacker
163	Linda Fees	429	Linda Fees	219	Randi Stucker	597	Micki Vest
155	Lynn Eacker	414	Lynn Eacker	218	Lynn Eacker	586	Randi Stucker
149	Jen Landanger	405	Crystal Dailey	213	Micki Vest	584	Jodi Daily
148	Micki Vest	402	Micki Vest	211	Linda Fees	573	Linda Fees
145	Deb Gibbs	393	Jen Landanger	205	Deb Gibbs	573	Crystal Dailey

Newcomers 2020-21

Wednesday 9:00 am

Big Apple Fun Center

Lanes 25 - 30

President: Linda Fees

Secretary/Treasurer: Jodi Daily

Team Standings

Place	#	Team Name	Points Won	Points Lost	%Won	Pins + HDCP	Scratch Pins	Avg p/gm	Year-To-Date WON	Y-T-D LOST	Y-T-D % WON
1	1	Bowlin' Babes	44	20	68.8	53338	37414	389	74	54	57.8
2	4	Hits	42	22	65.6	53722	39388	410	88	40	68.8
3	3	Pindrops	40	24	62.5	53469	35136	366	81	47	63.3
4	6	Day Dreamers	39	25	60.9	51812	35693	383	68	60	53.1
5	5	Tub's Pub	18	46	28.1	53377	38026	396	50	78	39.1
6	2	Bye	9	55		0	0		23	105	18.0

Review of Last Week's Bowling.....

Lanes	Team Name	HDCP -1-	HDCP -2-	HDCP -3-	HDCP Total	Last Wk WON	Team Name	HDCP -1-	HDCP -2-	HDCP -3-	HDCP Total	Last Wk WON
25-26	Tub's Pub	527	536	570	1633	0	<---> Hits	528	585	637	1750	4
27-28	Bowlin' Babes	629	593	533	1755	3	<---> Day Dreamers	599	542	581	1722	1
29-30	Bye	0	0	0	0	0	<---> Pindrops	543	533	562	1638	4

Lane Assignments

[25-26](#) [27-28](#) [29-30](#)
 Wk33 05/12 1- 2 3- 4 5- 6 *Playoff Scores count*

Last Week's Top Scores

Team Scratch Game	Team Scratch Series	Team Handicap Game	Team Handicap Series
488 Hits	1303 Hits	637 Hits	1755 Bowlin' Babes
460 Bowlin' Babes	1248 Bowlin' Babes	629 Bowlin' Babes	1750 Hits
436 Day Dreamers	1233 Day Dreamers	599 Day Dreamers	1722 Day Dreamers
409 Tub's Pub	1150 Tub's Pub	570 Tub's Pub	1638 Pindrops
363 Pindrops	1041 Pindrops	562 Pindrops	1633 Tub's Pub
Scratch Game	Scratch Series	Handicap Game	Handicap Series
208 Michelle Peterson	539 Michelle Peterson	247 Michelle Peterson	656 Michelle Peterson
182 Crystal Dailey	474 Jodi Daily	238 Crystal Dailey	627 Jodi Daily
172 Jodi Daily	452 Crystal Dailey	223 Jodi Daily	620 Crystal Dailey
171 Linda Fees	421 Linda Fees	221 Linda Fees	609 Micki Vest
160 Deb Gibbs	417 Deb Gibbs	215 Deb Gibbs	584 Randi Stucker
157 Jen Landanger	417 Micki Vest	213 Donna Michel	582 Deb Gibbs
154 Donna Michel	399 Jen Landanger	212 Randi Stucker	571 Linda Fees

Season High Scores

Team Scratch Game	Team Scratch Series	Team Handicap Game	Team Handicap Series
500 Tub's Pub	1379 Hits	667 Tub's Pub	1838 Bowlin' Babes
488 Hits	1331 Tub's Pub	655 Pindrops	1829 Hits
472 Bowlin' Babes	1325 Bowlin' Babes	643 Bowlin' Babes	1821 Pindrops
467 Day Dreamers	1324 Day Dreamers	637 Hits	1810 Day Dreamers
448 Pindrops	1269 Pindrops	634 Day Dreamers	1799 Tub's Pub
Scratch Game	Scratch Series	Handicap Game	Handicap Series
222 Jodi Daily	525 Deb Gibbs	274 Jodi Daily	693 Deb Gibbs
200 Crystal Dailey	517 Linda Fees	255 Crystal Dailey	679 Lynda Ogle
193 Linda Fees	514 Lynda Ogle	249 Deb Gibbs	673 Linda Fees
193 Deb Gibbs	492 Pat Bowie	245 Linda Fees	671 Donna Michel
192 Beth Bryan	492 Jen Landanger	245 Lynn Eacker	646 Crystal Dailey
186 Lynda Ogle	491 Donna Michel	245 Beth Bryan	645 Jodi Daily
184 Pat Bowie	489 Jodi Daily	242 Donna Michel	636 Pat Bowie
			636 Beth Bryan

Bowlers must have completed a minimum of 64 games to be eligible for any league award.

Team Rosters

1 - Bowlin' Babes

Name	Avg	HDCP	Pins	Gms	High Game	High Sers	HDCP Game	HDCP Sers	Most Improved Avg +/-	To Raise Avg +1	To Drop Avg -1	Weekly Over Avg Series Avg +/-
Bronte Nielsen	121	63	10610	87	174	440	238	632	118 +3.95	370	279	322 - 366=-44
Crystal Dailey	131	55	12576	96	200	481	255	646	134 -3.00	492	392	452 - 390=62
Jodi Daily	137	50	11264	82	222	489	274	645	137 +0.37	466	380	474 - 408=66
Jo Johnson	128	57	1920	15	152	445	231	631		402	383	

2 - Bye

3 - Pindrops

Name	Avg	HDCP	Pins	Gms	High Game	High Sers	HDCP Game	HDCP Sers	Most Improved Avg +/-	To Raise Avg +1	To Drop Avg -1	Weekly Over Avg Series Avg +/-
Sheryl Cochran	130	56	7429	57	188	457	245	650	129 +1.33	431	370	
Beth Bryan	133	53	9239	69	192	477	245	636	139 -5.10	409	336	385 - 402=-17
Debra Kermmoade	129	56	6063	47	168	451	224	631	128 +1.00	437	386	
Randi Stucker	109	72	4592	42	160	398	237	633	100 +9.33	358	312	365 - 324=41
Megan Deaver	107	74	6110	57	160	362	236	599	99 +8.19	370	309	

4 - Hits

Name	Avg	HDCP	Pins	Gms	High Game	High Sers	HDCP Game	HDCP Sers	Most Improved Avg +/-	To Raise Avg +1	To Drop Avg -1	Weekly Over Avg Series Avg +/-
Michelle Peterson	152	38	9626	63	212	542	256	674	151 +1.79	472	405	539 - 453=86
Donna Michel	126	59	11738	93	182	491	242	671	131 -4.78	454	357	386 - 378=8
Lynda Ogle	136	51	11910	87	186	514	241	679	132 +4.90	420	329	

5 - Tub's Pub

Name	Avg	HDCP	Pins	Gms	High Game	High Sers	HDCP Game	HDCP Sers	Most Improved Avg +/-	To Raise Avg +1	To Drop Avg -1	Weekly Over Avg Series Avg +/-
Linda Fees	137	50	11716	85	193	517	245	673	142 -4.16	428	339	421 - 411=10
Lynn Eacker	119	64	11495	96	183	434	245	623	119 +0.74	385	285	336 - 357=-21
Pat Bowie	141	47	10595	75	184	492	234	636	139 +2.27	481	402	
Steph Meier	133	53	2395	18	190	448	243	607		419	397	

6 - Day Dreamers

Name	Avg	HDCP	Pins	Gms	High Game	High Sers	HDCP Game	HDCP Sers	Most Improved Avg +/-	To Raise Avg +1	To Drop Avg -1	Weekly Over Avg Series Avg +/-
Jen Landanger	144	44	9560	66	180	492	223	606	150 -5.15	445	375	399 - 435=-36
Micki Vest	121	63	9833	81	172	424	236	616	117 +4.40	415	330	417 - 360=57
Deb Gibbs	131	55	11080	84	193	525	249	693	121 +10.90	404	316	417 - 393=24
Cierre Graff	82	94	1482	18	109	263	203	551		261	239	

Individual High Averages

144.85 Jen Landanger	141.27 Pat Bowie	137.84 Linda Fees
137.37 Jodi Daily	136.90 Lynda Ogle	133.90 Beth Bryan

Most Improved Average

121 to 131.90 = +10.90 Deb Gibbs	132 to 136.90 = +4.90 Lynda Ogle	117 to 121.40 = +4.40 Micki Vest
118 to 121.95 = +3.95 Bronte Nielsen	139 to 141.27 = +2.27 Pat Bowie	119 to 119.74 = +0.74 Lynn Eacker

Most Un-Improved Averages

150 to 144.85 = -5.15 Jen Landanger	139 to 133.90 = -5.10 Beth Bryan	131 to 126.22 = -4.78 Donna Michel
142 to 137.84 = -4.16 Linda Fees	134 to 131.00 = -3.00 Crystal Dailey	137 to 137.37 = +0.37 Jodi Daily

Newcomers 2020-21

Big Apple Fun Center

Reprint of Scores -- Week 32

Lane 25 5 - Tub's Pub Week 32 5/5/2021

Name	Old	Old						HDCP
	Avg	HDCP	-1-	-2-	-3-	Total	Total	
Linda K. Fees	137	50	115	135	171	421	571	
Lynn R. Eacker	119	64	120	109	107	336	528	
Pat L. Bowie	141	47	a131	a131	a131	393	534	
			====	====	====	====	====	
Scratch Total			366	375	409	1150	1150	
Handicap			161	161	161		483	
Total			527	536	570	1150	1633	
Team Points Won			0.0	0.0	0.0	0.0	0.0	

Lane 27 1 - Bowlin' Babes Week 32 5/5/2021

Name	Old	Old						HDCP
	Avg	HDCP	-1-	-2-	-3-	Total	Total	
Bronte M. Nielsen	122	62	106	122	94	322	508	
Crystal S. Dailey	130	56	182	143	127	452	620	
Jodi Daily	136	51	172	159	143	474	627	
			====	====	====	====	====	
Scratch Total			460	424	364	1248	1248	
Handicap			169	169	169		507	
Total			629	593	533	1248	1755	
Team Points Won			1.0	1.0	0.0	3.0	3.0	

Lane 29 2 - Bye Week 32 5/5/2021

Name	Old	Old						HDCP
	Avg	HDCP	-1-	-2-	-3-	Total	Total	
No one bowled								

Lane 26 4 - Hits Week 32 5/5/2021

Name	Old	Old						HDCP
	Avg	HDCP	-1-	-2-	-3-	Total	Total	
Michelle J. Peterson	151	39	147	184	208	539	656	
Donna J. Michel	126	59	106	126	154	386	563	
Lynda M. Ogle	136	51	a126	a126	a126	378	531	
			====	====	====	====	====	
Scratch Total			379	436	488	1303	1303	
Handicap			149	149	149		447	
Total			528	585	637	1303	1750	
Team Points Won			1.0	1.0	1.0	4.0	4.0	

Lane 28 6 - Day Dreamers Week 32 5/5/2021

Name	Old	Old						HDCP
	Avg	HDCP	-1-	-2-	-3-	Total	Total	
Jen Landanger	145	44	157	124	118	399	531	
Micki Vest	120	64	133	144	140	417	609	
Deb Gibbs	131	55	146	111	160	417	582	
			====	====	====	====	====	
Scratch Total			436	379	418	1233	1233	
Handicap			163	163	163		489	
Total			599	542	581	1233	1722	
Team Points Won			0.0	0.0	1.0	1.0	1.0	

Lane 30 3 - Pindrops Week 32 5/5/2021

Name	Old	Old						HDCP
	Avg	HDCP	-1-	-2-	-3-	Total	Total	
Beth Bryan	134	52	115	143	127	385	541	
Randi K. Stucker	108	73	132	94	139	365	584	
Megan R. Deaver	107	74	a97	a97	a97	291	513	
			====	====	====	====	====	
Scratch Total			344	334	363	1041	1041	
Handicap			199	199	199		597	
Total			543	533	562	1041	1638	
Team Points Won			1.0	1.0	1.0	4.0	4.0	

Newcomers 2020-21

Wednesday 9:00 am

Big Apple Fun Center

Change in Average

Name	-----Old-----		Old				Total	---Average Change---			Weekly Over Avg Series Avg +/-	
	Pins	Games	Avg	-1-	-2-	-3-		New - Old	----> +/-	=		
Pat L. Bowie	10595	75	141	a131	a131	a131	393	141.27	- 141.27	=	0.00	
Beth Bryan	8854	66	134	115	143	127	385	133.90	- 134.15	=	-0.25	385 - 402=-17
Sheryl S. Cochran	7429	57	130				0	130.33	- 130.33	=	0.00	
Crystal S. Dailey	12124	93	130	182	143	127	452	131.00	- 130.37	=	0.63	452 - 390=62
Jodi Daily	10790	79	136	172	159	143	474	137.37	- 136.58	=	0.78	474 - 408=66
Megan R. Deaver	6110	57	107	a97	a97	a97	291	107.19	- 107.19	=	0.00	
Lynn R. Eacker	11159	93	119	120	109	107	336	119.74	- 119.99	=	-0.25	336 - 357=-21
Linda K. Fees	11295	82	137	115	135	171	421	137.84	- 137.74	=	0.09	421 - 411=10
Deb Gibbs	10663	81	131	146	111	160	417	131.90	- 131.64	=	0.26	417 - 393=24
Cierre J. Graff	1482	18	82				0	82.33	- 82.33	=	0.00	
Jo Johnson	1920	15	128				0	128.00	- 128.00	=	0.00	
Debra K. Kermmoade	6063	47	129				0	129.00	- 129.00	=	0.00	
Jen Landanger	9161	63	145	157	124	118	399	144.85	- 145.41	=	-0.56	399 - 435=-36
Steph Meier	2395	18	133				0	133.06	- 133.06	=	0.00	
Donna J. Michel	11352	90	126	106	126	154	386	126.22	- 126.13	=	0.08	386 - 378=8
Bronte M. Nielsen	10288	84	122	106	122	94	322	121.95	- 122.48	=	-0.52	322 - 366=-44
Lynda M. Ogle	11910	87	136	a126	a126	a126	378	136.90	- 136.90	=	0.00	
Michelle J. Peterson	9087	60	151	147	184	208	539	152.79	- 151.45	=	1.34	539 - 453=86
Randi K. Stucker	4227	39	108	132	94	139	365	109.33	- 108.38	=	0.95	365 - 324=41
Micki Vest	9416	78	120	133	144	140	417	121.40	- 120.72	=	0.68	417 - 360=57

Newcomers 2020-21

Wednesday 9:00 am

Big Apple Fun Center High Average Listing

<u>Name</u>	<u>True Average</u>	<u>Pins Gms</u>	<u>To Raise Avg +1</u>	<u>To Drop Avg -1</u>
Michelle J. Peterson	152.79	9626 63	472	405
Jen Landanger	144.85	9560 66	445	375
Pat L. Bowie	141.27	10595 75	481	402
Linda K. Fees	137.84	11716 85	428	339
Jodi Daily	137.37	11264 82	466	380
Lynda M. Ogle	136.90	11910 87	420	329
Beth Bryan	133.90	9239 69	409	336
Steph Meier	133.06	2395 18	419	397
Deb Gibbs	131.90	11080 84	404	316
Crystal S. Dailey	131.00	12576 96	492	392
Sheryl S. Cochran	130.33	7429 57	431	370
Debra K. Kermmoade	129.00	6063 47	437	386
Jo Johnson	128.00	1920 15	402	383
Donna J. Michel	126.22	11738 93	454	357
Bronte M. Nielsen	121.95	10610 87	370	279
Micki Vest	121.40	9833 81	415	330
Lynn R. Eacker	119.74	11495 96	385	285
Randi K. Stucker	109.33	4592 42	358	312
Megan R. Deaver	107.19	6110 57	370	309
Cierre J. Graff	82.33	1482 18	261	239

Newcomers 2020-21

Wednesday 9:00 am

Big Apple Fun Center

* Bowlers listed must have a minimum of 21 games.

Note: This report includes information through May 5 which is Week 32 of 33

Most Improved Averages

<u>Name</u>	<u>True Average</u>	<u>Most Improved</u>		<u>Name</u>	<u>True Average</u>	<u>Most Improved</u>	
		<u>Avg</u>	<u>+/-</u>			<u>Avg</u>	<u>+/-</u>
Deb Gibbs	131.90	121	+10.90	Debra K. Kermmoade	129.00	128	+1.00
Randi K. Stucker	109.33	100	+9.33	Lynn R. Eacker	119.74	119	+0.74
Megan R. Deaver	107.19	99	+8.19	Jodi Daily	137.37	137	+0.37
Lynda M. Ogle	136.90	132	+4.90	Crystal S. Dailey	131.00	134	-3.00
Micki Vest	121.40	117	+4.40	Linda K. Fees	137.84	142	-4.16
Bronte M. Nielsen	121.95	118	+3.95	Donna J. Michel	126.22	131	-4.78
Pat L. Bowie	141.27	139	+2.27	Beth Bryan	133.90	139	-5.10
Michelle J. Peterson	152.79	151	+1.79	Jen Landanger	144.85	150	-5.15
Sheryl S. Cochran	130.33	129	+1.33				

Newcomers 2020-21

Wednesday 9:00 am

Big Apple Fun Center

Most Pins Over Average

Name	-----Old-----		Old				---Average Change---			Weekly Over Avg
	Pins	Games	Avg	-1-	-2-	-3-	Total	New - Old	----> +/-	Series Avg +/-
Michelle J. Peterson	9087	60	151	147	184	208	539	152.79 - 151.45	= 1.34	539 - 453=86
Jodi Daily	10790	79	136	172	159	143	474	137.37 - 136.58	= 0.78	474 - 408=66
Crystal S. Dailey	12124	93	130	182	143	127	452	131.00 - 130.37	= 0.63	452 - 390=62
Micki Vest	9416	78	120	133	144	140	417	121.40 - 120.72	= 0.68	417 - 360=57
Randi K. Stucker	4227	39	108	132	94	139	365	109.33 - 108.38	= 0.95	365 - 324=41
Deb Gibbs	10663	81	131	146	111	160	417	131.90 - 131.64	= 0.26	417 - 393=24
Linda K. Fees	11295	82	137	115	135	171	421	137.84 - 137.74	= 0.09	421 - 411=10
Donna J. Michel	11352	90	126	106	126	154	386	126.22 - 126.13	= 0.08	386 - 378=8
Beth Bryan	8854	66	134	115	143	127	385	133.90 - 134.15	= -0.25	385 - 402=-17
Lynn R. Eacker	11159	93	119	120	109	107	336	119.74 - 119.99	= -0.25	336 - 357=-21
Jen Landanger	9161	63	145	157	124	118	399	144.85 - 145.41	= -0.56	399 - 435=-36
Bronte M. Nielsen	10288	84	122	106	122	94	322	121.95 - 122.48	= -0.52	322 - 366=-44

Newcomers 2020-21

Wednesday 9:00 am

Big Apple Fun Center

Alphabetic League Bowler Contact List

USBC							Bowling		
ID Number	Name	Avg	Gms	Phone	Phone	E-mail	Hand	Sex	
4132-177	Pat L. Bowie	141	75	(308)440-0555	() - -	patsem@frontiernet.net	R	W	
4132-80	Beth Bryan	133	69	(308)856-4346	(308)233-4645		R	W	
4132-1392	Sheryl S. Cochran	130	57	(308)440-0159	() - -	shuglocj@hotmail.com	R	W	
4132-565	Crystal S. Dailey	131	96	(308)440-2439	() - -	crystaldailey@charter.net	R	W	
4144-25	Jodi Daily	137	82	(308)458-9806	() - -	jodaily49@gmail.com	L	W	
11-44467	Megan R. Deaver	107	57	(308)627-3581	() - -		R	W	
4132-179	Lynn R. Eacker	119	96	(308)440-6665	() - -	eackersfords@charter.net	R	W	
4132-178	Linda K. Fees	137	85	(308)627-6143	(308)457-3303	kfees@kearney.net	R	W	
4132-156	Deb Gibbs	131	84	(308)627-5338	() - -	the4gibbs@yahoo.com	R	W	
9726-4259	Cierre J. Graff	82	18	(308)293-6305	() - -	cigraf8@gmail.com	R	W	
4132-4	Jo Johnson	128	15	(308)627-5744	(308)237-3045	jimanjo@charter.net	R	W	
4092-89	Debra K. Kermmoade	129	47	(402)314-8441	() - -	dkermmoade@hotmail.com	R	W	
4132-1255	Jen Landanger	144	66	(308)293-3915	() - -	jmlandanger@charter.net	R	W	
4132-985	Steph Meier	133	18	(308)627-6131	() - -	bowie2meier@yahoo.com	R	W	
4136-404	Donna J. Michel	126	93	(308)893-4270	(308)440-9402	de.michel@gmail.com	R	W	
4136-315	Bronte M. Nielsen	121	87	(308)440-3527	() - -	darbro2@charter.net	R	W	
4132-1198	Lynda M. Ogle	136	87	(308)224-3490	() - -		R	W	
4132-1524	Michelle J. Peterson	152	63	(308)224-4904	(308)455-8668	mjanep17@gmail.com	R	W	
4132-77	Randi K. Stucker	109	42	(308)293-9716	() - -	randistucker@icloud.com	R	W	
4167-90	Micki Vest	121	81	(308)632-3816	() - -	vevest7906@gmail.com	R	W	

Newcomers 2020-21

Big Apple Fun Center

This report is for scores bowled May 5 which is Week 32 of 33

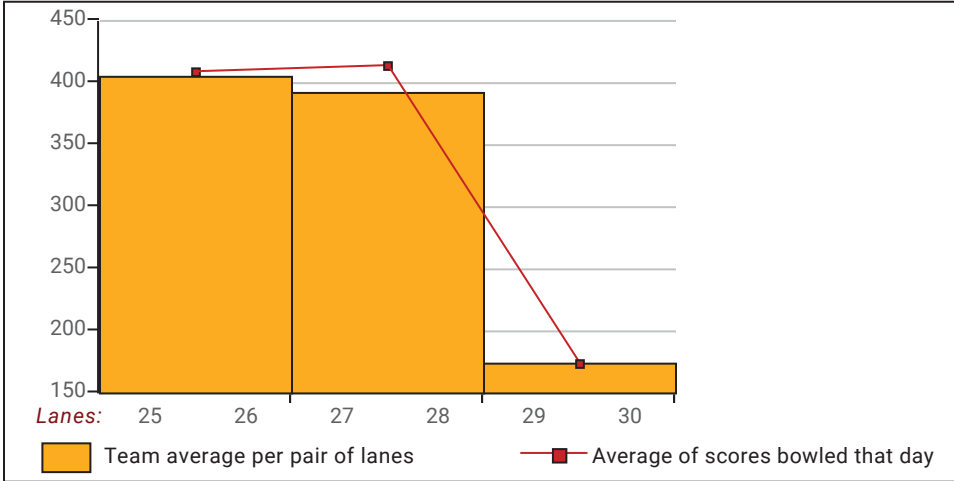
This Week's Statistics: Lefties vs Righties

Unless designated left handed, bowlers are considered right handed.

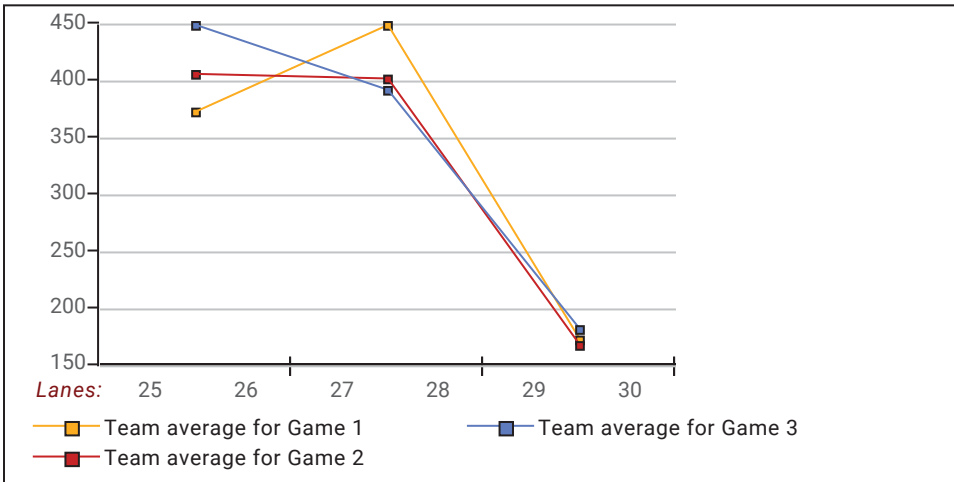
	Over All	Right	Left
How many people bowled	12	11	1
Number of games bowled	36	33	3
Actual average of week's scores	136.47	134.52	158.00
How many games above average	19	16	3
How many games below average	15	15	0
Pins above/below average per game	6.56	5.15	22.00
How many people raised average	8	7	1
by this amount	0.60	0.58	0.78
How many people went down	4	4	--
by this amount	-0.40	-0.40	0.00
League average before bowling	130.42	129.86	136.58
League average after bowling	130.69	130.08	137.37
Change in league average	0.27	0.22	0.78
800s	--	--	--
775s	--	--	--
750s	--	--	--
725s	--	--	--
700s	--	--	--
675s	--	--	--
650s	--	--	--
625s	--	--	--
600s	--	--	--
575s	--	--	--
550s	--	--	--
525s	1	1	--
500s	--	--	--
475s	--	--	--
450s	2	1	1
425s	--	--	--
400s	3	3	--
below 400	6	6	--
300s	--	--	--
275s	--	--	--
250s	--	--	--
225s	--	--	--
200s	1	1	--
175s	2	2	--
150s	6	4	2
125s	14	13	1
100s	11	11	--
below 100	2	2	--

This report is for scores bowled May 5 which is Week 32 of 33

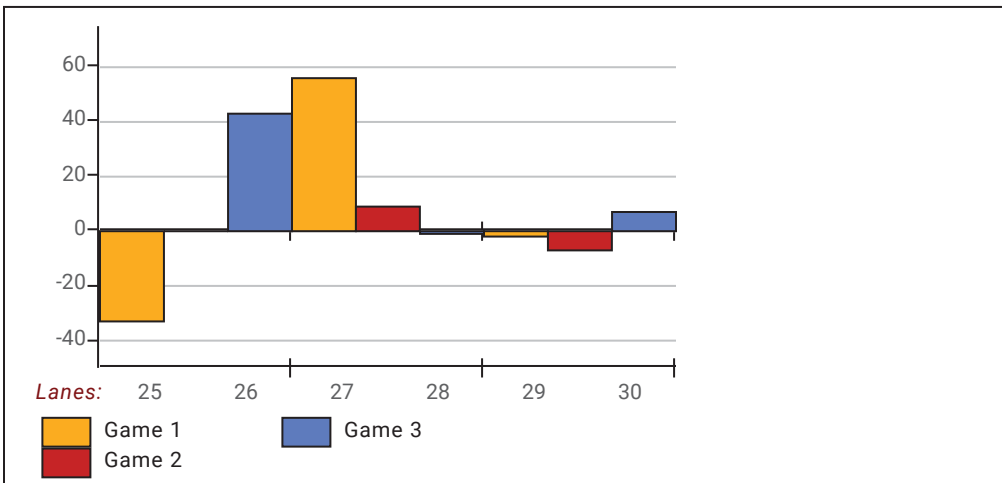
Team Average vs Avg of Scores



Average of Scores for Each Game

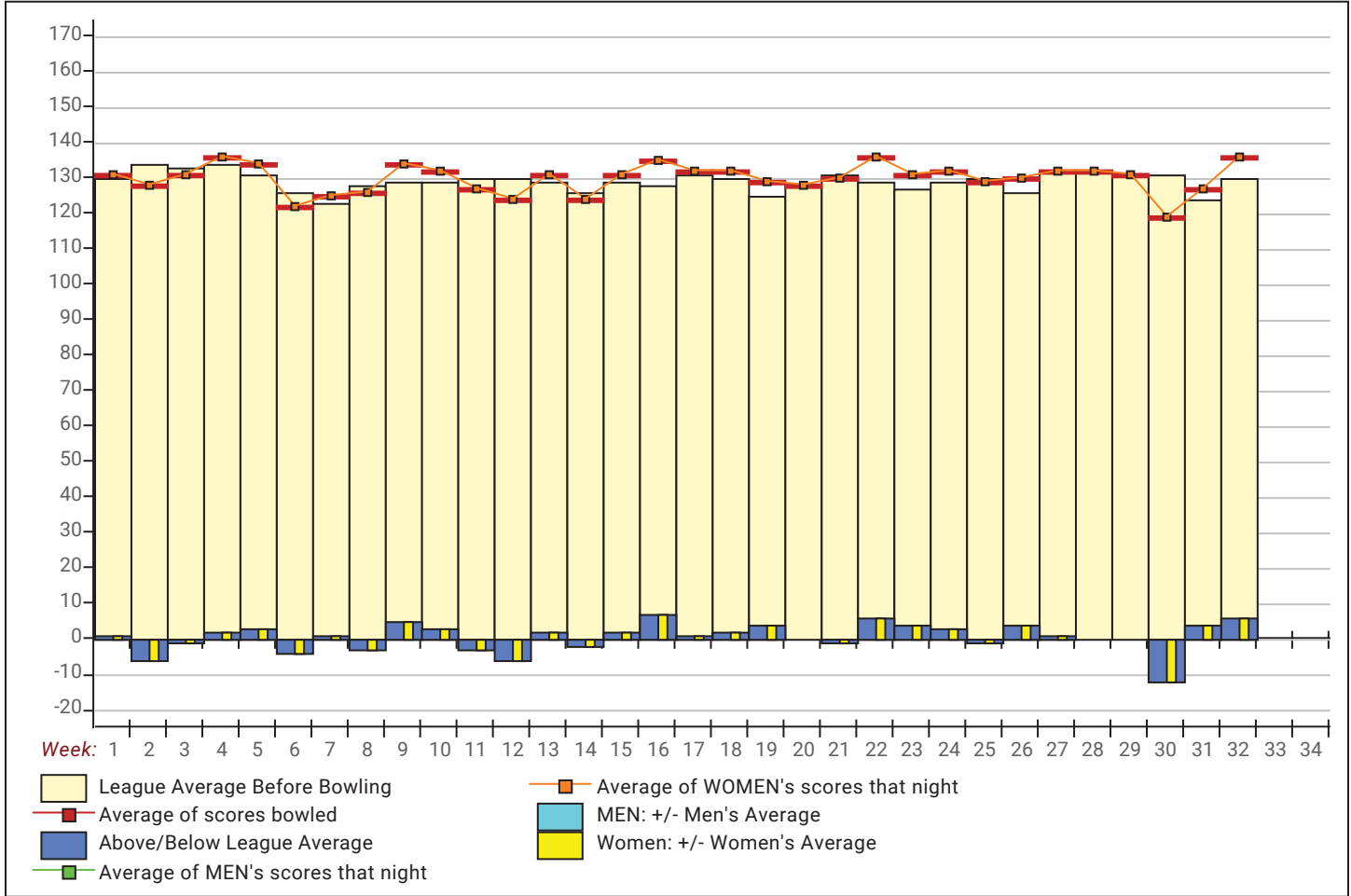


Amount Over/Under Team Average



This report is for scores bowled May 5 which is Week 32 of 33

League Average Week-by-Week



League Average Statistics for Last Week

	League	Right Hand	Left Hand
League Average Before Bowling	130.42	129.86	136.58
Average of scores bowled that night	136.47	134.52	158.00
New League Average After Bowling	130.69	130.08	137.37
Change in League Average	.27	.22	.78
People Who Bowled Over Average	8	7	1
People Who Bowled Under Average	4	4	
Average Amount of Series Over Avg	44.25	41.14	66.00
Average Amount of Series Under Avg	-29.50	-29.50	
Difference Avg, NiteAvg	6.56	5.15	22.00
Number of Bowlers	12	11	1
Number of Games Bowled	36	33	3
People Who Raised Their Average	8	7	1
Raised By an Average of This Amount	.60	.58	.78
People Who Lowered Their Average	4	4	
Lowered By an Average of This Amou	-.40	-.40	
Number of Games Bowled Over Avera	19	16	3
Number of Games Bowled Under Avera	15	15	

Note: Averages are based only on people who bowled.

Newcomers 2020-21

Wednesday 9:00 am

Big Apple Fun Center

Lanes 25 - 30

If you have questions, please contact

Jodi Daily (308)458-9806 4202 Ave F, Kearney, NE 68847
Send E-mail to: jodaily49@gmail.com

Note: This report includes information through May 5 which is Week 32 of 33

Awards Earned This Week

Name	USBC ID Number	Award Average	Award Games	G1	G2	G3	Series	Award Score	Award Received
Crystal S. Dailey	4132-565 USBC	130	93	182	143	127	452	182	175 Game (Local Assoc. Awards)
Michelle J. Peterson	4132-1524 USBC	151	60	147	184	208	539	208	200 Game (Local Assoc. Awards)
Virginia Vest	4167-90 USBC	120	78	133	144	140	417	417	400 Series (Local Assoc. Awards)

Press Release -- 5/6/2021

5/5/2021 Week 32 of 33

Newcomers 2020-21

Wednesday 9:00 am

Big Apple Fun Center

Lanes 25 - 30

Team Standings

Place	Team Name	Avg p/gm	Points Won	Points Lost	Year-To-Date WON	Y-T-D LOST
1	Bowlin' Babes	389	44	20	74	54
2	Hits	410	42	22	88	40
3	Pindrops	366	40	24	81	47
4	Day Dreamers	383	39	25	68	60
5	Tub's Pub	396	18	46	50	78
6	Bye		9	55	23	105

*** Although not shown, standings are determined by points only for the current part

Last Week's Top Scores

Scratch Game		Scratch Series		Handicap Game		Handicap Series	
208	Michelle Peterson	539	Michelle Peterson	247	Michelle Peterson	656	Michelle Peterson
182	Crystal Dailey	474	Jodi Daily	238	Crystal Dailey	627	Jodi Daily
172	Jodi Daily	452	Crystal Dailey	223	Jodi Daily	620	Crystal Dailey
171	Linda Fees	421	Linda Fees	221	Linda Fees	609	Micki Vest
160	Deb Gibbs	417	Deb Gibbs	215	Deb Gibbs	584	Randi Stucker
157	Jen Landanger	417	Micki Vest	213	Donna Michel	582	Deb Gibbs
154	Donna Michel	399	Jen Landanger	212	Randi Stucker	571	Linda Fees
144	Micki Vest	386	Donna Michel	208	Micki Vest	563	Donna Michel
143	Beth Bryan	385	Beth Bryan	201	Jen Landanger	541	Beth Bryan
139	Randi Stucker	365	Randi Stucker	195	Beth Bryan	531	Jen Landanger

Newcomers 2020-21

Wednesday 9:00 am

Big Apple Fun Center

President: Linda Fees

Secretary/Treasurer: Jodi Daily

Top 2 Teams

Place	#	Team Name	Points Won	Points Lost	%Won	Pins + HDCP	Scratch Pins	Avg p/gm	Year-To-Date WON	Y-T-D LOST	Y-T-D % WON
1	1	Bowlin' Babes	4	0	100.0	55118	38690	390	78	54	59.1
2	4	Hits	0	4		55422	40644	410	88	44	66.7

Review of Last Week's Bowling.....

Lanes	Team Name	HDCP -1-	HDCP -2-	HDCP -3-	HDCP Total	Last Wk WON	Team Name	HDCP -1-	HDCP -2-	HDCP -3-	HDCP Total	Last Wk WON
25-26	Bowlin' Babes	557	610	613	1780	4	<---> Hits	545	565	590	1700	0

Thanks for bowling! We hope you had a good time. See you next season!

Last Week's Top Scores

Team Scratch Game		Team Scratch Series		Team Handicap Game		Team Handicap Series	
445	Bowlin' Babes	1276	Bowlin' Babes	613	Bowlin' Babes	1780	Bowlin' Babes
442	Hits	1256	Hits	590	Hits	1700	Hits
Scratch Game		Scratch Series		Handicap Game		Handicap Series	
188	Michelle Peterson	516	Michelle Peterson	232	Jodi Daily	642	Jodi Daily
182	Jodi Daily	492	Jodi Daily	226	Michelle Peterson	630	Michelle Peterson
156	Crystal Dailey	425	Crystal Dailey	211	Crystal Dailey	590	Crystal Dailey
132	Bronte Nielsen	362	Donna Michel	195	Bronte Nielsen	548	Bronte Nielsen
128	Donna Michel	359	Bronte Nielsen	187	Donna Michel	539	Donna Michel

Team Rosters

1 - Bowlin' Babes

Name	Avg	HDCP	Pins	Gms	High Game	High Sers	HDCP Game	HDCP Sers	Most Improved Avg +/-	To Raise Avg +1	To Drop Avg -1	Weekly Over Avg Series Avg +/-
Bronte Nielsen	121	63	10969	90	174	440	238	632	118 +3.88	377	283	359 - 363=-4
Crystal Dailey	131	55	13001	99	200	481	255	646	134 -2.68	463	360	425 - 393=32
Jodi Daily	138	49	11756	85	222	492	274	645	137 +1.31	476	387	492 - 411=81
Jo Johnson	128	57	1920	15	152	445	231	631		402	383	

2 - Bye

3 - Pindrops

Name	Avg	HDCP	Pins	Gms	High Game	High Sers	HDCP Game	HDCP Sers	Most Improved Avg +/-	To Raise Avg +1	To Drop Avg -1	Weekly Over Avg Series Avg +/-
Sheryl Cochran	130	56	7429	57	188	457	245	650	129 +1.33	431	370	
Beth Bryan	133	53	9239	69	192	477	245	636	139 -5.10	409	336	
Debra Kermmoade	129	56	6063	47	168	451	224	631	128 +1.00	437	386	
Randi Stucker	109	72	4592	42	160	398	237	633	100 +9.33	358	312	
Megan Deaver	107	74	6110	57	160	362	236	599	99 +8.19	370	309	

4 - Hits

Name	Avg	HDCP	Pins	Gms	High Game	High Sers	HDCP Game	HDCP Sers	Most Improved Avg +/-	To Raise Avg +1	To Drop Avg -1	Weekly Over Avg Series Avg +/-
Michelle Peterson	153	37	10142	66	212	542	256	674	151 +2.67	484	414	516 - 456=60
Donna Michel	126	59	12100	96	182	491	242	671	131 -4.96	473	373	362 - 378=-16
Lynda Ogle	136	51	11910	87	186	514	241	679	132 +4.90	420	329	

5 - Tub's Pub

Name	Avg	HDCP	Pins	Gms	High Game	High Sers	HDCP Game	HDCP Sers	Most Improved Avg +/-	To Raise Avg +1	To Drop Avg -1	Weekly Over Avg Series Avg +/-
Linda Fees	137	50	11716	85	193	517	245	673	142 -4.16	428	339	
Lynn Eacker	119	64	11495	96	183	434	245	623	119 +0.74	385	285	
Pat Bowie	141	47	10595	75	184	492	234	636	139 +2.27	481	402	
Steph Meier	133	53	2395	18	190	448	243	607		419	397	

6 - Day Dreamers

<u>Name</u>	<u>Avg</u>	<u>HDCP</u>	<u>Pins</u>	<u>Gms</u>	<u>High Game</u>	<u>High Sers</u>	<u>HDCP Game</u>	<u>HDCP Sers</u>	<u>Most Improved Avg +/-</u>	<u>To Raise Avg +1</u>	<u>To Drop Avg -1</u>	<u>Weekly Over Avg Series Avg +/-</u>
Jen Landanger	144	44	9560	66	180	492	223	606	150 -5.15	445	375	
Micki Vest	121	63	9833	81	172	424	236	616	117 +4.40	415	330	
Deb Gibbs	131	55	11080	84	193	525	249	693	121 +10.90	404	316	
Cierre Graff	82	94	1482	18	109	263	203	551		261	239	

Newcomers 2020-21

Big Apple Fun Center

Reprint of Scores -- Championship

Lane 25 1 - Bowlin' Babes

Name	Old Avg	Old HDCP	-1-	-2-	-3-	Total	HDCP Total
Bronte M. Nielsen	121	63	103	124	132	359	548
Crystal S. Dailey	131	55	138	156	131	425	590
Jodi Daily	137	50	148	162	182	492	642
			====	====	====	====	====
Scratch Total			389	442	445	1276	1276
Handicap			168	168	168		504
Total			557	610	613	1276	1780
Team Points Won			1.0	1.0	1.0	4.0	4.0

Lane 26 4 - Hits

Name	Old Avg	Old HDCP	-1-	-2-	-3-	Total	HDCP Total
Michelle J. Peterson	152	38	157	171	188	516	630
Donna J. Michel	126	59	114	120	128	362	539
Lynda M. Ogle	136	51	a126	a126	a126	378	531
			====	====	====	====	====
Scratch Total			397	417	442	1256	1256
Handicap			148	148	148		444
Total			545	565	590	1256	1700
Team Points Won			0.0	0.0	0.0	0.0	0.0

Newcomers 2020-21

Wednesday 9:00 am

Big Apple Fun Center

If you have questions, please contact

Jodi Daily (308)458-9806 4202 Ave F, Kearney, NE 68847
Send E-mail to: jodaily49@gmail.com

Note: This report includes information through May 12

Awards Earned This Week

<u>Name</u>	<u>USBC ID Number</u>	<u>Award Average</u>	<u>Award Games</u>	<u>G1</u>	<u>G2</u>	<u>G3</u>	<u>Series</u>	<u>Award Score</u>	<u>Award Received</u>
Jodi Daily	4144-25 USBC	137	82	148	162	182	492	182	175 Game (Local Assoc. Awards)