

Hot Shots 2020-21

Tuesday 6:30 pm

Big Apple Fun Center

Lanes 13 - 18

President: Nick Kidd (308)627-6139 nickkidd1@yahoo.com

Secretary/Treasurer: Kim Hodges (308)293-7824 hodgesfam3@yahoo.com

Team Standings

Place	#	Team Name	Points	Points	%Won	Pins +	Scratch	Avg	Year-To-Date	Y-T-D	Y-T-D
			Won	Lost		HDCP	Pins	p/gm	WON	LOST	% WON
1	3	Non 300 Club	35	9	79.5	28234	20683	626	35	9	79.5
2	5	The Strikers	28	16	63.6	27234	13083	396	28	16	63.6
3	2	Team 2	24	20	54.5	26449	15847	480	24	20	54.5
4	1	Team 1	16	28	36.4	26530	12610	382	16	28	36.4
5	4	Team 4	16	28	36.4	23941	9592	319	16	28	36.4
6	6	The Trio	13	31	29.5	26546	13946	422	13	31	29.5

Review of Last Week's Bowling.....

Lanes	Team Name	HDCP -1-	HDCP -2-	HDCP -3-	HDCP Total	Last Wk WON	Team Name	HDCP -1-	HDCP -2-	HDCP -3-	HDCP Total	Last Wk WON
13-14	The Trio	770	738	747	2255	0	<---> The Strikers	804	810	783	2397	4
15-16	Team 1	829	776	802	2407	2	<---> Team 2	756	804	826	2386	2
17-18	Non 300 Club	869	823	774	2466	1	<---> Team 4	871	810	790	2471	3

Last Week's Top Scores

	Scratch Game	Scratch Series	Handicap Game	Handicap Series
Boys	232 Connor Pedersen 171 Justin Hodges 171 Drey Sanchez	567 Connor Pedersen 461 Drey Sanchez 455 Justin Hodges	260 Connor Pedersen 241 Weston Sklenar 238 Nathan Stott	651 Connor Pedersen 631 Weston Sklenar 630 Nathan Stott
Girls	135 Keira Walburn 134 Amanda Hodges 72 Livy Bailey	353 Amanda Hodges 347 Keira Walburn 185 Livy Bailey	224 Amanda Hodges 215 Livy Bailey 212 Keira Walburn	623 Amanda Hodges 614 Livy Bailey 578 Keira Walburn

Season High Scores

	Scratch Game	Scratch Series	Handicap Game	Handicap Series
Boys	258 Colin Jones 236 Connor Pedersen 212 Drey Sanchez	675 Colin Jones 622 Connor Pedersen 550 Justin Hodges 550 Drey Sanchez	297 Tyler Hodges 286 Connor Pedersen 281 Colin Jones	730 Tyler Hodges 730 Drey Sanchez 724 Justin Hodges
Girls	169 Keira Walburn 149 Amanda Hodges 125 Tatum Kidd	486 Keira Walburn 396 Amanda Hodges 325 Tatum Kidd	250 Keira Walburn 241 Amanda Hodges 230 Livy Bailey	729 Keira Walburn 663 Amanda Hodges 656 Livy Bailey

Team Rosters

1 - Team 1													
Name	Avg	HDCP	Pins	Gms	High Game	High Sers	HDCP Game	HDCP Sers	Most Improved Avg +/-	To Raise Avg +1	To Drop Avg -1	Weekly Over Avg Series Avg +/-	
Livy Bailey	58	142	1923	33	81	224	230	656	49 +9.27	201	164	185 - 171=14	
Amanda Hodges	110	90	6655	60	149	396	241	663	104 +6.92	338	274	353 - 330=23	
Tatum Kidd	99	101	2389	24	125	325	228	631	97 +2.54	311	283		
VACANT	120	80	0	0	0	0							

2 - Team 2													
Name	Avg	HDCP	Pins	Gms	High Game	High Sers	HDCP Game	HDCP Sers	Most Improved Avg +/-	To Raise Avg +1	To Drop Avg -1	Weekly Over Avg Series Avg +/-	
Weston Sklenar	110	90	6953	63	167	391	260	690	107 +3.37	373	306	358 - 327=31	
Ethen Frerichs	94	106	2838	30	134	329	246	647	92 +2.60	297	263	277 - 282=-5	
Cruz Evans	132	68	7970	60	187	499	260	718	121 +11.83	409	345	389 - 399=-10	
Braiden DaCruz	149	51	448	3	163	448	214	601		452	445		

3 - Non 300 Club													
Name	Avg	HDCP	Pins	Gms	High Game	High Sers	HDCP Game	HDCP Sers	Most Improved Avg +/-	To Raise Avg +1	To Drop Avg -1	Weekly Over Avg Series Avg +/-	
Connor Pedersen	172	28	9340	54	236	622	286	715	152 +20.96	521	463	567 - 516=51	
Justin Hodges	146	54	8788	60	206	550	269	724	120 +26.47	473	409	455 - 438=17	
Drey Sanchez	147	53	7966	54	212	550	280	730	125 +22.52	470	412	461 - 441=20	
Keira Walburn	123	77	7784	63	169	486	250	729	112 +11.56	400	333	347 - 369=-22	

4 - Team 4

Name	Avg	HDCP	Pins	Gms	High Game	High Sers	HDCP Game	HDCP Sers	Most Improved Avg +/-	To Raise Avg +1	To Drop Avg -1	Weekly Over Avg Series Avg +/-
Nathan Stott	70	130	1840	26	109	264	244	669	62 +8.77	219	189	237 - 207=30
Hayden Howard	79	121	1583	20	114	282	234	633	83 -3.85	257	233	254 - 234=20
Benny Sanchez	56	144	1477	26	84	207	231	648	56 +0.81	176	146	189 - 168=21
VACANT	120	80	0	0	0	0						

5 - The Strikers

Name	Avg	HDCP	Pins	Gms	High Game	High Sers	HDCP Game	HDCP Sers	Most Improved Avg +/-	To Raise Avg +1	To Drop Avg -1	Weekly Over Avg Series Avg +/-
Landon Kidd	107	93	3541	33	141	415	241	715	94 +13.30	347	310	
Jeremiah Johnson	99	101	5680	57	153	357	258	686	83 +16.65	320	259	316 - 297=19
Jacob Johnson	71	129	3434	48	116	266	248	687	55 +16.54	238	186	205 - 213=-8
Josh Mashak	66	134	1392	21	82	234	219	642	67 -0.71	216	191	211 - 195=16

6 - The Trio

Name	Avg	HDCP	Pins	Gms	High Game	High Sers	HDCP Game	HDCP Sers	Most Improved Avg +/-	To Raise Avg +1	To Drop Avg -1	Weekly Over Avg Series Avg +/-
Tyler Hodges	100	100	5124	51	194	421	297	730	98 +2.47	330	275	302 - 300=2
Blayne Johnson	90	110	4618	51	153	365	265	716	84 +6.55	296	241	210 - 273=-63
Turner Johnson	108	92	4541	42	143	388	247	684	108 +0.12	364	318	246 - 330=-84
VACANT	120	80	0	0	0	0						

Temporary Substitutes

Boys

Name	Avg	HDCP	Pins	Gms	High Game	High Sers	HDCP Game	HDCP Sers	Most Improved Avg +/-	To Raise Avg +1	To Drop Avg -1	Weekly Over Avg Series Avg +/-
Mark Baird	136	64	1641	12	179	469	250	679	136 +0.75	414	398	
Colin Jones	195	5	2934	15	258	675	281	694	206 -10.40	594	575	

Girls

Name	Avg	HDCP	Pins	Gms	High Game	High Sers	HDCP Game	HDCP Sers	Most Improved Avg +/-	To Raise Avg +1	To Drop Avg -1	Weekly Over Avg Series Avg +/-
Casey Allen	94	106	1692	18	122	319	229	640	93 +1.00	303	281	

Individual High Averages

Boys	195.60	Colin Jones	Girls	123.56	Keira Walburn
	172.96	Connor Pedersen		110.92	Amanda Hodges
	147.52	Drey Sanchez		99.54	Tatum Kidd
	146.47	Justin Hodges		94.00	Casey Allen
	136.75	Mark Baird		58.27	Livy Bailey
	132.83	Cruz Evans			

Most Improved Average

Boys	120 to 146.47 = +26.47	Justin Hodges	Girls	112 to 123.56 = +11.56	Keira Walburn
	125 to 147.52 = +22.52	Drey Sanchez		49 to 58.27 = +9.27	Livy Bailey
	152 to 172.96 = +20.96	Connor Pedersen		104 to 110.92 = +6.92	Amanda Hodges
	83 to 99.65 = +16.65	Jeremiah Johnson		97 to 99.54 = +2.54	Tatum Kidd

Most Un-Improved Averages

Boys	206 to 195.60 = -10.40	Colin Jones	Girls	93 to 94.00 = +1.00	Casey Allen
	83 to 79.15 = -3.85	Hayden Howard		97 to 99.54 = +2.54	Tatum Kidd
	67 to 66.29 = -0.71	Josh Mashak		104 to 110.92 = +6.92	Amanda Hodges
	108 to 108.12 = +0.12	Turner Johnson		49 to 58.27 = +9.27	Livy Bailey

Hot Shots 2020-21

Big Apple Fun Center

Reprint of Scores -- Week 21

Lane 13 6 - The Trio Week 21 4/20/2021

Name	Old Avg	Old HDCP	-1-	-2-	-3-	Total	HDCP Total
Tyler J. Hodges	100	100	104	107	91	302	602
Blayne A. Johnson	91	109	90	47	73	210	537
Turner H. Johnson	110	90	77	85	84	246	516
VACANT	120	80	v120	v120	v120	360	600
			====	====	====	====	====
Scratch Total			391	359	368	1118	1118
Handicap			379	379	379		1137
Total			770	738	747	1118	2255
Team Points Won			0.0	0.0	0.0	0.0	0.0

Lane 15 1 - Team 1 Week 21 4/20/2021

Name	Old Avg	Old HDCP	-1-	-2-	-3-	Total	HDCP Total
Livy R. Bailey	57	143	72	45	68	185	614
Amanda R. Hodges	110	90	134	108	111	353	623
Tatum M. Kidd	99	101	a89	a89	a89	267	570
VACANT	120	80	v120	v120	v120	360	600
			====	====	====	====	====
Scratch Total			415	362	388	1165	1165
Handicap			414	414	414		1242
Total			829	776	802	1165	2407
Team Points Won			1.0	0.0	0.0	2.0	2.0

Lane 17 3 - Non 300 Club Week 21 4/20/2021

Name	Old Avg	Old HDCP	-1-	-2-	-3-	Total	HDCP Total
Connor A. Pedersen	172	28	180	232	155	567	651
Justin M. Hodges	146	54	171	146	138	455	617
Drey A. Sanchez	147	53	171	122	168	461	620
Keira R. Walburn	123	77	135	111	101	347	578
			====	====	====	====	====
Scratch Total			657	611	562	1830	1830
Handicap			212	212	212		636
Total			869	823	774	1830	2466
Team Points Won			0.0	1.0	0.0	1.0	1.0

Lane 14 5 - The Strikers Week 21 4/20/2021

Name	Old Avg	Old HDCP	-1-	-2-	-3-	Total	HDCP Total
Landon C. Kidd	107	93	a97	a97	a97	291	570
Jeremiah A. Johnson	99	101	112	116	88	316	619
Jacob M. Johnson	71	129	65	78	62	205	592
Josh Mashak	65	135	72	61	78	211	616
			====	====	====	====	====
Scratch Total			346	352	325	1023	1023
Handicap			458	458	458		1374
Total			804	810	783	1023	2397
Team Points Won			1.0	1.0	1.0	4.0	4.0

Lane 16 2 - Team 2 Week 21 4/20/2021

Name	Old Avg	Old HDCP	-1-	-2-	-3-	Total	HDCP Total
Weston R. Sklenar	109	91	83	125	150	358	631
Ethen A. Frerichs	94	106	97	102	78	277	595
Cruz A. Evans	133	67	122	123	144	389	590
Braiden L. DaCruz	149	51	a139	a139	a139	417	570
			====	====	====	====	====
Scratch Total			441	489	511	1441	1441
Handicap			315	315	315		945
Total			756	804	826	1441	2386
Team Points Won			0.0	1.0	1.0	2.0	2.0

Lane 18 4 - Team 4 Week 21 4/20/2021

Name	Old Avg	Old HDCP	-1-	-2-	-3-	Total	HDCP Total
Nathan Stott	69	131	107	76	54	237	630
Hayden Howard	78	122	112	72	70	254	620
Benny Sanchez	56	144	55	65	69	189	621
VACANT	120	80	v120	v120	v120	360	600
			====	====	====	====	====
Scratch Total			394	333	313	1040	1040
Handicap			477	477	477		1431
Total			871	810	790	1040	2471
Team Points Won			1.0	0.0	1.0	3.0	3.0

Hot Shots 2020-21

Tuesday 6:30 pm

Big Apple Fun Center

Change in Average

Name	----Old----		Old				---Average Change---			Weekly Over Avg Series Avg +/-
	Pins	Games	Avg	-1-	-2-	-3-	Total	New - Old	----> +/-	
Casey L. Allen	1692	18	94				0	94.00 - 94.00	= 0.00	
Livy R. Bailey	1738	30	57	72	45	68	185	58.27 - 57.93	= 0.34	185 - 171=14
Mark I. Baird	1641	12	136				0	136.75 - 136.75	= 0.00	
Braiden L. DaCruz	448	3	149	a139	a139	a139	417	149.33 - 149.33	= 0.00	
Cruz A. Evans	7581	57	133	122	123	144	389	132.83 - 133.00	= -0.17	389 - 399=-10
Ethen A. Frerichs	2561	27	94	97	102	78	277	94.60 - 94.85	= -0.25	277 - 282=-5
Amanda R. Hodges	6302	57	110	134	108	111	353	110.92 - 110.56	= 0.36	353 - 330=23
Justin M. Hodges	8333	57	146	171	146	138	455	146.47 - 146.19	= 0.27	455 - 438=17
Tyler J. Hodges	4822	48	100	104	107	91	302	100.47 - 100.46	= 0.01	302 - 300=2
Hayden Howard	1329	17	78	112	72	70	254	79.15 - 78.18	= 0.97	254 - 234=20
Blayne A. Johnson	4408	48	91	90	47	73	210	90.55 - 91.83	= -1.28	210 - 273=-63
Jacob M. Johnson	3229	45	71	65	78	62	205	71.54 - 71.76	= -0.21	205 - 213=-8
Jeremiah A. Johnson	5364	54	99	112	116	88	316	99.65 - 99.33	= 0.32	316 - 297=19
Turner H. Johnson	4295	39	110	77	85	84	246	108.12 - 110.13	= -2.01	246 - 330=-84
Colin A. Jones	2934	15	195				0	195.60 - 195.60	= 0.00	
Landon C. Kidd	3541	33	107	a97	a97	a97	291	107.30 - 107.30	= 0.00	
Tatum M. Kidd	2389	24	99	a89	a89	a89	267	99.54 - 99.54	= 0.00	
Josh Mashak	1181	18	65	72	61	78	211	66.29 - 65.61	= 0.67	211 - 195=16
Connor A. Pedersen	8773	51	172	180	232	155	567	172.96 - 172.02	= 0.94	567 - 516=51
Benny Sanchez	1288	23	56	55	65	69	189	56.81 - 56.00	= 0.81	189 - 168=21
Drey A. Sanchez	7505	51	147	171	122	168	461	147.52 - 147.16	= 0.36	461 - 441=20
Weston R. Sklenar	6595	60	109	83	125	150	358	110.37 - 109.92	= 0.45	358 - 327=31
Nathan Stott	1603	23	69	107	76	54	237	70.77 - 69.70	= 1.07	237 - 207=30
Keira R. Walburn	7437	60	123	135	111	101	347	123.56 - 123.95	= -0.39	347 - 369=-22

Hot Shots 2020-21

Tuesday 6:30 pm

Big Apple Fun Center

High Average Listing

<u>Name</u>	<u>True Average</u>	<u>Pins</u>	<u>Gms</u>	<u>To Raise Avg +1</u>	<u>To Drop Avg -1</u>
Colin A. Jones	195.60	2934	15	594	575
Connor A. Pedersen	172.96	9340	54	521	463
Braiden L. DaCruz	149.33	448	3	452	445
Drey A. Sanchez	147.52	7966	54	470	412
Justin M. Hodges	146.47	8788	60	473	409
Mark I. Baird	136.75	1641	12	414	398
Cruz A. Evans	132.83	7970	60	409	345
Keira R. Walburn	123.56	7784	63	400	333
Amanda R. Hodges	110.92	6655	60	338	274
Weston R. Sklenar	110.37	6953	63	373	306
Turner H. Johnson	108.12	4541	42	364	318
Landon C. Kidd	107.30	3541	33	347	310
Tyler J. Hodges	100.47	5124	51	330	275
Jeremiah A. Johnson	99.65	5680	57	320	259
Tatum M. Kidd	99.54	2389	24	311	283
Ethen A. Frerichs	94.60	2838	30	297	263
Casey L. Allen	94.00	1692	18	303	281
Blayne A. Johnson	90.55	4618	51	296	241
Hayden Howard	79.15	1583	20	257	233
Jacob M. Johnson	71.54	3434	48	238	186
Nathan Stott	70.77	1840	26	219	189
Josh Mashak	66.29	1392	21	216	191
Livy R. Bailey	58.27	1923	33	201	164
Benny Sanchez	56.81	1477	26	176	146

Hot Shots 2020-21

Tuesday 6:30 pm

Big Apple Fun Center

Lanes 13 - 18

* Bowlers listed must have a minimum of 21 games.

Note: This report includes information through April 20 which is Week 21 of 22

Most Improved Averages

<u>Name</u>	<u>True Average</u>	<u>Most Improved Avg</u>	<u>+/-</u>	<u>Name</u>	<u>True Average</u>	<u>Most Improved Avg</u>	<u>+/-</u>
Justin M. Hodges	146.47	120	+26.47	Amanda R. Hodges	110.92	104	+6.92
Drey A. Sanchez	147.52	125	+22.52	Blayne A. Johnson	90.55	84	+6.55
Connor A. Pedersen	172.96	152	+20.96	Weston R. Sklenar	110.37	107	+3.37
Jeremiah A. Johnson	99.65	83	+16.65	Ethen A. Frerichs	94.60	92	+2.60
Jacob M. Johnson	71.54	55	+16.54	Tatum M. Kidd	99.54	97	+2.54
Landon C. Kidd	107.30	94	+13.30	Tyler J. Hodges	100.47	98	+2.47
Cruz A. Evans	132.83	121	+11.83	Benny Sanchez	56.81	56	+0.81
Keira R. Walburn	123.56	112	+11.56	Turner H. Johnson	108.12	108	+0.12
Livy R. Bailey	58.27	49	+9.27	Josh Mashak	66.29	67	-0.71
Nathan Stott	70.77	62	+8.77				

Hot Shots 2020-21

Tuesday 6:30 pm

Big Apple Fun Center

Most Pins Over Average

Name	-----Old-----		Old				---Average Change---			Weekly Over Avg
	Pins	Games	Avg	-1-	-2-	-3-	Total	New - Old	----> +/-	Series Avg +/-
Connor A. Pedersen	8773	51	172	180	232	155	567	172.96 - 172.02	= 0.94	567 - 516=51
Weston R. Sklenar	6595	60	109	83	125	150	358	110.37 - 109.92	= 0.45	358 - 327=31
Nathan Stott	1603	23	69	107	76	54	237	70.77 - 69.70	= 1.07	237 - 207=30
Amanda R. Hodges	6302	57	110	134	108	111	353	110.92 - 110.56	= 0.36	353 - 330=23
Benny Sanchez	1288	23	56	55	65	69	189	56.81 - 56.00	= 0.81	189 - 168=21
Hayden Howard	1329	17	78	112	72	70	254	79.15 - 78.18	= 0.97	254 - 234=20
Drey A. Sanchez	7505	51	147	171	122	168	461	147.52 - 147.16	= 0.36	461 - 441=20
Jeremiah A. Johnson	5364	54	99	112	116	88	316	99.65 - 99.33	= 0.32	316 - 297=19
Justin M. Hodges	8333	57	146	171	146	138	455	146.47 - 146.19	= 0.27	455 - 438=17
Josh Mashak	1181	18	65	72	61	78	211	66.29 - 65.61	= 0.67	211 - 195=16
Livy R. Bailey	1738	30	57	72	45	68	185	58.27 - 57.93	= 0.34	185 - 171=14
Tyler J. Hodges	4822	48	100	104	107	91	302	100.47 - 100.46	= 0.01	302 - 300=2
Ethen A. Frerichs	2561	27	94	97	102	78	277	94.60 - 94.85	= -0.25	277 - 282=-5
Jacob M. Johnson	3229	45	71	65	78	62	205	71.54 - 71.76	= -0.21	205 - 213=-8
Cruz A. Evans	7581	57	133	122	123	144	389	132.83 - 133.00	= -0.17	389 - 399=-10
Keira R. Walburn	7437	60	123	135	111	101	347	123.56 - 123.95	= -0.39	347 - 369=-22
Blayne A. Johnson	4408	48	91	90	47	73	210	90.55 - 91.83	= -1.28	210 - 273=-63
Turner H. Johnson	4295	39	110	77	85	84	246	108.12 - 110.13	= -2.01	246 - 330=-84

Hot Shots 2020-21

Tuesday 6:30 pm

Big Apple Fun Center

Alphabetic League Bowler Contact List

USBC						Bowling		
ID Number	Name	Avg	Gms	Phone	Phone	E-mail	Hand	Sex
19-15496	Casey L. Allen	94	18	() - -	() - -		R	G
20-45188	Livy R. Bailey	58	33	() - -	() - -		R	G
11-686429	Mark I. Baird	136	12	() - -	() - -		R	B
20-29540	Braiden L. DaCruz	149	3	() - -	() - -		R	B
19-74071	Cruz A. Evans	132	60	() - -	() - -		R	B
20-45190	Ethen A. Frerichs	94	30	() - -	() - -		L	B
7914-36325	Amanda R. Hodges	110	60	() - -	() - -		R	G
11-718687	Justin M. Hodges	146	60	() - -	() - -		R	B
15-14591	Tyler J. Hodges	100	51	() - -	() - -		R	B
20-47631	Hayden Howard	79	20	() - -	() - -		R	B
18-25471	Blayne A. Johnson	90	51	() - -	() - -		R	B
18-25475	Jacob M. Johnson	71	48	() - -	() - -		R	B
17-36102	Jeremiah A. Johnson	99	57	() - -	() - -		R	B
18-25484	Turner H. Johnson	108	42	() - -	() - -		R	B
11-334486	Colin A. Jones	195	15	() - -	() - -		R	B
16-24939	Landon C. Kidd	107	33	() - -	() - -		R	B
7914-8395	Tatum M. Kidd	99	24	() - -	() - -		L	G
18-77238	Josh Mashak	66	21	() - -	() - -		R	B
11-385828	Connor A. Pedersen	172	54	() - -	() - -		R	B
20-47633	Benny Sanchez	56	26	() - -	() - -		R	B
17-7749	Drey A. Sanchez	147	54	() - -	() - -		R	B
18-36458	Weston R. Sklenar	110	63	() - -	() - -		R	B
20-47629	Nathan Stott	70	26	() - -	() - -		R	B
11-652838	Keira R. Walburn	123	63	() - -	() - -		R	G

Hot Shots 2020-21

Big Apple Fun Center

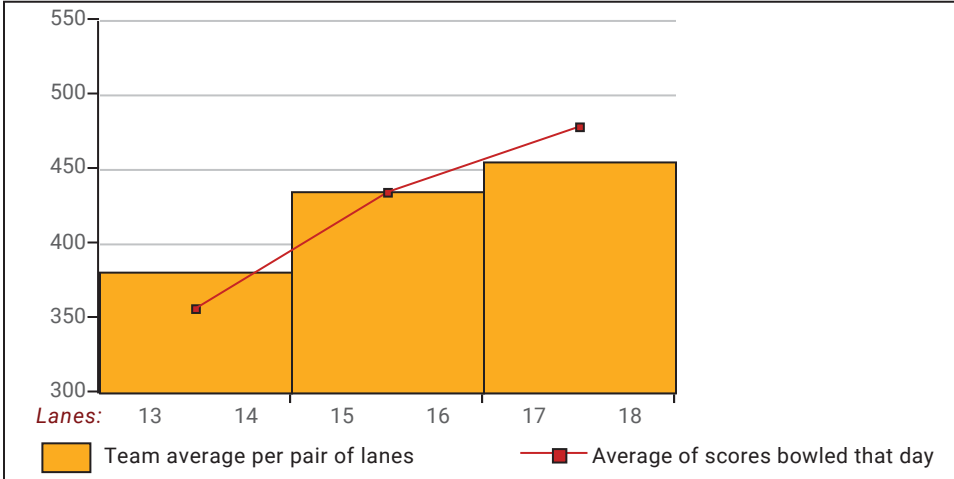
This report is for scores bowled April 20 which is Week 21 of 22

This Week's Statistics

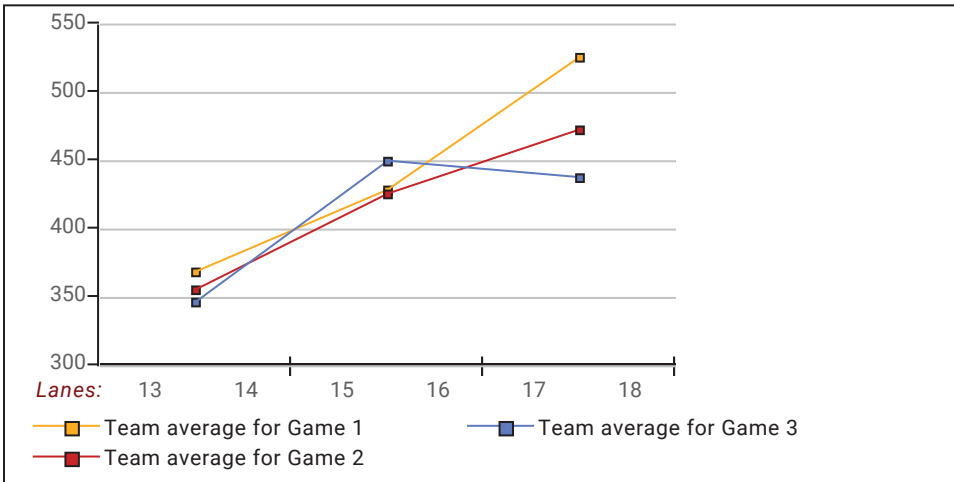
	Over All	Boys	Girls
How many people bowled	18	15	3
Number of games bowled	54	45	9
Actual average of week's scores	103.00	103.93	98.33
How many games above average	27	22	5
How many games below average	26	22	4
Pins above/below average per game	1.33	1.27	1.67
How many people raised average	12	10	2
by this amount	0.55	0.59	0.35
How many people went down	6	5	1
by this amount	-0.72	-0.79	-0.39
League average before bowling	102.14	103.08	97.48
League average after bowling	102.27	103.21	97.58
Change in league average	0.13	0.13	0.10
800s	--	--	--
775s	--	--	--
750s	--	--	--
725s	--	--	--
700s	--	--	--
675s	--	--	--
650s	--	--	--
625s	--	--	--
600s	--	--	--
575s	--	--	--
550s	1	1	--
525s	--	--	--
500s	--	--	--
475s	--	--	--
450s	2	2	--
425s	--	--	--
400s	--	--	--
below 400	15	12	3
300s	--	--	--
275s	--	--	--
250s	--	--	--
225s	1	1	--
200s	--	--	--
175s	1	1	--
150s	5	5	--
125s	6	4	2
100s	14	10	4
below 100	27	24	3

This report is for scores bowled April 20 which is Week 21 of 22

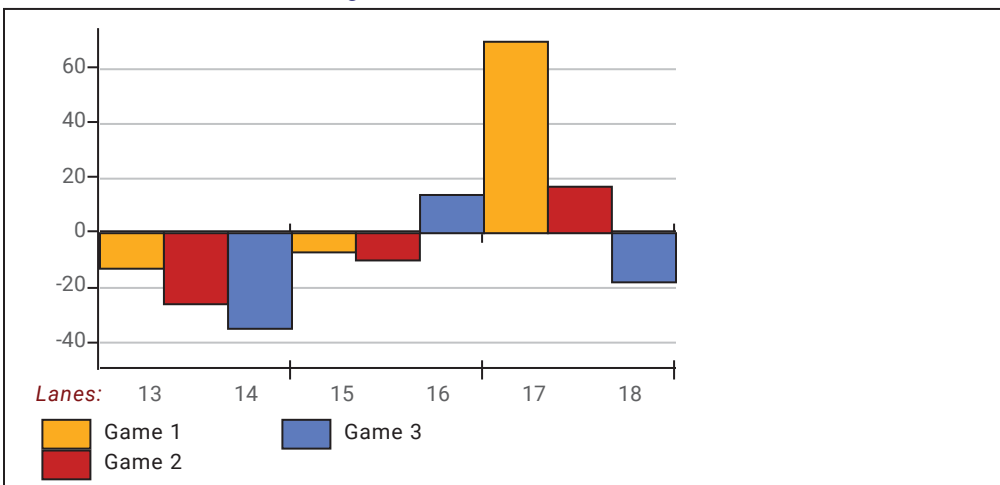
Team Average vs Avg of Scores



Average of Scores for Each Game

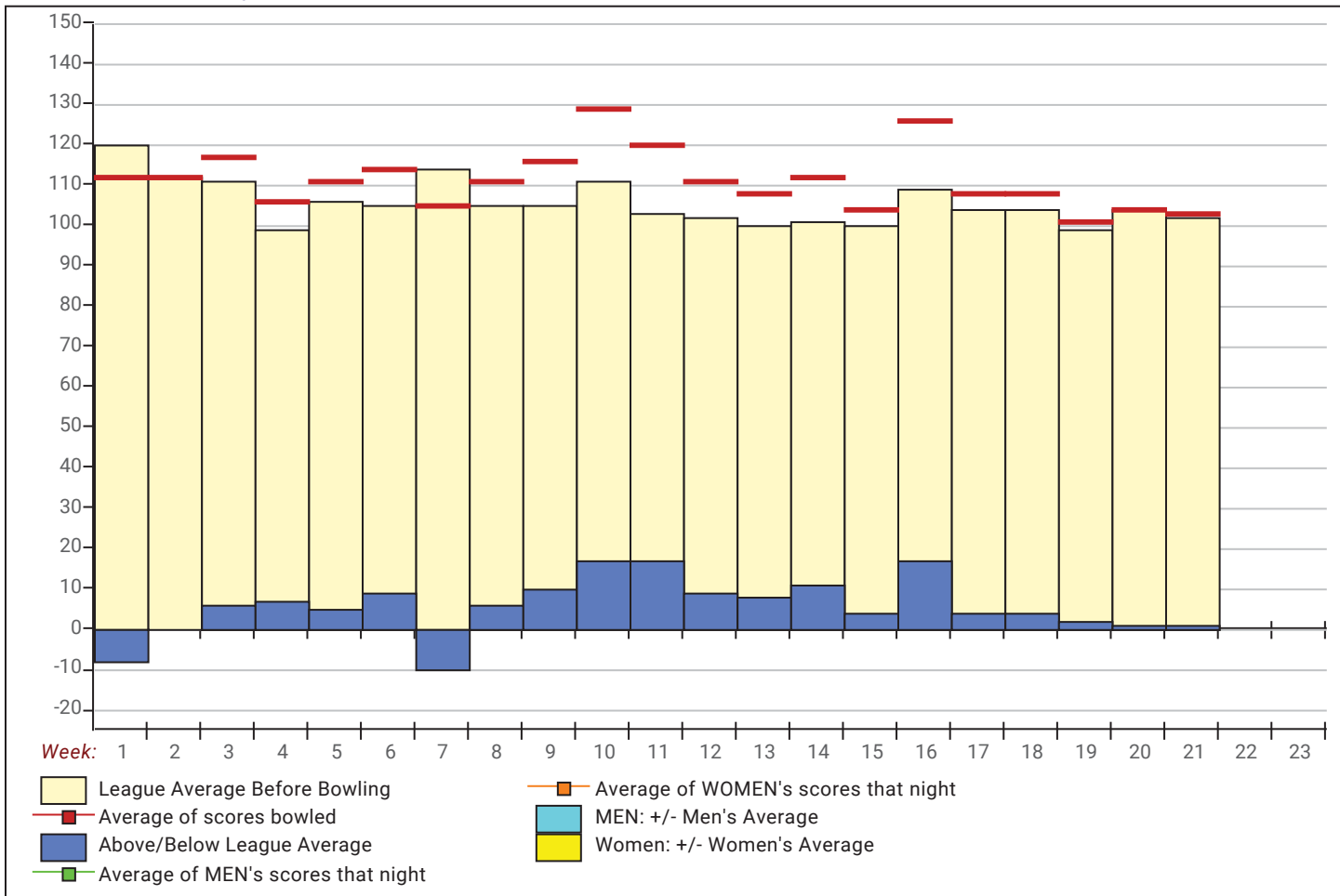


Amount Over/Under Team Average



This report is for scores bowled April 20 which is Week 21 of 22

League Average Week-by-Week



League Average Statistics for Last Week

	League	Right Hand	Left Hand
League Average Before Bowling	102.14	102.57	94.85
Average of scores bowled that night	103.00	103.63	92.33
New League Average After Bowling	102.27	102.72	94.60
Change in League Average	.13	.15	-.25
People Who Bowled Over Average	12	12	
People Who Bowled Under Average	6	5	1
Average Amount of Series Over Avg	22.00	22.00	
Average Amount of Series Under Avg	-32.00	-37.40	-5.00
Difference Avg, NiteAvg	1.33	1.51	-1.67
Number of Bowlers	18	17	1
Number of Games Bowled	54	51	3
People Who Raised Their Average	12	12	
Raised By an Average of This Amount	.55	.55	
People Who Lowered Their Average	6	5	1
Lowered By an Average of This Amou	-.72	-.81	-.25
Number of Games Bowled Over Avera	27	25	2
Number of Games Bowled Under Avera	26	25	1

Note: Averages are based only on people who bowled.

Hot Shots 2020-21

Tuesday 6:30 pm

Big Apple Fun Center

Lanes 13 - 18

If you have questions, please contact

Nick Kidd (308)627-6139 2006 12th Ave, Kearney, NE 68845
Send E-mail to: nickkidd1@yahoo.com

Note: This report includes information through April 20 which is Week 21 of 22

Awards Earned This Week

<u>Name</u>	<u>USBC ID Number</u>	<u>Award Average</u>	<u>Award Games</u>	<u>G1</u>	<u>G2</u>	<u>G3</u>	<u>Series</u>	<u>Award Score</u>	<u>Award Received</u>
Hayden Howard	20-47631 USBC	78	17	112	72	70	254	112	Youth 100 Game (Local Assoc. Awards)

Press Release -- 4/22/2021

4/20/2021 Week 21 of 22

Hot Shots 2020-21

Tuesday 6:30 pm

Big Apple Fun Center

Lanes 13 - 18

Team Standings

<u>Place</u>	<u>Team Name</u>	<u>Avg p/gm</u>	<u>Points Won</u>	<u>Points Lost</u>	<u>Year-To-Date WON</u>	<u>Y-T-D LOST</u>
1	Non 300 Club	626	35	9	35	9
2	The Strikers	396	28	16	28	16
3	Team 2	480	24	20	24	20
4	Team 1	382	16	28	16	28
5	Team 4	319	16	28	16	28
6	The Trio	422	13	31	13	31

Last Week's Top Scores

	<u>Scratch Game</u>	<u>Scratch Series</u>	<u>Handicap Game</u>	<u>Handicap Series</u>
Boys	232 Connor Pedersen	567 Connor Pedersen	260 Connor Pedersen	651 Connor Pedersen
	171 Justin Hodges	461 Drey Sanchez	241 Weston Sklenar	631 Weston Sklenar
	171 Drey Sanchez	455 Justin Hodges	238 Nathan Stott	630 Nathan Stott
	150 Weston Sklenar	389 Cruz Evans	234 Hayden Howard	621 Benny Sanchez
	144 Cruz Evans	358 Weston Sklenar	225 Justin Hodges	620 Hayden Howard
				620 Drey Sanchez
Girls	135 Keira Walburn	353 Amanda Hodges	224 Amanda Hodges	623 Amanda Hodges
	134 Amanda Hodges	347 Keira Walburn	215 Livy Bailey	614 Livy Bailey
	72 Livy Bailey	185 Livy Bailey	212 Keira Walburn	578 Keira Walburn