

Applette 2020-21

Thursday 6:30 pm

Big Apple Fun Center

Lanes 1 - 6

***** Have FUN! No points awarded this week! *****

President: Michelle Limbach Vice President: Rebecca McPherson

Secretary/Treasurer: Dena Washington

Team Standings

Place	#	Team Name	Points Won	Points Lost	%Won	Pins + HDCP	Scratch Pins	Year-To-Date WON	Y-T-D LOST	Y-T-D % WON
1	2	City Glass	110	25	81.5	35238	29943	110	25	81.5
2	4	J&J Repair	96	39	71.1	34207	25816	96	39	71.1
3	3	Joe's Honky Tonk	70½	64½	52.2	33581	23600	70½	64½	52.2
4	1	West Pharmaceutical	58	77	43.0	33097	20224	58	77	43.0
5	5	Turner Body Shop	55½	79½	41.1	33211	21790	55½	79½	41.1
6	6	Bye	15	120		0	0	15	120	11.1

Review of Last Week's Bowling.....

Lanes	Team Name	HDCP -1-	HDCP -2-	HDCP -3-	HDCP Total	Last Wk WON	Team Name	HDCP -1-	HDCP -2-	HDCP -3-	HDCP Total	Last Wk WON
1-2	City Glass	751	844	828	2423	7	J&J Repair	753	786	660	2199	2
3-4	Joe's Honky Tonk	716	794	753	2263	5	West Pharmaceutical	804	754	718	2276	4
5-6	Turner Body Shop	686	828	744	2258	7	Bye	0	0	0	0	2

Lane Assignments

1-2 3-4 5-6
 Wk16 12/24 No points Christmas
 Wk16 12/31 No points New Year's Day
 Wk16 01/07 3-6 2-4 5-1
 Wk17 01/14 5-4 6-1 2-3
 Wk18 01/21 2-1 4-3 6-5

Last Week's Top Scores

Team Scratch Game	Team Scratch Series	Team Handicap Game	Team Handicap Series
739 City Glass	2108 City Glass	844 City Glass	2423 City Glass
603 Turner Body Shop	1660 Joe's Honky Tonk	828 Turner Body Shop	2276 West Pharmaceuti
593 Joe's Honky Tonk	1608 J&J Repair	804 West Pharmaceutical	2263 Joe's Honky Tonk
589 J&J Repair	1583 Turner Body Shop	794 Joe's Honky Tonk	2258 Turner Body Shop
515 West Pharmaceutical	1409 West Pharmaceutical	786 J&J Repair	2199 J&J Repair
Scratch Game	Scratch Series	Handicap Game	Handicap Series
236 Rebecca McPherson	637 Rebecca McPherson	249 Rebecca McPherson	676 Rebecca McPherson
215 Michelle Limbach	581 Michelle Limbach	241 Michelle Limbach	659 Michelle Limbach
182 Dani Krotz	519 Krista Wiester	234 Lindsay McLaughlin	615 Krista Wiester
182 Krista Wiester	481 Dena Washington	224 Wanda Westphalen	613 Lindsay McLaughlin
179 Lindsay McLaughlin	462 Wanda Westphalen	220 Mandy Stubbs	607 Dena Washington
179 Wanda Westphalen	457 Dani Krotz	218 Dawn Chadrick	604 Dawn Chadrick
178 Mandy Stubbs	448 Lindsay McLaughlin	214 Dani Krotz	597 Wanda Westphalen
165 Dena Washington	416 Mandy Stubbs	214 Andrea Riessland	590 Trish Hancock
160 Beckie King	410 Trish Hancock	214 Bonnie Bautista	568 Misty Hasselquist
156 Misty Hasselquist	403 Misty Hasselquist	214 Krista Wiester	556 Andrea Riessland
			556 Bonnie Bautista

Season High Scores

Team Scratch Game	Team Scratch Series	Team Handicap Game	Team Handicap Series
753 City Glass	2129 City Glass	887 City Glass	2531 City Glass
629 J&J Repair	1807 J&J Repair	843 Turner Body Shop	2417 Joe's Honky Tonk
609 Joe's Honky Tonk	1724 Joe's Honky Tonk	837 Joe's Honky Tonk	2404 J&J Repair
603 Turner Body Shop	1583 Turner Body Shop	837 J&J Repair	2328 Turner Body Shop
521 West Pharmaceutical	1441 West Pharmaceutical	810 West Pharmaceutical	2326 West Pharmaceuti

Season High Scores - Continued

Scratch Game		Scratch Series		Handicap Game		Handicap Series	
257	Rebecca McPherson	637	Rebecca McPherson	273	Rebecca McPherson	678	Rebecca McPherson
226	Dani Krotz	581	Michelle Limbach	262	Dani Krotz	673	Dani Krotz
221	Michelle Limbach	570	Dani Krotz	248	Michelle Limbach	672	Michelle Limbach
207	Ann Graham	570	Ann Graham	247	Denae Washington	647	Denae Washington
203	Allie Moore	539	Krista Wiester	245	Ginny Compton	646	Mary Foltz
200	Denae Washington	525	Allie Moore	240	Rose Hemmingsen	641	Krista Wiester
197	Mandy Stubbs	506	Denae Washington	239	Mary Foltz	638	Lindsay McLaughlin
190	Krista Wiester	501	Jacquie Slagle	238	Mandy Stubbs	635	Rose Hemmingsen
189	Jacquie Slagle	494	Mandy Stubbs	236	Sheri Jorgensen	633	Ginny Compton
183	Beckie King	488	Beckie King	234	Lindsay McLaughlin	630	Ann Graham
						630	Wanda Westphalen

Team Rosters

1 - West Pharmaceutical

Name	Avg	HDCP	Pins	Gms	Points Won	High Game	High Sers	HDCP Game	HDCP Sers	Most Improved Avg +/-	To Raise Avg +1	To Drop Avg -1	Weekly Over Avg Series Avg +/-
Dawn Chadrick	92	86	1933	21	2.0	129	337	218	604	92 +0.05	299	274	337 - 264=73
Andrea Riessland	99	80	2385	24	4.0	133	346	222	616	98 +1.38	315	287	313 - 294=19
Jackie Hempstead	101	79	1518	15	2.0	142	326	218	554		318	299	
Jessica Goodrich	102	78	3084	30	3.5	149	352	227	586	100 +2.80	315	281	
Rose Hemmingsen	120	64	3974	33	5.0	175	440	240	635	117 +3.42	382	345	356 - 360=-4
Misty Hasselquist	131	55	3157	24	7.5	173	451	227	622	131 +0.54	407	379	403 - 393=10
Sheri Jorgensen	133	53	2802	21	6.0	182	447	236	624	133 +0.43	414	389	

2 - City Glass

Name	Avg	HDCP	Pins	Gms	Points Won	High Game	High Sers	HDCP Game	HDCP Sers	Most Improved Avg +/-	To Raise Avg +1	To Drop Avg -1	Weekly Over Avg Series Avg +/-
Denae Washington	148	41	5062	34	11.0	200	506	247	647	151 -2.12	451	413	481 - 441=40
Krista Wiester	160	32	6253	39	7.0	190	539	225	641	157 +3.33	509	466	519 - 477=42
Ann Graham	177	18	6935	39	16.0	207	570	226	630	172 +5.82	541	498	
Rebecca McPherson	185	12	8338	45	19.5	257	637	273	678	179 +6.29	590	541	637 - 549=88

3 - Joe's Honky Tonk

Name	Avg	HDCP	Pins	Gms	Points Won	High Game	High Sers	HDCP Game	HDCP Sers	Most Improved Avg +/-	To Raise Avg +1	To Drop Avg -1	Weekly Over Avg Series Avg +/-
Bonnie Bautista	96	83	3778	39	5.0	131	333	214	585	93 +3.87	296	253	307 - 288=19
Sheri Londer	98	81	2355	24	3.0	127	332	202	563	98 +0.13	318	290	
Ashley Bear	115	68	692	6		134	350	202	554		352	342	
Amanda Smallcomb	125	60	375	3	1.0	127	375	187	555		381	374	
Dani Krotz	160	32	6247	39	12.0	226	570	262	673	153 +7.18	515	472	457 - 480=-23
Michelle Limbach	169	24	7127	42	17.0	221	581	248	672	161 +8.69	523	477	581 - 501=80

4 - J&J Repair

Name	Avg	HDCP	Pins	Gms	Points Won	High Game	High Sers	HDCP Game	HDCP Sers	Most Improved Avg +/-	To Raise Avg +1	To Drop Avg -1	Weekly Over Avg Series Avg +/-
Mary Foltz	129	56	3098	24	5.5	179	466	239	646	129 +0.08	412	384	379 - 387=-8
Beth Carr	130	56	3140	24	8.0	177	440	230	628	132 -1.17	397	369	351 - 396=-45
Wanda Westphalen	144	44	6506	45	14.0	179	486	226	630	139 +5.58	454	405	462 - 429=33
Karen Lopez	146	43	2197	15	4.0	172	473	216	605		449	430	
Mandy Stubbs	146	43	4849	33	8.0	197	494	238	617	149 -2.06	443	406	416 - 441=-25
Jacquie Slagle	154	36	6026	39	12.5	189	501	222	609	156 -1.49	484	441	

5 - Turner Body Shop

Name	Avg	HDCP	Pins	Gms	Points Won	High Game	High Sers	HDCP Game	HDCP Sers	Most Improved Avg +/-	To Raise Avg +1	To Drop Avg -1	Weekly Over Avg Series Avg +/-
Ginny Compton	84	92	2795	33	5.5	148	342	245	633	78 +6.70	265	228	
Kira Hancock	121	63	4736	39	7.0	159	413	225	608	120 +1.44	388	345	348 - 363=-15
Trish Hancock	125	60	4533	36	9.0	159	410	219	590	122 +3.92	381	341	410 - 372=38
Lindsay McLaughlin	133	53	3611	27	6.0	179	458	234	638	131 +2.74	409	378	448 - 393=55
Beckie King	140	48	5045	36	6.0	183	488	228	614	146 -5.86	454	414	377 - 423=-46

6 - Bye

Temporary Substitutes

Name	Avg	HDCP	Pins	Gms	Points Won	High Game	High Sers	HDCP Game	HDCP Sers	Most Improved Avg +/-	To Raise Avg +1	To Drop Avg -1	Weekly Over Avg Series Avg +/-
Ashley Hancock	132	54	397	3		157	397	211	559		401	394	
Angie Hauserman	126	59	2270	18	4.0	156	406	213	592		397	375	
Shelli Krotz	120	64	362	3	1.0	125	362	189	554		364	357	
Allie Moore	173	21	1040	6	2.5	203	525	226	594		526	516	
Michelle Peterson	131	55	395	3	1.5	158	395	213	560		397	390	

High Individual Match Points

19.5	Rebecca McPherson	17	Michelle Limbach	16	Ann Graham
14	Wanda Westphalen	12.5	Jacquie Slagle	12	Dani Krotz
11	Denae Washington	9	Trish Hancock	8	Mandy Stubbs

Individual High Averages

185.29	Rebecca McPherson	177.82	Ann Graham	169.69	Michelle Limbach
160.33	Krista Wiester	160.18	Dani Krotz	154.51	Jacquie Slagle
148.88	Denae Washington	146.94	Mandy Stubbs	144.58	Wanda Westphalen

Most Improved Average

161 to 169.69 = +8.69	Michelle Limbach	153 to 160.18 = +7.18	Dani Krotz	78 to 84.70 = +6.70	Ginny Compton
179 to 185.29 = +6.29	Rebecca McPhers	172 to 177.82 = +5.82	Ann Graham	139 to 144.58 = +5.58	Wanda Westphale
122 to 125.92 = +3.92	Trish Hancock	93 to 96.87 = +3.87	Bonnie Bautista	117 to 120.42 = +3.42	Rose Hemmingse

Most Un-Improved Averages

146 to 140.14 = -5.86	Beckie King	151 to 148.88 = -2.12	Denae Washingto	149 to 146.94 = -2.06	Mandy Stubbs
156 to 154.51 = -1.49	Jacquie Slagle	132 to 130.83 = -1.17	Beth Carr	92 to 92.05 = +0.05	Dawn Chadrick
129 to 129.08 = +0.08	Mary Foltz	98 to 98.13 = +0.13	Sheri Londer	133 to 133.43 = +0.43	Sheri Jorgensen

Applette 2020-21

Big Apple Fun Center

Reprint of Scores -- Week 15

Lane 1 2 - City Glass Week 15 12/17/2020

Name	Old Avg	Old HDCP	-1-	-2-	-3-	Total	HDCP Total
Denae L. Washington	147	42	152	164	165	481	607
Krista K. Wiester	159	32	169	182	168	519	615
Ann M. Graham	177	18	a157	a157	a157	471	525
Rebecca L. McPherson	183	13	168	236	233	637	676
			====	====	====	====	====
Scratch Total			646	739	723	2108	2108
Handicap			105	105	105		315
Total			751	844	828	2108	2423
Team Points Won			0.0	1.0	1.0	3.0	3.0
Match Points Won			0.0	0.0	0.0	4.0	4.0
Total Points Won			0.0	1.0	1.0	7.0	7.0

Lane 3 3 - Joe's Honky Tonk Week 15 12/17/2020

Name	Old Avg	Old HDCP	-1-	-2-	-3-	Total	HDCP Total
Bonnie S. Bautista	96	83	67	131	109	307	556
Amanda B. Smallcomb	125	60	a105	a105	a105	315	495
Dani Krotz	160	32	152	182	123	457	553
Michelle L. Limbach	167	26	191	175	215	581	659
			====	====	====	====	====
Scratch Total			515	593	552	1660	1660
Handicap			201	201	201		603
Total			716	794	753	1660	2263
Team Points Won			0.0	1.0	1.0	2.0	2.0
Match Points Won			0.0	0.0	0.0	3.0	3.0
Total Points Won			0.0	1.0	1.0	5.0	5.0

Lane 5 5 - Turner Body Shop Week 15 12/17/2020

Name	Old Avg	Old HDCP	-1-	-2-	-3-	Total	HDCP Total
Kira L. Hancock	121	63	98	136	114	348	537
Trish R. Hancock	124	60	133	128	149	410	590
Lindsay L. McLaughlin	131	55	127	179	142	448	613
Beckie S. King	141	47	103	160	114	377	518
			====	====	====	====	====
Scratch Total			461	603	519	1583	1583
Handicap			225	225	225		675
Total			686	828	744	1583	2258
Team Points Won			0.0	1.0	1.0	3.0	3.0
Match Points Won			0.0	0.0	0.0	4.0	4.0
Total Points Won			0.0	1.0	1.0	7.0	7.0

Lane 2 4 - J&J Repair Week 15 12/17/2020

Name	Old Avg	Old HDCP	-1-	-2-	-3-	Total	HDCP Total
Mary A. Foltz	129	56	133	127	119	379	547
Beth A. Carr	132	54	126	105	120	351	513
Wanda M. Westphalen	143	45	164	179	119	462	597
Mandy D. Stubbs	147	42	133	178	105	416	542
			====	====	====	====	====
Scratch Total			556	589	463	1608	1608
Handicap			197	197	197		591
Total			753	786	660	1608	2199
Team Points Won			1.0	0.0	0.0	1.0	1.0
Match Points Won			0.0	0.0	0.0	1.0	1.0
Total Points Won			1.0	0.0	0.0	2.0	2.0

Lane 4 1 - West Pharmaceutical Week 15 12/17/2020

Name	Old Avg	Old HDCP	-1-	-2-	-3-	Total	HDCP Total
Dawn M. Chadrick	88	89	83	125	129	337	604
Andrea C. Riessland	98	81	133	86	94	313	556
Rose Hemmingsen	120	64	143	130	83	356	548
Misty M. Hasselquist	131	55	156	124	123	403	568
			====	====	====	====	====
Scratch Total			515	465	429	1409	1409
Handicap			289	289	289		867
Total			804	754	718	1409	2276
Team Points Won			1.0	0.0	0.0	2.0	2.0
Match Points Won			0.0	0.0	0.0	2.0	2.0
Total Points Won			1.0	0.0	0.0	4.0	4.0

Lane 6 6 - Bye Week 15 12/17/2020

Name	Old Avg	Old HDCP	-1-	-2-	-3-	Total	HDCP Total
No one bowled							

Applette 2020-21

Thursday 6:30 pm

Big Apple Fun Center

Match Points Won (This Week) -- Week 15

Lane 1 2 - City Glass

Name	Last Wk Won	Last Wk Lost	HDCP -1-	HDCP -2-	HDCP -3-	HDCP Total
Denae L. Washington	1.0		194	206	207	607
Krista K. Wiester	1.0		201	214	200	615
Ann M. Graham		1.0	a175	a175	a175	525
Rebecca L. McPherson	2.0		181	249	246	676

Lane 2 4 - J&J Repair

Name	Last Wk Won	Last Wk Lost	HDCP -1-	HDCP -2-	HDCP -3-	HDCP Total
Mary A. Foltz		1.0	189	183	175	547
Beth A. Carr		1.0	180	159	174	513
Wanda M. Westphalen	1.0		209	224	164	597
Mandy D. Stubbs		1.0	175	220	147	542

Lane 3 3 - Joe's Honky Tonk

Name	Last Wk Won	Last Wk Lost	HDCP -1-	HDCP -2-	HDCP -3-	HDCP Total
Bonnie S. Bautista		1.0	150	214	192	556
Amanda B. Smallcomb		1.0	a165	a165	a165	495
Dani Krotz	1.0		184	214	155	553
Michelle L. Limbach	2.0		217	201	241	659

Lane 4 1 - West Pharmaceutical

Name	Last Wk Won	Last Wk Lost	HDCP -1-	HDCP -2-	HDCP -3-	HDCP Total
Dawn M. Chadrick	1.0		172	214	218	604
Andrea C. Riessland	1.0		214	167	175	556
Rose Hemmingsen		1.0	207	194	147	548
Misty M. Hasselquist		1.0	211	179	178	568

Lane 5 5 - Turner Body Shop

Name	Last Wk Won	Last Wk Lost	HDCP -1-	HDCP -2-	HDCP -3-	HDCP Total
Kira L. Hancock	1.0		161	199	177	537
Trish R. Hancock	1.0		193	188	209	590
Lindsay L. McLaughlin	2.0		182	234	197	613
Beckie S. King		1.0	150	207	161	518

Lane 6 6 - Bye

Name	Last Wk Won	Last Wk Lost	HDCP -1-	HDCP -2-	HDCP -3-	HDCP Total

Applette 2020-21

Thursday 6:30 pm

Big Apple Fun Center

Match Points Won (Total for Year)

Name	Avg	Gms	Points		%Won	Name	Avg	Gms	Points		%Won
			Won	Lost					Won	Lost	
Rebecca L. McPherson	185	45	19.5	3.0	86.67%	Mary A. Foltz	129	24	5.5	3.0	64.71%
Michelle L. Limbach	169	42	17.0	4.0	80.95%	Rose Hemmingsen	120	33	5.0	7.0	41.67%
Ann M. Graham	177	39	16.0	2.0	88.89%	Bonnie S. Bautista	96	39	5.0	9.0	35.71%
Wanda M. Westphalen	144	45	14.0	3.0	82.35%	Andrea C. Riessland	99	24	4.0	4.0	50.00%
Jacque L. Slagle	154	39	12.5	4.0	75.76%	Karen L. Lopez	146	15	4.0	1.0	80.00%
Dani Krotz	160	39	12.0	8.0	60.00%	Angie C. Hauserman	126	18	4.0	2.0	66.67%
Denae L. Washington	148	34	11.0	2.0	84.62%	Jessica J. Goodrich	102	30	3.5	6.5	35.00%
Trish R. Hancock	125	36	9.0	3.0	75.00%	Sheri J. Londer	98	24	3.0	5.0	37.50%
Mandy D. Stubbs	146	33	8.0	5.0	61.54%	Allie E. Moore	173	6	2.5		100.00%
Beth A. Carr	130	24	8.0	1.0	88.89%	Jackie K. Hempstead	101	15	2.0	4.0	33.33%
Misty M. Hasselquist	131	24	7.5	3.0	71.43%	Dawn M. Chadrick	92	21	2.0	5.0	28.57%
Kira L. Hancock	121	39	7.0	6.0	53.85%	Michelle J. Peterson	131	3	1.5	1.0	60.00%
Krista K. Wiester	160	39	7.0	7.0	50.00%	Amanda B. Smallcomb	125	3	1.0	2.0	33.33%
Beckie S. King	140	36	6.0	9.0	40.00%	Shelli Krotz	120	3	1.0		100.00%
Sheri L. Jorgensen	133	21	6.0	4.0	60.00%	Ashley D. Bear	115	6		4.0	0.00%
Lindsay L. McLaughlin	133	27	6.0	5.0	54.55%	Ashley K. Hancock	132	3		1.0	0.00%
Ginny Compton	84	33	5.5	5.5	50.00%						

Applette 2020-21

Thursday 6:30 pm

Big Apple Fun Center

Change in Average

Name	-----Old-----		Old			Total	---Average Change---			Weekly Over Avg Series Avg +/-
	Pins	Games	Avg	-1-	-2-		-3-	New - Old	----> +/-	
Bonnie S. Bautista	3471	36	96	67	131	109	307	96.87 - 96.42 =	0.46	307 - 288=19
Ashley D. Bear	692	6	115				0	115.33 - 115.33 =	0.00	
Beth A. Carr	2789	21	132	126	105	120	351	130.83 - 132.81 =	-1.98	351 - 396=-45
Dawn M. Chadrick	1596	18	88	83	125	129	337	92.05 - 88.67 =	3.38	337 - 264=73
Ginny Compton	2795	33	84				0	84.70 - 84.70 =	0.00	
Mary A. Foltz	2719	21	129	133	127	119	379	129.08 - 129.48 =	-0.39	379 - 387=-8
Jessica J. Goodrich	3084	30	102				0	102.80 - 102.80 =	0.00	
Ann M. Graham	6935	39	177	a157	a157	a157	471	177.82 - 177.82 =	0.00	
Ashley K. Hancock	397	3	132				0	132.33 - 132.33 =	0.00	
Kira L. Hancock	4388	36	121	98	136	114	348	121.44 - 121.89 =	-0.45	348 - 363=-15
Trish R. Hancock	4123	33	124	133	128	149	410	125.92 - 124.94 =	0.98	410 - 372=38
Misty M. Hasselquist	2754	21	131	156	124	123	403	131.54 - 131.14 =	0.40	403 - 393=10
Angie C. Hauserman	2270	18	126				0	126.11 - 126.11 =	0.00	
Rose Hemmingsen	3618	30	120	143	130	83	356	120.42 - 120.60 =	-0.18	356 - 360=-4
Jackie K. Hempstead	1518	15	101				0	101.20 - 101.20 =	0.00	
Sheri L. Jorgensen	2802	21	133				0	133.43 - 133.43 =	0.00	
Beckie S. King	4668	33	141	103	160	114	377	140.14 - 141.45 =	-1.32	377 - 423=-46
Dani Krotz	5790	36	160	152	182	123	457	160.18 - 160.83 =	-0.65	457 - 480=-23
Shelli Krotz	362	3	120				0	120.67 - 120.67 =	0.00	
Michelle L. Limbach	6546	39	167	191	175	215	581	169.69 - 167.85 =	1.84	581 - 501=80
Sheri J. Londer	2355	24	98				0	98.13 - 98.13 =	0.00	
Karen L. Lopez	2197	15	146				0	146.47 - 146.47 =	0.00	
Lindsay L. McLaughlin	3163	24	131	127	179	142	448	133.74 - 131.79 =	1.95	448 - 393=55
Rebecca L. McPherson	7701	42	183	168	236	233	637	185.29 - 183.36 =	1.93	637 - 549=88
Allie E. Moore	1040	6	173				0	173.33 - 173.33 =	0.00	
Michelle J. Peterson	395	3	131				0	131.67 - 131.67 =	0.00	
Andrea C. Riessland	2072	21	98	133	86	94	313	99.38 - 98.67 =	0.71	313 - 294=19
Jacque L. Slagle	6026	39	154				0	154.51 - 154.51 =	0.00	
Amanda B. Smallcomb	375	3	125	a105	a105	a105	315	125.00 - 125.00 =	0.00	
Mandy D. Stubbs	4433	30	147	133	178	105	416	146.94 - 147.77 =	-0.83	416 - 441=-25
Denae L. Washington	4581	31	147	152	164	165	481	148.88 - 147.77 =	1.11	481 - 441=40
Wanda M. Westphalen	6044	42	143	164	179	119	462	144.58 - 143.90 =	0.67	462 - 429=33
Krista K. Wiester	5734	36	159	169	182	168	519	160.33 - 159.28 =	1.06	519 - 477=42

Applette 2020-21

Thursday 6:30 pm

Big Apple Fun Center

High Average Listing

<u>Name</u>	<u>True Average</u>	<u>Pins</u>	<u>Gms</u>	<u>To Raise Avg +1</u>	<u>To Drop Avg -1</u>
Rebecca L. McPherson	185.29	8338	45	590	541
Ann M. Graham	177.82	6935	39	541	498
Allie E. Moore	173.33	1040	6	526	516
Michelle L. Limbach	169.69	7127	42	523	477
Krista K. Wiester	160.33	6253	39	509	466
Dani Krotz	160.18	6247	39	515	472
Jacquie L. Slagle	154.51	6026	39	484	441
Denae L. Washington	148.88	5062	34	451	413
Mandy D. Stubbs	146.94	4849	33	443	406
Karen L. Lopez	146.47	2197	15	449	430
Wanda M. Westphalen	144.58	6506	45	454	405
Beckie S. King	140.14	5045	36	454	414
Lindsay L. McLaughlin	133.74	3611	27	409	378
Sheri L. Jorgensen	133.43	2802	21	414	389
Ashley K. Hancock	132.33	397	3	401	394
Michelle J. Peterson	131.67	395	3	397	390
Misty M. Hasselquist	131.54	3157	24	407	379
Beth A. Carr	130.83	3140	24	397	369
Mary A. Foltz	129.08	3098	24	412	384
Angie C. Hauserman	126.11	2270	18	397	375
Trish R. Hancock	125.92	4533	36	381	341
Amanda B. Smallcomb	125.00	375	3	381	374
Kira L. Hancock	121.44	4736	39	388	345
Shelli Krotz	120.67	362	3	364	357
Rose Hemmingsen	120.42	3974	33	382	345
Ashley D. Bear	115.33	692	6	352	342
Jessica J. Goodrich	102.80	3084	30	315	281
Jackie K. Hempstead	101.20	1518	15	318	299
Andrea C. Riessland	99.38	2385	24	315	287
Sheri J. Londer	98.13	2355	24	318	290
Bonnie S. Bautista	96.87	3778	39	296	253
Dawn M. Chadrick	92.05	1933	21	299	274
Ginny Compton	84.70	2795	33	265	228

Applette 2020-21

Thursday 6:30 pm

Big Apple Fun Center

Lanes 1 - 6

* Bowlers listed must have a minimum of 21 games.

Note: This report includes information through December 17 which is Week 15 of 31

Most Improved Averages

<u>Name</u>	<u>True Average</u>	<u>Most Improved Avg</u>	<u>+/-</u>	<u>Name</u>	<u>True Average</u>	<u>Most Improved Avg</u>	<u>+/-</u>
Michelle L. Limbach	169.69	161	+8.69	Kira L. Hancock	121.44	120	+1.44
Dani Krotz	160.18	153	+7.18	Andrea C. Riessland	99.38	98	+1.38
Ginny Compton	84.70	78	+6.70	Misty M. Hasselquist	131.54	131	+0.54
Rebecca L. McPherson	185.29	179	+6.29	Sheri L. Jorgensen	133.43	133	+0.43
Ann M. Graham	177.82	172	+5.82	Sheri J. Londer	98.13	98	+0.13
Wanda M. Westphalen	144.58	139	+5.58	Mary A. Foltz	129.08	129	+0.08
Trish R. Hancock	125.92	122	+3.92	Dawn M. Chadrick	92.05	92	+0.05
Bonnie S. Bautista	96.87	93	+3.87	Beth A. Carr	130.83	132	-1.17
Rose Hemmingsen	120.42	117	+3.42	Jacquie L. Slagle	154.51	156	-1.49
Krista K. Wiester	160.33	157	+3.33	Mandy D. Stubbs	146.94	149	-2.06
Jessica J. Goodrich	102.80	100	+2.80	Denae L. Washington	148.88	151	-2.12
Lindsay L. McLaughlin	133.74	131	+2.74	Beckie S. King	140.14	146	-5.86

Applette 2020-21

Thursday 6:30 pm

Big Apple Fun Center

Most Pins Over Average

Name	-----Old-----		Old				---Average Change---			Weekly Over Avg	
	Pins	Games	Avg	-1-	-2-	-3-	Total	New - Old	----> +/-	Series Avg +/-	
Rebecca L. McPherson	7701	42	183	168	236	233	637	185.29	- 183.36	= 1.93	637 - 549=88
Michelle L. Limbach	6546	39	167	191	175	215	581	169.69	- 167.85	= 1.84	581 - 501=80
Dawn M. Chadrick	1596	18	88	83	125	129	337	92.05	- 88.67	= 3.38	337 - 264=73
Lindsay L. McLaughlin	3163	24	131	127	179	142	448	133.74	- 131.79	= 1.95	448 - 393=55
Krista K. Wiester	5734	36	159	169	182	168	519	160.33	- 159.28	= 1.06	519 - 477=42
Denae L. Washington	4581	31	147	152	164	165	481	148.88	- 147.77	= 1.11	481 - 441=40
Trish R. Hancock	4123	33	124	133	128	149	410	125.92	- 124.94	= 0.98	410 - 372=38
Wanda M. Westphalen	6044	42	143	164	179	119	462	144.58	- 143.90	= 0.67	462 - 429=33
Andrea C. Riessland	2072	21	98	133	86	94	313	99.38	- 98.67	= 0.71	313 - 294=19
Bonnie S. Bautista	3471	36	96	67	131	109	307	96.87	- 96.42	= 0.46	307 - 288=19
Misty M. Hasselquist	2754	21	131	156	124	123	403	131.54	- 131.14	= 0.40	403 - 393=10
Rose Hemmingsen	3618	30	120	143	130	83	356	120.42	- 120.60	= -0.18	356 - 360=-4
Mary A. Foltz	2719	21	129	133	127	119	379	129.08	- 129.48	= -0.39	379 - 387=-8
Kira L. Hancock	4388	36	121	98	136	114	348	121.44	- 121.89	= -0.45	348 - 363=-15
Dani Krotz	5790	36	160	152	182	123	457	160.18	- 160.83	= -0.65	457 - 480=-23
Mandy D. Stubbs	4433	30	147	133	178	105	416	146.94	- 147.77	= -0.83	416 - 441=-25
Beth A. Carr	2789	21	132	126	105	120	351	130.83	- 132.81	= -1.98	351 - 396=-45
Beckie S. King	4668	33	141	103	160	114	377	140.14	- 141.45	= -1.32	377 - 423=-46

Applette 2020-21

Thursday 6:30 pm

Big Apple Fun Center

Alphabetic League Bowler Contact List

USBC							Bowling		
ID Number	Name	Avg	Gms	Phone	Phone	E-mail	Hand	Sex	
9726-4207	Bonnie S. Bautista	96	39	(308)293-7057	() - -	bnnbautista@gmail.com	R	W	
4132-1447	Ashley D. Bear	115	6	(308)293-0058	() - -	bear_ashley@hotmail.com	R	W	
4132-45	Beth A. Carr	130	24	(308)293-1455	() - -	bacarr63@yahoo.com	R	W	
9726-4246	Dawn M. Chadrick	92	21	(308)293-1374	() - -	chadrickdm@yahoo.com	R	W	
9726-4247	Ginny Compton	84	33	(308)233-7827	() - -	comptonginny@yahoo.com	R	W	
4132-44	Mary A. Foltz	129	24	(308)440-6238	() - -	maryfoltz63@yahoo.com	R	W	
9726-4248	Jessica J. Goodrich	102	30	(308)293-4682	(308)440-4060	dancefun25@yahoo.com	R	W	
4132-1398	Ann M. Graham	177	39	(308)293-6554	() - -	annstones86@gmail.com	R	W	
4137-6870	Ashley K. Hancock	132	3	(308)440-5829	() - -	asherisabella21@gmail.com	R	W	
4132-797	Kira L. Hancock	121	39	(308)440-2128	() - -	kirahancock@gmail.com	R	W	
4132-665	Trish R. Hancock	125	36	(308)440-6787	() - -	trhancock85@gmail.com	R	W	
4132-1526	Misty M. Hasselquist	131	24	(308)293-1336	() - -	mistyh@live.com	R	W	
4132-100	Angie C. Hauserman	126	18	(308)234-9280	() - -		R	W	
4132-405	Rose Hemmingsen	120	33	(308)293-3565	() - -	grammerose@hotmail.com	R	W	
9726-4119	Jackie K. Hempstead	101	15	(308)627-1291	() - -	jkwelton79@gmail.com	R	W	
4132-407	Sheri L. Jorgensen	133	21	(308)293-2930	() - -	sherijorgensen55@gmail.com	R	W	
4132-64	Beckie S. King	140	36	(308)238-1305	() - -		R	W	
4132-1351	Dani Krotz	160	39	(308)440-9799	(308)627-5650		R	W	
4132-768	Shellie Krotz	120	3	(308)627-5650	() - -	mrkrotz@yahoo.com	R	W	
4132-94	Michelle L. Limbach	169	42	(308)627-5811	() - -	mickibach@yahoo.com	R	W	
9726-4261	Sheri J. Londer	98	24	(308)293-9934	() - -		R	W	
4132-372	Karen L. Lopez	146	15	(308)237-3804	(308)293-9643	kllopez61@gmail.com	R	W	
4132-846	Lindsay L. McLaughlin	133	27	(308)627-2109	() - -	lvtwobowl@hotmail.com	R	W	
6197-339	Rebecca L. McPherson	185	45	(402)984-0342	() - -	rebecca.konate@outlook.com	R	W	
4132-1405	Allie E. Moore	173	6	(308)224-7641	() - -	allie.moore21@yahoo.com	R	W	
4132-1524	Michelle J. Peterson	131	3	(308)224-4904	(308)455-8668	njanep17@gmail.com	R	W	
9726-4102	Andrea C. Riessland	99	24	(308)627-4855	() - -	bariessland@hotmail.com	R	W	
4132-42	Jacquie L. Slagle	154	39	(308)233-2584	() - -	jacquieslagle@hotmail.com	R	W	
4132-866	Amanda B. Smallcomb	125	3	(308)440-0895	() - -	amanda.smallcomb@gmail.com	R	W	
4132-492	Mandy D. Stubbs	146	33	(308)440-6847	() - -	mdcrlie@yahoo.com	R	W	
4132-448	Denae L. Washington	148	34	(308)293-1236	() - -	kuhldenae@yahoo.com	R	W	
4132-373	Wanda M. Westphalen	144	45	(308)237-5056	(308)224-9862	wandawestphalen@hotmail.com	R	W	
8092-36738	Krista K. Wiester	160	39	(402)677-7680	() - -	wiesterk@hotmail.com	R	W	

Applette 2020-21

Big Apple Fun Center

This report is for scores bowled December 17 which is Week 15 of 31

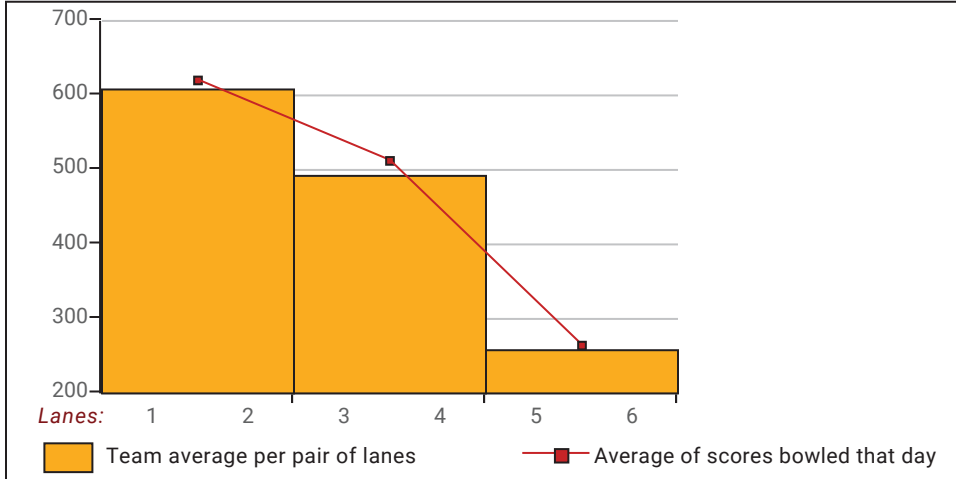
This Week's Statistics: Lefties vs Righties

Unless designated left handed, bowlers are considered right handed.

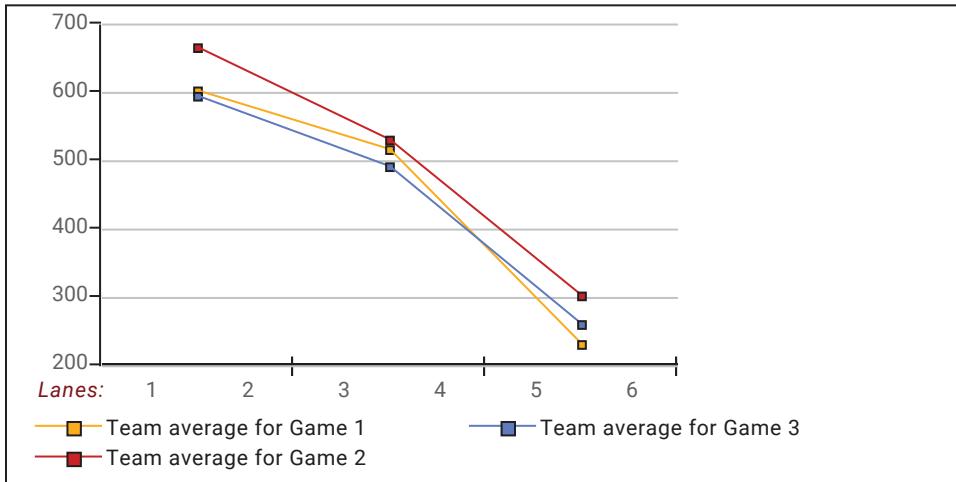
	Over All	Right	Left
How many people bowled	18	18	0
Number of games bowled	54	54	0
Actual average of week's scores	140.41	140.41	0.00
How many games above average	31	31	0
How many games below average	23	23	0
Pins above/below average per game	6.13	6.13	0.00
How many people raised average	11	11	--
by this amount	1.32	1.32	0.00
How many people went down	7	7	--
by this amount	-0.83	-0.83	0.00
League average before bowling	134.92	134.92	0.00
League average after bowling	135.41	135.41	0.00
Change in league average	0.48	0.48	0.00
800s	--	--	--
775s	--	--	--
750s	--	--	--
725s	--	--	--
700s	--	--	--
675s	--	--	--
650s	--	--	--
625s	1	1	--
600s	--	--	--
575s	1	1	--
550s	--	--	--
525s	--	--	--
500s	1	1	--
475s	1	1	--
450s	2	2	--
425s	1	1	--
400s	3	3	--
below 400	8	8	--
300s	--	--	--
275s	--	--	--
250s	--	--	--
225s	2	2	--
200s	1	1	--
175s	7	7	--
150s	10	10	--
125s	16	16	--
100s	12	12	--
below 100	6	6	--

This report is for scores bowled December 17 which is Week 15 of 31

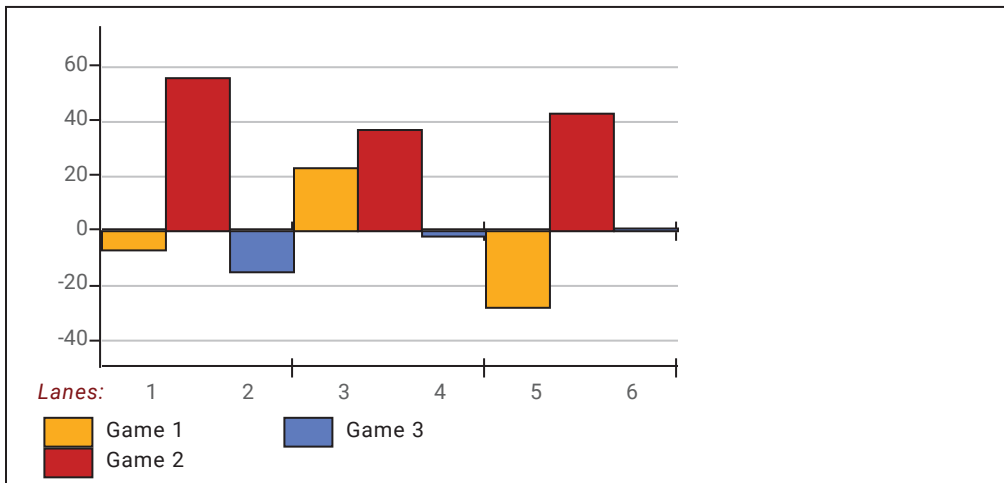
Team Average vs Avg of Scores



Average of Scores for Each Game

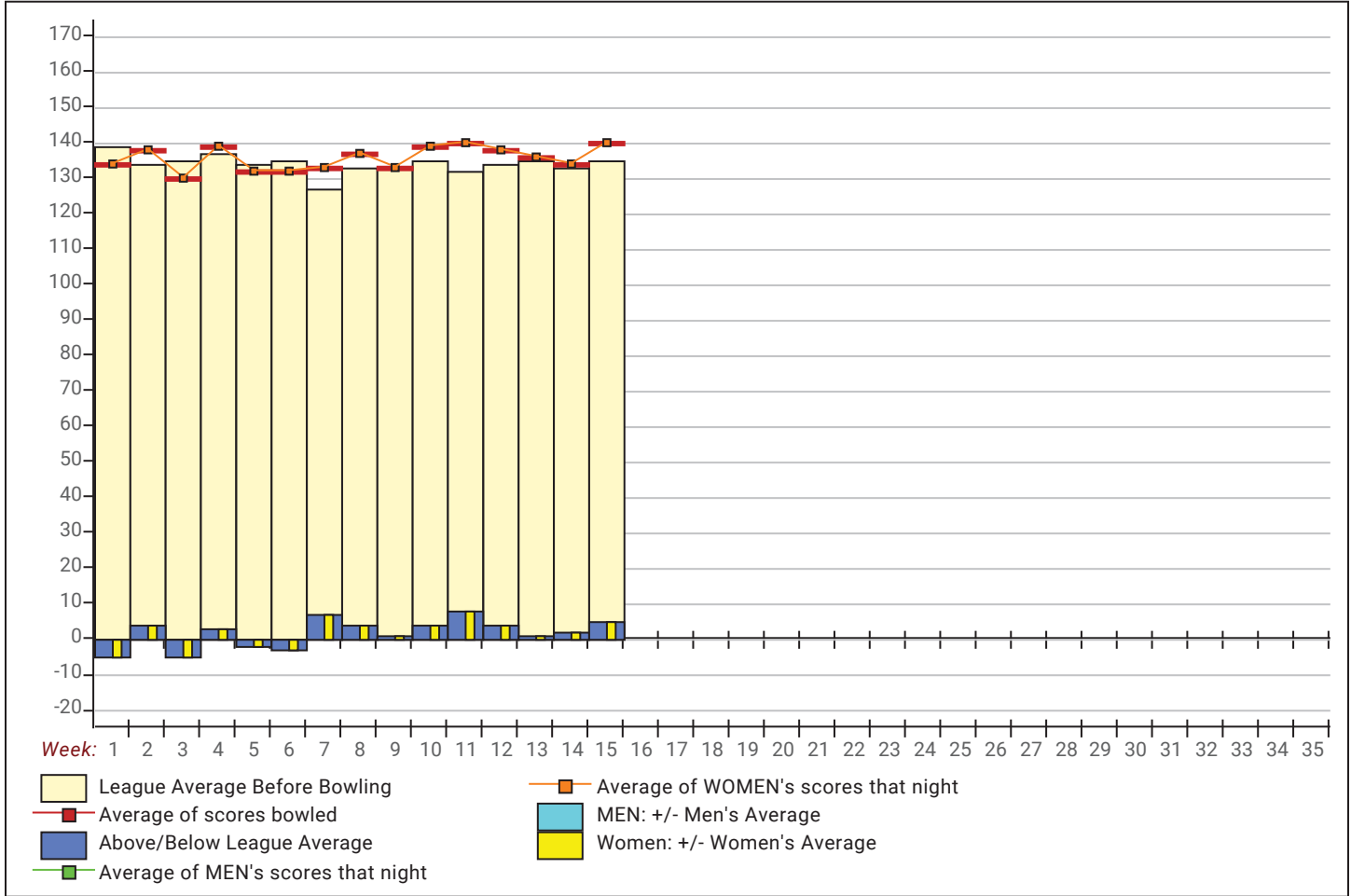


Amount Over/Under Team Average



This report is for scores bowled December 17 which is Week 15 of 31

League Average Week-by-Week



League Average Statistics for Last Week

	League	Right Hand	Left Hand
League Average Before Bowling	134.92	134.92	
Average of scores bowled that night	140.41	140.41	
New League Average After Bowling	135.41	135.41	
Change in League Average	.48	.48	
People Who Bowled Over Average	11	11	
People Who Bowled Under Average	7	7	
Average Amount of Series Over Avg	45.18	45.18	
Average Amount of Series Under Avg	-23.71	-23.71	
Difference Avg, NiteAvg	6.13	6.13	
Number of Bowlers	18	18	
Number of Games Bowled	54	54	
People Who Raised Their Average	11	11	
Raised By an Average of This Amount	1.32	1.32	
People Who Lowered Their Average	7	7	
Lowered By an Average of This Amou	-.83	-.83	
Number of Games Bowled Over Avera	31	31	
Number of Games Bowled Under Avera	23	23	

Note: Averages are based only on people who bowled.

Applette 2020-21

Thursday 6:30 pm

Big Apple Fun Center

Lanes 1 - 6

If you have questions, please contact

Denae Washington (308)293-1236 4406 G Avenue, Kearney, NE 68847
Send E-mail to: kuhldenae@yahoo.com

Note: This report includes information through December 17 which is Week 15 of 31

Awards Earned This Week

Name	USBC ID Number	Award Average	Award Games	G1	G2	G3	Series	Award Score	Award Received
Bonnie S. Bautista	9726-4207 USBC	96	36	67	131	109	307	131	125 Game (Local Assoc. Awards)
Lindsay L. McLaughlin	4132-846 USBC	131	24	127	179	142	448	179	175 Game (Local Assoc. Awards)
Rebecca L. McPherson	6197-339 USBC	183	42	168	236	233	637	236	225 Game (Local Assoc. Awards)
	6197-339 USBC	183	42	168	236	233	637	233	225 Game (Local Assoc. Awards)
Andrea C. Riessland	9726-4102 USBC	98	21	133	86	94	313	133	125 Game (Local Assoc. Awards)

Press Release -- 12/18/2020

12/17/2020 Week 15 of 31

Applette 2020-21

Thursday 6:30 pm

Big Apple Fun Center

Lanes 1 - 6

***** Have FUN! No points awarded this week! *****

Team Standings

Place	Team Name	Avg p/gm	Points Won	Points Lost	Year-To-Date WON	Y-T-D LOST
1	City Glass	665	110	25	110	25
2	J&J Repair	573	96	39	96	39
3	Joe's Honky Tonk	524	70½	64½	70½	64½
4	West Pharmaceutical	449	58	77	58	77
5	Turner Body Shop	484	55½	79½	55½	79½
6	Bye		15	120	15	120

***** Although not shown, standings are determined by points only for the current part**

Last Week's Top Scores

Scratch Game		Scratch Series		Handicap Game		Handicap Series	
236	Rebecca McPherson	637	Rebecca McPherson	249	Rebecca McPherson	676	Rebecca McPherson
215	Michelle Limbach	581	Michelle Limbach	241	Michelle Limbach	659	Michelle Limbach
182	Dani Krotz	519	Krista Wiester	234	Lindsay McLaughlin	615	Krista Wiester
182	Krista Wiester	481	Denae Washington	224	Wanda Westphalen	613	Lindsay McLaughlin
179	Lindsay McLaughlin	462	Wanda Westphalen	220	Mandy Stubbs	607	Denae Washington
179	Wanda Westphalen	457	Dani Krotz	218	Dawn Chadrick	604	Dawn Chadrick
178	Mandy Stubbs	448	Lindsay McLaughlin	214	Dani Krotz	597	Wanda Westphalen
165	Denae Washington	416	Mandy Stubbs	214	Andrea Riessland	590	Trish Hancock
160	Beckie King	410	Trish Hancock	214	Bonnie Bautista	568	Misty Hasselquist
156	Misty Hasselquist	403	Misty Hasselquist	214	Krista Wiester	556	Andrea Riessland
						556	Bonnie Bautista

Applette 2020-21

Thursday 6:30 pm

Big Apple Fun Center

Lanes 15 - 20

President: Michelle Limbach Vice President: Rebecca McPherson
Secretary/Treasurer: Dena Washington

Team Standings

Place	#	Team Name	Points Won	Points Lost	%Won	Pins + HDCP	Scratch Pins	Avg p/gm	Year-To-Date WON	Y-T-D LOST	Y-T-D % WON
1	2	City Glass	109	26	80.7	71367	62028	689	219	51	81.1
2	3	Joe's Honky Tonk	86½	48½	64.1	67911	48450	538	157	113	58.1
3	5	Turner Body Shop	83½	51½	61.9	67191	44790	497	139	131	51.5
4	4	J&J Repair	56½	78½	41.9	68185	51340	570	152½	117½	56.5
5	1	West Pharmaceutical	52½	82½	38.9	66265	40834	453	110½	159½	40.9
6	6	Bye	17	118		0	0		32	238	11.8

Review of Last Week's Bowling.....

Lanes	Team Name	HDCP -1-	HDCP -2-	HDCP -3-	HDCP Total	Last Wk WON	Team Name	HDCP -1-	HDCP -2-	HDCP -3-	HDCP Total	Last Wk WON
15-16	City Glass	783	798	757	2338	2	<---> Joe's Honky Tonk	813	779	855	2447	7
17-18	Turner Body Shop	804	823	785	2412	7	<---> J&J Repair	740	697	776	2213	2
19-20	West Pharmaceutical	810	812	730	2352	9	<---> Bye	0	0	0	0	0

Last Week's Top Scores

Team Scratch Game		Team Scratch Series		Team Handicap Game		Team Handicap Series	
711	City Glass	2077	City Glass	855	Joe's Honky Tonk	2447	Joe's Honky Tonk
658	Joe's Honky Tonk	1856	Joe's Honky Tonk	823	Turner Body Shop	2412	Turner Body Shop
598	J&J Repair	1701	Turner Body Shop	812	West Pharmaceutical	2352	West Pharmaceuti
586	Turner Body Shop	1679	J&J Repair	798	City Glass	2338	City Glass
537	West Pharmaceutical	1527	West Pharmaceutical	776	J&J Repair	2213	J&J Repair
Scratch Game		Scratch Series		Handicap Game		Handicap Series	
226	Michelle Limbach	599	Michelle Limbach	247	Michelle Limbach	662	Michelle Limbach
196	Dani Krotz	557	Krista Wiester	233	Wanda Westphalen	637	Ginny Compton
194	Krista Wiester	525	Ann Graham	231	Dani Krotz	626	Krista Wiester
189	Ann Graham	525	Rebecca McPherson	229	Beckie King	625	Sheri Londer
189	Wanda Westphalen	505	Dani Krotz	222	Dawn Chadrick	614	Beckie King
187	Rebecca McPherson	470	Dena Washington	221	Ginny Compton	610	Dani Krotz
180	Beckie King	467	Beckie King	219	Sheri Londer	605	Dawn Chadrick
171	Dena Washington	461	Wanda Westphalen	217	Krista Wiester	601	Jessica Goodrich
158	Lindsay McLaughlin	436	Lindsay McLaughlin	213	Jessica Goodrich	593	Wanda Westphalen
155	Ashley Hancock	419	Sheri Jorgensen	209	Ashley Hancock	584	Dena Washington
				209	Dena Washington		

Season High Scores

Team Scratch Game		Team Scratch Series		Team Handicap Game		Team Handicap Series	
789	City Glass	2285	City Glass	910	J&J Repair	2531	City Glass
714	J&J Repair	1890	J&J Repair	890	City Glass	2478	J&J Repair
659	Joe's Honky Tonk	1856	Joe's Honky Tonk	858	Joe's Honky Tonk	2447	Joe's Honky Tonk
603	Turner Body Shop	1701	Turner Body Shop	843	Turner Body Shop	2412	Turner Body Shop
540	West Pharmaceutical	1527	West Pharmaceutical	814	West Pharmaceutical	2352	West Pharmaceuti
Scratch Game		Scratch Series		Handicap Game		Handicap Series	
266	Rebecca McPherson	689	Rebecca McPherson	279	Michelle Limbach	728	Michelle Limbach
255	Michelle Limbach	656	Michelle Limbach	278	Rebecca McPherson	722	Rebecca McPherson
226	Dani Krotz	598	Krista Wiester	262	Dani Krotz	691	Krista Wiester
221	Ann Graham	587	Ann Graham	247	Dena Washington	673	Dani Krotz
218	Krista Wiester	570	Dani Krotz	245	Krista Wiester	654	Dena Washington
204	Dena Washington	534	Dena Washington	239	Jacquie Slagle	644	Ann Graham
201	Jacquie Slagle	529	Jacquie Slagle	239	Ann Graham	643	Jacquie Slagle
183	Beckie King	488	Beckie King	230	Trish Hancock	631	Kira Hancock
170	Trish Hancock	448	Kira Hancock	229	Beckie King	614	Beckie King
162	Kira Hancock	428	Trish Hancock	225	Kira Hancock	608	Trish Hancock

Bowlers must have completed a minimum of 68 games to be eligible for any league award.

Team Rosters**1 - West Pharmaceutical**

Name	Avg	HDCP	Pins	Gms	Points Won	High Game	High Sers	HDCP Game	HDCP Sers	Most Improved Avg +/-	To Raise Avg +1	To Drop Avg -1	Weekly Over Avg Series Avg +/-
Dawn Chadrick	99	80	4478	45	6.5	157	363	240	621	92 +7.51	322	273	362 - 294=68
Jackie Hempstead	101	79	3364	33	6.0	143	350	221	590	101 +0.94	308	271	
Jessica Goodrich	103	77	5287	51	6.5	149	367	227	601	100 +3.67	329	274	367 - 306=61
Andrea Riessland	104	76	6299	60	10.0	150	412	232	658	98 +6.98	316	252	
Rose Hemmingsen	120	64	6158	51	8.0	175	440	240	635	117 +3.75	376	321	379 - 360=19
Misty Hasselquist	123	61	6296	51	11.5	173	451	227	622	131 -7.55	400	345	
Sheri Jorgensen	135	52	6504	48	12.0	194	495	247	654	133 +2.50	432	380	419 - 405=14

2 - City Glass

Name	Avg	HDCP	Pins	Gms	Points Won	High Game	High Sers	HDCP Game	HDCP Sers	Most Improved Avg +/-	To Raise Avg +1	To Drop Avg -1	Weekly Over Avg Series Avg +/-
Denae Washington	152	38	11121	73	19.5	204	534	247	654	151 +1.34	507	430	470 - 456=14
Krista Wiester	172	22	13934	81	24.0	218	598	245	691	157 +15.02	598	513	557 - 513=44
Ann Graham	177	18	14388	81	27.0	221	587	239	644	172 +5.63	564	479	525 - 531=-6
Rebecca McPherson	190	8	17118	90	39.0	266	689	278	722	179 +11.20	645	551	525 - 570=-45

3 - Joe's Honky Tonk

Name	Avg	HDCP	Pins	Gms	Points Won	High Game	High Sers	HDCP Game	HDCP Sers	Most Improved Avg +/-	To Raise Avg +1	To Drop Avg -1	Weekly Over Avg Series Avg +/-
Bonnie Bautista	100	80	6020	60	9.0	136	357	218	603	93 +7.33	343	279	
Sheri Londer	107	74	6751	63	9.0	157	414	237	654	98 +9.16	377	310	397 - 315=82
Ashley Bear	118	65	3206	27	5.0	137	378	204	579	118 +0.74	364	333	355 - 354=1
Amanda Smallcomb	125	60	375	3	1.0	127	375	187	555		381	374	
Dani Krotz	157	34	13192	84	25.0	226	570	262	673	153 +4.05	554	466	505 - 468=37
Michelle Limbach	174	20	14159	81	36.5	255	656	279	728	161 +13.80	541	456	599 - 519=80

4 - J&J Repair

Name	Avg	HDCP	Pins	Gms	Points Won	High Game	High Sers	HDCP Game	HDCP Sers	Most Improved Avg +/-	To Raise Avg +1	To Drop Avg -1	Weekly Over Avg Series Avg +/-
Mary Foltz	126	59	6448	51	7.0	180	472	239	646	129 -2.57	410	355	
Beth Carr	130	56	8588	66	12.0	180	449	236	628	132 -1.88	451	381	387 - 390=-3
Wanda Westphalen	145	44	9634	66	22.0	189	500	233	632	139 +6.97	440	370	461 - 435=26
Karen Lopez	148	41	3573	24	8.0	191	491	234	620	150 -1.13	450	422	418 - 450=-32
Mandy Stubbs	150	40	9928	66	16.0	211	520	253	643	149 +1.42	491	421	
Jacque Slagle	151	39	12726	84	18.5	201	529	239	643	156 -4.50	498	410	413 - 456=-43

5 - Turner Body Shop

Name	Avg	HDCP	Pins	Gms	Points Won	High Game	High Sers	HDCP Game	HDCP Sers	Most Improved Avg +/-	To Raise Avg +1	To Drop Avg -1	Weekly Over Avg Series Avg +/-
Ginny Compton	95	84	6275	66	16.0	148	382	245	637	78 +17.08	349	279	382 - 279=103
Kira Hancock	123	61	8923	72	13.0	162	448	225	631	120 +3.93	377	301	
Trish Hancock	124	60	8975	72	14.0	170	428	230	608	122 +2.65	400	324	
Lindsay McLaughlin	138	49	9141	66	21.0	179	493	234	652	131 +7.50	450	380	436 - 414=22
Beckie King	138	49	9990	72	14.0	183	488	229	614	146 -7.25	435	359	467 - 414=53

6 - Bye**Temporary Substitutes**

Name	Avg	HDCP	Pins	Gms	Points Won	High Game	High Sers	HDCP Game	HDCP Sers	Most Improved Avg +/-	To Raise Avg +1	To Drop Avg -1	Weekly Over Avg Series Avg +/-
Ashley Hancock	135	52	813	6		157	416	211	578		411	401	416 - 396=20
Angie Hauserman	127	58	4590	36	6.0	159	443	219	623	126 +1.50	402	362	
Shelli Krotz	120	64	362	3	1.0	125	362	189	554		364	357	
Allie Moore	178	17	2681	15	5.5	203	555	226	613		541	522	
Michelle Peterson	131	55	395	3	1.5	158	395	213	560		397	390	

High Individual Match Points

39	Rebecca McPherson	36.5	Michelle Limbach	27	Ann Graham
25	Dani Krotz	24	Krista Wiester	19.5	Denae Washington
18.5	Jacque Slagle	14	Beckie King	14	Trish Hancock

Individual High Averages

190.20	Rebecca McPherson	177.63	Ann Graham	174.80	Michelle Limbach
172.02	Krista Wiester	157.05	Dani Krotz	152.34	Denae Washington
151.50	Jacque Slagle	138.75	Beckie King	124.65	Trish Hancock

Most Improved Average

157 to 172.02 = +15.02	Krista Wiester	161 to 174.80 = +13.80	Michelle Limbach	179 to 190.20 = +11.20	Rebecca McPhers
172 to 177.63 = +5.63	Ann Graham	153 to 157.05 = +4.05	Dani Krotz	120 to 123.93 = +3.93	Kira Hancock
122 to 124.65 = +2.65	Trish Hancock	151 to 152.34 = +1.34	Denae Washingto	156 to 151.50 = -4.50	Jacque Slagle

Most Un-Improved Averages

131 to 123.45 = -7.55	Misty Hasselquist	146 to 138.75 = -7.25	Beckie King	156 to 151.50 = -4.50	Jacque Slagle
129 to 126.43 = -2.57	Mary Foltz	132 to 130.12 = -1.88	Beth Carr	150 to 148.88 = -1.13	Karen Lopez
118 to 118.74 = +0.74	Ashley Bear	101 to 101.94 = +0.94	Jackie Hempstead	151 to 152.34 = +1.34	Denae Washingto

Applette 2020-21

Big Apple Fun Center

Reprint of Scores -- Week 30

Lane 15 2 - City Glass Week 30 4/22/2021

Name	Old	Old	HDCP				
	Avg	HDCP	-1-	-2-	-3-	Total	Total
Denae L. Washington	152	38	154	171	145	470	584
Krista K. Wiester	171	23	186	194	177	557	626
Ann M. Graham	177	18	189	159	177	525	579
Rebecca L. McPherson	190	8	167	187	171	525	549
			====	====	====	====	====
Scratch Total			696	711	670	2077	2077
Handicap			87	87	87		261
Total			783	798	757	2077	2338
Team Points Won			0.0	1.0	0.0	1.0	1.0
Match Points Won			0.0	0.0	0.0	1.0	1.0
Total Points Won			0.0	1.0	0.0	2.0	2.0

Lane 17 5 - Turner Body Shop Week 30 4/22/2021

Name	Old	Old	HDCP				
	Avg	HDCP	-1-	-2-	-3-	Total	Total
Ginny Compton	93	85	136	115	131	382	637
Ashley K. Hancock	132	54	137	155	124	416	578
Lindsay L. McLaughlin	138	49	142	136	158	436	583
Beckie S. King	138	49	152	180	135	467	614
			====	====	====	====	====
Scratch Total			567	586	548	1701	1701
Handicap			237	237	237		711
Total			804	823	785	1701	2412
Team Points Won			1.0	1.0	1.0	4.0	4.0
Match Points Won			0.0	0.0	0.0	3.0	3.0
Total Points Won			1.0	1.0	1.0	7.0	7.0

Lane 19 1 - West Pharmaceutical Week 30 4/22/2021

Name	Old	Old	HDCP				
	Avg	HDCP	-1-	-2-	-3-	Total	Total
Dawn M. Chadrick	98	81	141	132	89	362	605
Jessica J. Goodrich	102	78	135	120	112	367	601
Rose Hemmingsen	120	64	120	142	117	379	571
Sheri L. Jorgensen	135	52	139	143	137	419	575
			====	====	====	====	====
Scratch Total			535	537	455	1527	1527
Handicap			275	275	275		825
Total			810	812	730	1527	2352
Team Points Won			1.0	1.0	1.0	4.0	4.0
Match Points Won			0.0	0.0	0.0	5.0	5.0
Total Points Won			1.0	1.0	1.0	9.0	9.0

Lane 16 3 - Joe's Honky Tonk Week 30 4/22/2021

Name	Old	Old	HDCP				
	Avg	HDCP	-1-	-2-	-3-	Total	Total
Sheri J. Londer	105	76	143	121	133	397	625
Ashley D. Bear	118	65	113	116	126	355	550
Dani Krotz	156	35	136	196	173	505	610
Michelle L. Limbach	173	21	224	149	226	599	662
			====	====	====	====	====
Scratch Total			616	582	658	1856	1856
Handicap			197	197	197		591
Total			813	779	855	1856	2447
Team Points Won			1.0	0.0	1.0	3.0	3.0
Match Points Won			0.0	0.0	0.0	4.0	4.0
Total Points Won			1.0	0.0	1.0	7.0	7.0

Lane 18 4 - J&J Repair Week 30 4/22/2021

Name	Old	Old	HDCP				
	Avg	HDCP	-1-	-2-	-3-	Total	Total
Beth A. Carr	130	56	134	120	133	387	555
Wanda M. Westphalen	145	44	156	116	189	461	593
Karen L. Lopez	150	40	136	139	143	418	538
Jacquie L. Slagle	152	38	136	144	133	413	527
			====	====	====	====	====
Scratch Total			562	519	598	1679	1679
Handicap			178	178	178		534
Total			740	697	776	1679	2213
Team Points Won			0.0	0.0	0.0	0.0	0.0
Match Points Won			0.0	0.0	0.0	2.0	2.0
Total Points Won			0.0	0.0	0.0	2.0	2.0

Lane 20 6 - Bye Week 30 4/22/2021

Name	Old	Old	HDCP				
	Avg	HDCP	-1-	-2-	-3-	Total	Total
No one bowled							

Applette 2020-21

Thursday 6:30 pm

Big Apple Fun Center

Match Points Won (This Week) -- Week 30

Lane 15 2 - City Glass

Name	Last Wk Won	Last Wk Lost	HDCP -1-	HDCP -2-	HDCP -3-	HDCP Total
Denae L. Washington		1.0	192	209	183	584
Krista K. Wiester	1.0		209	217	200	626
Ann M. Graham		1.0	207	177	195	579
Rebecca L. McPherson		1.0	175	195	179	549

Lane 16 3 - Joe's Honky Tonk

Name	Last Wk Won	Last Wk Lost	HDCP -1-	HDCP -2-	HDCP -3-	HDCP Total
Sheri J. Londer	1.0		219	197	209	625
Ashley D. Bear		1.0	178	181	191	550
Dani Krotz	1.0		171	231	208	610
Michelle L. Limbach	2.0		245	170	247	662

Lane 17 5 - Turner Body Shop

Name	Last Wk Won	Last Wk Lost	HDCP -1-	HDCP -2-	HDCP -3-	HDCP Total
Ginny Compton	1.0		221	200	216	637
Ashley K. Hancock		1.0	191	209	178	578
Lindsay L. McLaughlin	1.0		191	185	207	583
Beckie S. King	1.0		201	229	184	614

Lane 18 4 - J&J Repair

Name	Last Wk Won	Last Wk Lost	HDCP -1-	HDCP -2-	HDCP -3-	HDCP Total
Beth A. Carr		1.0	190	176	189	555
Wanda M. Westphalen	2.0		200	160	233	593
Karen L. Lopez		1.0	176	179	183	538
Jacquie L. Slagle		1.0	174	182	171	527

Lane 19 1 - West Pharmaceutical

Name	Last Wk Won	Last Wk Lost	HDCP -1-	HDCP -2-	HDCP -3-	HDCP Total
Dawn M. Chadrick	1.0		222	213	170	605
Jessica J. Goodrich	1.0		213	198	190	601
Rose Hemmingsen	1.0		184	206	181	571
Sheri L. Jorgensen	2.0		191	195	189	575

Lane 20 6 - Bye

Name	Last Wk Won	Last Wk Lost	HDCP -1-	HDCP -2-	HDCP -3-	HDCP Total
------	-------------	--------------	----------	----------	----------	------------

Applette 2020-21

Thursday 6:30 pm

Big Apple Fun Center

Match Points Won (Total for Year)

Name	Avg	Gms	Points		%Won	Name	Avg	Gms	Points		%Won
			Won	Lost					Won	Lost	
Rebecca L. McPherson	190	90	39.0	6.5	85.71%	Andrea C. Riessland	104	60	10.0	10.0	50.00%
Michelle L. Limbach	174	81	36.5	8.5	81.11%	Sheri J. Londer	107	63	9.0	13.0	40.91%
Ann M. Graham	177	81	27.0	7.0	79.41%	Bonnie S. Bautista	100	60	9.0	13.0	40.91%
Dani Krotz	157	84	25.0	12.0	67.57%	Rose Hemmingsen	120	51	8.0	10.0	44.44%
Krista K. Wiester	172	81	24.0	8.0	75.00%	Karen L. Lopez	148	24	8.0	2.0	80.00%
Wanda M. Westphalen	145	66	22.0	4.0	84.62%	Mary A. Foltz	126	51	7.0	10.5	40.00%
Lindsay L. McLaughlin	138	66	21.0	8.0	72.41%	Dawn M. Chadrick	99	45	6.5	8.5	43.33%
Denae L. Washington	152	73	19.5	7.5	72.22%	Jessica J. Goodrich	103	51	6.5	10.5	38.24%
Jacquie L. Slagle	151	84	18.5	14.0	56.92%	Jackie K. Hempstead	101	33	6.0	7.0	46.15%
Mandy D. Stubbs	150	66	16.0	11.0	59.26%	Angie C. Hauserman	127	36	6.0	6.0	50.00%
Ginny Compton	95	66	16.0	6.0	72.73%	Allie E. Moore	178	15	5.5		100.00%
Beckie S. King	138	72	14.0	14.0	50.00%	Ashley D. Bear	118	27	5.0	6.0	45.45%
Trish R. Hancock	124	72	14.0	11.0	56.00%	Michelle J. Peterson	131	3	1.5	1.0	60.00%
Kira L. Hancock	123	72	13.0	11.0	54.17%	Amanda B. Smallcomb	125	3	1.0	2.0	33.33%
Sheri L. Jorgensen	135	48	12.0	9.0	57.14%	Shelli Krotz	120	3	1.0		100.00%
Beth A. Carr	130	66	12.0	11.0	52.17%	Ashley K. Hancock	135	6		2.0	0.00%
Misty M. Hasselquist	123	51	11.5	9.0	56.10%						

Applette 2020-21

Thursday 6:30 pm

Big Apple Fun Center

Change in Average

Name	-----Old-----		Old				---Average Change---			Weekly Over Avg
	Pins	Games	Avg	-1-	-2-	-3-	Total	New - Old	---> +/-	Series Avg +/-
Bonnie S. Bautista	6020	60	100				0	100.33 - 100.33	= 0.00	
Ashley D. Bear	2851	24	118	113	116	126	355	118.74 - 118.79	= -0.05	355 - 354=1
Beth A. Carr	8201	63	130	134	120	133	387	130.12 - 130.17	= -0.05	387 - 390=-3
Dawn M. Chadrick	4116	42	98	141	132	89	362	99.51 - 98.00	= 1.51	362 - 294=68
Ginny Compton	5893	63	93	136	115	131	382	95.08 - 93.54	= 1.54	382 - 279=103
Mary A. Foltz	6448	51	126				0	126.43 - 126.43	= 0.00	
Jessica J. Goodrich	4920	48	102	135	120	112	367	103.67 - 102.50	= 1.17	367 - 306=61
Ann M. Graham	13863	78	177	189	159	177	525	177.63 - 177.73	= -0.10	525 - 531=-6
Ashley K. Hancock	397	3	132	137	155	124	416	135.50 - 132.33	= 3.17	416 - 396=20
Kira L. Hancock	8923	72	123				0	123.93 - 123.93	= 0.00	
Trish R. Hancock	8975	72	124				0	124.65 - 124.65	= 0.00	
Misty M. Hasselquist	6296	51	123				0	123.45 - 123.45	= 0.00	
Angie C. Hauserman	4590	36	127				0	127.50 - 127.50	= 0.00	
Rose Hemmingsen	5779	48	120	120	142	117	379	120.75 - 120.40	= 0.35	379 - 360=19
Jackie K. Hempstead	3364	33	101				0	101.94 - 101.94	= 0.00	
Sheri L. Jorgensen	6085	45	135	139	143	137	419	135.50 - 135.22	= 0.28	419 - 405=14
Beckie S. King	9523	69	138	152	180	135	467	138.75 - 138.01	= 0.74	467 - 414=53
Dani Krotz	12687	81	156	136	196	173	505	157.05 - 156.63	= 0.42	505 - 468=37
Shelli Krotz	362	3	120				0	120.67 - 120.67	= 0.00	
Michelle L. Limbach	13560	78	173	224	149	226	599	174.80 - 173.85	= 0.96	599 - 519=80
Sheri J. Londer	6354	60	105	143	121	133	397	107.16 - 105.90	= 1.26	397 - 315=82
Karen L. Lopez	3155	21	150	136	139	143	418	148.88 - 150.24	= -1.36	418 - 450=-32
Lindsay L. McLaughlin	8705	63	138	142	136	158	436	138.50 - 138.17	= 0.33	436 - 414=22
Rebecca L. McPherson	16593	87	190	167	187	171	525	190.20 - 190.72	= -0.52	525 - 570=-45
Allie E. Moore	2681	15	178				0	178.73 - 178.73	= 0.00	
Michelle J. Peterson	395	3	131				0	131.67 - 131.67	= 0.00	
Andrea C. Riessland	6299	60	104				0	104.98 - 104.98	= 0.00	
Jacque L. Slagle	12313	81	152	136	144	133	413	151.50 - 152.01	= -0.51	413 - 456=-43
Amanda B. Smallcomb	375	3	125				0	125.00 - 125.00	= 0.00	
Mandy D. Stubbs	9928	66	150				0	150.42 - 150.42	= 0.00	
Denae L. Washington	10651	70	152	154	171	145	470	152.34 - 152.16	= 0.19	470 - 456=14
Wanda M. Westphalen	9173	63	145	156	116	189	461	145.97 - 145.60	= 0.37	461 - 435=26
Krista K. Wiester	13377	78	171	186	194	177	557	172.02 - 171.50	= 0.52	557 - 513=44

Applette 2020-21

Thursday 6:30 pm

Big Apple Fun Center

High Average Listing

<u>Name</u>	<u>True Average</u>	<u>Pins</u>	<u>Gms</u>	<u>To Raise Avg +1</u>	<u>To Drop Avg -1</u>
Rebecca L. McPherson	190.20	17118	90	645	551
Allie E. Moore	178.73	2681	15	541	522
Ann M. Graham	177.63	14388	81	564	479
Michelle L. Limbach	174.80	14159	81	541	456
Krista K. Wiester	172.02	13934	81	598	513
Dani Krotz	157.05	13192	84	554	466
Denae L. Washington	152.34	11121	73	507	430
Jacque L. Slagle	151.50	12726	84	498	410
Mandy D. Stubbs	150.42	9928	66	491	421
Karen L. Lopez	148.88	3573	24	450	422
Wanda M. Westphalen	145.97	9634	66	440	370
Beckie S. King	138.75	9990	72	435	359
Lindsay L. McLaughlin	138.50	9141	66	450	380
Sheri L. Jorgensen	135.50	6504	48	432	380
Ashley K. Hancock	135.50	813	6	411	401
Michelle J. Peterson	131.67	395	3	397	390
Beth A. Carr	130.12	8588	66	451	381
Angie C. Hauserman	127.50	4590	36	402	362
Mary A. Foltz	126.43	6448	51	410	355
Amanda B. Smallcomb	125.00	375	3	381	374
Trish R. Hancock	124.65	8975	72	400	324
Kira L. Hancock	123.93	8923	72	377	301
Misty M. Hasselquist	123.45	6296	51	400	345
Rose Hemmingsen	120.75	6158	51	376	321
Shelli Krotz	120.67	362	3	364	357
Ashley D. Bear	118.74	3206	27	364	333
Sheri J. Londer	107.16	6751	63	377	310
Andrea C. Riessland	104.98	6299	60	316	252
Jessica J. Goodrich	103.67	5287	51	329	274
Jackie K. Hempstead	101.94	3364	33	308	271
Bonnie S. Bautista	100.33	6020	60	343	279
Dawn M. Chadrick	99.51	4478	45	322	273
Ginny Compton	95.08	6275	66	349	279

Applette 2020-21

Thursday 6:30 pm

Big Apple Fun Center

Lanes 15 - 20

* Bowlers listed must have a minimum of 21 games.

Note: This report includes information through April 22 which is Week 30 of 31

Most Improved Averages

Name	True Average	Most Improved Avg	+/-	Name	True Average	Most Improved Avg	+/-
Ginny Compton	95.08	78	+17.08	Jessica J. Goodrich	103.67	100	+3.67
Krista K. Wiester	172.02	157	+15.02	Trish R. Hancock	124.65	122	+2.65
Michelle L. Limbach	174.80	161	+13.80	Sheri L. Jorgensen	135.50	133	+2.50
Rebecca L. McPherson	190.20	179	+11.20	Angie C. Hauserman	127.50	126	+1.50
Sheri J. Londer	107.16	98	+9.16	Mandy D. Stubbs	150.42	149	+1.42
Dawn M. Chadrick	99.51	92	+7.51	Denae L. Washington	152.34	151	+1.34
Lindsay L. McLaughlin	138.50	131	+7.50	Jackie K. Hempstead	101.94	101	+0.94
Bonnie S. Bautista	100.33	93	+7.33	Ashley D. Bear	118.74	118	+0.74
Andrea C. Riessland	104.98	98	+6.98	Karen L. Lopez	148.88	150	-1.13
Wanda M. Westphalen	145.97	139	+6.97	Beth A. Carr	130.12	132	-1.88
Ann M. Graham	177.63	172	+5.63	Mary A. Foltz	126.43	129	-2.57
Dani Krotz	157.05	153	+4.05	Jacque L. Slagle	151.50	156	-4.50
Kira L. Hancock	123.93	120	+3.93	Beckie S. King	138.75	146	-7.25
Rose Hemmingsen	120.75	117	+3.75	Misty M. Hasselquist	123.45	131	-7.55

Applette 2020-21

Thursday 6:30 pm

Big Apple Fun Center

Most Pins Over Average

Name	----Old----		Old				---Average Change---			Weekly Over Avg
	Pins	Games	Avg	-1-	-2-	-3-	Total	New - Old	----> +/-	Series Avg +/-
Ginny Compton	5893	63	93	136	115	131	382	95.08 - 93.54	= 1.54	382 - 279=103
Sheri J. Londer	6354	60	105	143	121	133	397	107.16 - 105.90	= 1.26	397 - 315=82
Michelle L. Limbach	13560	78	173	224	149	226	599	174.80 - 173.85	= 0.96	599 - 519=80
Dawn M. Chadrick	4116	42	98	141	132	89	362	99.51 - 98.00	= 1.51	362 - 294=68
Jessica J. Goodrich	4920	48	102	135	120	112	367	103.67 - 102.50	= 1.17	367 - 306=61
Beckie S. King	9523	69	138	152	180	135	467	138.75 - 138.01	= 0.74	467 - 414=53
Krista K. Wiester	13377	78	171	186	194	177	557	172.02 - 171.50	= 0.52	557 - 513=44
Dani Krotz	12687	81	156	136	196	173	505	157.05 - 156.63	= 0.42	505 - 468=37
Wanda M. Westphalen	9173	63	145	156	116	189	461	145.97 - 145.60	= 0.37	461 - 435=26
Lindsay L. McLaughlin	8705	63	138	142	136	158	436	138.50 - 138.17	= 0.33	436 - 414=22
Ashley K. Hancock	397	3	132	137	155	124	416	135.50 - 132.33	= 3.17	416 - 396=20
Rose Hemmingsen	5779	48	120	120	142	117	379	120.75 - 120.40	= 0.35	379 - 360=19
Sheri L. Jorgensen	6085	45	135	139	143	137	419	135.50 - 135.22	= 0.28	419 - 405=14
Denae L. Washington	10651	70	152	154	171	145	470	152.34 - 152.16	= 0.19	470 - 456=14
Ashley D. Bear	2851	24	118	113	116	126	355	118.74 - 118.79	= -0.05	355 - 354=1
Beth A. Carr	8201	63	130	134	120	133	387	130.12 - 130.17	= -0.05	387 - 390=-3
Ann M. Graham	13863	78	177	189	159	177	525	177.63 - 177.73	= -0.10	525 - 531=-6
Karen L. Lopez	3155	21	150	136	139	143	418	148.88 - 150.24	= -1.36	418 - 450=-32
Jacquie L. Slagle	12313	81	152	136	144	133	413	151.50 - 152.01	= -0.51	413 - 456=-43
Rebecca L. McPherson	16593	87	190	167	187	171	525	190.20 - 190.72	= -0.52	525 - 570=-45

Applette 2020-21

Thursday 6:30 pm

Big Apple Fun Center

Alphabetic League Bowler Contact List

USBC							Bowling		
ID Number	Name	Avg	Gms	Phone	Phone	E-mail	Hand	Sex	
9726-4207	Bonnie S. Bautista	100	60	(308)293-7057	() - -	bnnbautista@gmail.com	R	W	
4132-1447	Ashley D. Bear	118	27	(308)293-0058	() - -	bear_ashley@hotmail.com	R	W	
4132-45	Beth A. Carr	130	66	(308)293-1455	() - -	bacarr63@yahoo.com	R	W	
9726-4246	Dawn M. Chadrick	99	45	(308)293-1374	() - -	chadrickdm@yahoo.com	R	W	
9726-4247	Ginny Compton	95	66	(308)233-7827	() - -	comptonginny@yahoo.com	R	W	
4132-44	Mary A. Foltz	126	51	(308)440-6238	() - -	maryfoltz63@yahoo.com	R	W	
9726-4248	Jessica J. Goodrich	103	51	(308)293-4682	(308)440-4060	dancefun25@yahoo.com	R	W	
4132-1398	Ann M. Graham	177	81	(308)293-6554	() - -	annstones86@gmail.com	R	W	
4137-6870	Ashley K. Hancock	135	6	(308)440-5829	() - -	asherisabella21@gmail.com	R	W	
4132-797	Kira L. Hancock	123	72	(308)440-2128	() - -	kirahancock@gmail.com	R	W	
4132-665	Trish R. Hancock	124	72	(308)440-6787	() - -	trhancock85@gmail.com	R	W	
4132-1526	Misty M. Hasselquist	123	51	(308)293-1336	() - -	mistyh@live.com	R	W	
4132-100	Angie C. Hauserman	127	36	(308)234-9280	() - -		R	W	
4132-405	Rose Hemmingsen	120	51	(308)293-3565	() - -	grammerose@hotmail.com	R	W	
9726-4119	Jackie K. Hempstead	101	33	(308)627-1291	() - -	jkwelton79@gmail.com	R	W	
4132-407	Sheri L. Jorgensen	135	48	(308)293-2930	() - -	sherijorgensen55@gmail.com	R	W	
4132-64	Beckie S. King	138	72	(308)238-1305	() - -		R	W	
4132-1351	Dani Krotz	157	84	(308)440-9799	(308)627-5650		R	W	
4132-768	Shellie Krotz	120	3	(308)627-5650	() - -	mrkrotz@yahoo.com	R	W	
4132-94	Michelle L. Limbach	174	81	(308)627-5811	() - -	mickibach@yahoo.com	R	W	
9726-4261	Sheri J. Londer	107	63	(308)293-9934	() - -		R	W	
4132-372	Karen L. Lopez	148	24	(308)237-3804	(308)293-9643	kllopez61@gmail.com	R	W	
4132-846	Lindsay L. McLaughlin	138	66	(308)627-2109	() - -	lvtwobowl@hotmail.com	R	W	
6197-339	Rebecca L. McPherson	190	90	(402)984-0342	() - -	rebecca.konate@outlook.com	R	W	
4132-1405	Allie E. Moore	178	15	(308)224-7641	() - -	allie.moore21@yahoo.com	R	W	
4132-1524	Michelle J. Peterson	131	3	(308)224-4904	(308)455-8668	mjanep17@gmail.com	R	W	
9726-4102	Andrea C. Riessland	104	60	(308)627-4855	() - -	bariessland@hotmail.com	R	W	
4132-42	Jacquie L. Slagle	151	84	(308)233-2584	() - -	jacquieslagle@hotmail.com	R	W	
4132-866	Amanda B. Smallcomb	125	3	(308)440-0895	() - -	amanda.smallcomb@gmail.com	R	W	
4132-492	Mandy D. Stubbs	150	66	(308)440-6847	() - -	mdcrlie@yahoo.com	R	W	
4132-448	Denae L. Washington	152	73	(308)293-1236	() - -	kuhldenae@yahoo.com	R	W	
4132-373	Wanda M. Westphalen	145	66	(308)237-5056	(308)224-9862	wandawestphalen@hotmail.com	R	W	
8092-36738	Krista K. Wiester	172	81	(402)677-7680	() - -	wiesterk@hotmail.com	R	W	

Applette 2020-21

Big Apple Fun Center

This report is for scores bowled April 22 which is Week 30 of 31

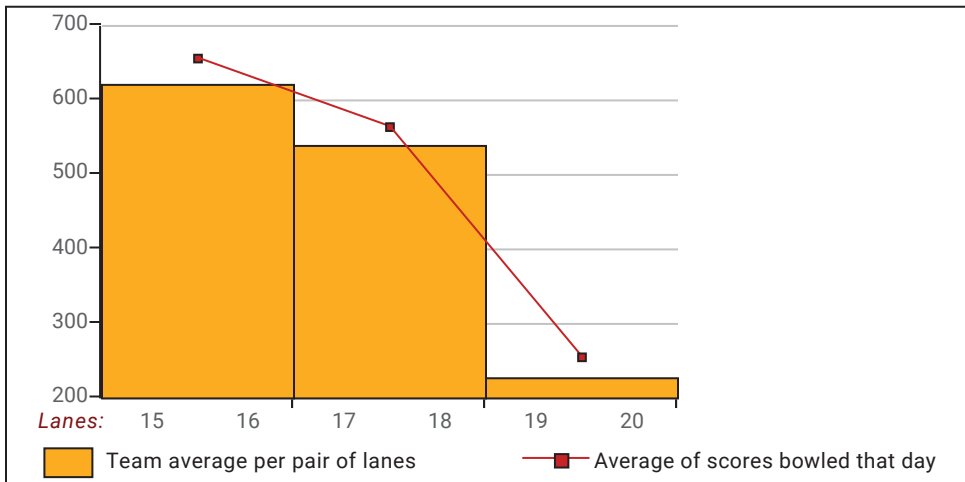
This Week's Statistics: Lefties vs Righties

Unless designated left handed, bowlers are considered right handed.

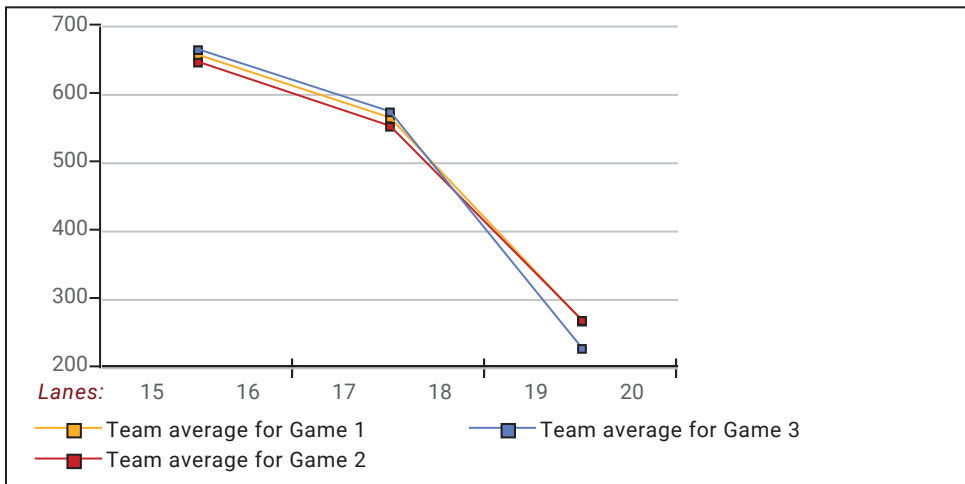
	Over All	Right	Left
How many people bowled	20	20	0
Number of games bowled	60	60	0
Actual average of week's scores	147.33	147.33	0.00
How many games above average	36	36	0
How many games below average	22	22	0
Pins above/below average per game	8.58	8.58	0.00
How many people raised average	14	14	--
by this amount	0.91	0.91	0.00
How many people went down	6	6	--
by this amount	-0.43	-0.43	0.00
League average before bowling	139.17	139.17	0.00
League average after bowling	139.68	139.68	0.00
Change in league average	0.51	0.51	0.00
800s	--	--	--
775s	--	--	--
750s	--	--	--
725s	--	--	--
700s	--	--	--
675s	--	--	--
650s	--	--	--
625s	--	--	--
600s	--	--	--
575s	1	1	--
550s	1	1	--
525s	2	2	--
500s	1	1	--
475s	--	--	--
450s	3	3	--
425s	1	1	--
400s	4	4	--
below 400	7	7	--
300s	--	--	--
275s	--	--	--
250s	--	--	--
225s	1	1	--
200s	1	1	--
175s	9	9	--
150s	10	10	--
125s	27	27	--
100s	11	11	--
below 100	1	1	--

This report is for scores bowled April 22 which is Week 30 of 31

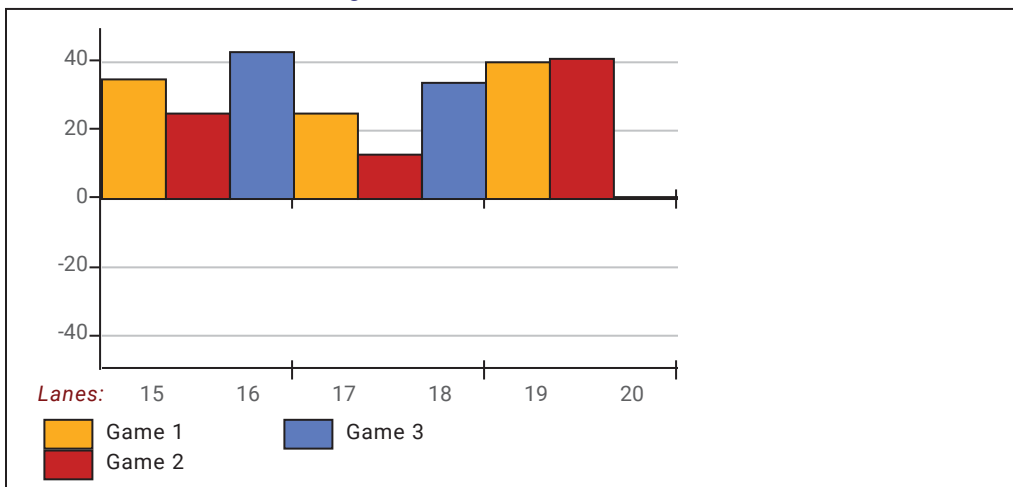
Team Average vs Avg of Scores



Average of Scores for Each Game

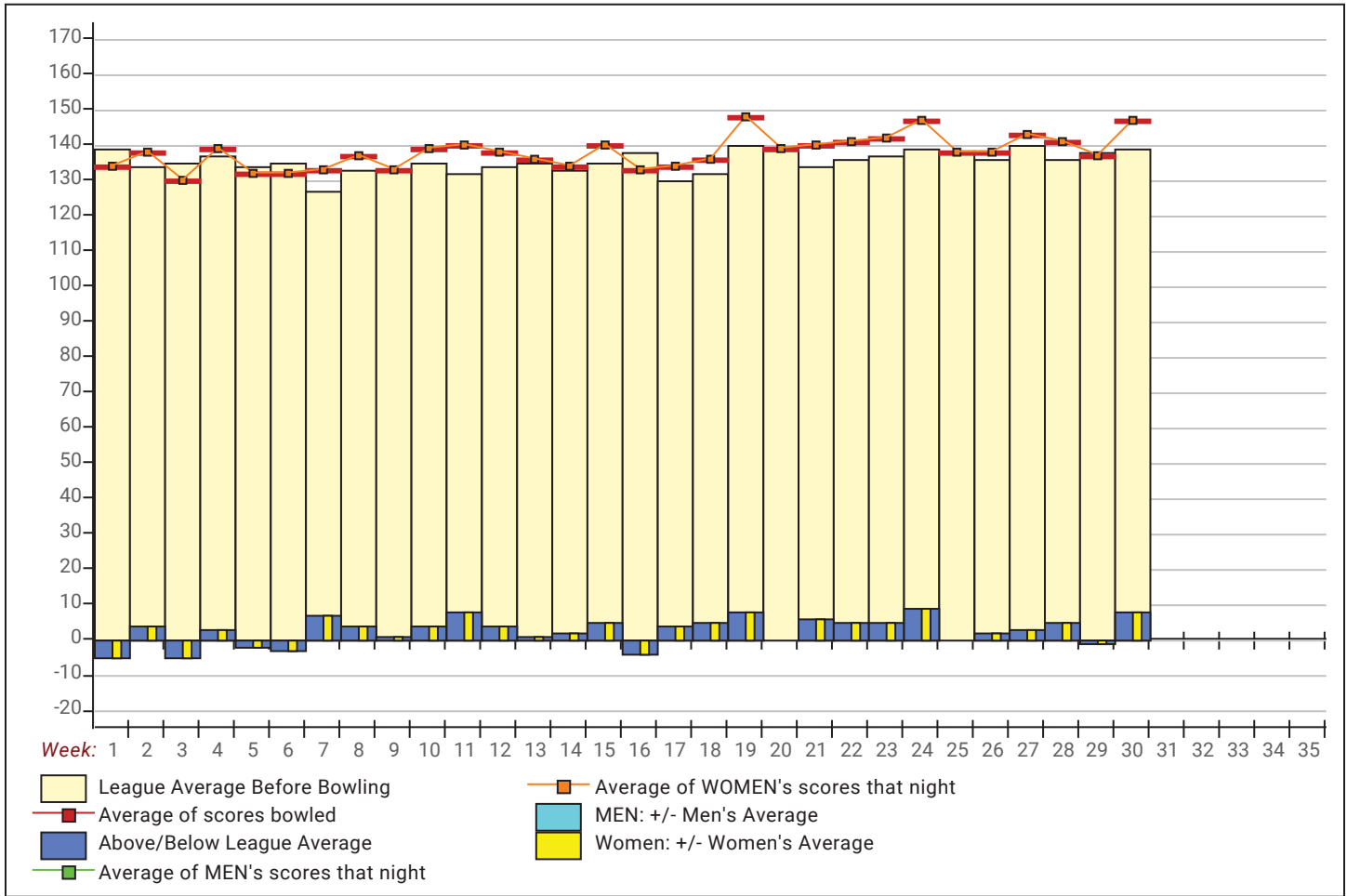


Amount Over/Under Team Average



This report is for scores bowled April 22 which is Week 30 of 31

League Average Week-by-Week



League Average Statistics for Last Week

	League	Right Hand	Left Hand
League Average Before Bowling	139.17	139.17	
Average of scores bowled that night	147.33	147.33	
New League Average After Bowling	139.68	139.68	
Change in League Average	.51	.51	
People Who Bowled Over Average	14	14	
People Who Bowled Under Average	6	6	
Average Amount of Series Over Avg	45.93	45.93	
Average Amount of Series Under Avg	-21.33	-21.33	
Difference Avg, NiteAvg	8.58	8.58	
Number of Bowlers	20	20	
Number of Games Bowled	60	60	
People Who Raised Their Average	14	14	
Raised By an Average of This Amount	.91	.91	
People Who Lowered Their Average	6	6	
Lowered By an Average of This Amou	-.43	-.43	
Number of Games Bowled Over Avera	36	36	
Number of Games Bowled Under Avera	22	22	

Note: Averages are based only on people who bowled.

Applette 2020-21

Thursday 6:30 pm

Big Apple Fun Center

Lanes 15 - 20

If you have questions, please contact

Denae Washington (308)293-1236 4406 G Avenue, Kearney, NE 68847
Send E-mail to: kuhldenae@yahoo.com

Note: This report includes information through April 22 which is Week 30 of 31

Awards Earned This Week

Name	USBC ID Number	Award Average	Award Games	G1	G2	G3	Series	Award Score	Award Received
Dawn M. Chadrick	9726-4246 USBC	98	42	141	132	89	362	141	140 Game (Local Assoc. Awards)
	9726-4246 USBC	98	42	141	132	89	362	132	125 Game (Local Assoc. Awards)
Virginia Compton	9726-4247 USBC	93	63	136	115	131	382	136	125 Game (Local Assoc. Awards)
	9726-4247 USBC	93	63	136	115	131	382	131	125 Game (Local Assoc. Awards)
Beckie S. King	4132-64 USBC	138	69	152	180	135	467	180	175 Game (Local Assoc. Awards)
Michelle L. Limbach	4132-94 USBC	173	78	224	149	226	599	226	225 Game (Local Assoc. Awards)

Applette 2020-21

Thursday 6:30 pm

Big Apple Fun Center

Lanes 15 - 20

Team Standings

Place	Team Name	Avg p/gm	Points Won	Points Lost	Year-To-Date WON	Y-T-D LOST
1	City Glass	689	109	26	219	51
2	Joe's Honky Tonk	538	86½	48½	157	113
3	Turner Body Shop	497	83½	51½	139	131
4	J&J Repair	570	56½	78½	152½	117½
5	West Pharmaceutical	453	52½	82½	110½	159½
6	Bye		17	118	32	238

*** Although not shown, standings are determined by points only for the current part

Last Week's Top Scores

Scratch Game		Scratch Series		Handicap Game		Handicap Series	
226	Michelle Limbach	599	Michelle Limbach	247	Michelle Limbach	662	Michelle Limbach
196	Dani Krotz	557	Krista Wiester	233	Wanda Westphalen	637	Ginny Compton
194	Krista Wiester	525	Ann Graham	231	Dani Krotz	626	Krista Wiester
189	Ann Graham	525	Rebecca McPherson	229	Beckie King	625	Sheri Londer
189	Wanda Westphalen	505	Dani Krotz	222	Dawn Chadrick	614	Beckie King
187	Rebecca McPherson	470	Denae Washington	221	Ginny Compton	610	Dani Krotz
180	Beckie King	467	Beckie King	219	Sheri Londer	605	Dawn Chadrick
171	Denae Washington	461	Wanda Westphalen	217	Krista Wiester	601	Jessica Goodrich
158	Lindsay McLaughlin	436	Lindsay McLaughlin	213	Jessica Goodrich	593	Wanda Westphalen
155	Ashley Hancock	419	Sheri Jorgensen	209	Ashley Hancock	584	Denae Washington
				209	Denae Washington		

Applette 2020-21

Thursday 6:30 pm

Big Apple Fun Center

President: Michelle Limbach Vice President: Rebecca McPherson
Secretary/Treasurer: Dena Washington

Top 2 Teams

Place	#	Team Name	Points Won	Points Lost	%Won	Pins + HDCP	Scratch Pins	Avg p/gm	Year-To-Date WON	Y-T-D LOST	Y-T-D % WON
1	3	Joe's Honky Tonk	7	2	77.8	70283	50243	540	164	115	58.8
2	4	J&J Repair	2	7	22.2	70451	53066	570	154½	124½	55.4

Review of Last Week's Bowling.....

Lanes	Team Name	HDCP -1-	HDCP -2-	HDCP -3-	HDCP Total	Last Wk WON	Team Name	HDCP -1-	HDCP -2-	HDCP -3-	HDCP Total	Last Wk WON
13-14	J&J Repair	720	775	771	2266	2	<---> Joe's Honky Tonk	775	799	798	2372	7

Thanks for bowling! We hope you had a good time. See you next season!

Last Week's Top Scores

Team Scratch Game		Team Scratch Series		Team Handicap Game		Team Handicap Series	
606	Joe's Honky Tonk	1793	Joe's Honky Tonk	799	Joe's Honky Tonk	2372	Joe's Honky Tonk
595	J&J Repair	1726	J&J Repair	775	J&J Repair	2266	J&J Repair
Scratch Game		Scratch Series		Handicap Game		Handicap Series	
191	Michelle Limbach	537	Michelle Limbach	223	Beth Carr	620	Dani Krotz
179	Jacquie Slagle	518	Dani Krotz	222	Sheri Londer	597	Michelle Limbach
179	Dani Krotz	453	Jacquie Slagle	221	Ashley Bear	585	Wanda Westphalen
167	Beth Carr	453	Wanda Westphalen	218	Jacquie Slagle	581	Beth Carr
164	Wanda Westphalen	413	Beth Carr	213	Dani Krotz	579	Sheri Londer
156	Ashley Bear	407	Karen Lopez	211	Michelle Limbach	576	Ashley Bear
148	Sheri Londer	381	Ashley Bear	208	Wanda Westphalen	570	Jacquie Slagle
137	Karen Lopez	357	Sheri Londer	178	Karen Lopez	530	Karen Lopez

Team Rosters

1 - West Pharmaceutical

Name	Avg	HDCP	Pins	Gms	Points Won	High Game	High Sers	HDCP Game	HDCP Sers	Most Improved Avg +/-	To Raise Avg +1	To Drop Avg -1	Weekly Over Avg Series Avg +/-
Dawn Chadrick	99	80	4478	45	6.5	157	363	240	621	92	+7.51	322	273
Jackie Hempstead	101	79	3364	33	6.0	143	350	221	590	101	+0.94	308	271
Jessica Goodrich	103	77	5287	51	6.5	149	367	227	601	100	+3.67	329	274
Andrea Riessland	104	76	6299	60	10.0	150	412	232	658	98	+6.98	316	252
Rose Hemmingsen	120	64	6158	51	8.0	175	440	240	635	117	+3.75	376	321
Misty Hasselquist	123	61	6296	51	11.5	173	451	227	622	131	-7.55	400	345
Sheri Jorgensen	135	52	6504	48	12.0	194	495	247	654	133	+2.50	432	380

2 - City Glass

Name	Avg	HDCP	Pins	Gms	Points Won	High Game	High Sers	HDCP Game	HDCP Sers	Most Improved Avg +/-	To Raise Avg +1	To Drop Avg -1	Weekly Over Avg Series Avg +/-
Dena Washington	152	38	11121	73	19.5	204	534	247	654	151	+1.34	507	430
Krista Wiester	172	22	13934	81	24.0	218	598	245	691	157	+15.02	598	513
Ann Graham	177	18	14388	81	27.0	221	587	239	644	172	+5.63	564	479
Rebecca McPherson	190	8	17118	90	39.0	266	689	278	722	179	+11.20	645	551

3 - Joe's Honky Tonk

Name	Avg	HDCP	Pins	Gms	Points Won	High Game	High Sers	HDCP Game	HDCP Sers	Most Improved Avg +/-	To Raise Avg +1	To Drop Avg -1	Weekly Over Avg Series Avg +/-
Bonnie Bautista	100	80	6020	60	9.0	136	357	218	603	93	+7.33	343	279
Sheri Londer	107	74	7108	66	9.0	157	414	237	654	98	+9.70	344	274
Ashley Bear	119	64	3587	30	5.0	156	381	221	579	118	+1.57	373	339
Amanda Smallcomb	125	60	375	3	1.0	127	375	187	555			381	374
Dani Krotz	157	34	13710	87	26.0	226	570	262	673	153	+4.59	510	419
Michelle Limbach	174	20	14696	84	38.5	255	656	279	728	161	+13.95	529	441

4 - J&J Repair

Name	Avg	HDCP	Pins	Gms	Points	High	High	HDCP	HDCP	Most Improved		To Raise	To Drop	Weekly Over Avg
					Won	Game	Sers	Game	Sers	Avg	+/-	Avg +1	Avg -1	Series Avg +/-
Mary Foltz	126	59	6448	51	7.0	180	472	239	646	129	-2.57	410	355	
Beth Carr	130	56	9001	69	13.0	180	449	236	628	132	-1.55	431	358	413 - 390=23
Wanda Westphalen	146	43	10087	69	23.0	189	500	233	632	139	+7.19	497	424	453 - 435=18
Karen Lopez	147	42	3980	27	8.0	191	491	234	620	150	-2.59	460	429	407 - 444=-37
Mandy Stubbs	150	40	9928	66	16.0	211	520	253	643	149	+1.42	491	421	
Jacque Slagle	151	39	13179	87	18.5	201	529	239	643	156	-4.52	501	410	453 - 453=0

5 - Turner Body Shop

Name	Avg	HDCP	Pins	Gms	Points	High	High	HDCP	HDCP	Most Improved		To Raise	To Drop	Weekly Over Avg
					Won	Game	Sers	Game	Sers	Avg	+/-	Avg +1	Avg -1	Series Avg +/-
Ginny Compton	95	84	6275	66	16.0	148	382	245	637	78	+17.08	349	279	
Kira Hancock	123	61	8923	72	13.0	162	448	225	631	120	+3.93	377	301	
Trish Hancock	124	60	8975	72	14.0	170	428	230	608	122	+2.65	400	324	
Lindsay McLaughlin	138	49	9141	66	21.0	179	493	234	652	131	+7.50	450	380	
Beckie King	138	49	9990	72	14.0	183	488	229	614	146	-7.25	435	359	

6 - Bye

Temporary Substitutes

Name	Avg	HDCP	Pins	Gms	Points	High	High	HDCP	HDCP	Most Improved		To Raise	To Drop	Weekly Over Avg
					Won	Game	Sers	Game	Sers	Avg	+/-	Avg +1	Avg -1	Series Avg +/-
Ashley Hancock	135	52	813	6		157	416	211	578			411	401	
Angie Hauserman	127	58	4590	36	6.0	159	443	219	623	126	+1.50	402	362	
Shelli Krotz	120	64	362	3	1.0	125	362	189	554			364	357	
Allie Moore	178	17	2681	15	5.5	203	555	226	613			541	522	
Michelle Peterson	131	55	395	3	1.5	158	395	213	560			397	390	

Applette 2020-21

Big Apple Fun Center

Reprint of Scores -- 2nd Place Playoffs

Lane 13 4 - J&J Repair

Name	Old	Old	HDCP				
	Avg	HDCP	-1-	-2-	-3-	Total	Total
Beth A. Carr	130	56	131	115	167	413	581
Wanda M. Westphalen	145	44	135	164	154	453	585
Karen L. Lopez	148	41	137	137	133	407	530
Jacque L. Slagle	151	39	137	179	137	453	570
			====	====	====	====	====
Scratch Total			540	595	591	1726	1726
Handicap			180	180	180		540
Total			720	775	771	1726	2266
Team Points Won			0.0	0.0	0.0	0.0	0.0
Match Points Won			0.0	0.0	0.0	2.0	2.0
Total Points Won			0.0	0.0	0.0	2.0	2.0

Lane 14 3 - Joe's Honky Tonk

Name	Old	Old	HDCP				
	Avg	HDCP	-1-	-2-	-3-	Total	Total
Sheri J. Londer	107	74	148	106	103	357	579
Ashley D. Bear	118	65	87	156	138	381	576
Dani Krotz	157	34	166	179	173	518	620
Michelle L. Limbach	174	20	181	165	191	537	597
			====	====	====	====	====
Scratch Total			582	606	605	1793	1793
Handicap			193	193	193		579
Total			775	799	798	1793	2372
Team Points Won			1.0	1.0	1.0	4.0	4.0
Match Points Won			0.0	0.0	0.0	3.0	3.0
Total Points Won			1.0	1.0	1.0	7.0	7.0

Applette 2020-21

Thursday 6:30 pm

Big Apple Fun Center

Match Points Won (This Week) -- 2nd Place Playoffs

Lane 13 4 - J&J Repair

<u>Name</u>	<u>Last Wk Won</u>	<u>Last Wk Lost</u>	<u>HDCP -1-</u>	<u>HDCP -2-</u>	<u>HDCP -3-</u>	<u>HDCP Total</u>
Beth A. Carr	1.0		187	171	223	581
Wanda M. Westphalen	1.0		179	208	198	585
Karen L. Lopez		1.0	178	178	174	530
Jacque L. Slagle		1.0	176	218	176	570

Lane 14 3 - Joe's Honky Tonk

<u>Name</u>	<u>Last Wk Won</u>	<u>Last Wk Lost</u>	<u>HDCP -1-</u>	<u>HDCP -2-</u>	<u>HDCP -3-</u>	<u>HDCP Total</u>
Sheri J. Londer		1.0	222	180	177	579
Ashley D. Bear		1.0	152	221	203	576
Dani Krotz	1.0		200	213	207	620
Michelle L. Limbach	2.0		201	185	211	597

Applette 2020-21

Thursday 6:30 pm

Big Apple Fun Center

If you have questions, please contact

Denae Washington (308)293-1236 4406 G Avenue, Kearney, NE 68847
Send E-mail to: kuhldenae@yahoo.com

Note: This report includes information through April 29

Awards Earned This Week

<u>Name</u>	<u>USBC ID Number</u>	<u>Award Average</u>	<u>Award Games</u>	<u>G1</u>	<u>G2</u>	<u>G3</u>	<u>Series</u>	<u>Award Score</u>	<u>Award Received</u>
Ashley D. Bear	4132-1447 USBC	118	27	87	156	138	381	156	150 Game (Local Assoc. Awards)
Jacque L. Slagle	4132-42 USBC	151		137	179	137	453	179	All Spare Game (Local Assoc. Awards)