

Sunday 6:30 pm

## Big Apple Fun Center

Lanes 1 - 12

President: John Krotz is on Lane 3 (308)440-9799 jlkrotz@yahoo.com

Vice President: Richard Lopez is on Lane 1 (308)237-3804 rloz51@gmail.com

Secretary/Treasurer: Trish Hancock is on Lane 3 (308)440-6787 trhancock85@gmail.com

### Team Standings

Place	#	Team Name	Points Won	Points Lost	%Won	Pins + HDCP	Scratch Pins	Avg p/gm	Year-To-Date WON	Y-T-D LOST	Y-T-D % WON
1	4	We're Back	45	15	75.0	38640	27126	602	45	15	75.0
2	7	Teachers & Creepers	41	19	68.3	38045	28175	626	41	19	68.3
3	6	Odd Balls	36	24	60.0	38504	23588	524	36	24	60.0
4	11	We Attempt	36	24	60.0	38343	27420	609	36	24	60.0
5	10	Pin Busters	33	27	55.0	37988	18764	416	33	27	55.0
6	8	Pin Seekers	30	30	50.0	37715	26507	589	30	30	50.0
7	3	Smokin' Aces	29	31	48.3	37814	21434	476	29	31	48.3
8	9	Galen's Pro Shop	28	32	46.7	38215	33181	737	28	32	46.7
9	12	Cruizers	27	33	45.0	37963	26758	594	27	33	45.0
10	2	Spare Me	21½	38½	35.8	37715	22298	495	21½	38½	35.8
11	5	Lucky Strikes	19½	40½	32.5	37426	26377	586	19½	40½	32.5
12	1	We Dilly Dilly Too	14	46	23.3	37211	24533	545	14	46	23.3

### Review of Last Week's Bowling.....

Lanes	Team Name	HDCP -1-	HDCP -2-	HDCP -3-	HDCP Total	Last Wk WON	Team Name	HDCP -1-	HDCP -2-	HDCP -3-	HDCP Total	Last Wk WON
1-2	We're Back	787	828	860	2475	3	Teachers & Creepers	860	733	751	2344	1
3-4	Odd Balls	925	847	838	2610	2	We Attempt	823	875	868	2566	2
5-6	Pin Busters	829	884	803	2516	3	Pin Seekers	826	855	819	2500	1
7-8	Smokin' Aces	902	820	880	2602	2	Cruizers	871	921	855	2647	2
9-10	Galen's Pro Shop	935	834	874	2643	4	Lucky Strikes	842	795	823	2460	0
11-12	Spare Me	849	852	890	2591	4	We Dilly Dilly Too	828	809	853	2490	0

### Lane Assignments

	1-2	3-4	5-6	7-8	9-10	11-12
Wk16 12/29	2-9	12-7	3-1	8-5	4-10	6-11
Wk17 01/05	5-1	8-11	4-2	7-9	3-6	12-10
Wk18 01/12	8-3	6-10	5-9	1-11	2-12	4-7

### Last Week's Top Scores

Team Scratch Game	Team Scratch Series	Team Handicap Game	Team Handicap Series	
839 Galen's Pro Shop	2355 Galen's Pro Shop	935 Galen's Pro Shop	2647 Cruizers	
648 Teachers & Creepers	1861 We Attempt	925 Odd Balls	2643 Galen's Pro Shop	
644 Cruizers	1816 Cruizers	921 Cruizers	2610 Odd Balls	
640 We Attempt	1806 We're Back	902 Smokin' Aces	2602 Smokin' Aces	
637 We're Back	1771 Pin Seekers	890 Spare Me	2591 Spare Me	
636 Odd Balls	1743 Odd Balls	884 Pin Busters	2566 We Attempt	
612 Pin Seekers	1708 Teachers & Creepers	875 We Attempt	2516 Pin Busters	
587 Lucky Strikes	1695 Lucky Strikes	860 We're Back	2500 Pin Seekers	
561 We Dilly Dilly Too	1614 We Dilly Dilly Too	860 Teachers & Creepers	2490 We Dilly Dilly Too	
541 Spare Me	1544 Spare Me	855 Pin Seekers	2475 We're Back	
511 Smokin' Aces	1429 Smokin' Aces	853 We Dilly Dilly Too	2460 Lucky Strikes	
458 Pin Busters	1238 Pin Busters	842 Lucky Strikes	2344 Teachers & Creepe	
Men	Scratch Game	Scratch Series	Handicap Game	Handicap Series
	233 Mike Haws	638 Dustin Graham	290 Mike Haws	696 Chris Flodine
	225 Dustin Graham	588 Galen Keas	258 Galen Keas	694 Bryan Hodges
	225 Galen Keas	532 Bryan Hodges	250 Bryan Hodges	687 Galen Keas
	198 John Krotz	532 John Krotz	249 Chris Flodine	684 Mike Haws
	196 Bryan Hodges	517 Kirk Kossman	245 Kirk Kossman	680 Jeff Snodgrass
	192 Kirk Kossman	513 Mike Haws	245 Richard Lopez	676 Kirk Kossman
	178 Larry Lambrecht	498 Richard Serr	241 Tyler Krotz	664 Allen Noltersmeier
	175 Richard Lopez	486 Jon Rood	241 Allen Noltersmeier	663 Richard Lopez
	175 Jon Rood	485 Larry Lambrecht	241 Jeff Snodgrass	656 Tyler Krotz
	175 Craig Schutt	476 Nick Kidd	236 James Crown	654 James Crown

**Last Week's Top Scores - Continued**

<b>Women</b>	208 Michelle Limbach	574 Michelle Limbach	256 Michele Marienau	694 Trish Hancock
	195 Ann Stones	555 Ann Stones	245 Trish Hancock	681 Cassie Robinson (LH)
	189 Amanda Rood	485 Karen Lopez	244 Shannon Mitchell	679 Michele Marienau
	182 Tennille Allison	485 Dani Krotz	240 Shelli Krotz	676 Shelli Krotz
	178 Shannon Mitchell	485 Tennille Allison	237 Amanda Rood	664 Angie Hauserman
	170 Allie Moore	472 Amanda Rood	236 Cindy Gibbons	663 Ann Stones
	169 Cindy Gibbons	465 Amy Middleton	235 Cassie Robinson (LH)	660 Amy Middleton
	168 Dani Krotz	457 Shannon Mitchell	233 Michelle Limbach	655 Shannon Mitchell
	166 Karen Lopez	448 Shelli Krotz	231 Penny Parker	653 Karen Lopez
	164 Shelli Krotz	438 Cindy Gibbons	231 Ann Stones	652 Penny Parker
	164 Amy Middleton			

**Season High Scores**

<u>Team Scratch Game</u>		<u>Team Scratch Series</u>		<u>Team Handicap Game</u>		<u>Team Handicap Series</u>	
844	Galen's Pro Shop	2378	Galen's Pro Shop	1012	We're Back	2830	We're Back
763	We're Back	2083	We're Back	1000	Lucky Strikes	2775	Smokin' Aces
741	Lucky Strikes	2022	We Attempt	983	Smokin' Aces	2770	Lucky Strikes
739	Teachers & Creepers	1998	Teachers & Creepers	963	Teachers & Creepers	2733	We Attempt
722	We Attempt	1993	Lucky Strikes	959	We Attempt	2714	Pin Seekers
689	Cruizers	1973	Pin Seekers	945	Galen's Pro Shop	2709	Odd Balls
674	Pin Seekers	1912	Cruizers	933	Odd Balls	2693	Galen's Pro Shop
636	Odd Balls	1778	Odd Balls	927	Cruizers	2669	Teachers & Creepe
611	We Dilly Dilly Too	1733	We Dilly Dilly Too	922	Pin Seekers	2656	Cruizers
602	Smokin' Aces	1632	Smokin' Aces	920	Spare Me	2647	Spare Me
589	Spare Me	1597	Spare Me	914	Pin Busters	2641	We Dilly Dilly Too
487	Pin Busters	1331	Pin Busters	906	We Dilly Dilly Too	2633	Pin Busters

<u>Scratch Game</u>		<u>Scratch Series</u>		<u>Handicap Game</u>		<u>Handicap Series</u>	
<b>Men</b>	278 Nick Kidd	681	Dustin Graham	301	Galen Keas	776	Kirk Kossman
	265 Galen Keas	665	Nick Kidd	300	Kirk Kossman	757	Galen Keas
	258 Dustin Graham	649	Galen Keas	293	Malcolm Durand	745	Allen Noltersmeier
	244 Kirk Kossman	608	Kirk Kossman	292	Nick Kidd	738	James Crown
	241 John Krotz	604	John Krotz	292	Craig Schutt	732	Rich Hancock
	236 Craig Schutt	588	Rich Hancock	274	Allen Noltersmeier	732	Craig Schutt
	225 Rick Maier	587	Jon Rood	273	John Krotz	726	Keith Koupal
	222 Malcolm Durand	585	Rick Maier	272	Keith Koupal	726	Bryan Hodges
	213 Jon Rood	564	Craig Schutt	271	Kenny Marienau	718	Nick Kidd
	211 Richard Serr	558	Bryan Hodges	270	James Crown	713	Jon Rood
	211 Bryan Hodges						

<b>Women</b>	243 Tennille Allison	637	Michelle Limbach	293	Tennille Allison	759	Kim Hodges
	233 Amanda Rood	611	Ann Stones	284	Amanda Rood	743	Ann Stones
	226 Michelle Limbach	560	Tennille Allison	280	Kim Hodges	730	Michelle Limbach
	226 Ann Stones	553	Dani Krotz	279	Shannon Mitchell	727	Amy Middleton
	215 Allie Moore	550	Allie Moore	273	Shelli Krotz	721	Dani Krotz
	214 Krista Wiester	548	Krista Wiester	270	Ann Stones	711	Shelli Krotz
	207 Shannon Mitchell	548	Amanda Rood	267	Chris Stockton	704	Karen Lopez
	200 Dani Krotz	533	Karen Lopez	267	Krista Wiester	703	Chris Stockton
	197 Kim Hodges	526	Amy Middleton	261	Allie Moore	701	Tennille Allison
	196 Chris Stockton	516	Kim Hodges	259	Dani Krotz	701	Amanda Rood

**Team Rosters**

**1 - We Dilly Dilly Too**

<u>Name</u>	<u>Avg</u>	<u>HDCP</u>	<u>Pins</u>	<u>Gms</u>	<u>High Game</u>	<u>High Sers</u>	<u>HDCP Game</u>	<u>HDCP Sers</u>	<u>Most Improved Avg +/-</u>	<u>To Raise Avg +1</u>	<u>To Drop Avg -1</u>	<u>Weekly Over Avg Series Avg +/-</u>
Chris Flodine	126	84	5686	45	169	441	254	699	124 +2.36	410	361	438 - 372=66
Cindy Gibbons	143	67	5596	39	174	492	241	693	144 -0.51	452	409	438 - 429=9
Brooke Flodine	113	97	1698	15	154	403	251	694		354	335	
Rick Maier	173	37	5711	33	225	585	268	695	178 -4.94	553	516	444 - 525=-81

## 2 - Spare Me

Name	Avg	HDCP	Pins	Gms	High Game	High Sers	HDCP Game	HDCP Sers	Most Improved Avg +/-	To Raise Avg +1	To Drop Avg -1	Weekly Over Avg Series Avg +/-
Kira Hancock	127	83	5339	42	170	410	253	659	130 -2.88	421	375	370 - 381=-11
Karen Lopez	154	56	6953	45	192	533	248	704	157 -2.49	487	438	485 - 462=23
Tyler Krotz	71	139	3200	45	111	267	242	660	71 +0.11	256	207	236 - 210=26
Richard Lopez	141	69	6366	45	183	482	254	695	139 +2.47	450	401	453 - 420=33

## 3 - Smokin' Aces

Name	Avg	HDCP	Pins	Gms	High Game	High Sers	HDCP Game	HDCP Sers	Most Improved Avg +/-	To Raise Avg +1	To Drop Avg -1	Weekly Over Avg Series Avg +/-
Allen Noltersmeier	124	86	5603	45	179	472	274	745	115 +9.51	397	348	403 - 369=34
Michele Marienau	108	102	4676	43	153	370	256	683	104 +4.74	338	291	370 - 321=49
Cassie Robinson (RH)	96	114	1440	15	127	309	235	657		306	287	
Kenny Marienau	141	69	6378	45	205	502	271	700	142 -0.27	438	389	374 - 426=-52
Claire Christner	129	81	1167	9	158	420	228	630		393	380	
Cassie Robinson (LH)	82	128	744	9	102	282	235	681		252	239	282 - 231=51

## 4 - We're Back

Name	Avg	HDCP	Pins	Gms	High Game	High Sers	HDCP Game	HDCP Sers	Most Improved Avg +/-	To Raise Avg +1	To Drop Avg -1	Weekly Over Avg Series Avg +/-
Krista Wiester	171	39	3595	21	214	548	267	681	171 +0.19	533	508	
Jen Kidd	120	90	3629	30	146	401	239	677	119 +1.97	364	330	364 - 360=4
Keith Koupal	128	82	3077	24	182	443	272	726	130 -1.79	406	378	
Nick Kidd	197	13	4140	21	278	665	292	718	197 +0.14	612	587	476 - 609=-133
Kim Hodges	139	71	5426	39	197	516	280	759	129 +10.13	454	411	434 - 414=20
Bryan Hodges	158	52	6174	39	211	558	269	726	150 +8.31	504	461	532 - 468=64
Jason Pedersen	170	40	512	3	173	512	213	632		514	507	

## 5 - Lucky Strikes

Name	Avg	HDCP	Pins	Gms	High Game	High Sers	HDCP Game	HDCP Sers	Most Improved Avg +/-	To Raise Avg +1	To Drop Avg -1	Weekly Over Avg Series Avg +/-
Angie Hauserman	126	84	5700	45	170	444	252	690	126 +0.67	396	347	409 - 375=34
Allie Moore	164	46	5431	33	215	550	261	688	167 -2.42	509	472	437 - 498=-61
Malcolm Durand	140	70	6327	45	222	462	293	666	143 -2.40	441	392	383 - 423=-40
Craig Schutt	153	57	6447	42	236	564	292	732	158 -4.50	483	437	466 - 459=7

## 6 - Odd Balls

Name	Avg	HDCP	Pins	Gms	High Game	High Sers	HDCP Game	HDCP Sers	Most Improved Avg +/-	To Raise Avg +1	To Drop Avg -1	Weekly Over Avg Series Avg +/-
Sara Holder	112	98	5053	45	148	374	244	672	112 +0.29	371	322	318 - 336=-18
Mike Haws	159	51	1435	9	233	513	290	700		485	472	513 - 459=54
Amy Middleton	146	64	6585	45	177	526	244	727	145 +1.33	471	422	465 - 435=30
James Crown	141	69	6385	45	198	522	270	738	135 +6.89	431	382	447 - 423=24

## 7 - Teachers &amp; Creepers

Name	Avg	HDCP	Pins	Gms	High Game	High Sers	HDCP Game	HDCP Sers	Most Improved Avg +/-	To Raise Avg +1	To Drop Avg -1	Weekly Over Avg Series Avg +/-
Tennille Allison	163	47	7340	45	243	560	293	701	162 +1.11	532	483	485 - 489=-4
Amanda Rood	162	48	7312	45	233	548	284	701	154 +8.49	512	463	472 - 486=-14
John Allison	126	84	5714	45	189	433	268	666	131 -4.02	382	333	265 - 387=-122
Jon Rood	173	37	7809	45	213	587	253	713	169 +4.53	543	494	486 - 522=-36

## 8 - Pin Seekers

Name	Avg	HDCP	Pins	Gms	High Game	High Sers	HDCP Game	HDCP Sers	Most Improved Avg +/-	To Raise Avg +1	To Drop Avg -1	Weekly Over Avg Series Avg +/-
Chris Stockton	140	70	5468	39	196	490	267	703	146 -5.79	454	411	
Shannon Mitchell	145	65	5665	39	207	477	279	690	142 +3.26	467	424	457 - 432=25
Nick Stockton	154	56	6960	45	200	530	259	702	149 +5.67	480	431	407 - 468=-61
Kirk Kossman	158	52	6180	39	244	608	300	776	161 -2.54	498	455	517 - 471=46

9 - Galen's Pro Shop

Name	Avg	HDCP	Pins	Gms	High Game	High Sers	HDCP Game	HDCP Sers	Most Improved Avg +/-	To Raise Avg +1	To Drop Avg -1	Weekly Over Avg Series Avg +/-
Ann Stones	175	35	6302	36	226	611	270	743	171 +4.06	562	522	555 - 522=33
Michelle Limbach	185	25	7252	39	226	637	257	730	182 +3.95	560	517	574 - 555=19
Galen Keas	178	32	7500	42	265	649	301	757	173 +5.57	555	509	588 - 531=57
Dustin Graham	208	2	8131	39	258	681	258	681	208 +0.49	647	604	638 - 624=14
Sarah Halkyard	181	29	2720	15	245	577	281	672		556	537	
Ben Halkyard	141	69	1276	9	175	454	246	667		428	415	

10 - Pin Busters

Name	Avg	HDCP	Pins	Gms	High Game	High Sers	HDCP Game	HDCP Sers	Most Improved Avg +/-	To Raise Avg +1	To Drop Avg -1	Weekly Over Avg Series Avg +/-
Misty Anderson	80	130	3625	45	116	292	247	686	79 +1.56	263	214	224 - 240=-16
Jeff Snodgrass	119	91	5384	45	166	422	262	710	112 +7.64	376	327	404 - 354=50
Matt Young	118	92	5330	45	163	425	258	710	122 -3.56	382	333	297 - 357=-60
Penny Parker	98	112	4425	45	135	333	250	677	96 +2.33	327	278	313 - 291=22

11 - We Attempt

Name	Avg	HDCP	Pins	Gms	High Game	High Sers	HDCP Game	HDCP Sers	Most Improved Avg +/-	To Raise Avg +1	To Drop Avg -1	Weekly Over Avg Series Avg +/-
Ashley Hancock	133	77	4818	36	177	454	256	691	134 -0.17	408	368	393 - 402=-9
Dani Krotz	156	54	6560	42	200	553	259	721	151 +5.19	505	459	485 - 465=20
Richard Serr	160	50	7200	45	211	548	264	707	161 -1.00	528	479	498 - 477=21
Larry Lambrecht	158	52	7118	45	200	524	259	701	151 +7.18	514	465	485 - 471=14

12 - Cruizers

Name	Avg	HDCP	Pins	Gms	High Game	High Sers	HDCP Game	HDCP Sers	Most Improved Avg +/-	To Raise Avg +1	To Drop Avg -1	Weekly Over Avg Series Avg +/-
Trish Hancock	123	87	5556	45	170	430	258	694	123 +0.47	396	347	430 - 366=64
Shelli Krotz	135	75	6100	45	192	474	273	711	133 +2.56	428	379	448 - 402=46
Rich Hancock	172	38	4650	27	210	588	258	732	169 +3.22	540	509	
John Krotz	177	33	7993	45	241	604	273	700	180 -2.38	551	502	532 - 531=1
Brian Stockman	131	79	1973	15	178	426	246	665		403	384	406 - 390=16

Temporary Substitutes

 Men

Name	Avg	HDCP	Pins	Gms	High Game	High Sers	HDCP Game	HDCP Sers	Most Improved Avg +/-	To Raise Avg +1	To Drop Avg -1	Weekly Over Avg Series Avg +/-
Nick Loffredo	114	96	4130	36	153	366	249	657	114 +0.72	355	315	
Jon Stoye	110	100	665	6	134	344	222	608		334	324	

 Women

Name	Avg	HDCP	Pins	Gms	High Game	High Sers	HDCP Game	HDCP Sers	Most Improved Avg +/-	To Raise Avg +1	To Drop Avg -1	Weekly Over Avg Series Avg +/-
Lindsay McLaughlin	174	36	1566	9	210	559	270	739		534	521	
Michelle Peterson	144	66	2164	15	198	489	271	708		446	427	
Lynn Watson	105	105	2524	24	145	365	245	665	106 -0.83	338	310	294 - 318=-24

Individual High Averages

Men	Women
208.49 Dustin Graham	185.95 Michelle Limbach
197.14 Nick Kidd	175.06 Ann Stones
178.57 Galen Keas	171.19 Krista Wiester
177.62 John Krotz	164.58 Allie Moore
173.53 Jon Rood	163.11 Tennille Allison
173.06 Rick Maier	162.49 Amanda Rood
172.22 Rich Hancock	156.19 Dani Krotz
160.00 Richard Serr	154.51 Karen Lopez
158.46 Kirk Kossman	146.33 Amy Middleton
158.31 Bryan Hodges	145.26 Shannon Mitchell

**Most Improved Average**


---

<b>Men</b>	115 to 124.51 = +9.51	Allen Noltersmeie	150 to 158.31 = +8.31	Bryan Hodges	112 to 119.64 = +7.64	Jeff Snodgrass
	151 to 158.18 = +7.18	Larry Lambrecht	135 to 141.89 = +6.89	James Crown	149 to 154.67 = +5.67	Nick Stockton
<b>Women</b>	129 to 139.13 = +10.13	Kim Hodges	154 to 162.49 = +8.49	Amanda Rood	151 to 156.19 = +5.19	Dani Krotz
	104 to 108.74 = +4.74	Michele Marienau	171 to 175.06 = +4.06	Ann Stones	182 to 185.95 = +3.95	Michelle Limbach

---

**Most Un-Improved Averages**

<b>Men</b>	178 to 173.06 = -4.94	Rick Maier	158 to 153.50 = -4.50	Craig Schutt	131 to 126.98 = -4.02	John Allison
	122 to 118.44 = -3.56	Matt Young	161 to 158.46 = -2.54	Kirk Kossman	143 to 140.60 = -2.40	Malcolm Durand
<b>Women</b>	146 to 140.21 = -5.79	Chris Stockton	130 to 127.12 = -2.88	Kira Hancock	157 to 154.51 = -2.49	Karen Lopez
	167 to 164.58 = -2.42	Allie Moore	106 to 105.17 = -0.83	Lynn Watson	144 to 143.49 = -0.51	Cindy Gibbons

# Town & Country 2019-20

## Big Apple Fun Center Reprint of Scores -- Week 15

### Lane 1 4 - We're Back Week 15 12/22/2019

Name	Old Avg	Old HDCP	-1-	-2-	-3-	Total	HDCP Total
Jen Kidd	120	90	108	123	133	364	634
Nick Kidd	203	7	150	168	158	476	497
Kim L. Hodges	138	72	145	139	150	434	650
Bryan L. Hodges	156	54	161	175	196	532	694
			====	====	====	====	====
Scratch Total			564	605	637	1806	1806
Handicap			223	223	223		669
Total			787	828	860	1806	2475
Team Points Won			0.0	1.0	1.0	3.0	3.0

### Lane 3 6 - Odd Balls Week 15 12/22/2019

Name	Old Avg	Old HDCP	-1-	-2-	-3-	Total	HDCP Total
Sara A. Holder	112	98	115	106	97	318	612
Mike Haws	153	57	233	136	144	513	684
Amy Middleton	145	65	164	149	152	465	660
James M. Crown	141	69	124	167	156	447	654
			====	====	====	====	====
Scratch Total			636	558	549	1743	1743
Handicap			289	289	289		867
Total			925	847	838	1743	2610
Team Points Won			1.0	0.0	0.0	2.0	2.0

### Lane 5 10 - Pin Busters Week 15 12/22/2019

Name	Old Avg	Old HDCP	-1-	-2-	-3-	Total	HDCP Total
Misty Anderson	80	130	80	74	70	224	614
Jeff D. Snodgrass	118	92	141	149	114	404	680
Matt Young	119	91	99	117	81	297	570
Penny A. Parker	97	113	83	118	112	313	652
			====	====	====	====	====
Scratch Total			403	458	377	1238	1238
Handicap			426	426	426		1278
Total			829	884	803	1238	2516
Team Points Won			1.0	1.0	0.0	3.0	3.0

### Lane 7 3 - Smokin' Aces Week 15 12/22/2019

Name	Old Avg	Old HDCP	-1-	-2-	-3-	Total	HDCP Total
Allen S. Noltersmeier	123	87	154	114	135	403	664
Michele A. Marienau	107	103	153	112	105	370	679
Kenny Marienau	142	68	115	101	158	374	578
Cassie Robinson (LH)	77	133	89	102	91	282	681
			====	====	====	====	====
Scratch Total			511	429	489	1429	1429
Handicap			391	391	391		1173
Total			902	820	880	1429	2602
Team Points Won			1.0	0.0	1.0	2.0	2.0

### Lane 9 9 - Galen's Pro Shop Week 15 12/22/2019

Name	Old Avg	Old HDCP	-1-	-2-	-3-	Total	HDCP Total
Ann M. Stones	174	36	195	171	189	555	663
Michelle L. Limbach	185	25	208	182	184	574	649
Galen Keas	177	33	225	183	180	588	687
Dustin W. Graham	208	2	211	202	225	638	644
			====	====	====	====	====
Scratch Total			839	738	778	2355	2355
Handicap			96	96	96		288
Total			935	834	874	2355	2643
Team Points Won			1.0	1.0	1.0	4.0	4.0

### Lane 2 7 - Teachers & Creepers Week 15 12/22/2019

Name	Old Avg	Old HDCP	-1-	-2-	-3-	Total	HDCP Total
Tennille Allison	163	47	182	155	148	485	626
Amanda L. Rood	162	48	189	147	136	472	616
John M. Allison	129	81	102	65	98	265	508
Jon D. Rood	174	36	175	154	157	486	594
			====	====	====	====	====
Scratch Total			648	521	539	1708	1708
Handicap			212	212	212		636
Total			860	733	751	1708	2344
Team Points Won			1.0	0.0	0.0	1.0	1.0

### Lane 4 11 - We Attempt Week 15 12/22/2019

Name	Old Avg	Old HDCP	-1-	-2-	-3-	Total	HDCP Total
Ashley K. Hancock	134	76	128	133	132	393	621
Dani Krotz	155	55	168	164	153	485	650
Richard M. Serr	159	51	162	166	170	498	651
Larry L. Lambrecht	157	53	130	177	178	485	644
			====	====	====	====	====
Scratch Total			588	640	633	1861	1861
Handicap			235	235	235		705
Total			823	875	868	1861	2566
Team Points Won			0.0	1.0	1.0	2.0	2.0

### Lane 6 8 - Pin Seekers Week 15 12/22/2019

Name	Old Avg	Old HDCP	-1-	-2-	-3-	Total	HDCP Total
Chris M. Stockton	140	70	a130	a130	a130	390	600
Shannon L. Mitchell	144	66	117	162	178	457	655
Nick J. Stockton	156	54	144	149	114	407	569
Kirk E. Kossman	157	53	192	171	154	517	676
			====	====	====	====	====
Scratch Total			583	612	576	1771	1771
Handicap			243	243	243		729
Total			826	855	819	1771	2500
Team Points Won			0.0	0.0	1.0	1.0	1.0

### Lane 8 12 - Cruizers Week 15 12/22/2019

Name	Old Avg	Old HDCP	-1-	-2-	-3-	Total	HDCP Total
Trish R. Hancock	122	88	133	157	140	430	694
Shelli Krotz	134	76	164	136	148	448	676
John L. Krotz	177	33	187	198	147	532	631
Brian A. Stockman	130	80	110	153	143	406	646
			====	====	====	====	====
Scratch Total			594	644	578	1816	1816
Handicap			277	277	277		831
Total			871	921	855	1816	2647
Team Points Won			0.0	1.0	0.0	2.0	2.0

### Lane 10 5 - Lucky Strikes Week 15 12/22/2019

Name	Old Avg	Old HDCP	-1-	-2-	-3-	Total	HDCP Total
Angie C. Hauserman	125	85	141	133	135	409	664
Allie E. Moore	166	44	131	136	170	437	569
Malcolm R. Durand	141	69	140	139	104	383	590
Craig A. Schutt	153	57	175	132	159	466	637
			====	====	====	====	====
Scratch Total			587	540	568	1695	1695
Handicap			255	255	255		765
Total			842	795	823	1695	2460
Team Points Won			0.0	0.0	0.0	0.0	0.0

**Lane 11 2 - Spare Me** Week 15 12/22/2019

Name	Old Avg	Old HDCP	-1-	-2-	-3-	Total	HDCP Total
Kira L. Hancock	127	83	108	121	141	370	619
Karen L. Lopez	154	56	162	157	166	485	653
Tyler J. Krotz	70	140	85	50	101	236	656
Richard L. Lopez	140	70	145	175	133	453	663
			====	====	====	====	====
<i>Scratch Total</i>			500	503	541	1544	1544
<i>Handicap</i>			349	349	349		1047
<i>Total</i>			<b>849</b>	<b>852</b>	<b>890</b>	1544	<b>2591</b>
<i>Team Points Won</i>			1.0	1.0	1.0	4.0	4.0

**Lane 12 1 - We Dilly Dilly Too** Week 15 12/22/2019

Name	Old Avg	Old HDCP	-1-	-2-	-3-	Total	HDCP Total
Chris Flodine	124	86	163	140	135	438	696
Cindy Gibbons	143	67	129	140	169	438	639
Rick E. Maier	175	35	135	143	166	444	549
Lynn M. Watson	106	104	109	94	91	294	606
			====	====	====	====	====
<i>Scratch Total</i>			<b>536</b>	<b>517</b>	<b>561</b>	<b>1614</b>	<b>1614</b>
<i>Handicap</i>			292	292	292		876
<i>Total</i>			828	809	853	<b>1614</b>	2490
<i>Team Points Won</i>			0.0	0.0	0.0	0.0	0.0

Sunday 6:30 pm

## Big Apple Fun Center

## Change in Average

Name	-----Old-----		Old Avg					---Average Change---			Weekly Over Avg Series Avg +/-
	Pins	Games		-1-	-2-	-3-	Total	New - Old	---> +/-		
John M. Allison	5449	42	129	102	65	98	265	126.98	- 129.74	= -2.76	265 - 387=-122
Tennille Allison	6855	42	163	182	155	148	485	163.11	- 163.21	= -0.10	485 - 489=-4
Misty Anderson	3401	42	80	80	74	70	224	80.56	- 80.98	= -0.42	224 - 240=-16
Claire M. Christner	1167	9	129				0	129.67	- 129.67	= 0.00	
James M. Crown	5938	42	141	124	167	156	447	141.89	- 141.38	= 0.51	447 - 423=24
Malcolm R. Durand	5944	42	141	140	139	104	383	140.60	- 141.52	= -0.92	383 - 423=-40
Brooke A. Flodine	1698	15	113				0	113.20	- 113.20	= 0.00	
Chris Flodine	5248	42	124	163	140	135	438	126.36	- 124.95	= 1.40	438 - 372=66
Cindy Gibbons	5158	36	143	129	140	169	438	143.49	- 143.28	= 0.21	438 - 429=9
Dustin W. Graham	7493	36	208	211	202	225	638	208.49	- 208.14	= 0.35	638 - 624=14
Ben Halkyard	1276	9	141				0	141.78	- 141.78	= 0.00	
Sarah G. Halkyard	2720	15	181				0	181.33	- 181.33	= 0.00	
Ashley K. Hancock	4425	33	134	128	133	132	393	133.83	- 134.09	= -0.26	393 - 402=-9
Kira L. Hancock	4969	39	127	108	121	141	370	127.12	- 127.41	= -0.29	370 - 381=-11
Rich Hancock	4650	27	172				0	172.22	- 172.22	= 0.00	
Trish R. Hancock	5126	42	122	133	157	140	430	123.47	- 122.05	= 1.42	430 - 366=64
Angie C. Hauserman	5291	42	125	141	133	135	409	126.67	- 125.98	= 0.69	409 - 375=34
Mike Haws	922	6	153	233	136	144	513	159.44	- 153.67	= 5.78	513 - 459=54
Bryan L. Hodges	5642	36	156	161	175	196	532	158.31	- 156.72	= 1.59	532 - 468=64
Kim L. Hodges	4992	36	138	145	139	150	434	139.13	- 138.67	= 0.46	434 - 414=20
Sara A. Holder	4735	42	112	115	106	97	318	112.29	- 112.74	= -0.45	318 - 336=-18
Galen Keas	6912	39	177	225	183	180	588	178.57	- 177.23	= 1.34	588 - 531=57
Jen Kidd	3265	27	120	108	123	133	364	120.97	- 120.93	= 0.04	364 - 360=4
Nick Kidd	3664	18	203	150	168	158	476	197.14	- 203.56	= -6.41	476 - 609=-133
Kirk E. Kossman	5663	36	157	192	171	154	517	158.46	- 157.31	= 1.16	517 - 471=46
Keith D. Koupal	3077	24	128				0	128.21	- 128.21	= 0.00	
Dani Krotz	6075	39	155	168	164	153	485	156.19	- 155.77	= 0.42	485 - 465=20
John L. Krotz	7461	42	177	187	198	147	532	177.62	- 177.64	= -0.02	532 - 531=1
Shelli Krotz	5652	42	134	164	136	148	448	135.56	- 134.57	= 0.98	448 - 402=46
Tyler J. Krotz	2964	42	70	85	50	101	236	71.11	- 70.57	= 0.54	236 - 210=26
Larry L. Lambrecht	6633	42	157	130	177	178	485	158.18	- 157.93	= 0.25	485 - 471=14
Michelle L. Limbach	6678	36	185	208	182	184	574	185.95	- 185.50	= 0.45	574 - 555=19
Nick Loffredo	4130	36	114				0	114.72	- 114.72	= 0.00	
Karen L. Lopez	6468	42	154	162	157	166	485	154.51	- 154.00	= 0.51	485 - 462=23
Richard L. Lopez	5913	42	140	145	175	133	453	141.47	- 140.79	= 0.68	453 - 420=33
Rick E. Maier	5267	30	175	135	143	166	444	173.06	- 175.57	= -2.51	444 - 525=-81
Kenny Marienau	6004	42	142	115	101	158	374	141.73	- 142.95	= -1.22	374 - 426=-52
Michele A. Marienau	4306	40	107	153	112	105	370	108.74	- 107.65	= 1.09	370 - 321=49



Name	-----Old-----		Old					---Average Change---			Weekly Over Avg	
	Pins	Games	Avg	-1-	-2-	-3-	Total	New - Old	---> +/-	=	Series Avg +/-	
Lindsay L. McLaughlin	1566	9	174				0	174.00	- 174.00	=	0.00	
Amy Middleton	6120	42	145	164	149	152	465	146.33	- 145.71	=	0.62	465 - 435=30
Shannon L. Mitchell	5208	36	144	117	162	178	457	145.26	- 144.67	=	0.59	457 - 432=25
Allie E. Moore	4994	30	166	131	136	170	437	164.58	- 166.47	=	-1.89	437 - 498=-61
Allen S. Noltersmeier	5200	42	123	154	114	135	403	124.51	- 123.81	=	0.70	403 - 369=34
Penny A. Parker	4112	42	97	83	118	112	313	98.33	- 97.90	=	0.43	313 - 291=22
Jason O. Pedersen	512	3	170				0	170.67	- 170.67	=	0.00	
Michelle J. Peterson	2164	15	144				0	144.27	- 144.27	=	0.00	
Cassie Robinson (LH)	462	6	77	89	102	91	282	82.67	- 77.00	=	5.67	282 - 231=51
Cassie Robinson (RH)	1440	15	96				0	96.00	- 96.00	=	0.00	
Amanda L. Rood	6840	42	162	189	147	136	472	162.49	- 162.86	=	-0.37	472 - 486=-14
Jon D. Rood	7323	42	174	175	154	157	486	173.53	- 174.36	=	-0.82	486 - 522=-36
Craig A. Schutt	5981	39	153	175	132	159	466	153.50	- 153.36	=	0.14	466 - 459=7
Richard M. Serr	6702	42	159	162	166	170	498	160.00	- 159.57	=	0.43	498 - 477=21
Jeff D. Snodgrass	4980	42	118	141	149	114	404	119.64	- 118.57	=	1.07	404 - 354=50
Brian A. Stockman	1567	12	130	110	153	143	406	131.53	- 130.58	=	0.95	406 - 390=16
Chris M. Stockton	5468	39	140	a130	a130	a130	390	140.21	- 140.21	=	0.00	
Nick J. Stockton	6553	42	156	144	149	114	407	154.67	- 156.02	=	-1.36	407 - 468=-61
Ann M. Stones	5747	33	174	195	171	189	555	175.06	- 174.15	=	0.90	555 - 522=33
Jon Stoye	665	6	110				0	110.83	- 110.83	=	0.00	
Lynn M. Watson	2230	21	106	109	94	91	294	105.17	- 106.19	=	-1.02	294 - 318=-24
Krista K. Wiester	3595	21	171				0	171.19	- 171.19	=	0.00	
Matt Young	5033	42	119	99	117	81	297	118.44	- 119.83	=	-1.39	297 - 357=-60

Sunday 6:30 pm

## Big Apple Fun Center

## High Average Listing

Name	True Average	Pins	Gms	To Raise Avg +1	To Drop Avg -1
Dustin W. Graham	208.49	8131	39	647	604
Nick Kidd	197.14	4140	21	612	587
Michelle L. Limbach	185.95	7252	39	560	517
Sarah G. Halkyard	181.33	2720	15	556	537
Galen Keas	178.57	7500	42	555	509
John L. Krotz	177.62	7993	45	551	502
Ann M. Stones	175.06	6302	36	562	522
Lindsay L. McLaughlin	174.00	1566	9	534	521
Jon D. Rood	173.53	7809	45	543	494
Rick E. Maier	173.06	5711	33	553	516
Rich Hancock	172.22	4650	27	540	509
Krista K. Wiester	171.19	3595	21	533	508
Jason O. Pedersen	170.67	512	3	514	507
Allie E. Moore	164.58	5431	33	509	472
Tennille Allison	163.11	7340	45	532	483
Amanda L. Rood	162.49	7312	45	512	463
Richard M. Serr	160.00	7200	45	528	479
Mike Haws	159.44	1435	9	485	472
Kirk E. Kossman	158.46	6180	39	498	455
Bryan L. Hodges	158.31	6174	39	504	461
Larry L. Lambrecht	158.18	7118	45	514	465
Dani Krotz	156.19	6560	42	505	459
Nick J. Stockton	154.67	6960	45	480	431
Karen L. Lopez	154.51	6953	45	487	438
Craig A. Schutt	153.50	6447	42	483	437
Amy Middleton	146.33	6585	45	471	422
Shannon L. Mitchell	145.26	5665	39	467	424
Michelle J. Peterson	144.27	2164	15	446	427
Cindy Gibbons	143.49	5596	39	452	409
James M. Crown	141.89	6385	45	431	382
Ben Halkyard	141.78	1276	9	428	415
Kenny Marienau	141.73	6378	45	438	389
Richard L. Lopez	141.47	6366	45	450	401
Malcolm R. Durand	140.60	6327	45	441	392
Chris M. Stockton	140.21	5468	39	454	411
Kim L. Hodges	139.13	5426	39	454	411
Shelli Krotz	135.56	6100	45	428	379
Ashley K. Hancock	133.83	4818	36	408	368
Brian A. Stockman	131.53	1973	15	403	384
Claire M. Christner	129.67	1167	9	393	380
Keith D. Koupal	128.21	3077	24	406	378
Kira L. Hancock	127.12	5339	42	421	375
John M. Allison	126.98	5714	45	382	333
Angie C. Hauserman	126.67	5700	45	396	347
Chris Flodine	126.36	5686	45	410	361
Allen S. Noltersmeier	124.51	5603	45	397	348
Trish R. Hancock	123.47	5556	45	396	347
Jen Kidd	120.97	3629	30	364	330
Jeff D. Snodgrass	119.64	5384	45	376	327

<u>Name</u>	<u>True Average</u>	<u>Pins</u>	<u>Gms</u>	<u>To Raise Avg +1</u>	<u>To Drop Avg -1</u>
Matt Young	118.44	5330	45	382	333
Nick Loffredo	114.72	4130	36	355	315
Brooke A. Flodine	113.20	1698	15	354	335
Sara A. Holder	112.29	5053	45	371	322
Jon Stoye	110.83	665	6	334	324
Michele A. Marienau	108.74	4676	43	338	291
Lynn M. Watson	105.17	2524	24	338	310
Penny A. Parker	98.33	4425	45	327	278
Cassie Robinson (RH)	96.00	1440	15	306	287
Cassie Robinson (LH)	82.67	744	9	252	239
Misty Anderson	80.56	3625	45	263	214
Tyler J. Krotz	71.11	3200	45	256	207

Sunday 6:30 pm

## Big Apple Fun Center

Lanes 1 - 12

\* Bowlers listed must have a minimum of 21 games.

Note: This report includes information through December 22 which is Week 15 of 30

## Most Improved Averages

Name	True Average	Most Improved Avg	+/-	Name	True Average	Most Improved Avg	+/-
Hodges, Kim L.	139.13	129	+10.13	Hauserman, Angie C.	126.67	126	+0.67
Noltersmeier, Allen S.	124.51	115	+9.51	Graham, Dustin W.	208.49	208	+0.49
Rood, Amanda L.	162.49	154	+8.49	Hancock, Trish R.	123.47	123	+0.47
Hodges, Bryan L.	158.31	150	+8.31	Holder, Sara A.	112.29	112	+0.29
Snodgrass, Jeff D.	119.64	112	+7.64	Wiester, Krista K.	171.19	171	+0.19
Lambrecht, Larry L.	158.18	151	+7.18	Kidd, Nick	197.14	197	+0.14
Crown, James M.	141.89	135	+6.89	Krotz, Tyler J.	71.11	71	+0.11
Stockton, Nick J.	154.67	149	+5.67	Hancock, Ashley K.	133.83	134	-0.17
Keas, Galen	178.57	173	+5.57	Marienau, Kenny	141.73	142	-0.27
Krotz, Dani	156.19	151	+5.19	Gibbons, Cindy	143.49	144	-0.51
Marienau, Michele A.	108.74	104	+4.74	Watson, Lynn M.	105.17	106	-0.83
Rood, Jon D.	173.53	169	+4.53	Serr, Richard M.	160.00	161	-1.00
Stones, Ann M.	175.06	171	+4.06	Koupal, Keith D.	128.21	130	-1.79
Limbach, Michelle L.	185.95	182	+3.95	Krotz, John L.	177.62	180	-2.38
Mitchell, Shannon L.	145.26	142	+3.26	Durand, Malcolm R.	140.60	143	-2.40
Hancock, Rich	172.22	169	+3.22	Moore, Allie E.	164.58	167	-2.42
Krotz, Shelli	135.56	133	+2.56	Lopez, Karen L.	154.51	157	-2.49
Lopez, Richard L.	141.47	139	+2.47	Kossman, Kirk E.	158.46	161	-2.54
Flodine, Chris	126.36	124	+2.36	Hancock, Kira L.	127.12	130	-2.88
Parker, Penny A.	98.33	96	+2.33	Young, Matt	118.44	122	-3.56
Kidd, Jen	120.97	119	+1.97	Allison, John M.	126.98	131	-4.02
Anderson, Misty	80.56	79	+1.56	Schutt, Craig A.	153.50	158	-4.50
Middleton, Amy	146.33	145	+1.33	Maier, Rick E.	173.06	178	-4.94
Allison, Tennille	163.11	162	+1.11	Stockton, Chris M.	140.21	146	-5.79
Loffredo, Nick	114.72	114	+0.72				

Sunday 6:30 pm

## Big Apple Fun Center

## Most Pins Over Average

Name	-----Old-----		Old Avg	-1- -2- -3-			Total	---Average Change---			Weekly Over Avg Series Avg +/-
	Pins	Games		-1-	-2-	-3-		New - Old	---> +/-		
Chris Flodine	5248	42	124	163	140	135	438	126.36	- 124.95	= 1.40	438 - 372=66
Trish R. Hancock	5126	42	122	133	157	140	430	123.47	- 122.05	= 1.42	430 - 366=64
Bryan L. Hodges	5642	36	156	161	175	196	532	158.31	- 156.72	= 1.59	532 - 468=64
Galen Keas	6912	39	177	225	183	180	588	178.57	- 177.23	= 1.34	588 - 531=57
Mike Haws	922	6	153	233	136	144	513	159.44	- 153.67	= 5.78	513 - 459=54
Cassie Robinson (LH)	462	6	77	89	102	91	282	82.67	- 77.00	= 5.67	282 - 231=51
Jeff D. Snodgrass	4980	42	118	141	149	114	404	119.64	- 118.57	= 1.07	404 - 354=50
Michele A. Marienau	4306	40	107	153	112	105	370	108.74	- 107.65	= 1.09	370 - 321=49
Shelli Krotz	5652	42	134	164	136	148	448	135.56	- 134.57	= 0.98	448 - 402=46
Kirk E. Kossman	5663	36	157	192	171	154	517	158.46	- 157.31	= 1.16	517 - 471=46
Angie C. Hauserman	5291	42	125	141	133	135	409	126.67	- 125.98	= 0.69	409 - 375=34
Allen S. Noltersmeier	5200	42	123	154	114	135	403	124.51	- 123.81	= 0.70	403 - 369=34
Richard L. Lopez	5913	42	140	145	175	133	453	141.47	- 140.79	= 0.68	453 - 420=33
Ann M. Stones	5747	33	174	195	171	189	555	175.06	- 174.15	= 0.90	555 - 522=33
Amy Middleton	6120	42	145	164	149	152	465	146.33	- 145.71	= 0.62	465 - 435=30
Tyler J. Krotz	2964	42	70	85	50	101	236	71.11	- 70.57	= 0.54	236 - 210=26
Shannon L. Mitchell	5208	36	144	117	162	178	457	145.26	- 144.67	= 0.59	457 - 432=25
James M. Crown	5938	42	141	124	167	156	447	141.89	- 141.38	= 0.51	447 - 423=24
Karen L. Lopez	6468	42	154	162	157	166	485	154.51	- 154.00	= 0.51	485 - 462=23
Penny A. Parker	4112	42	97	83	118	112	313	98.33	- 97.90	= 0.43	313 - 291=22
Richard M. Serr	6702	42	159	162	166	170	498	160.00	- 159.57	= 0.43	498 - 477=21
Kim L. Hodges	4992	36	138	145	139	150	434	139.13	- 138.67	= 0.46	434 - 414=20
Dani Krotz	6075	39	155	168	164	153	485	156.19	- 155.77	= 0.42	485 - 465=20
Michelle L. Limbach	6678	36	185	208	182	184	574	185.95	- 185.50	= 0.45	574 - 555=19
Brian A. Stockman	1567	12	130	110	153	143	406	131.53	- 130.58	= 0.95	406 - 390=16
Dustin W. Graham	7493	36	208	211	202	225	638	208.49	- 208.14	= 0.35	638 - 624=14
Larry L. Lambrecht	6633	42	157	130	177	178	485	158.18	- 157.93	= 0.25	485 - 471=14
Cindy Gibbons	5158	36	143	129	140	169	438	143.49	- 143.28	= 0.21	438 - 429=9
Craig A. Schutt	5981	39	153	175	132	159	466	153.50	- 153.36	= 0.14	466 - 459=7
Jen Kidd	3265	27	120	108	123	133	364	120.97	- 120.93	= 0.04	364 - 360=4
John L. Krotz	7461	42	177	187	198	147	532	177.62	- 177.64	= -0.02	532 - 531=1
Tennille Allison	6855	42	163	182	155	148	485	163.11	- 163.21	= -0.10	485 - 489=-4
Ashley K. Hancock	4425	33	134	128	133	132	393	133.83	- 134.09	= -0.26	393 - 402=-9
Kira L. Hancock	4969	39	127	108	121	141	370	127.12	- 127.41	= -0.29	370 - 381=-11
Amanda L. Rood	6840	42	162	189	147	136	472	162.49	- 162.86	= -0.37	472 - 486=-14
Misty Anderson	3401	42	80	80	74	70	224	80.56	- 80.98	= -0.42	224 - 240=-16
Sara A. Holder	4735	42	112	115	106	97	318	112.29	- 112.74	= -0.45	318 - 336=-18
Lynn M. Watson	2230	21	106	109	94	91	294	105.17	- 106.19	= -1.02	294 - 318=-24

Name	-----Old-----		Old					---Average Change---			Weekly Over Avg
	Pins	Games	Avg	-1-	-2-	-3-	Total	New - Old	---> +/-	Series Avg +/-	
Jon D. Rood	7323	42	174	175	154	157	486	173.53 - 174.36	= -0.82	486 - 522=-36	
Malcolm R. Durand	5944	42	141	140	139	104	383	140.60 - 141.52	= -0.92	383 - 423=-40	
Kenny Marienau	6004	42	142	115	101	158	374	141.73 - 142.95	= -1.22	374 - 426=-52	
Matt Young	5033	42	119	99	117	81	297	118.44 - 119.83	= -1.39	297 - 357=-60	
Allie E. Moore	4994	30	166	131	136	170	437	164.58 - 166.47	= -1.89	437 - 498=-61	
Nick J. Stockton	6553	42	156	144	149	114	407	154.67 - 156.02	= -1.36	407 - 468=-61	
Rick E. Maier	5267	30	175	135	143	166	444	173.06 - 175.57	= -2.51	444 - 525=-81	
John M. Allison	5449	42	129	102	65	98	265	126.98 - 129.74	= -2.76	265 - 387=-122	
Nick Kidd	3664	18	203	150	168	158	476	197.14 - 203.56	= -6.41	476 - 609=-133	

Sunday 6:30 pm

## Big Apple Fun Center

## Alphabetic League Bowler Contact List

USBC							Bowling		
ID Number	Name	Avg	Gms	Phone	Phone	E-mail	Hand	Sex	
1494-2022	Allison, John M.	126	45	(308)440-8722	( )_-__	johnallison33@gmail.com	R	M	
4132-1195	Allison, Tennille	163	45	(308)440-2679	( )_-__	newblue1@msn.com	R	W	
9726-4215	Anderson, Misty	80	45	(308)293-4332	( )_-__		L	W	
9726-4202	Christner, Claire M.	129	9	(308)529-1910	( )_-__	clairemarie_9@hotmail.com	R	W	
1513-966	Crown, James M.	141	45	(308)530-6800	( )_-__		R	M	
6201-69	Durand, Malcolm R.	140	45	(308)627-8530	( )_-__		R	M	
4132-1280	Flodine, Brooke A.	113	15	(308)991-4709	( )_-__		R	W	
1494-3032	Flodine, Chris	126	45	(308)991-2537	( )_-__	skull52ex@gmail.com	R	M	
4132-135	Gibbons, Cindy	143	39	(308)238-1296	( )_-__		R	W	
1494-2616	Graham, Dustin W.	208	39	(402)760-2000	( )_-__		R	M	
1494-3081	Halkyard, Ben	141	9	(308)233-2982	( )_-__	benhalkyard@gmail.com	R	M	
4132-1273	Halkyard, Sarah G.	181	15	(308)390-1293	( )_-__	sghalkyard@gmail.com	R	W	
4137-6870	Hancock, Ashley K.	133	36	(308)440-5829	( )_-__	asherisabella21@gmail.com	R	W	
4132-797	Hancock, Kira L.	127	42	(308)440-2128	( )_-__	kirahancock@gmail.com	R	W	
1494-2387	Hancock, Rich	172	27	(308)440-5229	( )_-__	richardhancock@charter.net	R	M	
4132-665	Hancock, Trish R.	123	45	(308)440-6787	( )_-__	trhancock85@gmail.com	R	W	
4132-100	Hauserman, Angie C.	126	45	(308)234-9280	( )_-__		R	W	
9726-4197	Haws, Mike	159	9	(308)233-7692	( )_-__	michael.haws24@gmail.com	R	M	
1494-2652	Hodges, Bryan L.	158	39	(308)440-6689	( )_-__	buffalo.designs@yahoo.com	R	M	
4132-924	Hodges, Kim L.	139	39	(308)293-7824	( )_-__	hodgesfam3@yahoo.com	R	W	
8966-5808	Holder, Sara A.	112	45	(308)258-3595	( )_-__		R	W	
1486-810	Keas, Galen	178	42	(308)390-0751	( )_-__	galenkeas@hotmail.com	R	M	
4127-1602	Kidd, Jen	120	30	(308)293-0075	( )_-__	jenkidd1@yahoo.com	R	W	
1489-496	Kidd, Nick	197	21	(308)627-6139	( )_-__	nickkidd79@gmail.com	R	M	
1494-352	Kossman, Kirk E.	158	39	(308)440-5461	( )_-__		R	M	
1494-3122	Koupal, Keith D.	128	24	(308)233-2253	( )_-__	ktkoupal@hotmail.com	R	M	
4132-1351	Krotz, Dani	156	42	(308)440-9799	( )_-__		R	W	
1494-2625	Krotz, John L.	177	45	(308)440-9799	( )_-__	jlkrotz@yahoo.com	R	M	
4132-768	Krotz, Shelli	135	45	(308)627-5650	( )_-__	mrkrotz@yahoo.com	R	W	
1494-2911	Krotz, Tyler J.	71	45	(308)627-1799	( )_-__		R	M	
8185-448	Lambrecht, Larry L.	158	45	(308)708-1600	( )_-__		R	M	
4132-94	Limbach, Michelle L.	185	39	(308)627-5811	( )_-__	mickibach@yahoo.com	R	W	
9726-4203	Loffredo, Nick	114	36	(308)395-2319	( )_-__	nloffredo1982@gmail.com	R	M	
4132-372	Lopez, Karen L.	154	45	(308)293-9643	(308)237-3804	kllopez61@gmail.com	R	W	
1494-252	Lopez, Richard L.	141	45	(308)237-3804	(308)293-3289	rlopez51@gmail.com	R	M	
1494-3020	Maier, Rick E.	173	33	(308)325-8949	( )_-__	rick32AZ@gmail.com	R	M	
1494-1583	Marienu, Kenny	141	45	(308)240-1554	( )_-__		R	M	
4132-740	Marienu, Michele A.	108	43	(308)233-2467	( )_-__		R	W	
4132-846	McLaughlin, Lindsay L.	174	9	(308)627-2109	( )_-__	lultwobowl@hotmail.com	R	W	
8386-2866	Middleton, Amy	146	45	(334)237-4433	( )_-__		R	W	
4132-1049	Mitchell, Shannon L.	145	39	(308)293-6074	( )_-__	shannon.mitchell.87@gmail.com	R	W	
4132-1405	Moore, Allie E.	164	33	(308)224-7641	( )_-__	allie.moore21@yahoo.com	R	W	
1494-3021	Noltersmeier, Allen S.	124	45	(308)233-2249	( )_-__		R	M	
9726-4204	Parker, Penny A.	98	45	(308)233-1605	( )_-__	pparker2214@yahoo.com	R	W	
8193-35541	Pedersen, Jason O.	170	3	(480)216-0233	( )_-__	japed97@gmail.com	R	M	
4132-1524	Peterson, Michelle J.	144	15	(308)224-4904	( )_-__	mjanep17@gmail.com	R	W	
9726-4238	Robinson (LH), Cassie	82	9	(308)627-2225	( )_-__	cassandrasmack@gmail.com	L	W	
9726-4238	Robinson (RH), Cassie	96	15	(308)627-2225	( )_-__	cassandrasmack@gmail.com	R	W	
4132-505	Rood, Amanda L.	162	45	(308)440-6070	( )_-__	arood24@gmail.com	R	W	
1494-1935	Rood, Jon D.	173	45	(308)455-0279	( )_-__	rood77@yahoo.com	R	M	
1494-3217	Schutt, Craig A.	153	42	(308)216-0911	(308)224-5421		R	M	
1494-2455	Serr, Richard M.	160	45	(308)440-0152	( )_-__	rserr@charter.net	R	M	

USBC						Bowling		
ID Number	Name	Avg	Gms	Phone	Phone	E-mail	Hand	Sex
1494-3216	Snodgrass, Jeff D.	119	45	(402)759-2746	( )_-_-	ozzie_1980@yahoo.com	R	M
1494-3233	Stockman, Brian A.	131	15	(308)293-5943	( )_-_-		R	M
4132-955	Stockton, Chris M.	140	39	(308)760-0757	( )_-_-	chris1stockton@gmail.com	R	W
1494-2685	Stockton, Nick J.	154	45	(308)760-3835	( )_-_-	stocky2002@yahoo.com	R	M
4132-1398	Stones, Ann M.	175	36	(308)293-6554	( )_-_-	annstones86@gmail.com	R	W
1494-3205	Stoye, Jon	110	6	(308)962-6878	( )_-_-		R	M
4132-852	Watson, Lynn M.	105	24	(308)224-9717	( )_-_-		R	W
8092-36738	Wiester, Krista K.	171	21	(402)677-7680	( )_-_-	wiesterk@hotmail.com	R	W
9726-4114	Young, Matt	118	45	(308)627-9601	( )_-_-		R	M



# Town & Country 2019-20

## Big Apple Fun Center

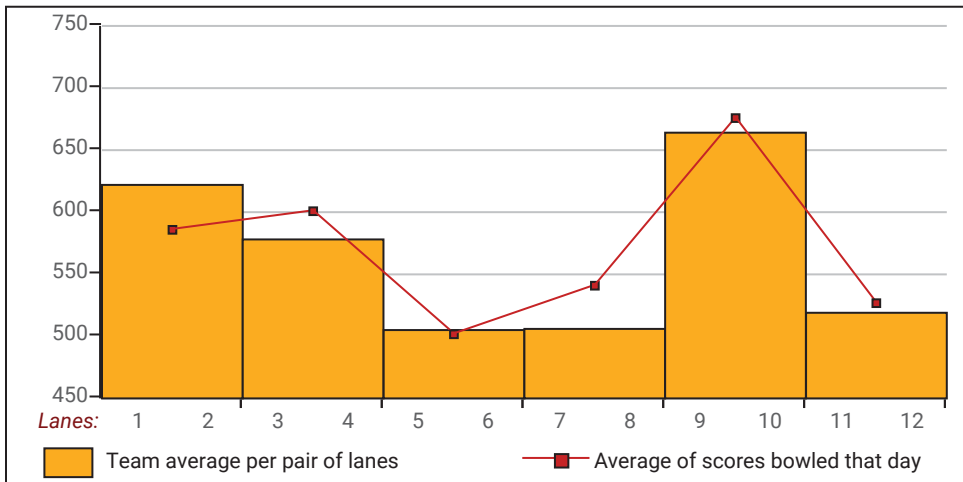
This report is for scores bowled December 22 which is Week 15 of 30

### This Week's Statistics

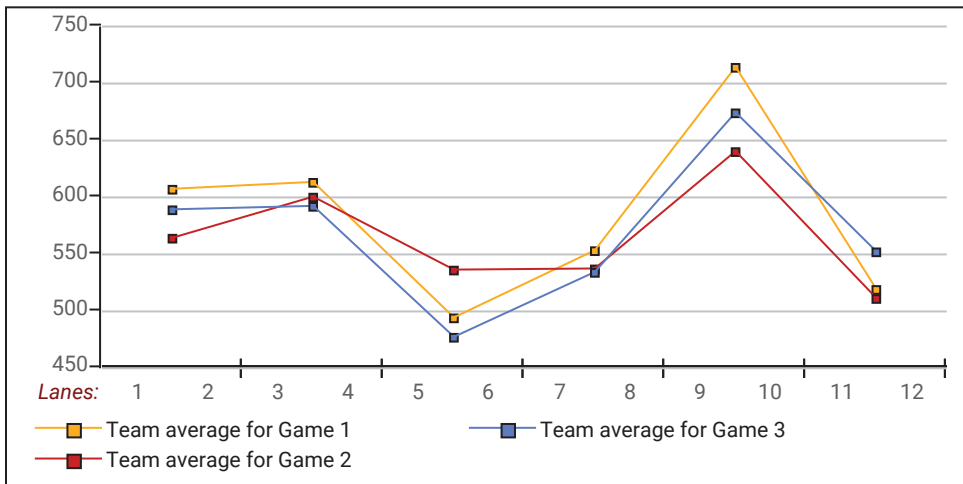
	<u>Over All</u>	<u>Men</u>	<u>Women</u>
How many people bowled	47	24	23
Number of games bowled	141	72	69
Actual average of week's scores	143.19	148.44	137.71
How many games above average	78	37	41
How many games below average	62	35	27
Pins above/below average per game	1.66	-0.81	4.23
How many people raised average by this amount	30	15	15
How many people went down by this amount	1.05	1.13	0.97
How many people went down by this amount	17	9	8
How many people went down by this amount	-1.31	-1.93	-0.60
League average before bowling	142.08	149.82	133.99
League average after bowling	142.27	149.80	134.41
Change in league average	0.19	-0.02	0.42
800s	--	--	--
775s	--	--	--
750s	--	--	--
725s	--	--	--
700s	--	--	--
675s	--	--	--
650s	--	--	--
625s	1	1	--
600s	--	--	--
575s	1	1	--
550s	2	--	2
525s	2	2	--
500s	2	2	--
475s	7	4	3
450s	5	2	3
425s	8	3	5
400s	5	4	1
below 400	14	5	9
300s	--	--	--
275s	--	--	--
250s	--	--	--
225s	3	3	--
200s	3	2	1
175s	19	12	7
150s	36	19	17
125s	41	19	22
100s	24	11	13
below 100	15	6	9

This report is for scores bowled December 22 which is Week 15 of 30

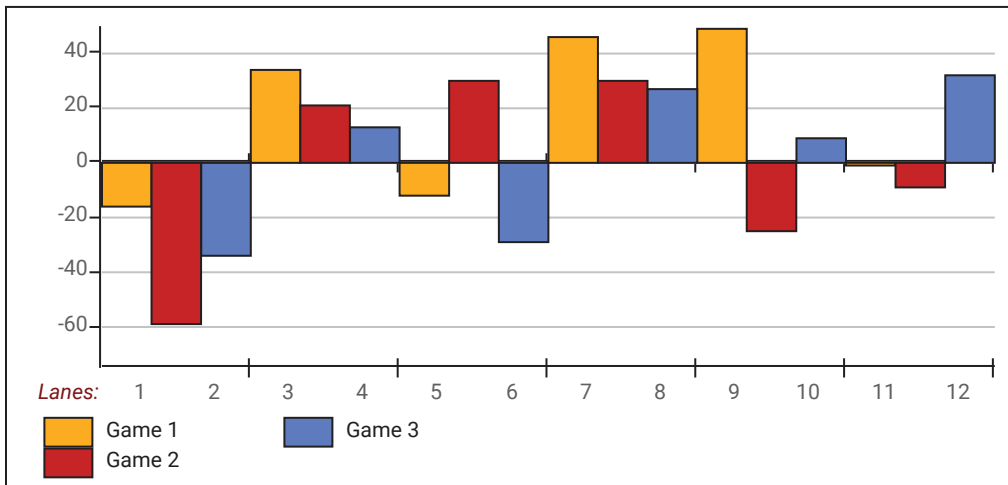
**Team Average vs Avg of Scores**



**Average of Scores for Each Game**

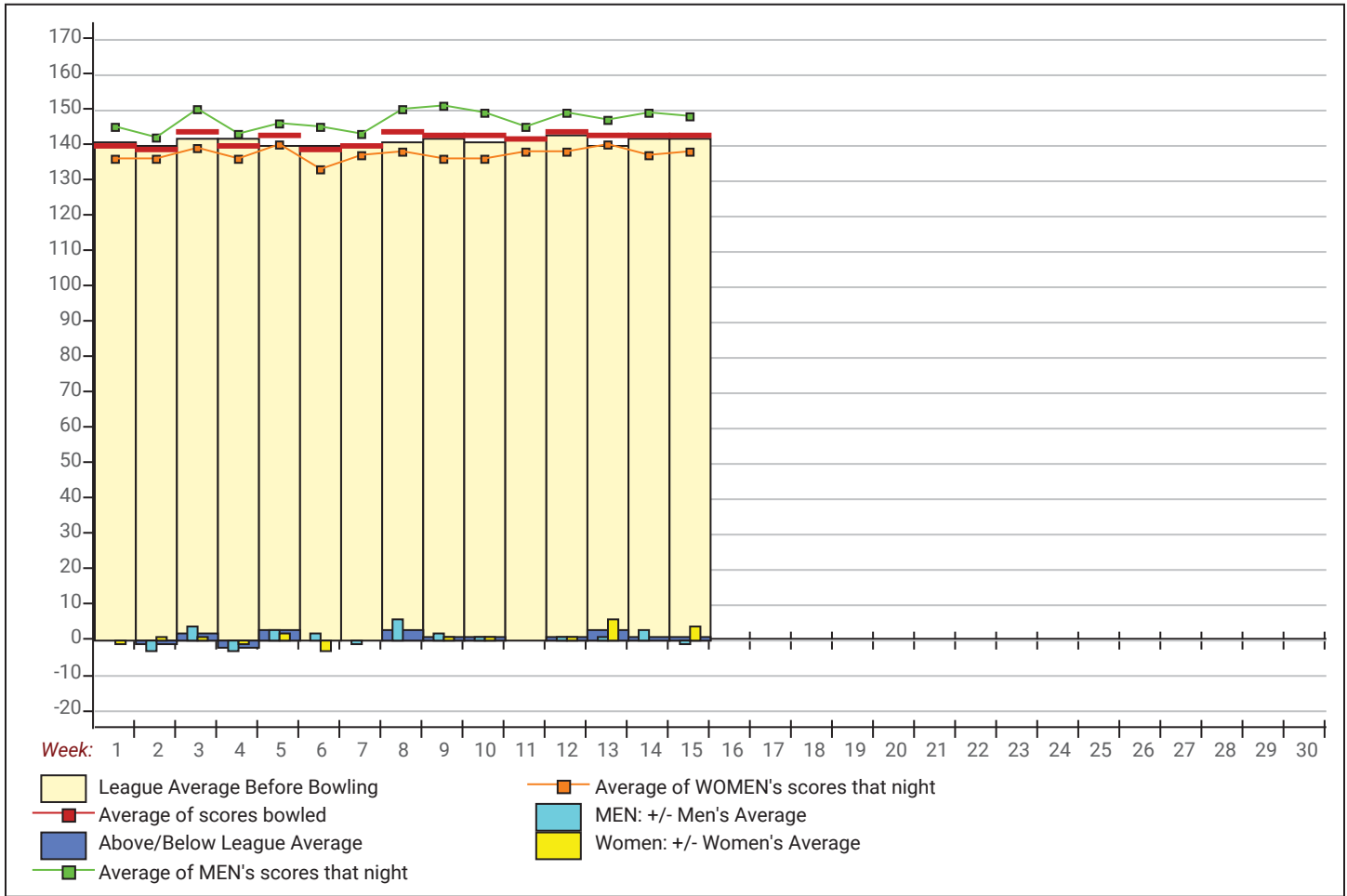


**Amount Over/Under Team Average**



This report is for scores bowled December 22 which is Week 15 of 30

**League Average Week-by-Week**



**League Average Statistics for Last Week**

	League	Right Hand	Left Hand	Men (Lft+Rt)	Women (Lft+Rt)
League Average Before Bowling	142.08	144.88	78.99	149.82	133.99
Average of scores bowled that night	143.19	145.81	84.33	148.44	137.71
New League Average After Bowling	142.27	144.97	81.61	149.80	134.41
Change in League Average	.19	.09	2.62	-.02	.42
People Who Bowled Over Average	30	29	1	15	15
People Who Bowled Under Average	17	16	1	9	8
Average Amount of Series Over Avg	32.50	31.86	51.00	35.07	29.93
Average Amount of Series Under Avg	-43.59	-45.31	-16.00	-64.89	-19.63
Difference Avg, NiteAvg	1.66	1.47	5.83	-.81	4.23
Number of Bowlers	47	45	2	24	23
Number of Games Bowled	141	135	6	72	69
People Who Raised Their Average	30	29	1	15	15
Raised By an Average of This Amount	1.05	.89	5.67	1.13	.97
People Who Lowered Their Average	17	16	1	9	8
Lowered By an Average of This Amou	-1.31	-1.36	-.42	-1.93	-.60
Number of Games Bowled Over Avera	78	75	3	37	41
Number of Games Bowled Under Avera	62	60	2	35	27

Note: Averages are based only on people who bowled.

Sunday 6:30 pm

**Big Apple Fun Center**

Lanes 1 - 12

*If you have questions, please contact*

**John Krotz (308)440-9799 74 Sweetwater Ave, Kearney, NE 68847**  
**Send E-mail to: [jkrotz@yahoo.com](mailto:jkrotz@yahoo.com)**

*Note: This report includes information through December 22 which is Week 15 of 30***Awards Earned This Week**

<b>Name</b>	<b>USBC ID Number</b>	<b>Award Average</b>	<b>Award Games</b>	<b>G1</b>	<b>G2</b>	<b>G3</b>	<b>Series</b>	<b>Award Score</b>	<b>Award Received</b>
Tyler J. Krotz	1494-2911 USBC	70	42	85	50	101	236	101	100 Game (Local Assoc. Awards)
Michele A. Marienau	4132-740 USBC	107	40	153	112	105	370	153	150 Game (Local Assoc. Awards)

#### Team Standings

Place	Team Name	Avg p/gm	Points Won	Points Lost	Year-To-Date WON	Y-T-D LOST
1	We're Back	602	45	15	45	15
2	Teachers & Creepers	626	41	19	41	19
3	Odd Balls	524	36	24	36	24
4	We Attempt	609	36	24	36	24
5	Pin Busters	416	33	27	33	27
6	Pin Seekers	589	30	30	30	30
7	Smokin' Aces	476	29	31	29	31
8	Galen's Pro Shop	737	28	32	28	32
9	Cruizers	594	27	33	27	33
10	Spare Me	495	21½	38½	21½	38½
11	Lucky Strikes	586	19½	40½	19½	40½
12	We Dilly Dilly Too	545	14	46	14	46

\*\*\* Although not shown, standings are determined by points only for the current part

#### Last Week's Top Scores

	Scratch Game	Scratch Series	Handicap Game	Handicap Series
<b>Men</b>	233 Mike Haws	638 Dustin Graham	290 Mike Haws	696 Chris Flodine
	225 Dustin Graham	588 Galen Keas	258 Galen Keas	694 Bryan Hodges
	225 Galen Keas	532 Bryan Hodges	250 Bryan Hodges	687 Galen Keas
	198 John Krotz	532 John Krotz	249 Chris Flodine	684 Mike Haws
	196 Bryan Hodges	517 Kirk Kossman	245 Kirk Kossman	680 Jeff Snodgrass
	192 Kirk Kossman	513 Mike Haws	245 Richard Lopez	676 Kirk Kossman
	178 Larry Lambrecht	498 Richard Serr	241 Tyler Krotz	664 Allen Noltersmeier
	175 Richard Lopez	486 Jon Rood	241 Allen Noltersmeier	663 Richard Lopez
	175 Jon Rood	485 Larry Lambrecht	241 Jeff Snodgrass	656 Tyler Krotz
	175 Craig Schutt	476 Nick Kidd	236 James Crown	654 James Crown
<b>Women</b>	208 Michelle Limbach	574 Michelle Limbach	256 Michele Marienau	694 Trish Hancock
	195 Ann Stones	555 Ann Stones	245 Trish Hancock	681 Cassie Robinson (LH)
	189 Amanda Rood	485 Karen Lopez	244 Shannon Mitchell	679 Michele Marienau
	182 Tennille Allison	485 Dani Krotz	240 Shelli Krotz	676 Shelli Krotz
	178 Shannon Mitchell	485 Tennille Allison	237 Amanda Rood	664 Angie Hauserman
	170 Allie Moore	472 Amanda Rood	236 Cindy Gibbons	663 Ann Stones
	169 Cindy Gibbons	465 Amy Middleton	235 Cassie Robinson (LH)	660 Amy Middleton
	168 Dani Krotz	457 Shannon Mitchell	233 Michelle Limbach	655 Shannon Mitchell
	166 Karen Lopez	448 Shelli Krotz	231 Penny Parker	653 Karen Lopez
	164 Shelli Krotz	438 Cindy Gibbons	231 Ann Stones	652 Penny Parker
	164 Amy Middleton			

# Town & Country 2019-20

Sunday 6:30 pm

## Big Apple Fun Center

Lanes 1 - 12

President: John Krotz Vice President: Richard Lopez  
Secretary/Treasurer: Trish Hancock

### Team Standings

Place	#	Team Name	Points Won	Points Lost	%Won	Pins + HDCP	Scratch Pins	Avg p/gm	Year-To-Date WON	Y-T-D LOST	Y-T-D % WON
1	9	Galen's Pro Shop	31	17	64.6	68680	60310	744	59	49	54.6
2	11	We Attempt	29½	18½	61.5	69167	49922	616	65½	42½	60.6
3	10	Pin Busters	29½	18½	61.5	68967	34671	428	62½	45½	57.9
4	6	Odd Balls	28	20	58.3	69144	44181	545	64	44	59.3
5	2	Spare Me	26½	21½	55.2	68203	40357	498	48	60	44.4
6	8	Pin Seekers	24½	23½	51.0	68217	48432	597	54½	53½	50.5
7	4	We're Back	22	26	45.8	68631	48957	604	67	41	62.0
8	12	Cruizers	22	26	45.8	68228	48077	593	49	59	45.4
9	7	Teachers & Creepers	21	27	43.8	68333	50693	625	62	46	57.4
10	1	We Dilly Dilly Too	19½	28½	40.6	67561	44689	551	33½	74½	31.0
11	3	Smokin' Aces	17	31	35.4	65444	36254	464	46	62	42.6
12	5	Lucky Strikes	16½	31½	34.4	68019	47793	590	36	72	33.3

### Review of Last Week's Bowling.....

Lanes	Team Name	HDCP -1-	HDCP -2-	HDCP -3-	HDCP Total	Last Wk WON	Team Name	HDCP -1-	HDCP -2-	HDCP -3-	HDCP Total	Last Wk WON
1-2	We Dilly Dilly Too	819	793	758	2370	0	<---> Smokin' Aces	827	821	879	2527	4
3-4	Galen's Pro Shop	792	840	835	2467	3	<---> Spare Me	829	809	821	2459	1
5-6	We Attempt	873	819	920	2612	2	<---> Odd Balls	858	854	913	2625	2
7-8	Teachers & Creepers	819	892	786	2497	1	<---> Cruizers	851	833	871	2555	3
9-10	Lucky Strikes	852	869	880	2601	1	<---> Pin Seekers	877	830	936	2643	3
11-12	Pin Busters	840	780	834	2454	3	<---> We're Back	725	788	713	2226	1

**Thanks for bowling! We hope you had a good time. See you next season!**

### Last Week's Top Scores

Team Scratch Game		Team Scratch Series		Team Handicap Game		Team Handicap Series	
750	Galen's Pro Shop	2197	Galen's Pro Shop	936	Pin Seekers	2643	Pin Seekers
695	Pin Seekers	1934	We Attempt	920	We Attempt	2625	Odd Balls
694	We Attempt	1920	Pin Seekers	913	Odd Balls	2612	We Attempt
676	Teachers & Creepers	1849	Teachers & Creepers	892	Teachers & Creepers	2601	Lucky Strikes
637	Odd Balls	1845	Lucky Strikes	880	Lucky Strikes	2555	Cruizers
631	Cruizers	1835	Cruizers	879	Smokin' Aces	2527	Smokin' Aces
628	Lucky Strikes	1797	Odd Balls	871	Cruizers	2497	Teachers & Creepe
610	We're Back	1692	We're Back	840	Galen's Pro Shop	2467	Galen's Pro Shop
541	We Dilly Dilly Too	1536	We Dilly Dilly Too	840	Pin Busters	2459	Spare Me
490	Smokin' Aces	1427	Spare Me	829	Spare Me	2454	Pin Busters
485	Spare Me	1360	Smokin' Aces	819	We Dilly Dilly Too	2370	We Dilly Dilly Too
426	Pin Busters	1212	Pin Busters	788	We're Back	2226	We're Back
Scratch Game		Scratch Series		Handicap Game		Handicap Series	
Men	213 Galen Keas	589	Kirk Kossman	263	Kirk Kossman	742	Kirk Kossman
	212 Kirk Kossman	580	Galen Keas	245	Nick Stockton	710	James Crown
	194 John Krotz	525	Craig Schutt	243	Craig Schutt	690	Craig Schutt
	191 Nick Stockton	513	Dustin Graham	240	James Crown	678	Richard Serr
	188 Craig Schutt	513	Richard Serr	240	Galen Keas	668	Nick Stockton
	187 Mike Haws	509	James Crown	236	Kenny Marienau	661	Galen Keas
	181 Rich Hancock	506	Nick Stockton	235	Mike Haws	654	John Allison
	181 Larry Lambrecht	503	John Krotz	234	John Allison	650	Kenny Marienau
	179 Dustin Graham	500	Mike Haws	233	Richard Serr	644	Mike Haws
	178 Richard Serr	490	Larry Lambrecht	232	Larry Lambrecht	643	Larry Lambrecht

**Last Week's Top Scores - Continued**

<b>Women</b>	233 Michelle Limbach	556 Ann Stones	261 Michelle Limbach	708 Angie Hauserman
	204 Amanda Rood	548 Michelle Limbach	258 Angie Hauserman	704 Ashley Hancock
	200 Ann Stones	534 Amanda Rood	254 Amanda Rood	699 Shelli Krotz
	181 Allie Moore	494 Ashley Hancock	245 Ashley Hancock	684 Amanda Rood
	180 Angie Hauserman	488 Amy Middleton	239 Shelli Krotz	677 Amy Middleton
	175 Ashley Hancock	480 Shelli Krotz	235 Amy Middleton	661 Ann Stones
	172 Amy Middleton	474 Angie Hauserman	235 Ann Stones	645 Kira Hancock
	166 Shelli Krotz	473 Allie Moore	233 Trish Hancock	642 Trish Hancock
	166 Krista Wiester	460 Karen Lopez	231 Shannon Mitchell	639 Shannon Mitchell
	165 Shannon Mitchell	457 Krista Wiester	231 Misty Anderson	639 Cassie Robinson (LH)

**Season High Scores**

<u>Team Scratch Game</u>	<u>Team Scratch Series</u>	<u>Team Handicap Game</u>	<u>Team Handicap Series</u>
856 Galen's Pro Shop	2527 Galen's Pro Shop	1012 We're Back	2830 We're Back
773 We Attempt	2092 We're Back	1000 Lucky Strikes	2809 Galen's Pro Shop
763 We're Back	2022 We Attempt	999 We Attempt	2775 Smokin' Aces
741 Lucky Strikes	2012 Pin Seekers	983 Smokin' Aces	2770 Lucky Strikes
739 Teachers & Creepers	2008 Teachers & Creepers	978 Pin Seekers	2744 Pin Seekers
734 Pin Seekers	1993 Lucky Strikes	963 Teachers & Creepers	2733 We Attempt
689 Cruizers	1912 Cruizers	951 We Dilly Dilly Too	2723 Pin Busters
666 We Dilly Dilly Too	1832 Odd Balls	950 Galen's Pro Shop	2709 Odd Balls
647 Odd Balls	1817 We Dilly Dilly Too	936 Pin Busters	2674 Spare Me
602 Smokin' Aces	1633 Spare Me	935 Cruizers	2672 We Dilly Dilly Too
589 Spare Me	1632 Smokin' Aces	933 Odd Balls	2669 Teachers & Creepe
518 Pin Busters	1469 Pin Busters	930 Spare Me	2656 Cruizers

*Bowlers must have completed a minimum of 54 games to be eligible for any league award.*

	<u>Scratch Game</u>	<u>Scratch Series</u>	<u>Handicap Game</u>	<u>Handicap Series</u>
<b>Men</b>	279 Dustin Graham	733 Dustin Graham	301 Galen Keas	776 Kirk Kossman
	265 Galen Keas	649 Galen Keas	300 Kirk Kossman	757 Galen Keas
	245 Kirk Kossman	648 Jon Rood	293 Malcolm Durand	756 Jon Rood
	245 Jon Rood	608 Kirk Kossman	292 Craig Schutt	745 Allen Noltersmeier
	241 John Krotz	604 John Krotz	281 Larry Lambrecht	739 Dustin Graham
	236 Craig Schutt	585 Rick Maier	281 Jon Rood	738 James Crown
	229 Larry Lambrecht	583 Larry Lambrecht	280 Dustin Graham	736 Larry Lambrecht
	228 Bryan Hodges	566 Nick Stockton	279 Bryan Hodges	734 Nick Stockton
	225 Rick Maier	564 Craig Schutt	274 Allen Noltersmeier	732 Craig Schutt
	222 Malcolm Durand	558 Bryan Hodges	273 John Krotz	726 Bryan Hodges
<b>Women</b>	245 Ann Stones	637 Michelle Limbach	293 Tennille Allison	760 Cindy Gibbons
	243 Tennille Allison	611 Ann Stones	284 Ashley Hancock	759 Kim Hodges
	233 Michelle Limbach	596 Dani Krotz	284 Amanda Rood	752 Dani Krotz
	233 Amanda Rood	560 Tennille Allison	283 Karen Lopez	748 Ashley Hancock
	225 Karen Lopez	559 Cindy Gibbons	280 Kim Hodges	743 Ann Stones
	219 Dani Krotz	551 Allie Moore	280 Ann Stones	739 Chris Stockton
	215 Allie Moore	548 Amanda Rood	279 Shannon Mitchell	730 Michelle Limbach
	212 Ashley Hancock	533 Karen Lopez	276 Angie Hauserman	729 Penny Parker
	207 Shannon Mitchell	532 Ashley Hancock	276 Penny Parker	727 Amy Middleton
	206 Cindy Gibbons	526 Chris Stockton	273 Shelli Krotz	724 Angie Hauserman
		526 Amy Middleton	273 Cindy Gibbons	

**Team Rosters**

**1 - We Dilly Dilly Too**

<u>Name</u>	<u>Avg</u>	<u>HDCP</u>	<u>Pins</u>	<u>Gms</u>	<u>High Game</u>	<u>High Sers</u>	<u>HDCP Game</u>	<u>HDCP Sers</u>	<u>Most Improved Avg +/-</u>	<u>To Raise Avg +1</u>	<u>To Drop Avg -1</u>	<u>Weekly Over Avg Series Avg +/-</u>
Chris Flodine	127	83	10359	81	181	441	264	699	124 +3.89	393	308	386 - 381=5
Cindy Gibbons	147	63	10189	69	206	559	273	760	144 +3.67	467	394	407 - 444=-37
Brooke Flodine	114	96	4126	36	154	403	251	694	113 +1.61	359	319	
Rick Maier	171	39	9788	57	225	585	268	695	178 -6.28	532	471	431 - 519=-88

**2 - Spare Me**

<u>Name</u>	<u>Avg</u>	<u>HDCP</u>	<u>Pins</u>	<u>Gms</u>	<u>High Game</u>	<u>High Sers</u>	<u>HDCP Game</u>	<u>HDCP Sers</u>	<u>Most Improved Avg +/-</u>	<u>To Raise Avg +1</u>	<u>To Drop Avg -1</u>	<u>Weekly Over Avg Series Avg +/-</u>
Kira Hancock	127	83	9970	78	170	416	253	662	130 -2.18	398	316	396 - 381=15
Karen Lopez	153	57	12430	81	225	533	283	705	157 -3.54	506	421	460 - 459=1
Tyler Krotz	71	139	5752	81	120	271	259	688	71 +0.01	296	211	166 - 213=-47
Richard Lopez	145	65	11360	78	191	494	260	701	139 +6.64	466	384	

## 3 - Smokin' Aces

Name	Avg	HDCP	Pins	Gms	High Game	High Sers	HDCP Game	HDCP Sers	Most Improved Avg +/-	To Raise Avg +1	To Drop Avg -1	Weekly Over Avg Series Avg +/-
Allen Noltersmeier	122	88	9540	78	179	472	274	745	115 +7.31	423	341	352 - 366=-14
Michele Marienau	109	101	8354	76	153	388	256	697	104 +5.92	336	256	322 - 330=-8
Cassie Robinson (LH)	77	133	2325	30	102	282	235	681	78 -0.50	249	215	240 - 231=9
Kenny Marienau	143	67	11168	78	205	503	271	710	142 +1.18	496	414	446 - 426=20
Cassie Robinson (RH)	96	114	1440	15	127	309	235	657		306	287	

## 4 - We're Back

Name	Avg	HDCP	Pins	Gms	High Game	High Sers	HDCP Game	HDCP Sers	Most Improved Avg +/-	To Raise Avg +1	To Drop Avg -1	Weekly Over Avg Series Avg +/-
Krista Wiester	172	38	7770	45	214	569	267	686	171 +1.67	534	485	457 - 522=-65
Jen Kidd	120	90	5804	48	149	411	239	681	119 +1.92	367	315	
Keith Koupal	132	78	6242	47	202	541	284	787	130 +2.81	408	357	
Nick Kidd	187	23	8446	45	278	665	292	718	197 -9.31	578	529	436 - 570=-134
Kim Hodges	138	72	9149	66	197	516	280	759	129 +9.62	442	372	400 - 414=-14
Bryan Hodges	158	52	10008	63	228	558	279	726	150 +8.86	486	419	399 - 480=-81
Jason Pedersen	170	40	512	3	173	512	213	632		514	507	

## 5 - Lucky Strikes

Name	Avg	HDCP	Pins	Gms	High Game	High Sers	HDCP Game	HDCP Sers	Most Improved Avg +/-	To Raise Avg +1	To Drop Avg -1	Weekly Over Avg Series Avg +/-
Angie Hauserman	133	77	10825	81	194	478	276	724	126 +7.64	431	346	474 - 396=78
Allie Moore	163	47	10493	64	215	551	261	689	167 -3.05	495	427	473 - 492=-19
Malcolm Durand	136	74	11086	81	222	485	293	704	143 -6.14	422	337	373 - 411=-38
Craig Schutt	156	54	12220	78	236	564	292	732	158 -1.33	497	415	525 - 465=60

## 6 - Odd Balls

Name	Avg	HDCP	Pins	Gms	High Game	High Sers	HDCP Game	HDCP Sers	Most Improved Avg +/-	To Raise Avg +1	To Drop Avg -1	Weekly Over Avg Series Avg +/-
Sara Holder	112	98	8749	78	155	378	254	675	112 +0.17	404	322	300 - 336=-36
Mike Haws	163	47	7335	45	233	541	290	700	160 +3.00	537	488	500 - 486=14
Amy Middleton	147	63	11954	81	194	526	257	727	145 +2.58	478	393	488 - 441=47
James Crown	144	66	11707	81	198	522	270	738	135 +9.53	473	388	509 - 429=80

## 7 - Teachers &amp; Creepers

Name	Avg	HDCP	Pins	Gms	High Game	High Sers	HDCP Game	HDCP Sers	Most Improved Avg +/-	To Raise Avg +1	To Drop Avg -1	Weekly Over Avg Series Avg +/-
Tennille Allison	160	50	13009	81	243	560	293	701	162 -1.40	515	430	426 - 483=-57
Amanda Rood	161	49	13082	81	233	548	284	701	154 +7.51	526	441	534 - 480=54
John Allison	126	84	10266	81	189	467	268	716	131 -4.26	402	317	402 - 378=24
Jon Rood	176	34	14336	81	245	648	281	756	169 +7.99	532	447	487 - 531=-44

## 8 - Pin Seekers

Name	Avg	HDCP	Pins	Gms	High Game	High Sers	HDCP Game	HDCP Sers	Most Improved Avg +/-	To Raise Avg +1	To Drop Avg -1	Weekly Over Avg Series Avg +/-
Chris Stockton	139	71	10046	72	196	526	267	739	146 -6.47	454	378	384 - 420=-36
Shannon Mitchell	144	66	9970	69	207	480	279	690	142 +2.49	470	397	441 - 432=9
Nick Stockton	157	53	12260	78	216	566	272	734	149 +8.18	538	456	506 - 468=38
Kirk Kossman	160	50	12040	75	245	608	300	776	161 -0.47	518	439	589 - 477=112
Linda Johnson	161	49	1453	9	192	503	241	640		491	478	

## 9 - Galen's Pro Shop

Name	Avg	HDCP	Pins	Gms	High Game	High Sers	HDCP Game	HDCP Sers	Most Improved Avg +/-	To Raise Avg +1	To Drop Avg -1	Weekly Over Avg Series Avg +/-
Ann Stones	175	35	12112	69	245	611	280	743	171 +4.54	560	487	556 - 525=31
Michelle Limbach	182	28	13696	75	233	637	261	730	182 +0.61	578	499	548 - 546=2
Galen Keas	183	27	14308	78	265	649	301	757	173 +10.44	596	514	580 - 549=31
Dustin Graham	211	0	15201	72	279	733	280	739	208 +3.13	699	623	513 - 636=-123
Sarah Halkyard	181	29	2720	15	245	577	281	672		556	537	
Ben Halkyard	141	69	1276	9	175	454	246	667		428	415	



**10 - Pin Busters**

Name	Avg	HDCP	Pins	Gms	High Game	High Sers	HDCP Game	HDCP Sers	Most Improved Avg +/-	To Raise Avg +1	To Drop Avg -1	Weekly Over Avg Series Avg +/-
Misty Anderson	84	126	6877	81	132	332	259	716	79 +5.90	263	178	249 - 252=-3
Jeff Snodgrass	124	86	10072	81	173	460	262	724	112 +12.35	428	343	366 - 372=-6
Matt Young	115	95	9364	81	163	425	258	710	122 -6.40	380	295	318 - 345=-27
Penny Parker	103	107	8079	78	163	390	276	729	96 +7.58	345	263	

**11 - We Attempt**

Name	Avg	HDCP	Pins	Gms	High Game	High Sers	HDCP Game	HDCP Sers	Most Improved Avg +/-	To Raise Avg +1	To Drop Avg -1	Weekly Over Avg Series Avg +/-
Ashley Hancock	141	69	10182	72	212	532	284	748	134 +7.42	468	392	494 - 420=74
Dani Krotz	160	50	12485	78	219	596	270	752	151 +9.06	556	474	437 - 480=-43
Richard Serr	156	54	12203	78	211	548	264	707	161 -4.55	514	432	513 - 465=48
Larry Lambrecht	159	51	12953	81	229	583	281	736	151 +8.91	487	402	490 - 477=13

**12 - Cruizers**

Name	Avg	HDCP	Pins	Gms	High Game	High Sers	HDCP Game	HDCP Sers	Most Improved Avg +/-	To Raise Avg +1	To Drop Avg -1	Weekly Over Avg Series Avg +/-
Trish Hancock	124	86	10115	81	175	447	262	708	123 +1.88	385	300	384 - 372=12
Shelli Krotz	138	72	11231	81	192	497	273	719	133 +5.65	445	360	480 - 411=69
Rich Hancock	164	46	8376	51	210	588	258	732	169 -4.76	534	479	468 - 492=-24
John Krotz	175	35	14207	81	241	604	273	700	180 -4.60	577	492	503 - 525=-22
Brian Stockman	134	76	4037	30	182	460	260	694	135 -0.43	418	384	

**Temporary Substitutes**

**Men**

Name	Avg	HDCP	Pins	Gms	High Game	High Sers	HDCP Game	HDCP Sers	Most Improved Avg +/-	To Raise Avg +1	To Drop Avg -1	Weekly Over Avg Series Avg +/-
Anthony Jenneman	184	26	552	3	207	552	233	630		558	551	
Nick Loffredo	114	96	4130	36	153	366	249	657	114 +0.72	355	315	
Jon Stoye	110	100	665	6	134	344	222	608		334	324	

**Women**

Name	Avg	HDCP	Pins	Gms	High Game	High Sers	HDCP Game	HDCP Sers	Most Improved Avg +/-	To Raise Avg +1	To Drop Avg -1	Weekly Over Avg Series Avg +/-
Claire Christner	129	81	1167	9	158	420	228	630		393	380	
Lindsay McLaughlin	160	50	2403	15	210	559	270	739		495	476	
Michelle Peterson	144	66	2164	15	198	489	271	708		446	427	
Lynn Watson	105	105	3807	36	145	365	245	665	106 -0.25	327	287	

**Individual High Averages**

Men	Women
211.13 Dustin Graham	182.61 Michelle Limbach
183.44 Galen Keas	175.54 Ann Stones
176.99 Jon Rood	163.95 Allie Moore
175.40 John Krotz	161.51 Amanda Rood
171.72 Rick Maier	160.60 Tennille Allison
160.53 Kirk Kossman	160.06 Dani Krotz
159.91 Larry Lambrecht	153.46 Karen Lopez
158.86 Bryan Hodges	147.67 Cindy Gibbons
157.18 Nick Stockton	147.58 Amy Middleton
156.67 Craig Schutt	144.49 Shannon Mitchell

**Most Improved Average**

<b>Men</b> 112 to 124.35 =+12.35 Jeff Snodgrass	173 to 183.44 =+10.44 Galen Keas	135 to 144.53 = +9.53 James Crown
151 to 159.91 = +8.91 Larry Lambrecht	150 to 158.86 = +8.86 Bryan Hodges	149 to 157.18 = +8.18 Nick Stockton
<b>Women</b> 129 to 138.62 = +9.62 Kim Hodges	151 to 160.06 = +9.06 Dani Krotz	126 to 133.64 = +7.64 Angie Hauserma
96 to 103.58 = +7.58 Penny Parker	154 to 161.51 = +7.51 Amanda Rood	134 to 141.42 = +7.42 Ashley Hancock

**Most Un-Improved Averages**

<b>Men</b> 197 to 187.69 = -9.31 Nick Kidd	122 to 115.60 = -6.40 Matt Young	178 to 171.72 = -6.28 Rick Maier
143 to 136.86 = -6.14 Malcolm Durand	169 to 164.24 = -4.76 Rich Hancock	180 to 175.40 = -4.60 John Krotz
<b>Women</b> 146 to 139.53 = -6.47 Chris Stockton	157 to 153.46 = -3.54 Karen Lopez	167 to 163.95 = -3.05 Allie Moore
130 to 127.82 = -2.18 Kira Hancock	162 to 160.60 = -1.40 Tennille Allison	78 to 77.50 = -0.50 Cassie Robinson

# Town & Country 2019-20

## Big Apple Fun Center

### Reprint of Scores -- Week 27

**Lane 1 1 - We Dilly Dilly Too** Week 27 3/15/2020

Name	Avg	Old HDCP	-1-	-2-	-3-	Total	HDCP Total
Chris Flodine	127	83	148	131	107	386	635
Cindy Gibbons	148	62	139	149	119	407	593
Brooke A. Flodine	114	96	a104	a104	a104	312	600
Rick E. Maier	173	37	150	131	150	431	542
			====	====	====	====	====
Scratch Total			541	515	480	1536	1536
Handicap			278	278	278		834
Total			819	793	758	1536	2370
Team Points Won			0.0	0.0	0.0	0.0	0.0

**Lane 2 3 - Smokin' Aces** Week 27 3/15/2020

Name	Avg	Old HDCP	-1-	-2-	-3-	Total	HDCP Total
Allen S. Noltersmeier	122	88	121	110	121	352	616
Michele A. Marienau	110	100	108	110	104	322	622
Cassie Robinson (LH)	77	133	66	77	97	240	639
Kenny Marienau	142	68	143	135	168	446	650
			====	====	====	====	====
Scratch Total			438	432	490	1360	1360
Handicap			389	389	389		1167
Total			827	821	879	1360	2527
Team Points Won			1.0	1.0	1.0	4.0	4.0

**Lane 3 9 - Galen's Pro Shop** Week 27 3/15/2020

Name	Avg	Old HDCP	-1-	-2-	-3-	Total	HDCP Total
Ann M. Stones	175	35	196	160	200	556	661
Michelle L. Limbach	182	28	147	233	168	548	632
Galen Keas	183	27	189	178	213	580	661
Dustin W. Graham	212	0	170	179	164	513	513
			====	====	====	====	====
Scratch Total			702	750	745	2197	2197
Handicap			90	90	90		270
Total			792	840	835	2197	2467
Team Points Won			0.0	1.0	1.0	3.0	3.0

**Lane 4 2 - Spare Me** Week 27 3/15/2020

Name	Avg	Old HDCP	-1-	-2-	-3-	Total	HDCP Total
Kira L. Hancock	127	83	143	126	127	396	645
Karen L. Lopez	153	57	139	160	161	460	631
Tyler J. Krotz	71	139	68	44	54	166	583
Richard L. Lopez	145	65	a135	a135	a135	405	600
			====	====	====	====	====
Scratch Total			485	465	477	1427	1427
Handicap			344	344	344		1032
Total			829	809	821	1427	2459
Team Points Won			1.0	0.0	0.0	1.0	1.0

**Lane 5 11 - We Attempt** Week 27 3/15/2020

Name	Avg	Old HDCP	-1-	-2-	-3-	Total	HDCP Total
Ashley K. Hancock	140	70	156	163	175	494	704
Dani Krotz	160	50	160	117	160	437	587
Richard M. Serr	155	55	161	174	178	513	678
Larry L. Lambrecht	159	51	170	139	181	490	643
			====	====	====	====	====
Scratch Total			647	593	694	1934	1934
Handicap			226	226	226		678
Total			873	819	920	1934	2612
Team Points Won			1.0	0.0	1.0	2.0	2.0

**Lane 6 6 - Odd Balls** Week 27 3/15/2020

Name	Avg	Old HDCP	-1-	-2-	-3-	Total	HDCP Total
Sara A. Holder	112	98	104	91	105	300	594
Mike Haws	162	48	154	159	187	500	644
Amy Middleton	147	63	158	158	172	488	677
James M. Crown	143	67	166	170	173	509	710
			====	====	====	====	====
Scratch Total			582	578	637	1797	1797
Handicap			276	276	276		828
Total			858	854	913	1797	2625
Team Points Won			0.0	1.0	0.0	2.0	2.0

**Lane 7 7 - Teachers & Creepers** Week 27 3/15/2020

Name	Avg	Old HDCP	-1-	-2-	-3-	Total	HDCP Total
Tennille Allison	161	49	148	152	126	426	573
Amanda L. Rood	160	50	155	204	175	534	684
John M. Allison	126	84	131	150	121	402	654
Jon D. Rood	177	33	169	170	148	487	586
			====	====	====	====	====
Scratch Total			603	676	570	1849	1849
Handicap			216	216	216		648
Total			819	892	786	1849	2497
Team Points Won			0.0	1.0	0.0	1.0	1.0

**Lane 8 12 - Cruizers** Week 27 3/15/2020

Name	Avg	Old HDCP	-1-	-2-	-3-	Total	HDCP Total
Trish R. Hancock	124	86	115	122	147	384	642
Shellie Krotz	137	73	154	160	166	480	699
Rich Hancock	164	46	148	181	139	468	606
John L. Krotz	175	35	194	130	179	503	608
			====	====	====	====	====
Scratch Total			611	593	631	1835	1835
Handicap			240	240	240		720
Total			851	833	871	1835	2555
Team Points Won			1.0	0.0	1.0	3.0	3.0

**Lane 9 5 - Lucky Strikes** Week 27 3/15/2020

Name	Avg	Old HDCP	-1-	-2-	-3-	Total	HDCP Total
Angie C. Hauserman	132	78	148	146	180	474	708
Allie E. Moore	164	46	138	154	181	473	611
Malcolm R. Durand	137	73	138	129	106	373	592
Craig A. Schutt	155	55	176	188	161	525	690
			====	====	====	====	====
Scratch Total			600	617	628	1845	1845
Handicap			252	252	252		756
Total			852	869	880	1845	2601
Team Points Won			0.0	1.0	0.0	1.0	1.0

**Lane 10 8 - Pin Seekers** Week 27 3/15/2020

Name	Avg	Old HDCP	-1-	-2-	-3-	Total	HDCP Total
Chris M. Stockton	140	70	152	99	133	384	594
Shannon L. Mitchell	144	66	165	115	161	441	639
Nick J. Stockton	156	54	126	191	189	506	668
Kirk E. Kossman	159	51	193	184	212	589	742
			====	====	====	====	====
Scratch Total			636	589	695	1920	1920
Handicap			241	241	241		723
Total			877	830	936	1920	2643
Team Points Won			1.0	0.0	1.0	3.0	3.0

**Town & Country 2019-20**

**Lane 11 10 - Pin Busters** Week 27 3/15/2020

<u>Name</u>	<u>Old Avg</u>	<u>Old HDCP</u>	<u>-1-</u>	<u>-2-</u>	<u>-3-</u>	<u>Total</u>	<u>HDCP Total</u>
Misty Anderson	84	126	70	74	105	249	627
Jeff D. Snodgrass	124	86	141	102	123	366	624
Matt Young	115	95	122	97	99	318	603
Penny A. Parker	103	107	a93	a93	a93	279	600
			====	====	====	====	====
<i>Scratch Total</i>			426	366	420	1212	1212
<i>Handicap</i>			414	414	414		1242
<i>Total</i>			<b>840</b>	<b>780</b>	<b>834</b>	1212	<b>2454</b>
<i>Team Points Won</i>			1.0	0.0	1.0	3.0	3.0

**Lane 12 4 - We're Back** Week 27 3/15/2020

<u>Name</u>	<u>Old Avg</u>	<u>Old HDCP</u>	<u>-1-</u>	<u>-2-</u>	<u>-3-</u>	<u>Total</u>	<u>HDCP Total</u>
Krista K. Wiester	174	36	149	166	142	457	565
Nick Kidd	190	20	123	177	136	436	496
Kim L. Hodges	138	72	141	130	129	400	616
Bryan L. Hodges	160	50	134	137	128	399	549
			====	====	====	====	====
<i>Scratch Total</i>			<b>547</b>	<b>610</b>	<b>535</b>	<b>1692</b>	<b>1692</b>
<i>Handicap</i>			178	178	178		534
<i>Total</i>			725	<b>788</b>	713	<b>1692</b>	2226
<i>Team Points Won</i>			0.0	1.0	0.0	1.0	1.0

# Town & Country 2019-20

Sunday 6:30 pm

Big Apple Fun Center

Change in Average

Name	----Old----		Old					---Average Change---			Weekly Over Avg
	Pins	Games	Avg	-1-	-2-	-3-	Total	New	Old	---- +/-	Series Avg +/-
John M. Allison	9864	78	126	131	150	121	402	126.74	- 126.46	= 0.28	402 - 378=24
Tennille Allison	12583	78	161	148	152	126	426	160.60	- 161.32	= -0.72	426 - 483=-57
Misty Anderson	6628	78	84	70	74	105	249	84.90	- 84.97	= -0.07	249 - 252=-3
Claire M. Christner	1167	9	129				0	129.67	- 129.67	= 0.00	
James M. Crown	11198	78	143	166	170	173	509	144.53	- 143.56	= 0.97	509 - 429=80
Malcolm R. Durand	10713	78	137	138	129	106	373	136.86	- 137.35	= -0.48	373 - 411=-38
Brooke A. Flodine	4126	36	114	a104	a104	a104	312	114.61	- 114.61	= 0.00	
Chris Flodine	9973	78	127	148	131	107	386	127.89	- 127.86	= 0.03	386 - 381=5
Cindy Gibbons	9782	66	148	139	149	119	407	147.67	- 148.21	= -0.55	407 - 444=-37
Dustin W. Graham	14688	69	212	170	179	164	513	211.13	- 212.87	= -1.74	513 - 636=-123
Ben Halkyard	1276	9	141				0	141.78	- 141.78	= 0.00	
Sarah G. Halkyard	2720	15	181				0	181.33	- 181.33	= 0.00	
Ashley K. Hancock	9688	69	140	156	163	175	494	141.42	- 140.41	= 1.01	494 - 420=74
Kira L. Hancock	9574	75	127	143	126	127	396	127.82	- 127.65	= 0.17	396 - 381=15
Rich Hancock	7908	48	164	148	181	139	468	164.24	- 164.75	= -0.51	468 - 492=-24
Trish R. Hancock	9731	78	124	115	122	147	384	124.88	- 124.76	= 0.12	384 - 372=12
Angie C. Hauserman	10351	78	132	148	146	180	474	133.64	- 132.71	= 0.94	474 - 396=78
Mike Haws	6835	42	162	154	159	187	500	163.00	- 162.74	= 0.26	500 - 486=14
Bryan L. Hodges	9609	60	160	134	137	128	399	158.86	- 160.15	= -1.29	399 - 480=-81
Kim L. Hodges	8749	63	138	141	130	129	400	138.62	- 138.87	= -0.25	400 - 414=-14
Sara A. Holder	8449	75	112	104	91	105	300	112.17	- 112.65	= -0.49	300 - 336=-36
Anthony A. Jenneman	552	3	184				0	184.00	- 184.00	= 0.00	
Linda A. Johnson	1453	9	161				0	161.44	- 161.44	= 0.00	
Galen Keas	13728	75	183	189	178	213	580	183.44	- 183.04	= 0.40	580 - 549=31
Jen Kidd	5804	48	120				0	120.92	- 120.92	= 0.00	
Nick Kidd	8010	42	190	123	177	136	436	187.69	- 190.71	= -3.03	436 - 570=-134
Kirk E. Kossman	11451	72	159	193	184	212	589	160.53	- 159.04	= 1.49	589 - 477=112
Keith D. Koupal	6242	47	132				0	132.81	- 132.81	= 0.00	
Dani Krotz	12048	75	160	160	117	160	437	160.06	- 160.64	= -0.58	437 - 480=-43
John L. Krotz	13704	78	175	194	130	179	503	175.40	- 175.69	= -0.30	503 - 525=-22
Shelli Krotz	10751	78	137	154	160	166	480	138.65	- 137.83	= 0.82	480 - 411=69
Tyler J. Krotz	5586	78	71	68	44	54	166	71.01	- 71.62	= -0.60	166 - 213=-47
Larry L. Lambrecht	12463	78	159	170	139	181	490	159.91	- 159.78	= 0.13	490 - 477=13
Michelle L. Limbach	13148	72	182	147	233	168	548	182.61	- 182.61	= 0.00	548 - 546=2
Nick Loffredo	4130	36	114				0	114.72	- 114.72	= 0.00	
Karen L. Lopez	11970	78	153	139	160	161	460	153.46	- 153.46	= 0.00	460 - 459=1
Richard L. Lopez	11360	78	145	a135	a135	a135	405	145.64	- 145.64	= 0.00	
Rick E. Maier	9357	54	173	150	131	150	431	171.72	- 173.28	= -1.56	431 - 519=-88

Town & Country 2019-20

Name	-----Old-----		Old					---Average Change---			Weekly Over Avg	
	Pins	Games	Avg	-1-	-2-	-3-	Total	New - Old	---->	+/-	Series Avg +/-	
Kenny Marienau	10722	75	142	143	135	168	446	143.18	-	142.96	= 0.22	446 - 426=20
Michele A. Marienau	8032	73	110	108	110	104	322	109.92	-	110.03	= -0.11	322 - 330=-8
Lindsay L. McLaughlin	2403	15	160				0	160.20	-	160.20	= 0.00	
Amy Middleton	11466	78	147	158	158	172	488	147.58	-	147.00	= 0.58	488 - 441=47
Shannon L. Mitchell	9529	66	144	165	115	161	441	144.49	-	144.38	= 0.11	441 - 432=9
Allie E. Moore	10020	61	164	138	154	181	473	163.95	-	164.26	= -0.31	473 - 492=-19
Allen S. Noltersmeier	9188	75	122	121	110	121	352	122.31	-	122.51	= -0.20	352 - 366=-14
Penny A. Parker	8079	78	103	a93	a93	a93	279	103.58	-	103.58	= 0.00	
Jason O. Pedersen	512	3	170				0	170.67	-	170.67	= 0.00	
Michelle J. Peterson	2164	15	144				0	144.27	-	144.27	= 0.00	
Cassie Robinson (LH)	2085	27	77	66	77	97	240	77.50	-	77.22	= 0.28	240 - 231=9
Cassie Robinson (RH)	1440	15	96				0	96.00	-	96.00	= 0.00	
Amanda L. Rood	12548	78	160	155	204	175	534	161.51	-	160.87	= 0.63	534 - 480=54
Jon D. Rood	13849	78	177	169	170	148	487	176.99	-	177.55	= -0.56	487 - 531=-44
Craig A. Schutt	11695	75	155	176	188	161	525	156.67	-	155.93	= 0.73	525 - 465=60
Richard M. Serr	11690	75	155	161	174	178	513	156.45	-	155.87	= 0.58	513 - 465=48
Jeff D. Snodgrass	9706	78	124	141	102	123	366	124.35	-	124.44	= -0.09	366 - 372=-6
Brian A. Stockman	4037	30	134				0	134.57	-	134.57	= 0.00	
Chris M. Stockton	9662	69	140	152	99	133	384	139.53	-	140.03	= -0.50	384 - 420=-36
Nick J. Stockton	11754	75	156	126	191	189	506	157.18	-	156.72	= 0.46	506 - 468=38
Ann M. Stones	11556	66	175	196	160	200	556	175.54	-	175.09	= 0.45	556 - 525=31
Jon Stoye	665	6	110				0	110.83	-	110.83	= 0.00	
Lynn M. Watson	3807	36	105				0	105.75	-	105.75	= 0.00	
Krista K. Wiester	7313	42	174	149	166	142	457	172.67	-	174.12	= -1.45	457 - 522=-65
Matt Young	9046	78	115	122	97	99	318	115.60	-	115.97	= -0.37	318 - 345=-27

# Town & Country 2019-20

Sunday 6:30 pm

**Big Apple Fun Center**

**High Average Listing**

<b>Name</b>	<b>True Average</b>	<b>Pins</b>	<b>Gms</b>	<b>To Raise Avg +1</b>	<b>To Drop Avg -1</b>
Dustin W. Graham	211.13	15201	72	699	623
Nick Kidd	187.69	8446	45	578	529
Anthony A. Jenneman	184.00	552	3	558	551
Galen Keas	183.44	14308	78	596	514
Michelle L. Limbach	182.61	13696	75	578	499
Sarah G. Halkyard	181.33	2720	15	556	537
Jon D. Rood	176.99	14336	81	532	447
Ann M. Stones	175.54	12112	69	560	487
John L. Krotz	175.40	14207	81	577	492
Krista K. Wiester	172.67	7770	45	534	485
Rick E. Maier	171.72	9788	57	532	471
Jason O. Pedersen	170.67	512	3	514	507
Rich Hancock	164.24	8376	51	534	479
Allie E. Moore	163.95	10493	64	495	427
Mike Haws	163.00	7335	45	537	488
Amanda L. Rood	161.51	13082	81	526	441
Linda A. Johnson	161.44	1453	9	491	478
Tennille Allison	160.60	13009	81	515	430
Kirk E. Kossman	160.53	12040	75	518	439
Lindsay L. McLaughlin	160.20	2403	15	495	476
Dani Krotz	160.06	12485	78	556	474
Larry L. Lambrecht	159.91	12953	81	487	402
Bryan L. Hodges	158.86	10008	63	486	419
Nick J. Stockton	157.18	12260	78	538	456
Craig A. Schutt	156.67	12220	78	497	415
Richard M. Serr	156.45	12203	78	514	432
Karen L. Lopez	153.46	12430	81	506	421
Cindy Gibbons	147.67	10189	69	467	394
Amy Middleton	147.58	11954	81	478	393
Richard L. Lopez	145.64	11360	78	466	384
James M. Crown	144.53	11707	81	473	388
Shannon L. Mitchell	144.49	9970	69	470	397
Michelle J. Peterson	144.27	2164	15	446	427
Kenny Marienau	143.18	11168	78	496	414
Ben Halkyard	141.78	1276	9	428	415
Ashley K. Hancock	141.42	10182	72	468	392
Chris M. Stockton	139.53	10046	72	454	378
Shelli Krotz	138.65	11231	81	445	360
Kim L. Hodges	138.62	9149	66	442	372
Malcolm R. Durand	136.86	11086	81	422	337
Brian A. Stockman	134.57	4037	30	418	384
Angie C. Hauserman	133.64	10825	81	431	346
Keith D. Koupal	132.81	6242	47	408	357
Claire M. Christner	129.67	1167	9	393	380
Chris Flodine	127.89	10359	81	393	308
Kira L. Hancock	127.82	9970	78	398	316
John M. Allison	126.74	10266	81	402	317
Trish R. Hancock	124.88	10115	81	385	300
Jeff D. Snodgrass	124.35	10072	81	428	343

**Town & Country 2019-20**

<b>Name</b>	<b>True Average</b>	<b>Pins</b>	<b>Gms</b>	<b>To Raise Avg +1</b>	<b>To Drop Avg -1</b>
Allen S. Noltersmeier	122.31	9540	78	423	341
Jen Kidd	120.92	5804	48	367	315
Matt Young	115.60	9364	81	380	295
Nick Loffredo	114.72	4130	36	355	315
Brooke A. Flodine	114.61	4126	36	359	319
Sara A. Holder	112.17	8749	78	404	322
Jon Stoye	110.83	665	6	334	324
Michele A. Marienau	109.92	8354	76	336	256
Lynn M. Watson	105.75	3807	36	327	287
Penny A. Parker	103.58	8079	78	345	263
Cassie Robinson (RH)	96.00	1440	15	306	287
Misty Anderson	84.90	6877	81	263	178
Cassie Robinson (LH)	77.50	2325	30	249	215
Tyler J. Krotz	71.01	5752	81	296	211

# Town & Country 2019-20

Sunday 6:30 pm

**Big Apple Fun Center**

Lanes 1 - 12

\* Bowlers listed must have a minimum of 21 games.

Note: This report includes information through March 15 which is Week 27 of 27

## Most Improved Averages

Name	True Average	Most Improved Avg	+/-	Name	True Average	Most Improved Avg	+/-
Snodgrass, Jeff D.	124.35	112	+12.35	Hancock, Trish R.	124.88	123	+1.88
Keas, Galen	183.44	173	+10.44	Wiester, Krista K.	172.67	171	+1.67
Hodges, Kim L.	138.62	129	+9.62	Flodine, Brooke A.	114.61	113	+1.61
Crown, James M.	144.53	135	+9.53	Marienau, Kenny	143.18	142	+1.18
Krotz, Dani	160.06	151	+9.06	Loffredo, Nick	114.72	114	+0.72
Lambrecht, Larry L.	159.91	151	+8.91	Limbach, Michelle L.	182.61	182	+0.61
Hodges, Bryan L.	158.86	150	+8.86	Holder, Sara A.	112.17	112	+0.17
Stockton, Nick J.	157.18	149	+8.18	Krotz, Tyler J.	71.01	71	+0.01
Rood, Jon D.	176.99	169	+7.99	Watson, Lynn M.	105.75	106	-0.25
Hauserman, Angie C.	133.64	126	+7.64	Stockman, Brian A.	134.57	135	-0.43
Parker, Penny A.	103.58	96	+7.58	Kossman, Kirk E.	160.53	161	-0.47
Rood, Amanda L.	161.51	154	+7.51	Robinson (LH), Cassie	77.50	78	-0.50
Hancock, Ashley K.	141.42	134	+7.42	Schutt, Craig A.	156.67	158	-1.33
Noltersmeier, Allen S.	122.31	115	+7.31	Allison, Tennille	160.60	162	-1.40
Lopez, Richard L.	145.64	139	+6.64	Hancock, Kira L.	127.82	130	-2.18
Marienau, Michele A.	109.92	104	+5.92	Moore, Allie E.	163.95	167	-3.05
Anderson, Misty	84.90	79	+5.90	Lopez, Karen L.	153.46	157	-3.54
Krotz, Shelli	138.65	133	+5.65	Allison, John M.	126.74	131	-4.26
Stones, Ann M.	175.54	171	+4.54	Serr, Richard M.	156.45	161	-4.55
Flodine, Chris	127.89	124	+3.89	Krotz, John L.	175.40	180	-4.60
Gibbons, Cindy	147.67	144	+3.67	Hancock, Rich	164.24	169	-4.76
Graham, Dustin W.	211.13	208	+3.13	Durand, Malcolm R.	136.86	143	-6.14
Haws, Mike	163.00	160	+3.00	Maier, Rick E.	171.72	178	-6.28
Koupal, Keith D.	132.81	130	+2.81	Young, Matt	115.60	122	-6.40
Middleton, Amy	147.58	145	+2.58	Stockton, Chris M.	139.53	146	-6.47
Mitchell, Shannon L.	144.49	142	+2.49	Kidd, Nick	187.69	197	-9.31
Kidd, Jen	120.92	119	+1.92				



# Town & Country 2019-20

Sunday 6:30 pm

Big Apple Fun Center

Most Pins Over Average

Name	----Old----		Old					---Average Change---			Weekly Over Avg
	Pins	Games	Avg	-1-	-2-	-3-	Total	New	Old	----> +/-	Series Avg +/-
Kirk E. Kossman	11451	72	159	193	184	212	589	160.53	- 159.04	= 1.49	589 - 477=112
James M. Crown	11198	78	143	166	170	173	509	144.53	- 143.56	= 0.97	509 - 429=80
Angie C. Hauserman	10351	78	132	148	146	180	474	133.64	- 132.71	= 0.94	474 - 396=78
Ashley K. Hancock	9688	69	140	156	163	175	494	141.42	- 140.41	= 1.01	494 - 420=74
Shelli Krotz	10751	78	137	154	160	166	480	138.65	- 137.83	= 0.82	480 - 411=69
Craig A. Schutt	11695	75	155	176	188	161	525	156.67	- 155.93	= 0.73	525 - 465=60
Amanda L. Rood	12548	78	160	155	204	175	534	161.51	- 160.87	= 0.63	534 - 480=54
Richard M. Serr	11690	75	155	161	174	178	513	156.45	- 155.87	= 0.58	513 - 465=48
Amy Middleton	11466	78	147	158	158	172	488	147.58	- 147.00	= 0.58	488 - 441=47
Nick J. Stockton	11754	75	156	126	191	189	506	157.18	- 156.72	= 0.46	506 - 468=38
Galen Keas	13728	75	183	189	178	213	580	183.44	- 183.04	= 0.40	580 - 549=31
Ann M. Stones	11556	66	175	196	160	200	556	175.54	- 175.09	= 0.45	556 - 525=31
John M. Allison	9864	78	126	131	150	121	402	126.74	- 126.46	= 0.28	402 - 378=24
Kenny Marienau	10722	75	142	143	135	168	446	143.18	- 142.96	= 0.22	446 - 426=20
Kira L. Hancock	9574	75	127	143	126	127	396	127.82	- 127.65	= 0.17	396 - 381=15
Mike Haws	6835	42	162	154	159	187	500	163.00	- 162.74	= 0.26	500 - 486=14
Larry L. Lambrecht	12463	78	159	170	139	181	490	159.91	- 159.78	= 0.13	490 - 477=13
Trish R. Hancock	9731	78	124	115	122	147	384	124.88	- 124.76	= 0.12	384 - 372=12
Shannon L. Mitchell	9529	66	144	165	115	161	441	144.49	- 144.38	= 0.11	441 - 432=9
Cassie Robinson (LH)	2085	27	77	66	77	97	240	77.50	- 77.22	= 0.28	240 - 231=9
Chris Flodine	9973	78	127	148	131	107	386	127.89	- 127.86	= 0.03	386 - 381=5
Michelle L. Limbach	13148	72	182	147	233	168	548	182.61	- 182.61	= 0.00	548 - 546=2
Karen L. Lopez	11970	78	153	139	160	161	460	153.46	- 153.46	= 0.00	460 - 459=1
Misty Anderson	6628	78	84	70	74	105	249	84.90	- 84.97	= -0.07	249 - 252=-3
Jeff D. Snodgrass	9706	78	124	141	102	123	366	124.35	- 124.44	= -0.09	366 - 372=-6
Michele A. Marienau	8032	73	110	108	110	104	322	109.92	- 110.03	= -0.11	322 - 330=-8
Kim L. Hodges	8749	63	138	141	130	129	400	138.62	- 138.87	= -0.25	400 - 414=-14
Allen S. Noltersmeier	9188	75	122	121	110	121	352	122.31	- 122.51	= -0.20	352 - 366=-14
Allie E. Moore	10020	61	164	138	154	181	473	163.95	- 164.26	= -0.31	473 - 492=-19
John L. Krotz	13704	78	175	194	130	179	503	175.40	- 175.69	= -0.30	503 - 525=-22
Rich Hancock	7908	48	164	148	181	139	468	164.24	- 164.75	= -0.51	468 - 492=-24
Matt Young	9046	78	115	122	97	99	318	115.60	- 115.97	= -0.37	318 - 345=-27
Sara A. Holder	8449	75	112	104	91	105	300	112.17	- 112.65	= -0.49	300 - 336=-36
Chris M. Stockton	9662	69	140	152	99	133	384	139.53	- 140.03	= -0.50	384 - 420=-36
Cindy Gibbons	9782	66	148	139	149	119	407	147.67	- 148.21	= -0.55	407 - 444=-37
Malcolm R. Durand	10713	78	137	138	129	106	373	136.86	- 137.35	= -0.48	373 - 411=-38
Dani Krotz	12048	75	160	160	117	160	437	160.06	- 160.64	= -0.58	437 - 480=-43
Jon D. Rood	13849	78	177	169	170	148	487	176.99	- 177.55	= -0.56	487 - 531=-44

**Town & Country 2019-20**

<b>Name</b>	<b>-----Old-----</b>		<b>Old</b>					<b>---Average Change---</b>			<b>Weekly Over Avg</b>
	<b>Pins</b>	<b>Games</b>	<b>Avg</b>	<b>-1-</b>	<b>-2-</b>	<b>-3-</b>	<b>Total</b>	<b>New - Old</b>	<b>----&gt; +/-</b>	<b>Series Avg +/-</b>	
Tyler J. Krotz	5586	78	71	68	44	54	166	71.01 - 71.62	= -0.60	166 - 213=-47	
Tennille Allison	12583	78	161	148	152	126	426	160.60 - 161.32	= -0.72	426 - 483=-57	
Krista K. Wiester	7313	42	174	149	166	142	457	172.67 - 174.12	= -1.45	457 - 522=-65	
Bryan L. Hodges	9609	60	160	134	137	128	399	158.86 - 160.15	= -1.29	399 - 480=-81	
Rick E. Maier	9357	54	173	150	131	150	431	171.72 - 173.28	= -1.56	431 - 519=-88	
Dustin W. Graham	14688	69	212	170	179	164	513	211.13 - 212.87	= -1.74	513 - 636=-123	
Nick Kidd	8010	42	190	123	177	136	436	187.69 - 190.71	= -3.03	436 - 570=-134	

# Town & Country 2019-20

Sunday 6:30 pm

Big Apple Fun Center

## Alphabetic League Bowler Contact List

USBC							Bowling		
ID Number	Name	Avg	Gms	Phone	Phone	E-mail	Hand	Sex	
1494-2022	Allison, John M.	126	81	(308)440-8722	( ) -	johnallison33@gmail.com	R	M	
4132-1195	Allison, Tennille	160	81	(308)440-2679	( ) -	newblue1@msn.com	R	W	
9726-4215	Anderson, Misty	84	81	(308)293-4332	( ) -		L	W	
9726-4202	Christner, Claire M.	129	9	(308)529-1910	( ) -	clairemarie_9@hotmail.com	R	W	
1513-966	Crown, James M.	144	81	(308)530-6800	( ) -		R	M	
6201-69	Durand, Malcolm R.	136	81	(308)627-8530	( ) -		R	M	
4132-1280	Flodine, Brooke A.	114	36	(308)991-4709	( ) -		R	W	
1494-3032	Flodine, Chris	127	81	(308)991-2537	( ) -	skull52ex@gmail.com	R	M	
4132-135	Gibbons, Cindy	147	69	(308)238-1296	( ) -		R	W	
1494-2616	Graham, Dustin W.	211	72	(402)760-2000	( ) -		R	M	
1494-3081	Halkyard, Ben	141	9	(308)233-2982	( ) -	benhalkyard@gmail.com	R	M	
4132-1273	Halkyard, Sarah G.	181	15	(308)390-1293	( ) -	sghalkyard@gmail.com	R	W	
4137-6870	Hancock, Ashley K.	141	72	(308)440-5829	( ) -	asherisabella21@gmail.com	R	W	
4132-797	Hancock, Kira L.	127	78	(308)440-2128	( ) -	kirahancock@gmail.com	R	W	
1494-2387	Hancock, Rich	164	51	(308)440-5229	( ) -	richardhancock@charter.net	R	M	
4132-665	Hancock, Trish R.	124	81	(308)440-6787	( ) -	trhancock85@gmail.com	R	W	
4132-100	Hauserman, Angie C.	133	81	(308)234-9280	( ) -		R	W	
9726-4197	Haws, Mike	163	45	(308)233-7692	( ) -	michael.haws24@gmail.com	R	M	
1494-2652	Hodges, Bryan L.	158	63	(308)440-6689	( ) -	buffalo.designs@yahoo.com	R	M	
4132-924	Hodges, Kim L.	138	66	(308)293-7824	( ) -	hodgesfam3@yahoo.com	R	W	
8966-5808	Holder, Sara A.	112	78	(308)258-3595	( ) -		R	W	
16-160545	Jenneman, Anthony A.	184	3	(308)383-8313	( ) -	jennemananthony@gmail.com	L	M	
4132-443	Johnson, Linda A.	161	9	(308)627-4410	( ) -	johnsonkrny@aol.com	R	W	
1486-810	Keas, Galen	183	78	(308)390-0751	( ) -	galenkeas@hotmail.com	R	M	
4127-1602	Kidd, Jen	120	48	(308)293-0075	( ) -	jenkidd1@yahoo.com	R	W	
1489-496	Kidd, Nick	187	45	(308)627-6139	( ) -	nickkidd79@gmail.com	R	M	
1494-352	Kossman, Kirk E.	160	75	(308)440-5461	( ) -		R	M	
1494-3122	Koupal, Keith D.	132	47	(308)233-2253	( ) -	ktkoupal@hotmail.com	R	M	
4132-1351	Krotz, Dani	160	78	(308)440-9799	( ) -	mrkrotz@yahoo.com	R	W	
1494-2625	Krotz, John L.	175	81	(308)440-9799	( ) -	jlkrotz@yahoo.com	R	M	
4132-768	Krotz, Shelli	138	81	(308)627-5650	( ) -	mrkrotz@yahoo.com	R	W	
1494-2911	Krotz, Tyler J.	71	81	(308)627-1799	( ) -		R	M	
8185-448	Lambrecht, Larry L.	159	81	(308)708-1600	( ) -		R	M	
4132-94	Limbach, Michelle L.	182	75	(308)627-5811	( ) -	mickibach@yahoo.com	R	W	
9726-4203	Loffredo, Nick	114	36	(308)395-2319	( ) -	nloffredo1982@gmail.com	R	M	
4132-372	Lopez, Karen L.	153	81	(308)293-9643	(308)237-3804	kllopez61@gmail.com	R	W	
1494-252	Lopez, Richard L.	145	78	(308)237-3804	(308)293-3289	rlpz51@gmail.com	R	M	
1494-3020	Maier, Rick E.	171	57	(308)325-8949	( ) -	rick32AZ@gmail.com	R	M	
1494-1583	Marienu, Kenny	143	78	(308)240-1554	( ) -		R	M	
4132-740	Marienu, Michele A.	109	76	(308)233-2467	( ) -		R	W	
4132-846	McLaughlin, Lindsay L.	160	15	(308)627-2109	( ) -	lultwobowl@hotmail.com	R	W	
8386-2866	Middleton, Amy	147	81	(334)237-4433	( ) -		R	W	
4132-1049	Mitchell, Shannon L.	144	69	(308)293-6074	( ) -	shannon.mitchell.87@gmail.com	R	W	
4132-1405	Moore, Allie E.	163	64	(308)224-7641	( ) -	allie.moore21@yahoo.com	R	W	
1494-3021	Noltersmeier, Allen S.	122	78	(308)233-2249	( ) -		R	M	
9726-4204	Parker, Penny A.	103	78	(308)233-1605	( ) -	pparker2214@yahoo.com	R	W	
8193-35541	Pedersen, Jason O.	170	3	(480)216-0233	( ) -	japed97@gmail.com	R	M	
4132-1524	Peterson, Michelle J.	144	15	(308)224-4904	( ) -	mjanep17@gmail.com	R	W	
9726-4238	Robinson (LH), Cassie	77	30	(308)627-2225	( ) -	cassandaromack@gmail.com	L	W	
9726-4238	Robinson (RH), Cassie	96	15	(308)627-2225	( ) -	cassandaromack@gmail.com	R	W	
4132-505	Rood, Amanda L.	161	81	(308)440-6070	( ) -	arood24@gmail.com	R	W	
1494-1935	Rood, Jon D.	176	81	(308)455-0279	( ) -	rood77@yahoo.com	R	M	

**Town & Country 2019-20**

<b>USBC</b>						<b>Bowling</b>		
<b>ID Number</b>	<b>Name</b>	<b>Avg</b>	<b>Gms</b>	<b>Phone</b>	<b>Phone</b>	<b>E-mail</b>	<b>Hand</b>	<b>Sex</b>
1494-3217	Schutt, Craig A.	156	78	(308)216-0911	(308)224-5421		R	M
1494-2455	Serr, Richard M.	156	78	(308)440-0152	( )_-__	rserr@charter.net	R	M
1494-3216	Snodgrass, Jeff D.	124	81	(402)759-2746	( )_-__	ozzie_1980@yahoo.com	R	M
1494-3233	Stockman, Brian A.	134	30	(308)293-5943	( )_-__		R	M
4132-955	Stockton, Chris M.	139	72	(308)760-0757	( )_-__	chris1stockton@gmail.com	R	W
1494-2685	Stockton, Nick J.	157	78	(308)760-3835	( )_-__	stocky2002@yahoo.com	R	M
4132-1398	Stones, Ann M.	175	69	(308)293-6554	( )_-__	annstones86@gmail.com	R	W
1494-3205	Stoye, Jon	110	6	(308)962-6878	( )_-__		R	M
4132-852	Watson, Lynn M.	105	36	(308)224-9717	( )_-__		R	W
8092-36738	Wiester, Krista K.	172	45	(402)677-7680	( )_-__	wiesterk@hotmail.com	R	W
9726-4114	Young, Matt	115	81	(308)627-9601	( )_-__		R	M

# Town & Country 2019-20

## Big Apple Fun Center

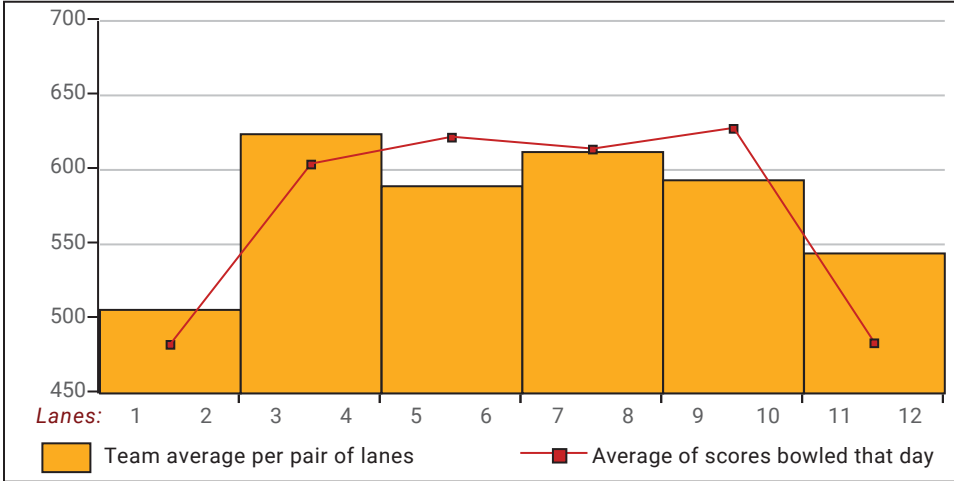
This report is for scores bowled March 15 which is Week 27 of 27

### This Week's Statistics

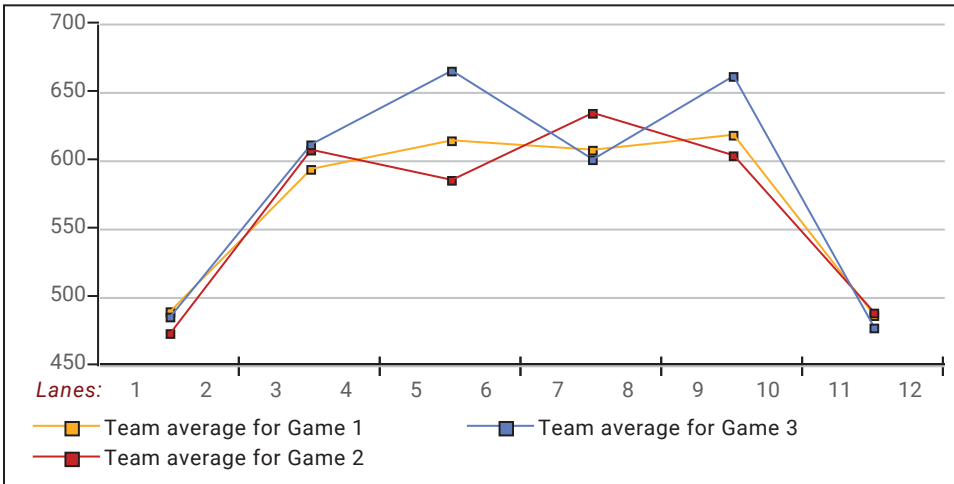
	Over All	Men	Women
How many people bowled	45	23	22
Number of games bowled	135	69	66
Actual average of week's scores	145.24	148.67	141.67
How many games above average	60	31	29
How many games below average	70	38	32
Pins above/below average per game	-0.89	-2.94	1.26
How many people raised average	22	11	11
by this amount	0.48	0.50	0.46
How many people went down	23	12	11
by this amount	-0.69	-0.90	-0.46
League average before bowling	146.67	152.21	140.87
League average after bowling	146.55	151.99	140.87
Change in league average	-0.11	-0.23	0.00
800s	--	--	--
775s	--	--	--
750s	--	--	--
725s	--	--	--
700s	--	--	--
675s	--	--	--
650s	--	--	--
625s	--	--	--
600s	--	--	--
575s	2	2	--
550s	1	--	1
525s	3	1	2
500s	6	6	--
475s	5	2	3
450s	5	1	4
425s	6	3	3
400s	3	1	2
below 400	14	7	7
300s	--	--	--
275s	--	--	--
250s	--	--	--
225s	1	--	1
200s	4	2	2
175s	21	16	5
150s	38	17	21
125s	38	19	19
100s	21	10	11
below 100	12	5	7

This report is for scores bowled March 15 which is Week 27 of 27

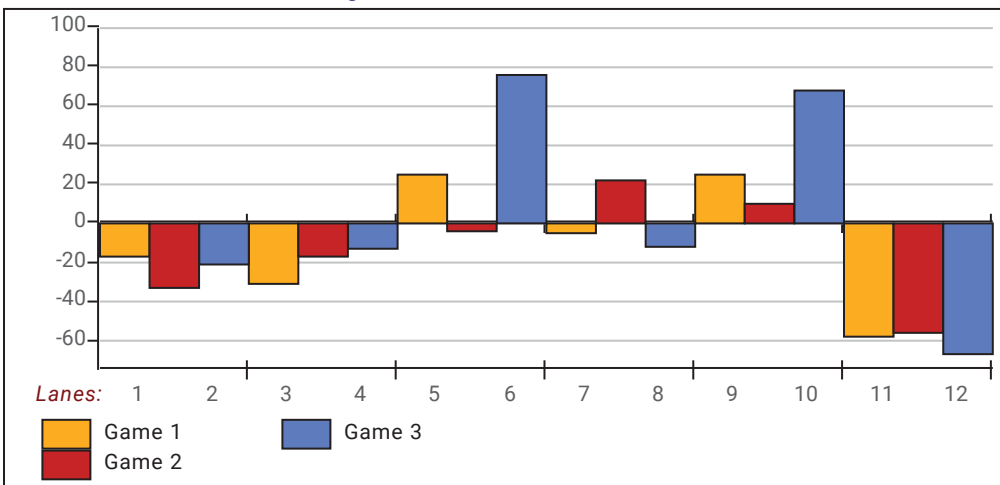
**Team Average vs Avg of Scores**



**Average of Scores for Each Game**

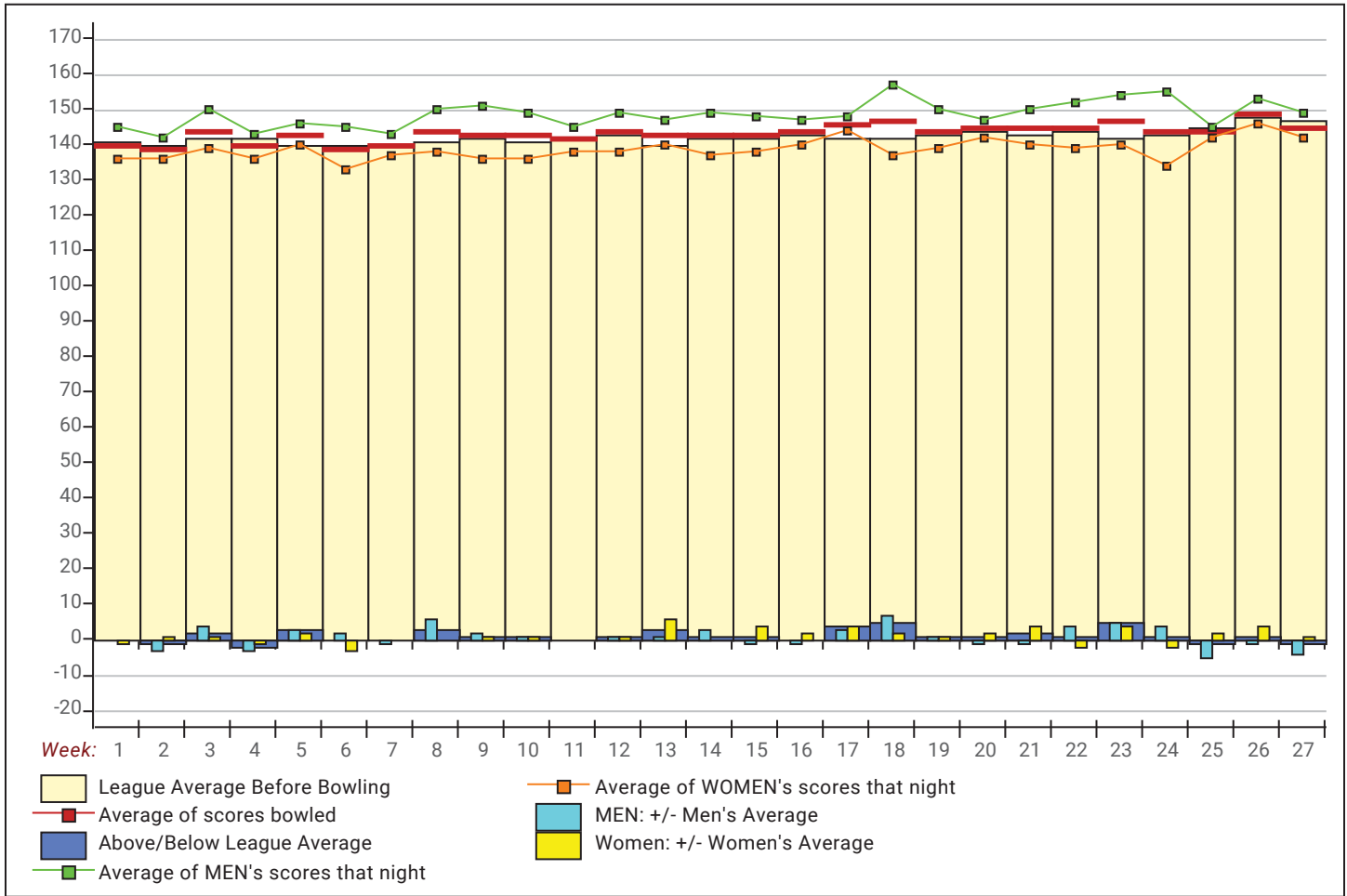


**Amount Over/Under Team Average**



This report is for scores bowled March 15 which is Week 27 of 27

**League Average Week-by-Week**



**League Average Statistics for Last Week**

	League	Right Hand	Left Hand	Men (Lft+Rt)	Women (Lft+Rt)
League Average Before Bowling	146.67	149.72	81.10	152.21	140.87
Average of scores bowled that night	145.24	148.21	81.50	148.67	141.67
New League Average After Bowling	146.55	149.59	81.20	151.99	140.87
Change in League Average	-.11	-.12	.10	-.23	.00
People Who Bowled Over Average	22	21	1	11	11
People Who Bowled Under Average	23	22	1	12	11
Average Amount of Series Over Avg	38.41	39.81	9.00	40.45	36.36
Average Amount of Series Under Avg	-41.96	-43.73	-3.00	-54.00	-28.82
Difference Avg, NiteAvg	-.89	-.98	1.00	-2.94	1.26
Number of Bowlers	45	43	2	23	22
Number of Games Bowled	135	129	6	69	66
People Who Raised Their Average	22	21	1	11	11
Raised By an Average of This Amount	.48	.49	.28	.50	.46
People Who Lowered Their Average	23	22	1	12	11
Lowered By an Average of This Amou	-.69	-.71	-.07	-.90	-.46
Number of Games Bowled Over Avera	60	58	2	31	29
Number of Games Bowled Under Avera	70	67	3	38	32

Note: Averages are based only on people who bowled.

# Town & Country 2019-20

Sunday 6:30 pm

**Big Apple Fun Center**

Lanes 1 - 12

*If you have questions, please contact*

John Krotz (308)440-9799 74 Sweetwater Ave, Kearney, NE 68847  
Send E-mail to: jlkrotz@yahoo.com

*Note: This report includes information through March 15 which is Week 27 of 27*

## **Awards Earned This Week**

<u>Name</u>	<u>USBC ID Number</u>	<u>Award Average</u>	<u>Award Games</u>	<u>G1</u>	<u>G2</u>	<u>G3</u>	<u>Series</u>	<u>Award Score</u>	<u>Award Received</u>
James M. Crown	1513-966 USBC	143	78	166	170	173	509	509	500 Series (Local Assoc. Awards)



# Press Release -- 4/27/2020

3/15/2020 Week 27 of 27

## Town & Country 2019-20

Sunday 6:30 pm

Big Apple Fun Center

Lanes 1 - 12

### Team Standings

Place	Team Name	Avg p/gm	Points Won	Points Lost	Year-To-Date WON	Y-T-D LOST
1	Galen's Pro Shop	744	31	17	59	49
2	We Attempt	616	29½	18½	65½	42½
3	Pin Busters	428	29½	18½	62½	45½
4	Odd Balls	545	28	20	64	44
5	Spare Me	498	26½	21½	48	60
6	Pin Seekers	597	24½	23½	54½	53½
7	We're Back	604	22	26	67	41
8	Cruizers	593	22	26	49	59
9	Teachers & Creepers	625	21	27	62	46
10	We Dilly Dilly Too	551	19½	28½	33½	74½
11	Smokin' Aces	464	17	31	46	62
12	Lucky Strikes	590	16½	31½	36	72

\*\*\* Although not shown, standings are determined by points only for the current part

### Last Week's Top Scores

	Scratch Game	Scratch Series	Handicap Game	Handicap Series
<b>Men</b>	213 Galen Keas	589 Kirk Kossman	263 Kirk Kossman	742 Kirk Kossman
	212 Kirk Kossman	580 Galen Keas	245 Nick Stockton	710 James Crown
	194 John Krotz	525 Craig Schutt	243 Craig Schutt	690 Craig Schutt
	191 Nick Stockton	513 Dustin Graham	240 James Crown	678 Richard Serr
	188 Craig Schutt	513 Richard Serr	240 Galen Keas	668 Nick Stockton
	187 Mike Haws	509 James Crown	236 Kenny Marienau	661 Galen Keas
	181 Rich Hancock	506 Nick Stockton	235 Mike Haws	654 John Allison
	181 Larry Lambrecht	503 John Krotz	234 John Allison	650 Kenny Marienau
	179 Dustin Graham	500 Mike Haws	233 Richard Serr	644 Mike Haws
	178 Richard Serr	490 Larry Lambrecht	232 Larry Lambrecht	643 Larry Lambrecht
<b>Women</b>	233 Michelle Limbach	556 Ann Stones	261 Michelle Limbach	708 Angie Hauserman
	204 Amanda Rood	548 Michelle Limbach	258 Angie Hauserman	704 Ashley Hancock
	200 Ann Stones	534 Amanda Rood	254 Amanda Rood	699 Shelli Krotz
	181 Allie Moore	494 Ashley Hancock	245 Ashley Hancock	684 Amanda Rood
	180 Angie Hauserman	488 Amy Middleton	239 Shelli Krotz	677 Amy Middleton
	175 Ashley Hancock	480 Shelli Krotz	235 Amy Middleton	661 Ann Stones
	172 Amy Middleton	474 Angie Hauserman	235 Ann Stones	645 Kira Hancock
	166 Shelli Krotz	473 Allie Moore	233 Trish Hancock	642 Trish Hancock
	166 Krista Wiester	460 Karen Lopez	231 Shannon Mitchell	639 Shannon Mitchell
	165 Shannon Mitchell	457 Krista Wiester	231 Misty Anderson	639 Cassie Robinson (LH)