

Friday 6:30 pm

Big Apple Fun Center

Lanes 1 - 6

President: Sue Janssen is on Lane 5 (308)627-5609 suejanssen@hotmail.com
 Secretary/Treasurer: Tammy Kutsch is on Lane 1 (308)293-7564 tlkutsch356@aol.com

Team Standings

Place	#	Team Name	Points Won	Points Lost	%Won	Pins + HDCP	Scratch Pins	Avg p/gm	Year-To-Date WON	Y-T-D LOST	Y-T-D % WON
1	1	Turner's Body Shop	87	48	64.4	35095	27010	600	87	48	64.4
2	5	Hilton's Pin Buster	81	54	60.0	34964	23747	527	81	54	60.0
3	4	Goodfellows Paint & Body	71	64	52.6	34509	24447	543	71	64	52.6
4	2	Versatile Roofing	63	72	46.7	32865	22977	547	63	72	46.7
5	6	Tooth Fairy	60	76	44.1	34656	23532	522	60	76	44.1
6	3	Kutsch Land & Cattle	42	93	31.1	34187	23045	512	42	93	31.1

Review of Last Week's Bowling.....

Lanes	Team Name	HDCP -1-	HDCP -2-	HDCP -3-	HDCP Total	Last Wk WON		Team Name	HDCP -1-	HDCP -2-	HDCP -3-	HDCP Total	Last Wk WON
1-2	Turner's Body Shop	816	725	731	2272	4	<-->	Hilton's Pin Buster	760	777	793	2330	5
3-4	Goodfellows Paint & B	821	727	711	2259	7	<-->	Versatile Roofing	770	774	692	2236	2
5-6	Tooth Fairy	825	760	830	2415	6	<-->	Kutsch Land & Cattle	690	793	781	2264	3

Lane Assignments

	1-2	3-4	5-6
Wk16 12/13	3- 6	2- 4	5- 1
Wk17 12/20	5- 4	6- 1	2- 3
Wk18 12/27	2- 1	4- 3	6- 5

Season High Scores

Team Scratch Game	Team Scratch Series	Team Handicap Game	Team Handicap Series
744 Turner's Body Shop	2115 Turner's Body Shop	895 Versatile Roofing	2556 Versatile Roofing
675 Versatile Roofing	1882 Kutsch Land & Cattle	877 Turner's Body Shop	2514 Turner's Body Shop
648 Kutsch Land & Cattle	1833 Versatile Roofing	861 Hilton's Pin Buster	2488 Kutsch Land & Catt
617 Tooth Fairy	1811 Tooth Fairy	850 Kutsch Land & Cattle	2469 Hilton's Pin Buster
614 Hilton's Pin Buster	1765 Goodfellows Paint & Body	831 Goodfellows Paint & Body	2417 Tooth Fairy
610 Goodfellows Paint & Body	1747 Hilton's Pin Buster	830 Tooth Fairy	2398 Goodfellows Paint
Scratch Game	Scratch Series	Handicap Game	Handicap Series
232 Tianna Engen	595 Tianna Engen	272 Barb Farber	716 Allie Moore
224 Allie Moore	595 Rebecca McPherson	258 Tianna Engen	713 Gala Sesna
222 Michelle Limbach	587 Michelle Limbach	257 Karen Lopez	687 Barb Farber
221 Barb Farber	572 Allie Moore	256 Allie Moore	683 Etha Griffin
215 Rebecca McPherson	555 Barb Farber	255 Deb Hatcher	679 Tianna Engen
214 Karen Lopez	554 Gala Sesna	254 Linda Johnson	677 Deb Hatcher
208 Deb Hatcher	537 Karen Lopez	251 Stacie Milam	670 Bev Walton
204 Wanda Westphalen	536 Deb Hatcher	249 Wanda Westphalen	669 Karen Lopez
203 Tammy Kutsch	529 Tammy Kutsch	249 Gala Sesna	667 Linda Johnson
200 Nicole Mulrone	520 Denae Kuhl	246 Tennille Allison	666 Tennille Allison
		246 Etha Griffin	

Last Week's Top Scores

Team Scratch Game	Team Scratch Series	Team Handicap Game	Team Handicap Series
673 Turner's Body Shop	1843 Turner's Body Shop	830 Tooth Fairy	2415 Tooth Fairy
597 Goodfellows Paint & Body	1655 Hilton's Pin Buster	821 Goodfellows Paint & Body	2330 Hilton's Pin Buster
568 Hilton's Pin Buster	1620 Tooth Fairy	816 Turner's Body Shop	2272 Turner's Body Shop
565 Tooth Fairy	1587 Goodfellows Paint & Body	793 Kutsch Land & Cattle	2264 Kutsch Land & Catt
549 Kutsch Land & Cattle	1532 Kutsch Land & Cattle	793 Hilton's Pin Buster	2259 Goodfellows Paint
501 Versatile Roofing	1417 Versatile Roofing	774 Versatile Roofing	2236 Versatile Roofing

Last Week's Top Scores - Continued

Scratch Game		Scratch Series		Handicap Game		Handicap Series	
200	Deb Hatcher	487	Karen Lopez	241	Bev Walton	670	Bev Walton
190	Allie Moore	487	Bev Walton	237	Eileen McLaughlin	638	Eileen McLaughlin
190	Tammy Kutsch	479	Nicole Mulrone	236	Deb Hatcher	630	Linda Johnson
180	Bev Walton	474	Deb Hatcher	228	Linda Johnson	610	Karen Lopez
179	Tianna Engen	471	Tammy Kutsch	226	Tammy Kutsch	600	Cindy Gibbons
176	Eileen McLaughlin	466	Allie Moore	218	Allie Moore	600	MaryLee Swim
174	Karen Lopez	456	Tianna Engen	217	Michele Daily	599	Tammie Runions
167	Nicole Mulrone	455	Eileen McLaughlin	215	Karen Lopez	587	Nicole Mulrone
158	Linda Johnson	453	Cindy Gibbons	213	Lynn Watson	586	Lynn Watson
158	Denae Kuhl	434	Tammie Runions	210	Jacqui Moore	582	Deb Hatcher
158	Cindy Gibbons						

Team Rosters

1 - Turner's Body Shop

Name	Avg	HDCP	Pins	Gms	Points Won	High Game	High Sers	HDCP Game	HDCP Sers	Most Improved Avg +/-	To Raise Avg +1	To Drop Avg -1	Weekly Over Avg Series Avg +/-
Ashley Klusman	113	78	3061	27	4.0	152	377	232	617	113 +0.37	359	328	
Beth Carr	137	56	1651	12	3.0	165	441	220	607		419	403	
Wanda Westphalen	151	44	5895	39	8.0	204	519	249	654	149 +2.15	489	446	421 - 456=-35
Jacquie Slagle	152	43	2747	18	3.0	178	490	215	611		466	444	
Karen Lopez	154	41	5573	36	11.0	214	537	257	669	151 +3.81	472	432	487 - 462=25
Nicole Mulrone	159	36	2392	15	3.0	200	500	238	614		488	469	479 - 477=2
Tianna Engen	172	25	5691	33	15.0	232	595	258	679	171 +1.45	537	500	456 - 522=-66

2 - Versatile Roofing

Name	Avg	HDCP	Pins	Gms	Points Won	High Game	High Sers	HDCP Game	HDCP Sers	Most Improved Avg +/-	To Raise Avg +1	To Drop Avg -1	Weekly Over Avg Series Avg +/-
MaryLee Swim	119	72	1793	15	4.0	146	383	223	614		367	348	378 - 351=27
Emilie Alonso	131	62	4337	33	4.0	164	434	226	626	131 +0.42	415	378	371 - 396=-25
Gala Sesna	144	50	4755	33	6.0	196	554	249	713	148 -3.91	465	428	352 - 438=-86
Barb Farber	153	42	5540	36	10.0	221	555	272	687	150 +3.89	466	426	
Tennille Allison	158	37	948	6	2.0	196	516	246	666		483	473	
Michelle Limbach	187	11	1127	6	2.0	222	587	226	599		565	555	

3 - Kutsch Land & Cattle

Name	Avg	HDCP	Pins	Gms	Points Won	High Game	High Sers	HDCP Game	HDCP Sers	Most Improved Avg +/-	To Raise Avg +1	To Drop Avg -1	Weekly Over Avg Series Avg +/-
Carol Fenstermacher	109	81	4372	40	2.0	150	385	231	628	110 -0.70	358	314	309 - 327=-18
Sheila Kennedy	110	81	2319	21	2.0	138	356	215	587	110 +0.43	345	320	
Helen Bockerman	120	72	1087	9	1.0	166	412	222	580		365	352	
DeAnn Brickner	127	65	3445	27	2.0	161	466	226	661	129 -1.41	395	364	351 - 384=-33
Michele Daily	132	61	3036	23	6.0	170	426	231	609	130 +2.00	422	395	
Tammy Kutsch	159	36	5260	33	8.0	203	529	240	643	160 -0.61	500	463	471 - 477=-6
Rebecca McPherson	187	11	1689	9	4.0	215	595	236	643		567	554	

4 - Goodfellows Paint & Body

Name	Avg	HDCP	Pins	Gms	Points Won	High Game	High Sers	HDCP Game	HDCP Sers	Most Improved Avg +/-	To Raise Avg +1	To Drop Avg -1	Weekly Over Avg Series Avg +/-
Lisa Neuheisel	91	98	1638	18	2.0	119	304	215	592		294	272	256 - 276=-20
Angie Hauserman	128	64	4614	36	6.0	171	457	234	646	129 -0.83	417	377	
Jacqui Moore	130	63	3918	30	4.0	156	426	223	630	133 -2.40	405	371	391 - 390=1
Peg Hickman	134	59	3624	27	4.0	171	451	229	628	137 -2.78	426	395	
Deb Hatcher	159	36	6698	42	17.0	208	536	255	677	158 +1.48	502	456	474 - 477=-3

5 - Hilton's Pin Buster

Name	Avg	HDCP	Pins	Gms	Points Won	High Game	High Sers	HDCP Game	HDCP Sers	Most Improved Avg +/-	To Raise Avg +1	To Drop Avg -1	Weekly Over Avg Series Avg +/-
Bobbi Rasmussen	114	77	3100	27	5.0	158	384	238	624	113 +1.81	350	319	
Carrie Ludeke	119	72	1071	9	2.0	152	401	237	656		369	356	
Linda Johnson	123	69	4455	36	9.0	182	451	254	667	122 +1.75	381	341	420 - 366=54
Sue Janssen	138	55	5806	42	7.0	164	461	224	641	135 +3.24	449	403	406 - 414=-8
Tammie Runions	139	54	2097	15	3.0	163	444	221	618		423	404	434 - 414=20
Denae Kuhl	147	47	5320	36	11.0	193	520	240	661	150 -2.22	452	412	395 - 447=-52

6 - Tooth Fairy

Name	Avg	HDCP	Pins	Gms	Points	High	High	HDCP	HDCP	Most Improved		To Raise	To Drop	Weekly Over Avg
					Won	Game	Sers	Game	Sers	Avg	+/-	Avg +1	Avg -1	Series Avg +/-
Patty Isaacs	95	94	2010	21	2.0	123	334	217	616	95	+0.71	294	269	
Etha Griffin	131	62	5130	39	9.0	174	469	246	683	125	+6.54	414	371	
Eileen McLaughlin	134	59	3632	27	6.0	176	455	237	638	134	+0.52	418	387	455 - 396=59
Bev Walton	134	59	4856	36	8.0	180	487	241	670	129	+5.89	409	369	487 - 396=91
Cindy Gibbons	146	48	5259	36	8.0	172	458	221	602	146	+0.08	474	434	453 - 435=18

Temporary Substitutes

Name	Avg	HDCP	Pins	Gms	Points	High	High	HDCP	HDCP	Most Improved		To Raise	To Drop	Weekly Over Avg
					Won	Game	Sers	Game	Sers	Avg	+/-	Avg +1	Avg -1	Series Avg +/-
Stacie Milam	108	82	975	9	3.0	170	352	251	616			333	320	
Allie Moore	167	29	6034	36	12.0	224	572	256	716	167	+0.61	518	478	466 - 504=-38
Amber Rasmussen	0	0	0	0		0	0							
Lynn Watson	100	90	3325	33	5.0	141	342	234	621	103	-2.24	311	274	316 - 300=16

High Individual Match Points

17 Deb Hatcher	15 Tianna Engen	12 Allie Moore	11 Denae Kuhl
11 Karen Lopez	10 Barb Farber	9 Etha Griffin	9 Linda Johnson
8 Wanda Westphalen	8 Tammy Kutsch	8 Cindy Gibbons	8 Bev Walton

Individual High Averages

172.45 Tianna Engen	167.61 Allie Moore	159.48 Deb Hatcher	159.39 Tammy Kutsch
154.81 Karen Lopez	153.89 Barb Farber	151.15 Wanda Westphalen	147.78 Denae Kuhl
146.08 Cindy Gibbons	144.09 Gala Sesna	138.24 Sue Janssen	134.89 Bev Walton

Most Improved Average

125 to 131.54 = +6.54 Etha Griffin	129 to 134.89 = +5.89 Bev Walton	150 to 153.89 = +3.89 Barb Farber
151 to 154.81 = +3.81 Karen Lopez	135 to 138.24 = +3.24 Sue Janssen	149 to 151.15 = +2.15 Wanda Westphale

Most Un-Improved Averages

148 to 144.09 = -3.91 Gala Sesna	137 to 134.22 = -2.78 Peg Hickman	133 to 130.60 = -2.40 Jacqui Moore
103 to 100.76 = -2.24 Lynn Watson	150 to 147.78 = -2.22 Denae Kuhl	129 to 127.59 = -1.41 DeAnn Brickner

Big Apple Fun Center Reprint of Scores -- Week 15

Lane 1 1 - Turner's Body Shop Week 15 12/6/2019

Name	Old	Old	HDCP				
	Avg	HDCP	-1-	-2-	-3-	Total	Total
Wanda M. Westphalen	bk152	43	156	120	145	421	550
Karen L. Lopez	bk154	41	171	174	142	487	610
Nicole J. Mulroney	bk159	36	167	159	153	479	587
Tianna K. Engen	174	23	179	129	148	456	525
			====	====	====	====	====
Scratch Total			673	582	588	1843	1843
Handicap			143	143	143		429
Total			816	725	731	1843	2272
Team Points Won			1.0	0.0	0.0	1.0	1.0
Match Points Won			0.0	0.0	0.0	3.0	3.0
Total Points Won			1.0	0.0	0.0	4.0	4.0

Lane 2 5 - Hilton's Pin Buster Week 15 12/6/2019

Name	Old	Old	HDCP				
	Avg	HDCP	-1-	-2-	-3-	Total	Total
Linda K. Johnson	bk122	70	105	157	158	420	630
Tammie J. Runions	bk138	55	135	152	147	434	599
Sue A. Janssen	bk138	55	137	139	130	406	571
Denae L. Kuhl	149	45	158	104	133	395	530
			====	====	====	====	====
Scratch Total			535	552	568	1655	1655
Handicap			225	225	225		675
Total			760	777	793	1655	2330
Team Points Won			0.0	1.0	1.0	3.0	3.0
Match Points Won			0.0	0.0	0.0	2.0	2.0
Total Points Won			0.0	1.0	1.0	5.0	5.0

Lane 3 4 - Goodfellows Paint & Body Week 15 12/6/2019

Name	Old	Old	HDCP				
	Avg	HDCP	-1-	-2-	-3-	Total	Total
Lisa M. Neuheisel	bk92	97	86	82	88	256	547
Jacqui J. Moore	bk130	63	147	120	124	391	580
Deb Hatcher	bk159	36	200	111	163	474	582
Allie E. Moore	168	28	164	190	112	466	550
			====	====	====	====	====
Scratch Total			597	503	487	1587	1587
Handicap			224	224	224		672
Total			821	727	711	1587	2259
Team Points Won			1.0	0.0	1.0	3.0	3.0
Match Points Won			0.0	0.0	0.0	3.0	3.0
Total Points Won			1.0	0.0	1.0	7.0	7.0

Lane 4 2 - Versatile Roofing Week 15 12/6/2019

Name	Old	Old	HDCP				
	Avg	HDCP	-1-	-2-	-3-	Total	Total
Lynn M. Watson	100	90	97	123	96	316	586
MaryLee Swim	117	74	132	127	119	378	600
Emilie E. Alonso	bk132	61	131	141	99	371	554
Gala Z. Sesna	bk146	48	137	110	105	352	496
			====	====	====	====	====
Scratch Total			497	501	419	1417	1417
Handicap			273	273	273		819
Total			770	774	692	1417	2236
Team Points Won			0.0	1.0	0.0	1.0	1.0
Match Points Won			0.0	0.0	0.0	2.0	2.0
Total Points Won			0.0	1.0	0.0	2.0	2.0

Lane 5 6 - Tooth Fairy Week 15 12/6/2019

Name	Old	Old	HDCP				
	Avg	HDCP	-1-	-2-	-3-	Total	Total
Patty Isaacs	bk95	94	a75	a75	a75	225	507
Eileen M. McLaughlin	bk132	61	176	127	152	455	638
Bev Walton	bk132	61	171	136	180	487	670
Cindy Gibbons	bk145	49	138	157	158	453	600
			====	====	====	====	====
Scratch Total			560	495	565	1620	1620
Handicap			265	265	265		795
Total			825	760	830	1620	2415
Team Points Won			1.0	0.0	1.0	3.0	3.0
Match Points Won			0.0	0.0	0.0	3.0	3.0
Total Points Won			1.0	0.0	1.0	6.0	6.0

Lane 6 3 - Kutsch Land & Cattle Week 15 12/6/2019

Name	Old	Old	HDCP				
	Avg	HDCP	-1-	-2-	-3-	Total	Total
Carol J. Fenstermacher	bk109	81	108	106	95	309	552
DeAnn M. Brickner	bk128	64	104	116	131	351	543
Michele R. Daily	bk130	63	a110	137	154	401	590
Tammy L. Kutsch	bk159	36	124	190	157	471	579
			====	====	====	====	====
Scratch Total			446	549	537	1532	1532
Handicap			244	244	244		732
Total			690	793	781	1532	2264
Team Points Won			0.0	1.0	0.0	1.0	1.0
Match Points Won			0.0	0.0	0.0	2.0	2.0
Total Points Won			0.0	1.0	0.0	3.0	3.0

Friday 6:30 pm

Big Apple Fun Center**Match Points Won (This Week) -- Week 15****Lane 1 1 - Turner's Body Shop**

Name	Last Wk	Last Wk	HDCP	HDCP	HDCP	HDCP
	Won	Lost	-1-	-2-	-3-	Total
Wanda M. Westphalen		1.0	199	163	188	550
Karen L. Lopez	1.0		212	215	183	610
Nicole J. Mulrone	1.0		203	195	189	587
Tianna K. Engen	1.0	1.0	202	152	171	525

Lane 2 5 - Hilton's Pin Buster

Name	Last Wk	Last Wk	HDCP	HDCP	HDCP	HDCP
	Won	Lost	-1-	-2-	-3-	Total
Linda K. Johnson	1.0		175	227	228	630
Tammie J. Runions		1.0	190	207	202	599
Sue A. Janssen		1.0	192	194	185	571
Denae L. Kuhl	1.0		203	149	178	530

Lane 3 4 - Goodfellows Paint & Body

Name	Last Wk	Last Wk	HDCP	HDCP	HDCP	HDCP
	Won	Lost	-1-	-2-	-3-	Total
Lisa M. Neuheisel		1.0	183	179	185	547
Jacqui J. Moore		1.0	210	183	187	580
Deb Hatcher	2.0		236	147	199	582
Allie E. Moore	1.0		192	218	140	550

Lane 4 2 - Versatile Roofing

Name	Last Wk	Last Wk	HDCP	HDCP	HDCP	HDCP
	Won	Lost	-1-	-2-	-3-	Total
Lynn M. Watson	1.0		187	213	186	586
MaryLee Swim	1.0		206	201	193	600
Emilie E. Alonso		1.0	192	202	160	554
Gala Z. Sesna		1.0	185	158	153	496

Lane 5 6 - Tooth Fairy

Name	Last Wk	Last Wk	HDCP	HDCP	HDCP	HDCP
	Won	Lost	-1-	-2-	-3-	Total
Patty Isaacs		1.0	a169	a169	a169	507
Eileen M. McLaughlin	1.0		237	188	213	638
Bev Walton	1.0		232	197	241	670
Cindy Gibbons	1.0		187	206	207	600

Lane 6 3 - Kutsch Land & Cattle

Name	Last Wk	Last Wk	HDCP	HDCP	HDCP	HDCP
	Won	Lost	-1-	-2-	-3-	Total
Carol J. Fenstermacher	1.0		189	187	176	552
DeAnn M. Brickner		1.0	168	180	195	543
Michele R. Daily		1.0	a173	200	217	590
Tammy L. Kutsch	1.0	1.0	160	226	193	579

Friday 6:30 pm

Big Apple Fun Center

Match Points Won (Total for Year)

Name	Avg	Gms	Points		%Won	Name	Avg	Gms	Points		%Won
			Won	Lost					Won	Lost	
Deb Hatcher	159	42	17.0	4.0	80.95%	Jacqui J. Moore	130	30	4.0	7.0	36.36%
Tianna K. Engen	172	33	15.0	3.0	83.33%	Peggy A. Hickman	134	27	4.0	5.0	44.44%
Allie E. Moore	167	36	12.0	5.0	70.59%	Ashley N. Klusman	113	27	4.0	5.0	44.44%
Denae L. Kuhl	147	36	11.0	5.0	68.75%	Rebecca L. McPherson	187	9	4.0		100.00%
Karen L. Lopez	154	36	11.0	3.0	78.57%	MaryLee Swim	119	15	4.0	1.0	80.00%
Barbara J. Farber	153	36	10.0	6.0	62.50%	Nicole J. Mulroney	159	15	3.0	4.0	42.86%
Etha J. Griffin	131	39	9.0	4.0	69.23%	Beth A. Carr	137	12	3.0	2.0	60.00%
Linda K. Johnson	123	36	9.0	3.0	75.00%	Jacque L. Slagle	152	18	3.0	3.0	50.00%
Wanda M. Westphalen	151	39	8.0	6.0	57.14%	Stacie L. Milam	108	9	3.0		100.00%
Tammy L. Kutsch	159	33	8.0	6.0	57.14%	Tammie J. Runions	139	15	3.0	2.0	60.00%
Cynthia A. Gibbons	146	36	8.0	6.0	57.14%	Tennille Allison	158	6	2.0		100.00%
Beverly A. Walton	134	36	8.0	4.0	66.67%	Patricia A. Isaacs	95	21	2.0	8.0	20.00%
Sue A. Janssen	138	42	7.0	7.0	50.00%	Lisa M. Neuheisel	91	18	2.0	4.0	33.33%
Eileen M. McLaughlin	134	27	6.0	6.0	50.00%	Sheila A. Kennedy	110	21	2.0	6.0	25.00%
Angie C. Hauserman	128	36	6.0	7.0	46.15%	DeAnn M. Brickner	127	27	2.0	9.0	18.18%
Michele R. Daily	132	23	6.0	3.0	66.67%	Carol J. Fenstermacher	109	40	2.0	12.0	14.29%
Gala Z. Sesna	144	33	6.0	7.0	46.15%	Michelle L. Limbach	187	6	2.0	2.0	50.00%
Lynn M. Watson	100	33	5.0	6.0	45.45%	Carrie J. Ludeke	119	9	2.0	1.0	66.67%
Bobbi M. Rasmussen	114	27	5.0	5.0	50.00%	Helen Bockerman	120	9	1.0	3.0	25.00%
Emilie E. Alonso	131	33	4.0	7.0	36.36%	Amber R. Rasmussen	0	0			0.00%

Friday 6:30 pm

Big Apple Fun Center

Change in Average

Name	----Old----		Old					---Average Change---			Weekly Over Avg
	Pins	Games	Avg	-1-	-2-	-3-	Total	New	Old	---> +/-	Series Avg +/-
Tennille Allison	948	6	158				0	158.00	- 158.00	= 0.00	
Emilie E. Alonso	3966	30bk	132	131	141	99	371	131.42	- 132.20	= -0.78	371 - 396=-25
Helen Bockerman	1087	9	120				0	120.78	- 120.78	= 0.00	
DeAnn M. Brickner	3094	24bk	128	104	116	131	351	127.59	- 128.92	= -1.32	351 - 384=-33
Beth A. Carr	1651	12bk	137				0	137.58	- 137.58	= 0.00	
Michele R. Daily	2745	21bk	130	a110	137	154	401	132.00	- 130.71	= 1.29	
Tianna K. Engen	5235	30	174	179	129	148	456	172.45	- 174.50	= -2.05	456 - 522=-66
Barb Farber	5540	36bk	153				0	153.89	- 153.89	= 0.00	
Carol J. Fenstermacher	4063	37bk	109	108	106	95	309	109.30	- 109.81	= -0.51	309 - 327=-18
Cindy Gibbons	4806	33bk	145	138	157	158	453	146.08	- 145.64	= 0.45	453 - 435=18
Etha J. Griffin	5130	39bk	131				0	131.54	- 131.54	= 0.00	
Deb Hatcher	6224	39bk	159	200	111	163	474	159.48	- 159.59	= -0.11	474 - 477=-3
Angie C. Hauserman	4614	36bk	128				0	128.17	- 128.17	= 0.00	
Peg Hickman	3624	27bk	134				0	134.22	- 134.22	= 0.00	
Patty Isaacs	2010	21 bk	95	a75	a75	a75	225	95.71	- 95.71	= 0.00	
Sue A. Janssen	5400	39bk	138	137	139	130	406	138.24	- 138.46	= -0.22	406 - 414=-8
Linda K. Johnson	4035	33bk	122	105	157	158	420	123.75	- 122.27	= 1.48	420 - 366=54
Sheila A. Kennedy	2319	21	110				0	110.43	- 110.43	= 0.00	
Ashley N. Klusman	3061	27	113				0	113.37	- 113.37	= 0.00	
Denae L. Kuhl	4925	33	149	158	104	133	395	147.78	- 149.24	= -1.46	395 - 447=-52
Tammy L. Kutsch	4789	30bk	159	124	190	157	471	159.39	- 159.63	= -0.24	471 - 477=-6
Michelle L. Limbach	1127	6	187				0	187.83	- 187.83	= 0.00	
Karen L. Lopez	5086	33bk	154	171	174	142	487	154.81	- 154.12	= 0.68	487 - 462=25
Carrie J. Ludeke	1071	9	119				0	119.00	- 119.00	= 0.00	
Eileen M. McLaughlin	3177	24bk	132	176	127	152	455	134.52	- 132.38	= 2.14	455 - 396=59
Rebecca L. McPherson	1689	9	187				0	187.67	- 187.67	= 0.00	
Stacie L. Milam	975	9	108				0	108.33	- 108.33	= 0.00	
Allie E. Moore	5568	33	168	164	190	112	466	167.61	- 168.73	= -1.12	466 - 504=-38
Jacqui J. Moore	3527	27bk	130	147	120	124	391	130.60	- 130.63	= -0.03	391 - 390=1
Nicole J. Mulroney	1913	12bk	159	167	159	153	479	159.47	- 159.42	= 0.05	479 - 477=2
Lisa M. Neuheisel	1382	15 bk	92	86	82	88	256	91.00	- 92.13	= -1.13	256 - 276=-20
Amber R. Rasmussen	0	0	0				0	-	0.00	= 0.00	
Bobbi M. Rasmussen	3100	27bk	114				0	114.81	- 114.81	= 0.00	
Tammie J. Runions	1663	12bk	138	135	152	147	434	139.80	- 138.58	= 1.22	434 - 414=20
Gala Z. Sesna	4403	30bk	146	137	110	105	352	144.09	- 146.77	= -2.68	352 - 438=-86
Jacquie L. Slagle	2747	18	152				0	152.61	- 152.61	= 0.00	
MaryLee Swim	1415	12	117	132	127	119	378	119.53	- 117.92	= 1.62	378 - 351=27
Bev Walton	4369	33bk	132	171	136	180	487	134.89	- 132.39	= 2.49	487 - 396=91

Name	-----Old-----		Old					---Average Change---			Weekly Over Avg		
	Pins	Games	Avg	-1-	-2-	-3-	Total	New - Old	---> +/-	=	Series Avg +/-		
Lynn M. Watson	3009	30	100	97	123	96	316	100.76	-	100.30	=	0.46	316 - 300=16
Wanda M. Westphalen	5474	36	152	156	120	145	421	151.15	-	152.06	=	-0.90	421 - 456=-35

Friday 6:30 pm

Big Apple Fun Center
High Average Listing

<u>Name</u>	<u>True Average</u>	<u>Pins</u>	<u>Gms</u>	<u>To Raise Avg +1</u>	<u>To Drop Avg -1</u>
Michelle L. Limbach	187.83	1127	6	565	555
Rebecca L. McPherson	187.67	1689	9	567	554
Tianna K. Engen	172.45	5691	33	537	500
Allie E. Moore	167.61	6034	36	518	478
Deb Hatcher	159.48	6698	42	502	456
Nicole J. Mulroney	159.47	2392	15	488	469
Tammy L. Kutsch	159.39	5260	33	500	463
Tennille Allison	158.00	948	6	483	473
Karen L. Lopez	154.81	5573	36	472	432
Barbara J. Farber	153.89	5540	36	466	426
Jacque L. Slagle	152.61	2747	18	466	444
Wanda M. Westphalen	151.15	5895	39	489	446
Denae L. Kuhl	147.78	5320	36	452	412
Cynthia A. Gibbons	146.08	5259	36	474	434
Gala Z. Sesna	144.09	4755	33	465	428
Tammie J. Runions	139.80	2097	15	423	404
Sue A. Janssen	138.24	5806	42	449	403
Beth A. Carr	137.58	1651	12	419	403
Beverly A. Walton	134.89	4856	36	409	369
Eileen M. McLaughlin	134.52	3632	27	418	387
Peggy A. Hickman	134.22	3624	27	426	395
Michele R. Daily	132.00	3036	23	422	395
Etha J. Griffin	131.54	5130	39	414	371
Emilie E. Alonso	131.42	4337	33	415	378
Jacqui J. Moore	130.60	3918	30	405	371
Angie C. Hauserman	128.17	4614	36	417	377
DeAnn M. Brickner	127.59	3445	27	395	364
Linda K. Johnson	123.75	4455	36	381	341
Helen Bockerman	120.78	1087	9	365	352
MaryLee Swim	119.53	1793	15	367	348
Carrie J. Ludeke	119.00	1071	9	369	356
Bobbi M. Rasmussen	114.81	3100	27	350	319
Ashley N. Klusman	113.37	3061	27	359	328
Sheila A. Kennedy	110.43	2319	21	345	320
Carol J. Fenstermacher	109.30	4372	40	358	314
Stacie L. Milam	108.33	975	9	333	320
Lynn M. Watson	100.76	3325	33	311	274
Patricia A. Isaacs	95.71	2010	21	294	269
Lisa M. Neuheisel	91.00	1638	18	294	272
Amber R. Rasmussen		0	0		

Friday 6:30 pm

Big Apple Fun Center

Most Pins Over Average

Name	-----Old-----		Old Avg	-1- -2- -3-			Total	---Average Change---			Weekly Over Avg Series Avg +/-	
	Pins	Games		-1-	-2-	-3-		New - Old	--->	+/-		
Bev Walton	4369	33bk132	171	136	180	487	134.89	-	132.39	=	2.49	487 - 396=91
Eileen M. McLaughlin	3177	24bk132	176	127	152	455	134.52	-	132.38	=	2.14	455 - 396=59
Linda K. Johnson	4035	33bk122	105	157	158	420	123.75	-	122.27	=	1.48	420 - 366=54
MaryLee Swim	1415	12 117	132	127	119	378	119.53	-	117.92	=	1.62	378 - 351=27
Karen L. Lopez	5086	33bk154	171	174	142	487	154.81	-	154.12	=	0.68	487 - 462=25
Tammie J. Runions	1663	12bk138	135	152	147	434	139.80	-	138.58	=	1.22	434 - 414=20
Cindy Gibbons	4806	33bk145	138	157	158	453	146.08	-	145.64	=	0.45	453 - 435=18
Lynn M. Watson	3009	30 100	97	123	96	316	100.76	-	100.30	=	0.46	316 - 300=16
Nicole J. Mulroney	1913	12bk159	167	159	153	479	159.47	-	159.42	=	0.05	479 - 477=2
Jacqui J. Moore	3527	27bk130	147	120	124	391	130.60	-	130.63	=	-0.03	391 - 390=1
Deb Hatcher	6224	39bk159	200	111	163	474	159.48	-	159.59	=	-0.11	474 - 477=-3
Tammy L. Kutsch	4789	30bk159	124	190	157	471	159.39	-	159.63	=	-0.24	471 - 477=-6
Sue A. Janssen	5400	39bk138	137	139	130	406	138.24	-	138.46	=	-0.22	406 - 414=-8
Carol J. Fenstermacher	4063	37bk109	108	106	95	309	109.30	-	109.81	=	-0.51	309 - 327=-18
Lisa M. Neuheisel	1382	15 bk92	86	82	88	256	91.00	-	92.13	=	-1.13	256 - 276=-20
Emilie E. Alonso	3966	30bk132	131	141	99	371	131.42	-	132.20	=	-0.78	371 - 396=-25
DeAnn M. Brickner	3094	24bk128	104	116	131	351	127.59	-	128.92	=	-1.32	351 - 384=-33
Wanda M. Westphalen	5474	36bk152	156	120	145	421	151.15	-	152.06	=	-0.90	421 - 456=-35
Allie E. Moore	5568	33 168	164	190	112	466	167.61	-	168.73	=	-1.12	466 - 504=-38
Denae L. Kuhl	4925	33 149	158	104	133	395	147.78	-	149.24	=	-1.46	395 - 447=-52
Tianna K. Engen	5235	30 174	179	129	148	456	172.45	-	174.50	=	-2.05	456 - 522=-66
Gala Z. Sesna	4403	30bk146	137	110	105	352	144.09	-	146.77	=	-2.68	352 - 438=-86
Michele R. Daily	2745	21bk130	a110	137	154	401	132.00	-	130.71	=	1.29	

Friday 6:30 pm

Big Apple Fun Center

Alphabetic League Bowler Contact List

USBC							Bowling		
ID Number	Name	Avg	Gms	Phone	Phone	E-mail	Hand	Sex	
4132-1195	Allison, Tennille	158	6	(308)440-2679	() - -	newblue1@msn.com	R	W	
4132-1518	Alonso, Emilie E.	131	33	(308)233-1704	() - -		R	W	
4161-244	Bockerman, Helen	120	9	(308)440-5828	() - -	hbockerman@hotmail.com	R	W	
4132-1016	Brickner, DeAnn M.	127	27	(308)627-8061	() - -	deannbrickner@gmail.com	R	W	
4132-45	Carr, Beth A.	137	12	(308)293-1455	() - -	bacarr63@yahoo.com	R	W	
4132-19	Daily, Michele R.	132	23	(308)627-3446	() - -	rockhoundcj7@yahoo.com	R	W	
6201-165	Engen, Tianna K.	172	33	(308)224-6809	() - -	tiannaengen@frontiernet.net	R	W	
4132-359	Farber, Barbara "Barb" J.	153	36	(308)440-9187	(308)826-2715		R	W	
4132-1123	Fenstermacher, Carol J.	109	40	(308)236-9018	() - -	cfenster11@outlook.com	R	W	
4132-135	Gibbons, Cynthia "Cindy" A.	146	36	(308)238-1296	() - -		R	W	
4132-6	Griffin, Etha J.	131	39	(308)468-6257	(308)627-5158	ethagrif@hotmail.com	R	W	
4132-13	Hatcher, Deb	159	42	(308)383-5868	() - -	debhatcher@hotmail.com	R	W	
4132-100	Hauserman, Angie C.	128	36	(308)234-9280	() - -		R	W	
4132-357	Hickman, Peggy "Peg" A.	134	27	(308)832-5984	() - -	horselover1348@hotmail.com	R	W	
4132-1443	Isaacs, Patricia "Patty" A.	95	21	(402)319-6705	() - -	Pattyi65@outlook.com	R	W	
4132-14	Janssen, Sue A.	138	42	(308)627-5609	() - -	suejanssen@hotmail.com	R	W	
4132-273	Johnson, Linda K.	123	36	(308)627-1720	() - -	lkcolyer@charter.net	R	W	
9726-4193	Kennedy, Sheila A.	110	21	(308)224-5049	() - -	kskennedy2014	R	W	
9726-4214	Klusman, Ashley N.	113	27	(402)705-4438	() - -	ashley.klusman@hotmail.com	R	W	
4132-448	Kuhl, Denae L.	147	36	(308)293-1236	() - -	kuhldenae@yahoo.com	R	W	
4137-1786	Kutsch, Tammy L.	159	33	(308)293-7564	() - -	tlkutsch356@aol.com	R	W	
4132-94	Limbach, Michelle L.	187	6	(308)627-5811	() - -	mickibach@yahoo.com	R	W	
4132-372	Lopez, Karen L.	154	36	(308)293-9643	(308)237-3804	kllopez61@gmail.com	R	W	
4136-223	Ludeke, Carrie J.	119	9	(308)651-0370	(308)920-3027	carrienaylor1978@gmail.com	L	W	
4132-369	McLaughlin, Eileen M.	134	27	(308)440-5133	() - -		R	W	
6197-339	McPherson, Rebecca L.	187	9	(402)984-0342	() - -	rebecca.konate@outlook.com	R	W	
4132-863	Milam, Stacie L.	108	9	(308)991-2441	() - -		R	W	
4132-1405	Moore, Allie E.	167	36	(308)224-7641	() - -	allie.moore21@yahoo.com	R	W	
4132-1466	Moore, Jacqui J.	130	30	(308)627-8414	() - -	jacquidylan@yahoo.com	R	W	
4132-647	Mulroney, Nicole J.	159	15	(308)440-4799	() - -		R	W	
18-1926	Neuheisel, Lisa M.	91	18	(308)440-8873	() - -	lneuheisel@msn.com	R	W	
9726-4236	Rasmussen, Amber R.	0	0	(308)440-3144	() - -	amberrasmussen2005@gmail.com	R	W	
4132-503	Rasmussen, Bobbi M.	114	27	(308)293-2161	() - -	bobbi_bowl@yahoo.com	R	W	
4132-773	Runions, Tammie J.	139	15	(308)440-1478	() - -	tammierunions@gmail.com	R	W	
4132-360	Sesna, Gala Z.	144	33	(308)293-5439	() - -	gsesna2000@yahoo.com	R	W	
4132-42	Slagle, Jacquie L.	152	18	(308)233-2584	() - -		R	W	
4132-1192	Swim, MaryLee	119	15	(308)455-8066	(308)627-2855		R	W	
4132-1	Walton, Beverly "Bev" A.	134	36	(308)234-3987	(308)440-0064		R	W	
4132-852	Watson, Lynn M.	100	33	(308)224-9717	() - -		R	W	
4132-373	Westphalen, Wanda M.	151	39	(308)237-5056	(308)224-9862	wandawestphalen@hotmail.com	R	W	

Big Apple Fun Center

This report is for scores bowled December 6 which is Week 15 of 30

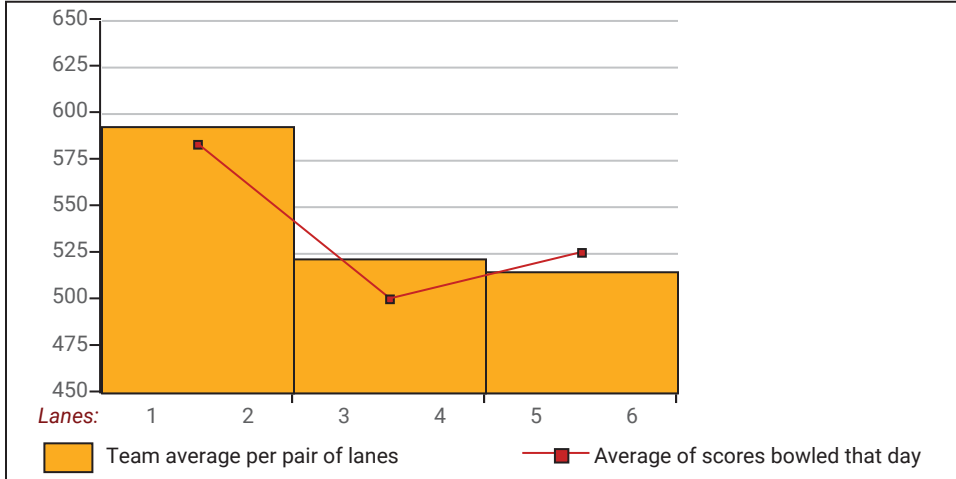
This Week's Statistics: Lefties vs Righties

Unless designated left handed, bowlers are considered right handed.

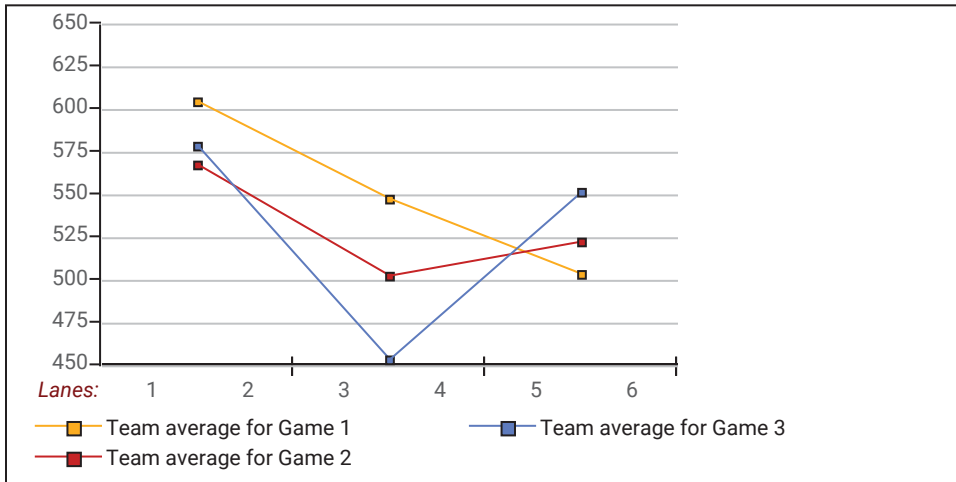
	Over All	Right	Left
How many people bowled	23	23	0
Number of games bowled	68	68	0
Actual average of week's scores	137.04	137.04	0.00
How many games above average	31	31	0
How many games below average	36	36	0
Pins above/below average per game	-0.68	-0.68	0.00
How many people raised average by this amount	10	10	--
	1.19	1.19	0.00
How many people went down by this amount	13	13	--
	-0.97	-0.97	0.00
League average before bowling	138.10	138.10	0.00
League average after bowling	138.07	138.07	0.00
Change in league average	-0.03	-0.03	0.00
800s	--	--	--
775s	--	--	--
750s	--	--	--
725s	--	--	--
700s	--	--	--
675s	--	--	--
650s	--	--	--
625s	--	--	--
600s	--	--	--
575s	--	--	--
550s	--	--	--
525s	--	--	--
500s	--	--	--
475s	3	3	--
450s	6	6	--
425s	1	1	--
400s	4	4	--
below 400	9	9	--
300s	--	--	--
275s	--	--	--
250s	--	--	--
225s	--	--	--
200s	1	1	--
175s	5	5	--
150s	18	18	--
125s	21	21	--
100s	16	16	--
below 100	7	7	--

This report is for scores bowled December 6 which is Week 15 of 30

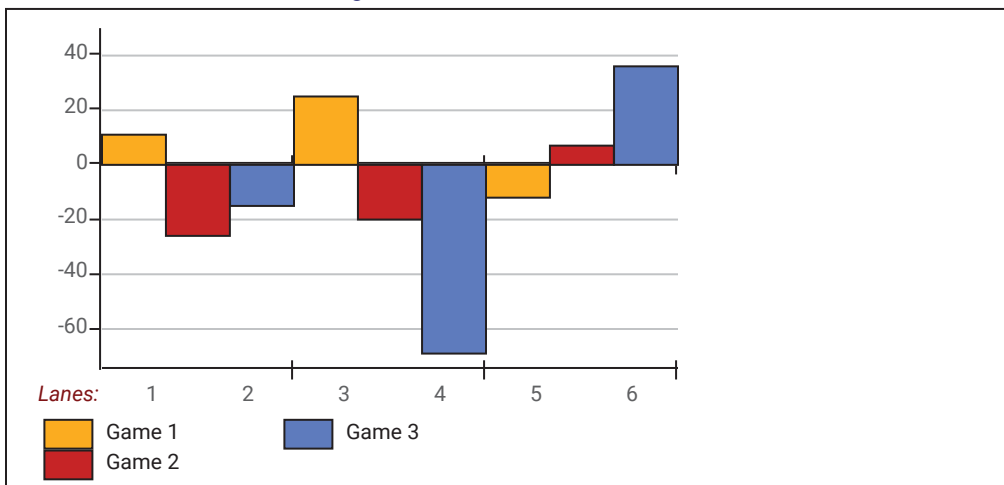
Team Average vs Avg of Scores



Average of Scores for Each Game

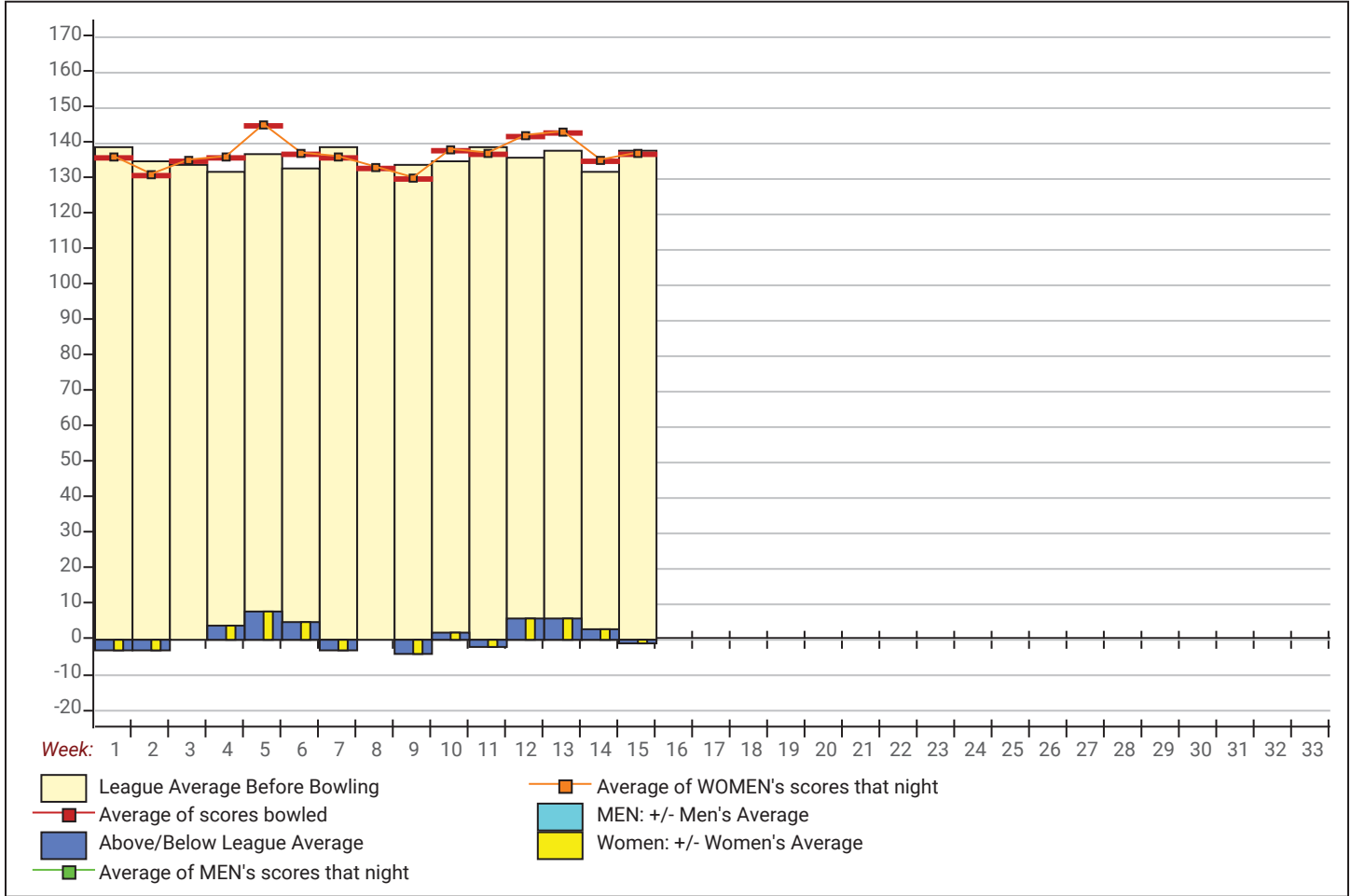


Amount Over/Under Team Average



This report is for scores bowled December 6 which is Week 15 of 30

League Average Week-by-Week



League Average Statistics for Last Week

	League	Right Hand	Left Hand
League Average Before Bowling	138.10	138.10	
Average of scores bowled that night	137.04	137.04	
New League Average After Bowling	138.07	138.07	
Change in League Average	-.03	-.03	
People Who Bowled Over Average	10	10	
People Who Bowled Under Average	13	13	
Average Amount of Series Over Avg	45.30	45.30	
Average Amount of Series Under Avg	-29.92	-29.92	
Difference Avg, NiteAvg	-.68	-.68	
Number of Bowlers	23	23	
Number of Games Bowled	68	68	
People Who Raised Their Average	10	10	
Raised By an Average of This Amount	1.19	1.19	
People Who Lowered Their Average	13	13	
Lowered By an Average of This Amou	-.97	-.97	
Number of Games Bowled Over Avera	31	31	
Number of Games Bowled Under Avera	36	36	

Note: Averages are based only on people who bowled.

Friday 6:30 pm

Big Apple Fun Center

Lanes 1 - 6

Team Standings

Place	Team Name	Avg p/gm	Points Won	Points Lost	Year-To-Date WON	Y-T-D LOST
1	Turner's Body Shop	600	87	48	87	48
2	Hilton's Pin Buster	527	81	54	81	54
3	Goodfellows Paint & Body	543	71	64	71	64
4	Versatile Roofing	547	63	72	63	72
5	Tooth Fairy	522	60	76	60	76
6	Kutsch Land & Cattle	512	42	93	42	93

*** Although not shown, standings are determined by points only for the current part

Last Week's Top Scores

Scratch Game		Scratch Series		Handicap Game		Handicap Series	
200	Deb Hatcher	487	Karen Lopez	241	Bev Walton	670	Bev Walton
190	Allie Moore	487	Bev Walton	237	Eileen McLaughlin	638	Eileen McLaughlin
190	Tammy Kutsch	479	Nicole Mulrone	236	Deb Hatcher	630	Linda Johnson
180	Bev Walton	474	Deb Hatcher	228	Linda Johnson	610	Karen Lopez
179	Tianna Engen	471	Tammy Kutsch	226	Tammy Kutsch	600	Cindy Gibbons
176	Eileen McLaughlin	466	Allie Moore	218	Allie Moore	600	MaryLee Swim
174	Karen Lopez	456	Tianna Engen	217	Michele Daily	599	Tammie Runions
167	Nicole Mulrone	455	Eileen McLaughlin	215	Karen Lopez	587	Nicole Mulrone
158	Linda Johnson	453	Cindy Gibbons	213	Lynn Watson	586	Lynn Watson
158	Denae Kuhl	434	Tammie Runions	210	Jacqui Moore	582	Deb Hatcher
158	Cindy Gibbons						

Pinette 2019-20

Friday 6:30 pm

Big Apple Fun Center

Lanes 7 - 12

President: Sue Janssen

Secretary/Treasurer: Tammy Kutsch

Team Standings

Place	#	Team Name	Points Won	Points Lost	%Won	Pins + HDCP	Scratch Pins	Avg p/gm	Year-To-Date WON	Y-T-D LOST	Y-T-D % WON
1	1	Turner's Body Shop	65½	42½	60.6	63534	49857	615	152½	90½	62.8
2	4	Goodfellows Paint & Body	62	46	57.4	62649	43902	542	133	110	54.7
3	2	Versatile Roofing	59	49	54.6	60807	42506	544	122	121	50.2
4	6	Tooth Fairy	49	59	45.4	62759	42725	527	109	135	44.7
5	3	Kutsch Land & Cattle	47	61	43.5	61948	42298	522	89	154	36.6
6	5	Hilton's Pin Buster	41½	66½	38.4	62911	42616	526	122½	120½	50.4

Review of Last Week's Bowling.....

Lanes	Team Name	HDCP -1-	HDCP -2-	HDCP -3-	HDCP Total	Last Wk WON	Team Name	HDCP -1-	HDCP -2-	HDCP -3-	HDCP Total	Last Wk WON
7-8	Turner's Body Shop	766	875	847	2488	7	<---> Tooth Fairy	750	782	848	2380	2
9-10	Kutsch Land & Cattle	760	794	794	2348	5	<---> Versatile Roofing	774	741	795	2310	4
11-12	Goodfellows Paint & B	754	821	746	2321	8	<---> Hilton's Pin Buster	743	766	739	2248	1

Thanks for bowling! We hope you had a good time. See you next season!

Last Week's Top Scores

Team Scratch Game		Team Scratch Series		Team Handicap Game		Team Handicap Series	
735	Turner's Body Shop	2068	Turner's Body Shop	875	Turner's Body Shop	2488	Turner's Body Shop
594	Tooth Fairy	1709	Kutsch Land & Cattle	848	Tooth Fairy	2380	Tooth Fairy
581	Kutsch Land & Cattle	1618	Tooth Fairy	821	Goodfellows Paint & Body	2348	Kutsch Land & Catt
571	Goodfellows Paint & Body	1571	Goodfellows Paint & Body	795	Versatile Roofing	2321	Goodfellows Paint
527	Versatile Roofing	1528	Hilton's Pin Buster	794	Kutsch Land & Cattle	2310	Versatile Roofing
526	Hilton's Pin Buster	1506	Versatile Roofing	766	Hilton's Pin Buster	2248	Hilton's Pin Buster
Scratch Game		Scratch Series		Handicap Game		Handicap Series	
221	Rebecca McPherson	631	Rebecca McPherson	249	Cindy Gibbons	646	Rebecca McPherson
201	Deb Hatcher	555	Tianna Engen	236	Deb Hatcher	639	Tianna Engen
200	Cindy Gibbons	527	Nicole Mulroney	227	Wanda Westphalen	634	Sue Janssen
195	Tianna Engen	513	Deb Hatcher	226	Rebecca McPherson	631	Cindy Gibbons
188	Nicole Mulroney	495	Wanda Westphalen	224	Sue Janssen	621	Wanda Westphalen
185	Wanda Westphalen	491	Karen Lopez	223	Tianna Engen	621	Gala Sesna
175	Barb Farber	484	Cindy Gibbons	222	Gala Sesna	620	Nicole Mulroney
175	Karen Lopez	477	Gala Sesna	219	Nicole Mulroney	618	Deb Hatcher
174	Gala Sesna	460	Sue Janssen	218	Peg Hickman	608	Karen Lopez
166	Sue Janssen	433	Bev Walton	215	Barb Farber	601	DeAnn Brickner
				215	DeAnn Brickner		

Season High Scores

Team Scratch Game		Team Scratch Series		Team Handicap Game		Team Handicap Series	
744	Turner's Body Shop	2115	Turner's Body Shop	895	Versatile Roofing	2556	Versatile Roofing
675	Versatile Roofing	1894	Versatile Roofing	877	Turner's Body Shop	2514	Turner's Body Shop
661	Goodfellows Paint & Body	1882	Kutsch Land & Cattle	875	Goodfellows Paint & Body	2498	Goodfellows Paint
648	Kutsch Land & Cattle	1878	Goodfellows Paint & Body	861	Hilton's Pin Buster	2488	Kutsch Land & Catt
628	Tooth Fairy	1811	Tooth Fairy	853	Tooth Fairy	2473	Tooth Fairy
614	Hilton's Pin Buster	1747	Hilton's Pin Buster	850	Kutsch Land & Cattle	2469	Hilton's Pin Buster
<i>Bowlers must have completed a minimum of 60 games to be eligible for any league award.</i>							
Scratch Game		Scratch Series		Handicap Game		Handicap Series	
232	Tianna Engen	595	Tianna Engen	272	Barb Farber	713	Gala Sesna
225	Deb Hatcher	555	Barb Farber	261	Deb Hatcher	687	Barb Farber
221	Barb Farber	554	Gala Sesna	259	Denae Kuhl	683	Etha Griffin
214	Karen Lopez	545	Denae Kuhl	258	Tianna Engen	683	Denae Kuhl
212	Denae Kuhl	541	Deb Hatcher	258	Angie Hauserman	679	Tianna Engen
204	Wanda Westphalen	537	Karen Lopez	257	Karen Lopez	677	Deb Hatcher
200	Cindy Gibbons	535	Wanda Westphalen	254	Linda Johnson	670	Bev Walton
196	Gala Sesna	495	Bev Walton	249	Wanda Westphalen	669	Karen Lopez
194	Angie Hauserman	484	Cindy Gibbons	249	Cindy Gibbons	668	Angie Hauserman
182	Linda Johnson	479	Angie Hauserman	249	Gala Sesna	667	Linda Johnson

Team Rosters

1 - Turner's Body Shop

Name	Avg	HDCP	Pins	Gms	Points Won	High Game	High Sers	HDCP Game	HDCP Sers	Most Improved Avg +/-	To Raise Avg +1	To Drop Avg -1	Weekly Over Avg Series Avg +/-
Ashley Klusman	115	76	3826	33	5.0	152	419	232	653	113 +2.94	350	313	
Beth Carr	137	56	2882	21	4.0	165	441	220	607	137 +0.24	430	405	
Jacque Slagle	150	45	3618	24	4.0	178	490	217	611	151 -0.25	459	431	
Wanda Westphalen	153	42	11531	75	16.0	204	535	249	661	149 +4.75	481	402	495 - 459=36
Karen Lopez	156	39	10324	66	19.0	214	537	257	669	151 +5.42	509	439	491 - 468=23
Nicole Mulroney	166	30	7495	45	14.0	225	594	261	702	166 +0.56	521	472	527 - 495=32
Tianna Engen	169	27	10181	60	20.0	232	595	258	679	171 -1.32	529	465	555 - 504=51

2 - Versatile Roofing

Name	Avg	HDCP	Pins	Gms	Points Won	High Game	High Sers	HDCP Game	HDCP Sers	Most Improved Avg +/-	To Raise Avg +1	To Drop Avg -1	Weekly Over Avg Series Avg +/-
Sandy Hauver	69	117	1603	23	3.0	100	270	209	597	69 +0.70	217	190	221 - 207=14
MaryLee Swim	119	72	1793	15	4.0	146	383	223	614		367	348	
Emilie Alonso	130	63	9000	69	9.0	164	441	226	627	131 -0.57	432	359	382 - 390=-8
Gala Sesna	147	47	8850	60	14.0	196	554	249	713	148 -0.50	474	410	477 - 438=39
Barb Farber	155	40	10695	69	18.0	221	555	272	687	150 +5.00	537	464	426 - 465=-39
Tennille Allison	158	37	948	6	2.0	196	516	246	666		483	473	
Michelle Limbach	186	12	2795	15	7.0	224	587	235	608		571	552	

3 - Kutsch Land & Cattle

Name	Avg	HDCP	Pins	Gms	Points Won	High Game	High Sers	HDCP Game	HDCP Sers	Most Improved Avg +/-	To Raise Avg +1	To Drop Avg -1	Weekly Over Avg Series Avg +/-
Sheila Kennedy	110	81	2319	21	2.0	138	356	215	587	110 +0.43	345	320	
Carol Fenstermacher	111	80	8441	76	10.0	150	385	231	628	110 +1.07	407	327	309 - 333=-24
Helen Bockerman	122	70	2198	18	4.0	169	412	241	606		385	363	
DeAnn Brickner	128	64	6932	54	6.0	172	466	237	661	129 -0.63	421	363	406 - 381=25
Michele Daily	128	64	6692	52	8.0	185	426	248	609	130 -1.31	403	347	363 - 387=-24
Tammy Kutsch	159	36	8615	54	13.0	203	545	240	656	160 -0.46	505	447	
Rebecca McPherson	197	2	3550	18	9.0	248	631	256	646		608	586	631 - 582=49

4 - Goodfellows Paint & Body

Name	Avg	HDCP	Pins	Gms	Points Won	High Game	High Sers	HDCP Game	HDCP Sers	Most Improved Avg +/-	To Raise Avg +1	To Drop Avg -1	Weekly Over Avg Series Avg +/-
Lisa Neuheisel	97	92	3784	39	6.0	160	399	258	693	91 +6.03	332	289	264 - 291=-27
Jacqui Moore	129	63	6604	51	8.0	157	441	223	633	133 -3.51	416	361	
Peg Hickman	131	62	6705	51	8.0	176	451	239	629	137 -5.53	423	368	393 - 393=0
Angie Hauserman	132	61	9515	72	15.0	194	479	258	668	129 +3.15	460	384	401 - 396=5
Deb Hatcher	161	35	12121	75	27.0	225	541	261	677	158 +3.61	515	436	513 - 483=30

5 - Hilton's Pin Buster

Name	Avg	HDCP	Pins	Gms	Points Won	High Game	High Sers	HDCP Game	HDCP Sers	Most Improved Avg +/-	To Raise Avg +1	To Drop Avg -1	Weekly Over Avg Series Avg +/-
Stacie Milam	105	85	2537	24	4.0	170	352	251	616	106 -0.29	325	297	
Bobbi Rasmussen	115	76	5566	48	7.0	177	424	254	655	113 +2.96	350	298	293 - 351=-58
Carrie Ludeke	117	74	2468	21	3.0	152	401	237	656	117 +0.52	364	339	
Linda Johnson	128	64	7705	60	15.0	182	462	254	667	122 +6.42	422	358	356 - 384=-28
Sue Janssen	136	57	10247	75	13.5	180	469	237	641	135 +1.63	439	360	460 - 405=55
Tammie Runions	140	54	3804	27	4.0	172	456	226	618	141 -0.11	426	395	
Denae Kuhl	151	44	9075	60	18.5	212	545	259	683	150 +1.25	501	437	419 - 453=-34

6 - Tooth Fairy

Name	Avg	HDCP	Pins	Gms	Points Won	High Game	High Sers	HDCP Game	HDCP Sers	Most Improved Avg +/-	To Raise Avg +1	To Drop Avg -1	Weekly Over Avg Series Avg +/-
Patty Isaacs	100	90	4533	45	7.0	151	354	245	627	95 +5.73	315	266	303 - 300=3
Eileen McLaughlin	130	63	7032	54	12.0	189	459	248	639	134 -3.78	435	377	
Etha Griffin	130	63	9421	72	12.0	174	469	246	683	125 +5.85	404	328	398 - 390=8
Bev Walton	142	52	8977	63	14.5	180	495	241	670	129 +13.49	461	394	433 - 426=7
Cindy Gibbons	146	48	10117	69	14.5	200	484	249	631	146 +0.62	467	394	484 - 435=49

Temporary Substitutes

<u>Name</u>	<u>Avg</u>	<u>HDCP</u>	<u>Pins</u>	<u>Gms</u>	<u>Points Won</u>	<u>High Game</u>	<u>High Sers</u>	<u>HDCP Game</u>	<u>HDCP Sers</u>	<u>Most Improved Avg +/-</u>	<u>To Raise Avg +1</u>	<u>To Drop Avg -1</u>	<u>Weekly Over Avg Series Avg +/-</u>
Allie Moore	170	27	8719	51	18.0	234	662	264	752	167 +3.96	515	460	
Amber Rasmussen	0	0	0	0		0	0						
Lynn Watson	100	90	3325	33	5.0	141	342	234	621	103 -2.24	311	274	

High Individual Match Points

27 Deb Hatcher	20	Tianna Engen	19	Karen Lopez	18.5	Denae Kuhl
18 Barb Farber	16	Wanda Westphalen	15	Angie Hauserman	15	Linda Johnson
14.5 Cindy Gibbons	14.5	Bev Walton	14	Gala Sesna	13.5	Sue Janssen

Individual High Averages

169.68 Tianna Engen	161.61	Deb Hatcher	156.42	Karen Lopez	155.00	Barb Farber
153.75 Wanda Westphalen	151.25	Denae Kuhl	147.50	Gala Sesna	146.62	Cindy Gibbons
142.49 Bev Walton	136.63	Sue Janssen	132.15	Angie Hauserman	130.85	Etha Griffin

Most Improved Average

129 to 142.49 = +13.49	Bev Walton	122 to 128.42 = +6.42	Linda Johnson	125 to 130.85 = +5.85	Etha Griffin
151 to 156.42 = +5.42	Karen Lopez	150 to 155.00 = +5.00	Barb Farber	149 to 153.75 = +4.75	Wanda Westphale

Most Un-Improved Averages

137 to 131.47 = -5.53	Peg Hickman	134 to 130.22 = -3.78	Eileen McLaughlin	133 to 129.49 = -3.51	Jacqui Moore
103 to 100.76 = -2.24	Lynn Watson	171 to 169.68 = -1.32	Tianna Engen	130 to 128.69 = -1.31	Michele Daily

Pinette 2019-20

Big Apple Fun Center

Reprint of Scores -- Week 27

Lane 7 1 - Turner's Body Shop Week 27 3/13/2020

Name	Old Avg	Old HDCP	-1-	-2-	-3-	Total	HDCP Total
Wanda M. Westphalen	bk153	42	152	185	158	495	621
Karen L. Lopez	bk156	39	145	171	175	491	608
Nicole J. Mulrone	bk165	31	160	188	179	527	620
Tianna K. Engen	168	28	169	191	195	555	639
			====	====	====	====	====
Scratch Total			626	735	707	2068	2068
Handicap			140	140	140		420
Total			766	875	847	2068	2488
Team Points Won			1.0	1.0	0.0	3.0	3.0
Match Points Won			0.0	0.0	0.0	4.0	4.0
Total Points Won			1.0	1.0	0.0	7.0	7.0

Lane 8 6 - Tooth Fairy Week 27 3/13/2020

Name	Old Avg	Old HDCP	-1-	-2-	-3-	Total	HDCP Total
Patty Isaacs	bk100	90	105	89	109	303	573
Etha J. Griffin	bk130	63	122	138	138	398	587
Bev Walton	bk142	52	136	150	147	433	589
Cindy Gibbons	bk145	49	133	151	200	484	631
			====	====	====	====	====
Scratch Total			496	528	594	1618	1618
Handicap			254	254	254		762
Total			750	782	848	1618	2380
Team Points Won			0.0	0.0	1.0	1.0	1.0
Match Points Won			0.0	0.0	0.0	1.0	1.0
Total Points Won			0.0	0.0	1.0	2.0	2.0

Lane 9 3 - Kutsch Land & Cattle Week 27 3/13/2020

Name	Old Avg	Old HDCP	-1-	-2-	-3-	Total	HDCP Total
Carol J. Fenstermacher	bk111	80	94	93	122	309	549
DeAnn M. Brickner	bk127	65	134	150	122	406	601
Michele R. Daily	bk129	63	98	130	135	363	552
Rebecca L. McPherson	194	5	221	208	202	631	646
			====	====	====	====	====
Scratch Total			547	581	581	1709	1709
Handicap			213	213	213		639
Total			760	794	794	1709	2348
Team Points Won			0.0	1.0	0.0	2.0	2.0
Match Points Won			0.0	0.0	0.0	3.0	3.0
Total Points Won			0.0	1.0	0.0	5.0	5.0

Lane 10 2 - Versatile Roofing Week 27 3/13/2020

Name	Old Avg	Old HDCP	-1-	-2-	-3-	Total	HDCP Total
Sandy L. Hauver	bk69	117	77	89	55	221	572
Emilie E. Alonso	bk130	63	134	109	139	382	571
Gala Z. Sesna	bk146	48	174	145	158	477	621
Barb Farber	bk155	40	121	130	175	426	546
			====	====	====	====	====
Scratch Total			506	473	527	1506	1506
Handicap			268	268	268		804
Total			774	741	795	1506	2310
Team Points Won			1.0	0.0	1.0	2.0	2.0
Match Points Won			0.0	0.0	0.0	2.0	2.0
Total Points Won			1.0	0.0	1.0	4.0	4.0

Lane 11 4 - Goodfellows Paint & Body Week 27 3/13/2020

Name	Old Avg	Old HDCP	-1-	-2-	-3-	Total	HDCP Total
Lisa M. Neuheisel	bk97	92	70	116	78	264	540
Peg Hickman	bk131	62	128	109	156	393	579
Angie C. Hauserman	bk132	61	136	145	120	401	584
Deb Hatcher	bk161	35	170	201	142	513	618
			====	====	====	====	====
Scratch Total			504	571	496	1571	1571
Handicap			250	250	250		750
Total			754	821	746	1571	2321
Team Points Won			1.0	1.0	1.0	4.0	4.0
Match Points Won			0.0	0.0	0.0	4.0	4.0
Total Points Won			1.0	1.0	1.0	8.0	8.0

Lane 12 5 - Hilton's Pin Buster Week 27 3/13/2020

Name	Old Avg	Old HDCP	-1-	-2-	-3-	Total	HDCP Total
Bobbi M. Rasmussen	bk117	74	106	88	99	293	515
Linda K. Johnson	bk128	64	110	144	102	356	548
Sue A. Janssen	bk135	58	166	136	158	460	634
Denae L. Kuhl	151	44	121	158	140	419	551
			====	====	====	====	====
Scratch Total			503	526	499	1528	1528
Handicap			240	240	240		720
Total			743	766	739	1528	2248
Team Points Won			0.0	0.0	0.0	0.0	0.0
Match Points Won			0.0	0.0	0.0	1.0	1.0
Total Points Won			0.0	0.0	0.0	1.0	1.0

Pinette 2019-20

Friday 6:30 pm

Big Apple Fun Center

Match Points Won (This Week) -- Week 27

Lane 7 1 - Turner's Body Shop

Name	Last Wk Won	Last Wk Lost	HDCP -1-	HDCP -2-	HDCP -3-	HDCP Total
Wanda M. Westphalen	1.0		194	227	200	621
Karen L. Lopez	1.0		184	210	214	608
Nicole J. Mulrone	1.0		191	219	210	620
Tianna K. Engen	1.0		197	219	223	639

Lane 8 6 - Tooth Fairy

Name	Last Wk Won	Last Wk Lost	HDCP -1-	HDCP -2-	HDCP -3-	HDCP Total
Patty Isaacs		1.0	195	179	199	573
Etha J. Griffin		1.0	185	201	201	587
Bev Walton		1.0	188	202	199	589
Cindy Gibbons	1.0	1.0	182	200	249	631

Lane 9 3 - Kutsch Land & Cattle

Name	Last Wk Won	Last Wk Lost	HDCP -1-	HDCP -2-	HDCP -3-	HDCP Total
Carol J. Fenstermacher		1.0	174	173	202	549
DeAnn M. Brickner	1.0		199	215	187	601
Michele R. Daily		1.0	161	193	198	552
Rebecca L. McPherson	2.0		226	213	207	646

Lane 10 2 - Versatile Roofing

Name	Last Wk Won	Last Wk Lost	HDCP -1-	HDCP -2-	HDCP -3-	HDCP Total
Sandy L. Hauver	1.0		194	206	172	572
Emilie E. Alonso		1.0	197	172	202	571
Gala Z. Sesna	1.0		222	193	206	621
Barb Farber		1.0	161	170	215	546

Lane 11 4 - Goodfellows Paint & Body

Name	Last Wk Won	Last Wk Lost	HDCP -1-	HDCP -2-	HDCP -3-	HDCP Total
Lisa M. Neuheisel	1.0		162	208	170	540
Peg Hickman	1.0		190	171	218	579
Angie C. Hauserman		1.0	197	206	181	584
Deb Hatcher	2.0		205	236	177	618

Lane 12 5 - Hilton's Pin Buster

Name	Last Wk Won	Last Wk Lost	HDCP -1-	HDCP -2-	HDCP -3-	HDCP Total
Bobbi M. Rasmussen		1.0	180	162	173	515
Linda K. Johnson		1.0	174	208	166	548
Sue A. Janssen	1.0		224	194	216	634
Denae L. Kuhl		1.0	165	202	184	551

Pinette 2019-20

Friday 6:30 pm

Big Apple Fun Center

Match Points Won (Total for Year)

Name	Avg	Gms	Points		%Won	Name	Avg	Gms	Points		%Won
			Won	Lost					Won	Lost	
Deb Hatcher	161	75	27.0	10.0	72.97%	Michele R. Daily	128	52	8.0	13.0	38.10%
Tianna K. Engen	169	60	20.0	7.0	74.07%	Peg Hickman	131	51	8.0	10.0	44.44%
Karen L. Lopez	156	66	19.0	7.0	73.08%	Patty Isaacs	100	45	7.0	11.0	38.89%
Denae L. Kuhl	151	60	18.5	7.5	71.15%	Bobbi M. Rasmussen	115	48	7.0	10.0	41.18%
Barb Farber	155	69	18.0	11.0	62.07%	Michelle L. Limbach	186	15	7.0	3.0	70.00%
Allie E. Moore	170	51	18.0	7.0	72.00%	Lisa M. Neuheisel	97	39	6.0	7.0	46.15%
Wanda M. Westphalen	153	75	16.0	12.0	57.14%	DeAnn M. Brickner	128	54	6.0	14.0	30.00%
Angie C. Hauserman	132	72	15.0	11.0	57.69%	Lynn M. Watson	100	33	5.0	6.0	45.45%
Linda K. Johnson	128	60	15.0	5.0	75.00%	Ashley N. Klusman	115	33	5.0	6.0	45.45%
Cindy Gibbons	146	69	14.5	12.5	53.70%	Beth A. Carr	137	21	4.0	4.0	50.00%
Bev Walton	142	63	14.5	8.0	64.44%	Jacquie L. Slagle	150	24	4.0	4.0	50.00%
Nicole J. Mulroney	166	45	14.0	7.0	66.67%	Stacie L. Milam	105	24	4.0	4.0	50.00%
Gala Z. Sesna	147	60	14.0	9.0	60.87%	Tammie J. Runions	140	27	4.0	5.0	44.44%
Sue A. Janssen	136	75	13.5	12.0	52.94%	MaryLee Swim	119	15	4.0	3.0	57.14%
Tammy L. Kutsch	159	54	13.0	12.0	52.00%	Helen Bockerman	122	18	4.0	3.0	57.14%
Etha J. Griffin	130	72	12.0	12.0	50.00%	Carrie J. Ludeke	117	21	3.0	5.0	37.50%
Eileen M. McLaughlin	130	54	12.0	10.0	54.55%	Sandy L. Hauver	69	23	3.0	5.0	37.50%
Carol J. Fenstermacher	111	76	10.0	16.0	38.46%	Tennille Allison	158	6	2.0		100.00%
Emilie E. Alonso	130	69	9.0	14.0	39.13%	Sheila A. Kennedy	110	21	2.0	6.0	25.00%
Rebecca L. McPherson	197	18	9.0	1.0	90.00%	Amber R. Rasmussen	0	0			0.00%
Jacqui J. Moore	129	51	8.0	11.0	42.11%						

Pinette 2019-20

Friday 6:30 pm

Big Apple Fun Center

Change in Average

Name	-----Old-----		Old					---Average Change---			Weekly Over Avg
	Pins	Games	Avg	-1-	-2-	-3-	Total	New	Old	----> +/-	Series Avg +/-
Tennille Allison	948	6	158				0	158.00	- 158.00	= 0.00	
Emilie E. Alonso	8618	66bk130		134	109	139	382	130.43	- 130.58	= -0.14	382 - 390=-8
Helen Bockerman	2198	18	122				0	122.11	- 122.11	= 0.00	
DeAnn M. Brickner	6526	51 bk127		134	150	122	406	128.37	- 127.96	= 0.41	406 - 381=25
Beth A. Carr	2882	21 bk137					0	137.24	- 137.24	= 0.00	
Michele R. Daily	6329	49bk129		98	130	135	363	128.69	- 129.16	= -0.47	363 - 387=-24
Tianna K. Engen	9626	57	168	169	191	195	555	169.68	- 168.88	= 0.81	555 - 504=51
Barb Farber	10269	66bk155		121	130	175	426	155.00	- 155.59	= -0.59	426 - 465=-39
Carol J. Fenstermacher	8132	73bk111		94	93	122	309	111.07	- 111.40	= -0.33	309 - 333=-24
Cindy Gibbons	9633	66bk145		133	151	200	484	146.62	- 145.95	= 0.67	484 - 435=49
Etha J. Griffin	9023	69bk130		122	138	138	398	130.85	- 130.77	= 0.08	398 - 390=8
Deb Hatcher	11608	72bk161		170	201	142	513	161.61	- 161.22	= 0.39	513 - 483=30
Angie C. Hauserman	9114	69bk132		136	145	120	401	132.15	- 132.09	= 0.07	401 - 396=5
Sandy L. Hauver	1382	20 bk69		77	89	55	221	69.70	- 69.10	= 0.60	221 - 207=14
Peg Hickman	6312	48bk131		128	109	156	393	131.47	- 131.50	= -0.03	393 - 393=0
Patty Isaacs	4230	42bk100		105	89	109	303	100.73	- 100.71	= 0.02	303 - 300=3
Sue A. Janssen	9787	72bk135		166	136	158	460	136.63	- 135.93	= 0.70	460 - 405=55
Linda K. Johnson	7349	57bk128		110	144	102	356	128.42	- 128.93	= -0.51	356 - 384=-28
Sheila A. Kennedy	2319	21	110				0	110.43	- 110.43	= 0.00	
Ashley N. Klusman	3826	33	115				0	115.94	- 115.94	= 0.00	
Denae L. Kuhl	8656	57	151	121	158	140	419	151.25	- 151.86	= -0.61	419 - 453=-34
Tammy L. Kutsch	8615	54bk159					0	159.54	- 159.54	= 0.00	
Michelle L. Limbach	2795	15	186				0	186.33	- 186.33	= 0.00	
Karen L. Lopez	9833	63bk156		145	171	175	491	156.42	- 156.08	= 0.34	491 - 468=23
Carrie J. Ludeke	2468	21	117				0	117.52	- 117.52	= 0.00	
Eileen M. McLaughlin	7032	54bk130					0	130.22	- 130.22	= 0.00	
Rebecca L. McPherson	2919	15	194	221	208	202	631	197.22	- 194.60	= 2.62	631 - 582=49
Stacie L. Milam	2537	24	105				0	105.71	- 105.71	= 0.00	
Allie E. Moore	8719	51	170				0	170.96	- 170.96	= 0.00	
Jacqui J. Moore	6604	51 bk129					0	129.49	- 129.49	= 0.00	
Nicole J. Mulrone	6968	42bk165		160	188	179	527	166.56	- 165.90	= 0.65	527 - 495=32
Lisa M. Neuheisel	3520	36 bk97		70	116	78	264	97.03	- 97.78	= -0.75	264 - 291=-27
Amber R. Rasmussen	0	0	0				0	-	0.00	= 0.00	
Bobbi M. Rasmussen	5273	45bk117		106	88	99	293	115.96	- 117.18	= -1.22	293 - 351=-58
Tammie J. Runions	3804	27bk140					0	140.89	- 140.89	= 0.00	
Gala Z. Sesna	8373	57bk146		174	145	158	477	147.50	- 146.89	= 0.61	477 - 438=39
Jacquie L. Slagle	3618	24	150				0	150.75	- 150.75	= 0.00	
MaryLee Swim	1793	15	119				0	119.53	- 119.53	= 0.00	

Pinette 2019-20

<u>Name</u>	<u>-----Old-----</u>		<u>Old</u>	<u>-1-</u>	<u>-2-</u>	<u>-3-</u>	<u>Total</u>	<u>---Average Change---</u>			<u>Weekly Over Avg</u>		
	<u>Pins</u>	<u>Games</u>	<u>Avg</u>					<u>New - Old</u>	<u>----></u>	<u>+/-</u>	<u>Series Avg +/-</u>		
Bev Walton	8544	60bk	142	136	150	147	433	142.49	-	142.40	=	0.09	433 - 426=7
Lynn M. Watson	3325	33	100				0	100.76	-	100.76	=	0.00	
Wanda M. Westphalen	11036	72bk	153	152	185	158	495	153.75	-	153.28	=	0.47	495 - 459=36

Pinette 2019-20

Friday 6:30 pm

Big Apple Fun Center

High Average Listing

Name	True Average	Pins	Gms	To Raise Avg +1	To Drop Avg -1
Rebecca L. McPherson	197.22	3550	18	608	586
Michelle L. Limbach	186.33	2795	15	571	552
Allie E. Moore	170.96	8719	51	515	460
Tianna K. Engen	169.68	10181	60	529	465
Nicole J. Mulroney	166.56	7495	45	521	472
Deb Hatcher	161.61	12121	75	515	436
Tammy L. Kutsch	159.54	8615	54	505	447
Tennille Allison	158.00	948	6	483	473
Karen L. Lopez	156.42	10324	66	509	439
Barb Farber	155.00	10695	69	537	464
Wanda M. Westphalen	153.75	11531	75	481	402
Denae L. Kuhl	151.25	9075	60	501	437
Jacquie L. Slagle	150.75	3618	24	459	431
Gala Z. Sesna	147.50	8850	60	474	410
Cindy Gibbons	146.62	10117	69	467	394
Bev Walton	142.49	8977	63	461	394
Tammie J. Runions	140.89	3804	27	426	395
Beth A. Carr	137.24	2882	21	430	405
Sue A. Janssen	136.63	10247	75	439	360
Angie C. Hauserman	132.15	9515	72	460	384
Peg Hickman	131.47	6705	51	423	368
Etha J. Griffin	130.85	9421	72	404	328
Emilie E. Alonso	130.43	9000	69	432	359
Eileen M. McLaughlin	130.22	7032	54	435	377
Jacqui J. Moore	129.49	6604	51	416	361
Michele R. Daily	128.69	6692	52	403	347
Linda K. Johnson	128.42	7705	60	422	358
DeAnn M. Brickner	128.37	6932	54	421	363
Helen Bockerman	122.11	2198	18	385	363
MaryLee Swim	119.53	1793	15	367	348
Carrie J. Ludeke	117.52	2468	21	364	339
Bobbi M. Rasmussen	115.96	5566	48	350	298
Ashley N. Klusman	115.94	3826	33	350	313
Carol J. Fenstermacher	111.07	8441	76	407	327
Sheila A. Kennedy	110.43	2319	21	345	320
Stacie L. Milam	105.71	2537	24	325	297
Lynn M. Watson	100.76	3325	33	311	274
Patty Isaacs	100.73	4533	45	315	266
Lisa M. Neuheisel	97.03	3784	39	332	289
Sandy L. Hauver	69.70	1603	23	217	190

Pinette 2019-20

Friday 6:30 pm

Big Apple Fun Center

Lanes 7 - 12

* Bowlers listed must have a minimum of 21 games.

Note: This report includes information through March 13 which is Week 27 of 27

Most Improved Averages

Name	True Average	Most Improved Avg	+/-	Name	True Average	Most Improved Avg	+/-
Walton, Bev	142.49	129	+13.49	Mulroney, Nicole J.	166.56	166	+0.56
Johnson, Linda K.	128.42	122	+6.42	Ludeke, Carrie J.	117.52	117	+0.52
Neuheisel, Lisa M.	97.03	91	+6.03	Kennedy, Sheila A.	110.43	110	+0.43
Griffin, Etha J.	130.85	125	+5.85	Carr, Beth A.	137.24	137	+0.24
Isaacs, Patty	100.73	95	+5.73	Runions, Tammie J.	140.89	141	-0.11
Lopez, Karen L.	156.42	151	+5.42	Slagle, Jacquie L.	150.75	151	-0.25
Farber, Barb	155.00	150	+5.00	Milam, Stacie L.	105.71	106	-0.29
Westphalen, Wanda M.	153.75	149	+4.75	Kutsch, Tammy L.	159.54	160	-0.46
Moore, Allie E.	170.96	167	+3.96	Sesna, Gala Z.	147.50	148	-0.50
Hatcher, Deb	161.61	158	+3.61	Alonso, Emilie E.	130.43	131	-0.57
Hauserman, Angie C.	132.15	129	+3.15	Brickner, DeAnn M.	128.37	129	-0.63
Rasmussen, Bobbi M.	115.96	113	+2.96	Daily, Michele R.	128.69	130	-1.31
Klusman, Ashley N.	115.94	113	+2.94	Engen, Tianna K.	169.68	171	-1.32
Janssen, Sue A.	136.63	135	+1.63	Watson, Lynn M.	100.76	103	-2.24
Kuhl, Denae L.	151.25	150	+1.25	Moore, Jacqui J.	129.49	133	-3.51
Fenstermacher, Carol J.	111.07	110	+1.07	McLaughlin, Eileen M.	130.22	134	-3.78
Hauver, Sandy L.	69.70	69	+0.70	Hickman, Peg	131.47	137	-5.53
Gibbons, Cindy	146.62	146	+0.62				

Pinette 2019-20

Friday 6:30 pm

Big Apple Fun Center

Most Pins Over Average

Name	-----Old-----		Old					---Average Change---			Weekly Over Avg		
	Pins	Games	Avg	-1-	-2-	-3-	Total	New - Old	---->	+/-	Series Avg +/-		
Sue A. Janssen	9787	72bk135		166	136	158	460	136.63	-	135.93	=	0.70	460 - 405=55
Tianna K. Engen	9626	57	168	169	191	195	555	169.68	-	168.88	=	0.81	555 - 504=51
Cindy Gibbons	9633	66bk145		133	151	200	484	146.62	-	145.95	=	0.67	484 - 435=49
Rebecca L. McPherson	2919	15	194	221	208	202	631	197.22	-	194.60	=	2.62	631 - 582=49
Gala Z. Sesna	8373	57bk146		174	145	158	477	147.50	-	146.89	=	0.61	477 - 438=39
Wanda M. Westphalen	11036	72bk153		152	185	158	495	153.75	-	153.28	=	0.47	495 - 459=36
Nicole J. Mulrone	6968	42bk165		160	188	179	527	166.56	-	165.90	=	0.65	527 - 495=32
Deb Hatcher	11608	72bk161		170	201	142	513	161.61	-	161.22	=	0.39	513 - 483=30
DeAnn M. Brickner	6526	51bk127		134	150	122	406	128.37	-	127.96	=	0.41	406 - 381=25
Karen L. Lopez	9833	63bk156		145	171	175	491	156.42	-	156.08	=	0.34	491 - 468=23
Sandy L. Hauver	1382	20	bk69	77	89	55	221	69.70	-	69.10	=	0.60	221 - 207=14
Etha J. Griffin	9023	69bk130		122	138	138	398	130.85	-	130.77	=	0.08	398 - 390=8
Bev Walton	8544	60bk142		136	150	147	433	142.49	-	142.40	=	0.09	433 - 426=7
Angie C. Hauserman	9114	69bk132		136	145	120	401	132.15	-	132.09	=	0.07	401 - 396=5
Patty Isaacs	4230	42bk100		105	89	109	303	100.73	-	100.71	=	0.02	303 - 300=3
Peg Hickman	6312	48bk131		128	109	156	393	131.47	-	131.50	=	-0.03	393 - 393=0
Emilie E. Alonso	8618	66bk130		134	109	139	382	130.43	-	130.58	=	-0.14	382 - 390=-8
Michele R. Daily	6329	49bk129		98	130	135	363	128.69	-	129.16	=	-0.47	363 - 387=-24
Carol J. Fenstermacher	8132	73bk111		94	93	122	309	111.07	-	111.40	=	-0.33	309 - 333=-24
Lisa M. Neuheisel	3520	36	bk97	70	116	78	264	97.03	-	97.78	=	-0.75	264 - 291=-27
Linda K. Johnson	7349	57bk128		110	144	102	356	128.42	-	128.93	=	-0.51	356 - 384=-28
Denae L. Kuhl	8656	57	151	121	158	140	419	151.25	-	151.86	=	-0.61	419 - 453=-34
Barb Farber	10269	66bk155		121	130	175	426	155.00	-	155.59	=	-0.59	426 - 465=-39
Bobbi M. Rasmussen	5273	45bk117		106	88	99	293	115.96	-	117.18	=	-1.22	293 - 351=-58

Pinette 2019-20

Friday 6:30 pm

Big Apple Fun Center

Alphabetic League Bowler Contact List

USBC							Bowling		
ID Number	Name	Avg	Gms	Phone	Phone	E-mail	Hand	Sex	
4132-1195	Allison, Tennille	158	6	(308)440-2679	() - -	newblue1@msn.com	R	W	
4132-1518	Alonso, Emilie E.	130	69	(308)233-1704	() - -		R	W	
4161-244	Bockerman, Helen	122	18	(308)440-5828	() - -	hbockerman@hotmail.com	R	W	
4132-1016	Brickner, DeAnn M.	128	54	(308)627-8061	() - -	deannbrickner@gmail.com	R	W	
4132-45	Carr, Beth A.	137	21	(308)293-1455	() - -	bacarr63@yahoo.com	R	W	
4132-19	Daily, Michele R.	128	52	(308)627-3446	() - -	rockhoundcj7@yahoo.com	R	W	
6201-165	Engen, Tianna K.	169	60	(308)224-6809	() - -	tiannaengen@frontiernet.net	R	W	
4132-359	Farber, Barb	155	69	(308)440-9187	(308)826-2715		R	W	
4132-1123	Fenstermacher, Carol J.	111	76	(308)236-9018	() - -	cfenster11@outlook.com	R	W	
4132-135	Gibbons, Cindy	146	69	(308)238-1296	() - -		R	W	
4132-6	Griffin, Etha J.	130	72	(308)468-6257	(308)627-5158	ethagrif@hotmail.com	R	W	
4132-13	Hatcher, Deb	161	75	(308)383-5868	() - -	debhatcher@hotmail.com	R	W	
4132-100	Hauserman, Angie C.	132	72	(308)234-9280	() - -		R	W	
4132-1150	Hauver, Sandy L.	69	23	(308)627-5608	() - -		R	W	
4132-357	Hickman, Peg	131	51	(308)832-5984	() - -	horselover1348@hotmail.com	R	W	
4132-1443	Isaacs, Patty	100	45	(402)319-6705	() - -	Pattyi65@outlook.com	R	W	
4132-14	Janssen, Sue A.	136	75	(308)627-5609	() - -	suejanssen@hotmail.com	R	W	
4132-273	Johnson, Linda K.	128	60	(308)627-1720	() - -	lkcolyer@charter.net	R	W	
9726-4193	Kennedy, Sheila A.	110	21	(308)224-5049	() - -	kskennedy2014	R	W	
9726-4214	Klusman, Ashley N.	115	33	(402)705-4438	() - -	ashley.klusman@hotmail.com	R	W	
4132-448	Kuhl, Denae L.	151	60	(308)293-1236	() - -	kuhldenae@yahoo.com	R	W	
4137-1786	Kutsch, Tammy L.	159	54	(308)293-7564	() - -	tlkutsch356@aol.com	R	W	
4132-94	Limbach, Michelle L.	186	15	(308)627-5811	() - -	mickibach@yahoo.com	R	W	
4132-372	Lopez, Karen L.	156	66	(308)293-9643	(308)237-3804	kllopez61@gmail.com	R	W	
4136-223	Ludeke, Carrie J.	117	21	(308)651-0370	(308)920-3027	carrienaylor1978@gmail.com	L	W	
4132-369	McLaughlin, Eileen M.	130	54	(308)440-5133	() - -		R	W	
6197-339	McPherson, Rebecca L.	197	18	(402)984-0342	() - -	rebecca.konate@outlook.com	R	W	
4132-863	Milam, Stacie L.	105	24	(308)991-2441	() - -		R	W	
4132-1405	Moore, Allie E.	170	51	(308)224-7641	() - -	allie.moore21@yahoo.com	R	W	
4132-1466	Moore, Jacqui J.	129	51	(308)627-8414	() - -	jacquidyjan@yahoo.com	R	W	
4132-647	Mulroney, Nicole J.	166	45	(308)440-4799	() - -		R	W	
18-1926	Neuheisel, Lisa M.	97	39	(308)440-8873	() - -	lneuheisel@msn.com	R	W	
9726-4236	Rasmussen, Amber R.	0	0	(308)440-3144	() - -	amberrasmussen2005@gmail.com	R	W	
4132-503	Rasmussen, Bobbi M.	115	48	(308)293-2161	() - -	bobbi_bowl@yahoo.com	R	W	
4132-773	Runions, Tammie J.	140	27	(308)440-1478	() - -	tammierunions@gmail.com	R	W	
4132-360	Sesna, Gala Z.	147	60	(308)293-5439	() - -	gsesna2000@yahoo.com	R	W	
4132-42	Slagle, Jacquie L.	150	24	(308)233-2584	() - -		R	W	
4132-1192	Swim, MaryLee	119	15	(308)455-8066	(308)627-2855		R	W	
4132-1	Walton, Bev	142	63	(308)234-3987	(308)440-0064		R	W	
4132-852	Watson, Lynn M.	100	33	(308)224-9717	() - -		R	W	
4132-373	Westphalen, Wanda M.	153	75	(308)237-5056	(308)224-9862	wandawestphalen@hotmail.com	R	W	

Pinette 2019-20

Big Apple Fun Center

This report is for scores bowled March 13 which is Week 27 of 27

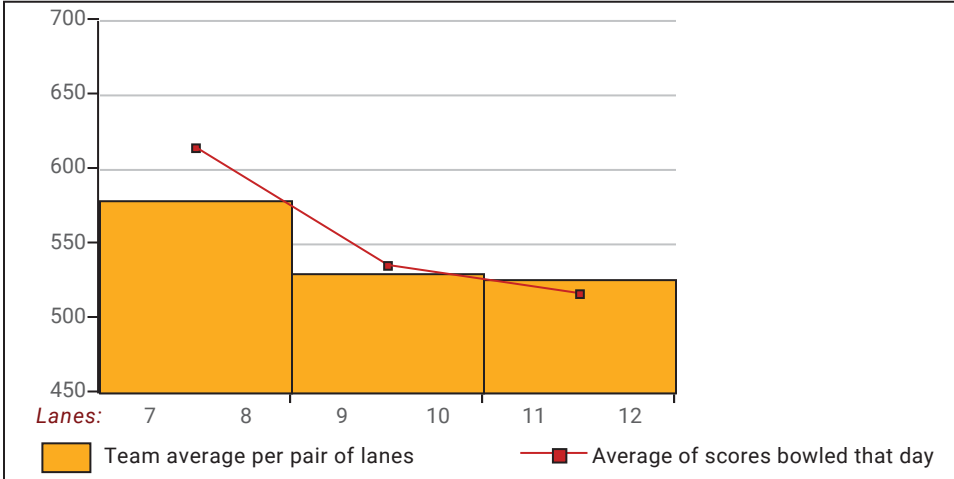
This Week's Statistics: Lefties vs Righties

Unless designated left handed, bowlers are considered right handed.

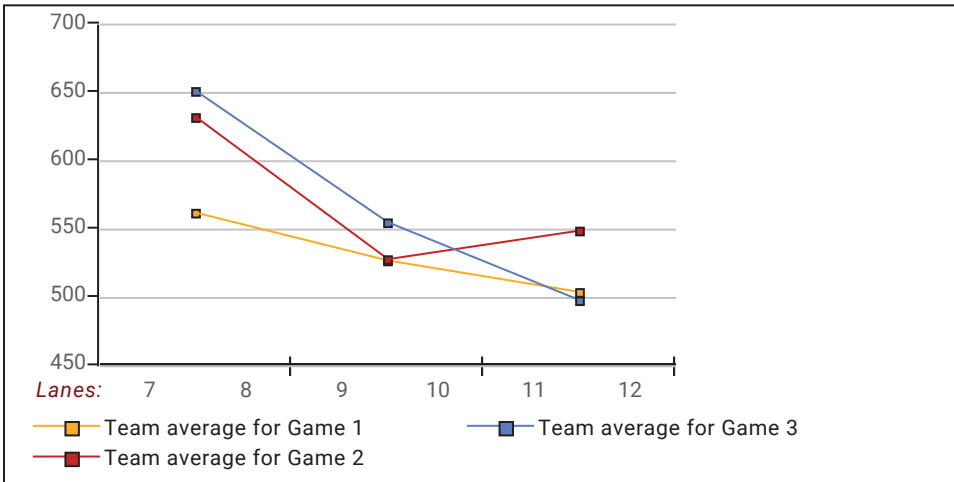
	Over All	Right	Left
How many people bowled	24	24	0
Number of games bowled	72	72	0
Actual average of week's scores	138.89	138.89	0.00
How many games above average	43	43	0
How many games below average	29	29	0
Pins above/below average per game	2.56	2.56	0.00
How many people raised average	15	15	--
by this amount	0.57	0.57	0.00
How many people went down	9	9	--
by this amount	-0.52	-0.52	0.00
League average before bowling	136.91	136.91	0.00
League average after bowling	137.07	137.07	0.00
Change in league average	0.16	0.16	0.00
800s	--	--	--
775s	--	--	--
750s	--	--	--
725s	--	--	--
700s	--	--	--
675s	--	--	--
650s	--	--	--
625s	1	1	--
600s	--	--	--
575s	--	--	--
550s	1	1	--
525s	1	1	--
500s	1	1	--
475s	4	4	--
450s	1	1	--
425s	2	2	--
400s	3	3	--
below 400	10	10	--
300s	--	--	--
275s	--	--	--
250s	--	--	--
225s	--	--	--
200s	5	5	--
175s	7	7	--
150s	15	15	--
125s	20	20	--
100s	14	14	--
below 100	11	11	--

This report is for scores bowled March 13 which is Week 27 of 27

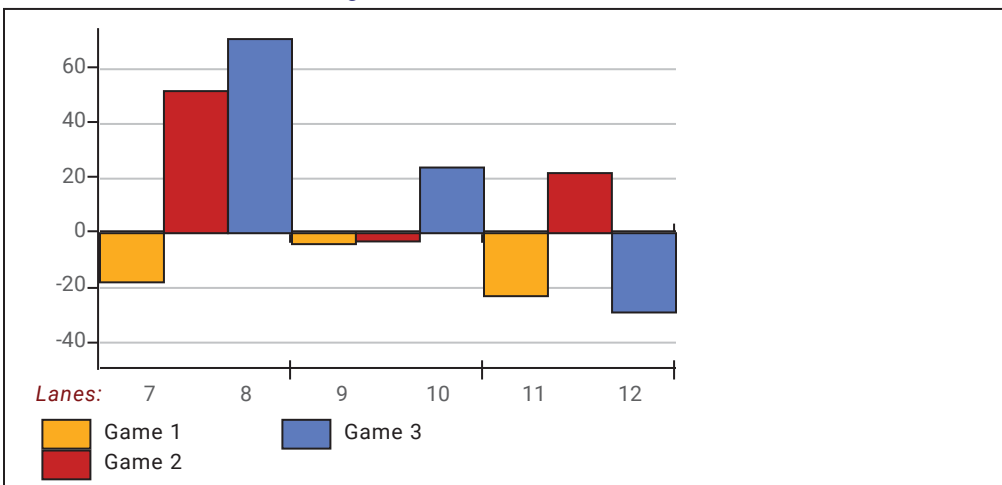
Team Average vs Avg of Scores



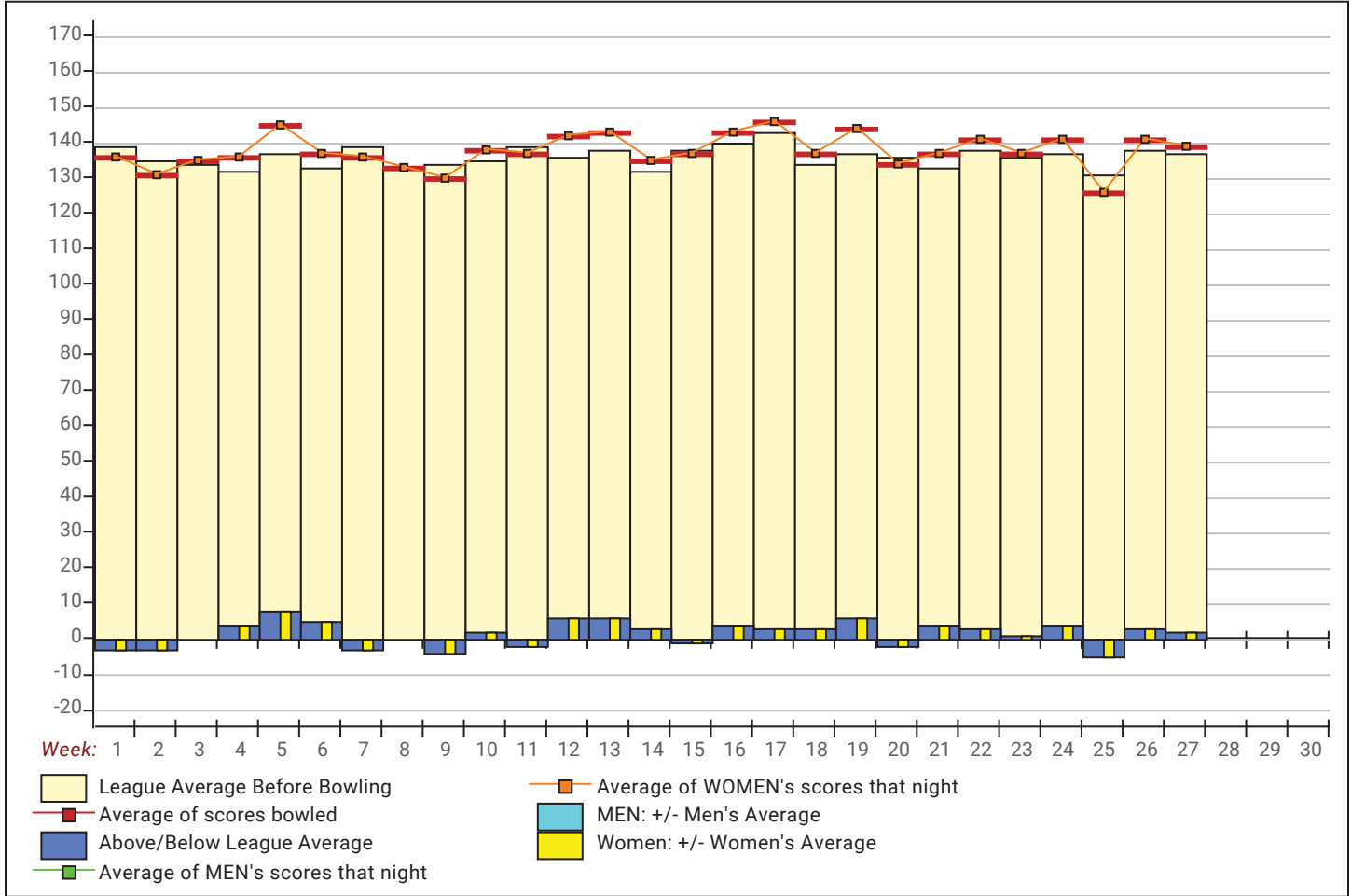
Average of Scores for Each Game



Amount Over/Under Team Average



League Average Week-by-Week



League Average Statistics for Last Week

	League	Right Hand	Left Hand
League Average Before Bowling	136.91	136.91	
Average of scores bowled that night	138.89	138.89	
New League Average After Bowling	137.07	137.07	
Change in League Average	.16	.16	
People Who Bowled Over Average	15	15	
People Who Bowled Under Average	9	9	
Average Amount of Series Over Avg	28.40	28.40	
Average Amount of Series Under Avg	-26.89	-26.89	
Difference Avg, NiteAvg	2.56	2.56	
Number of Bowlers	24	24	
Number of Games Bowled	72	72	
People Who Raised Their Average	15	15	
Raised By an Average of This Amount	.57	.57	
People Who Lowered Their Average	9	9	
Lowered By an Average of This Amou	-.52	-.52	
Number of Games Bowled Over Avera	43	43	
Number of Games Bowled Under Avera	29	29	

Note: Averages are based only on people who bowled.

Pinette 2019-20

Friday 6:30 pm

Big Apple Fun Center

Lanes 7 - 12

If you have questions, please contact

Tammy Kutsch (308)293-7564 1050 Road West 40, Brule, NE 69127
Send E-mail to: tlkutsch356@aol.com

Note: This report includes information through March 13 which is Week 27 of 27

Awards Earned This Week

<u>Name</u>	<u>USBC ID Number</u>	<u>Award Average</u>	<u>Award Games</u>	<u>G1</u>	<u>G2</u>	<u>G3</u>	<u>Series</u>	<u>Award Score</u>	<u>Award Received</u>
Rebecca L. McPherson	6197-339 USBC	175	96	221	208	202	631	631	600 Series (Local Assoc. Awards)

Press Release -- 4/24/2020

3/13/2020 Week 27 of 27

Pinette 2019-20

Friday 6:30 pm

Big Apple Fun Center

Lanes 7 - 12

Team Standings

Place	Team Name	Avg p/gm	Points Won	Points Lost	Year-To-Date WON	Y-T-D LOST
1	Turner's Body Shop	615	65½	42½	152½	90½
2	Goodfellows Paint & Body	542	62	46	133	110
3	Versatile Roofing	544	59	49	122	121
4	Tooth Fairy	527	49	59	109	135
5	Kutsch Land & Cattle	522	47	61	89	154
6	Hilton's Pin Buster	526	41½	66½	122½	120½

*** Although not shown, standings are determined by points only for the current part

Last Week's Top Scores

Scratch Game		Scratch Series		Handicap Game		Handicap Series	
221	Rebecca McPherson	631	Rebecca McPherson	249	Cindy Gibbons	646	Rebecca McPherson
201	Deb Hatcher	555	Tianna Engen	236	Deb Hatcher	639	Tianna Engen
200	Cindy Gibbons	527	Nicole Mulrone	227	Wanda Westphalen	634	Sue Janssen
195	Tianna Engen	513	Deb Hatcher	226	Rebecca McPherson	631	Cindy Gibbons
188	Nicole Mulrone	495	Wanda Westphalen	224	Sue Janssen	621	Wanda Westphalen
185	Wanda Westphalen	491	Karen Lopez	223	Tianna Engen	621	Gala Sesna
175	Barb Farber	484	Cindy Gibbons	222	Gala Sesna	620	Nicole Mulrone
175	Karen Lopez	477	Gala Sesna	219	Nicole Mulrone	618	Deb Hatcher
174	Gala Sesna	460	Sue Janssen	218	Peg Hickman	608	Karen Lopez
166	Sue Janssen	433	Bev Walton	215	Barb Farber	601	DeAnn Brickner
				215	DeAnn Brickner		