

Wednesday 9:00 am

## Big Apple Fun Center

Lanes 25 - 30

President: Linda Fees is on Lane 27

Secretary/Treasurer: Jodi Daily is on Lane 30

### Team Standings

Place	#	Team Name	Points Won	Points Lost	%Won	Pins + HDCP	Scratch Pins	Avg p/gm	Year-To-Date WON	Y-T-D LOST	Y-T-D % WON
1	1	Pin Drops	42	22	65.6	27041	18749	390	42	22	65.6
2	4	Tub's Pub	35½	28½	55.5	27170	19655	409	35½	28½	55.5
3	6	Day Dreamers	33½	30½	52.3	26828	19301	402	33½	30½	52.3
4	3	The Hits	30½	33½	47.7	26887	19006	395	30½	33½	47.6
5	2	Gutter Gals	27½	36½	43.0	26487	17277	359	27½	36½	43.0
6	5	Bowlin' Babes	23	41	35.9	26530	18964	395	23	41	35.9

### Review of Last Week's Bowling.....

Lanes	Team Name	HDCP -1-	HDCP -2-	HDCP -3-	HDCP Total	Last Wk WON	Team Name	HDCP -1-	HDCP -2-	HDCP -3-	HDCP Total	Last Wk WON
25-26	Bowlin' Babes	545	588	522	1655	2	<--> Tub's Pub	536	575	606	1717	2
27-28	Day Dreamers	535	596	578	1709	3	<--> Pin Drops	521	555	580	1656	1
29-30	Gutter Gals	544	521	567	1632	2	<--> The Hits	553	548	529	1630	2

### Lane Assignments

	25-26	27-28	29-30
Wk17 01/15	2- 1	4- 3	6- 5
Wk18 01/22	3- 5	2- 6	4- 1
Wk19 01/29	4- 2	1- 5	3- 6

### Last Week's Top Scores

Team Scratch Game	Team Scratch Series	Team Handicap Game	Team Handicap Series
462 Tub's Pub	1285 Tub's Pub	606 Tub's Pub	1717 Tub's Pub
435 Day Dreamers	1226 Day Dreamers	596 Day Dreamers	1709 Day Dreamers
424 Bowlin' Babes	1163 Bowlin' Babes	588 Bowlin' Babes	1656 Pin Drops
410 Pin Drops	1156 The Hits	580 Pin Drops	1655 Bowlin' Babes
395 The Hits	1146 Pin Drops	567 Gutter Gals	1632 Gutter Gals
373 Gutter Gals	1050 Gutter Gals	553 The Hits	1630 The Hits
Scratch Game	Scratch Series	Handicap Game	Handicap Series
179 Lynn Eacker	470 Pat Bowie	242 Lynn Eacker	606 Marci Benson
170 Pat Bowie	465 Marci Benson	227 Bronte Nielsen	603 Lynn Eacker
167 Marci Benson	429 Michelle Peterson	214 Marci Benson	595 Susan Wilner
166 Bronte Nielsen	426 Beth Bryan	211 Susan Wilner	590 Bronte Nielsen
157 Beth Bryan	414 Lynn Eacker	209 Pat Bowie	587 Pat Bowie
149 Jodi Daily	411 Jodi Daily	207 Beth Bryan	576 Beth Bryan
148 Michelle Peterson	407 Bronte Nielsen	201 Lori Donohoe	576 Michelle Peterson

### Season High Scores

Team Scratch Game	Team Scratch Series	Team Handicap Game	Team Handicap Series
514 Tub's Pub	1384 Tub's Pub	672 Tub's Pub	1858 Tub's Pub
463 Bowlin' Babes	1344 The Hits	628 The Hits	1848 The Hits
460 The Hits	1307 Day Dreamers	622 Pin Drops	1812 Pin Drops
460 Day Dreamers	1290 Pin Drops	620 Bowlin' Babes	1760 Bowlin' Babes
446 Pin Drops	1268 Bowlin' Babes	620 Day Dreamers	1744 Day Dreamers
431 Gutter Gals	1174 Gutter Gals	615 Gutter Gals	1720 Gutter Gals
Scratch Game	Scratch Series	Handicap Game	Handicap Series
220 Pat Bowie	517 Pat Bowie	265 Pat Bowie	685 Michelle Peterson
205 Linda Fees	514 Michelle Peterson	249 Linda Fees	657 Beth Bryan
199 Jodi Daily	504 Linda Fees	245 Lynda Ogle	654 Judy Glover
194 Jo Bendfeldt	498 Beth Bryan	244 Michelle Peterson	652 Pat Bowie
193 Lynda Ogle	490 Jen Landanger	242 Lynn Eacker	637 Lynn Eacker
191 Marci Benson	476 Marci Benson	239 Jodi Daily	636 Linda Fees
187 Jen Landanger	469 Lynda Ogle	238 Beth Bryan	633 Lynda Ogle
187 Michelle Peterson			

**Team Rosters**

**1 - Pin Drops**

Name	Avg	HDCP	Pins	Gms	High Game	High Sers	HDCP Game	HDCP Sers	Most Improved Avg +/-	To Raise Avg +1	To Drop Avg -1	Weekly Over Avg Series Avg +/-
Sheryl Cochran	134	52	4838	36	167	452	223	620	136 -1.61	427	387	
Beth Bryan	137	50	4952	36	186	498	238	657	133 +4.56	430	390	426 - 411=15
Debra Kermmoade	127	58	4574	36	178	424	234	592	129 -1.94	418	378	380 - 381=-1
Carey Johnson	121	63	4025	33	165	428	229	632	120 +1.97	367	330	340 - 366=-26

**2 - Gutter Gals**

Name	Avg	HDCP	Pins	Gms	High Game	High Sers	HDCP Game	HDCP Sers	Most Improved Avg +/-	To Raise Avg +1	To Drop Avg -1	Weekly Over Avg Series Avg +/-
Jo Bendfeldt	135	52	810	6	194	422	198	532		414	404	
Arlene Sonksen	125	60	5279	42	153	404	213	596	124 +1.69	391	345	335 - 378=-43
Barb Harms	113	69	4758	42	154	394	226	610	115 -1.71	372	326	318 - 339=-21
Susan Wilner	118	65	4618	39	153	404	223	614	112 +6.41	380	337	397 - 351=46

**3 - The Hits**

Name	Avg	HDCP	Pins	Gms	High Game	High Sers	HDCP Game	HDCP Sers	Most Improved Avg +/-	To Raise Avg +1	To Drop Avg -1	Weekly Over Avg Series Avg +/-
Michelle Peterson	138	49	5819	42	187	514	244	685	137 +1.55	436	390	429 - 414=15
Donna Michel	123	61	5547	45	166	429	229	618	119 +4.27	405	356	340 - 369=-29
Lynda Ogle	139	48	5429	39	193	469	245	633	138 +1.21	451	408	

**4 - Tub's Pub**

Name	Avg	HDCP	Pins	Gms	High Game	High Sers	HDCP Game	HDCP Sers	Most Improved Avg +/-	To Raise Avg +1	To Drop Avg -1	Weekly Over Avg Series Avg +/-
Linda Fees	146	43	6172	42	205	504	249	636	147 -0.05	443	397	401 - 441=-40
Lynn Eacker	122	62	5524	45	179	434	242	637	113 +9.76	380	331	414 - 363=51
Pat Bowie	151	39	3644	24	220	517	265	652	151 +0.83	460	432	470 - 453=17
Steph Meier	126	59	2665	21	160	409	217	580	126 +0.90	383	358	

**5 - Bowlin' Babes**

Name	Avg	HDCP	Pins	Gms	High Game	High Sers	HDCP Game	HDCP Sers	Most Improved Avg +/-	To Raise Avg +1	To Drop Avg -1	Weekly Over Avg Series Avg +/-
Bronte Nielsen	124	60	5593	45	175	430	236	624	124 +0.29	407	358	407 - 369=38
Crystal Dailey	125	60	3765	30	162	432	216	594	128 -2.50	393	359	345 - 378=-33
Jodi Daily	145	44	6970	48	199	465	239	594	147 -1.79	476	424	411 - 435=-24

**6 - Day Dreamers**

Name	Avg	HDCP	Pins	Gms	High Game	High Sers	HDCP Game	HDCP Sers	Most Improved Avg +/-	To Raise Avg +1	To Drop Avg -1	Weekly Over Avg Series Avg +/-
Jen Landanger	145	44	3052	21	187	490	233	628	145 +0.33	452	427	
Lori Donohoe	132	54	3969	30	165	432	220	595	135 -2.70	420	386	387 - 396=-9
Judy Glover	114	68	1714	15	161	429	236	654		356	337	
Marci Benson	142	46	6401	45	191	476	232	608	145 -2.76	463	414	465 - 423=42
Deb Gibbs	124	60	1867	15	164	391	225	583		383	364	374 - 372=2

**Temporary Substitutes**

Name	Avg	HDCP	Pins	Gms	High Game	High Sers	HDCP Game	HDCP Sers	Most Improved Avg +/-	To Raise Avg +1	To Drop Avg -1	Weekly Over Avg Series Avg +/-
Jo Johnson	133	53	1601	12	170	415	226	587		409	393	

**Individual High Averages**

151.83 Pat Bowie	146.95 Linda Fees	145.33 Jen Landanger
145.21 Jodi Daily	142.24 Marci Benson	139.21 Lynda Ogle
138.55 Michelle Peterson	137.56 Beth Bryan	134.39 Sheryl Cochran

**Most Improved Average**

113 to 122.76 = +9.76 Lynn Eacker	112 to 118.41 = +6.41 Susan Wilner	133 to 137.56 = +4.56 Beth Bryan
119 to 123.27 = +4.27 Donna Michel	120 to 121.97 = +1.97 Carey Johnson	124 to 125.69 = +1.69 Arlene Sonksen

**Most Un-Improved Averages**

145 to 142.24 = -2.76 Marci Benson	135 to 132.30 = -2.70 Lori Donohoe	128 to 125.50 = -2.50 Crystal Dailey
129 to 127.06 = -1.94 Debra Kermmoad	147 to 145.21 = -1.79 Jodi Daily	115 to 113.29 = -1.71 Barb Harms

**Big Apple Fun Center**  
**Reprint of Scores -- Week 16**

**Lane 25 5 - Bowlin' Babes** Week 16 1/8/2020

Name	Old	Old						HDCP
	Avg	HDCP	-1-	-2-	-3-	Total	Total	
Bronte M. Nielsen	123	61	130	166	111	407	590	
Crystal S. Dailey	126	59	113	109	123	345	522	
Jodi Daily	145	44	138	149	124	411	543	
			====	====	====	====	====	
Scratch Total			381	424	358	1163	1163	
Handicap			164	164	164		492	
Total			545	588	522	1163	1655	
Team Points Won			1.0	1.0	0.0	2.0	2.0	

**Lane 27 6 - Day Dreamers** Week 16 1/8/2020

Name	Old	Old						HDCP
	Avg	HDCP	-1-	-2-	-3-	Total	Total	
Lori A. Donohoe	132	54	102	138	147	387	549	
Marci A. Benson	141	47	164	167	134	465	606	
Deb Gibbs	124	60	108	130	136	374	554	
			====	====	====	====	====	
Scratch Total			374	435	417	1226	1226	
Handicap			161	161	161		483	
Total			535	596	578	1226	1709	
Team Points Won			1.0	1.0	0.0	3.0	3.0	

**Lane 29 2 - Gutter Gals** Week 16 1/8/2020

Name	Old	Old						HDCP
	Avg	HDCP	-1-	-2-	-3-	Total	Total	
Arlene F. Sonksen	126	59	109	100	126	335	512	
Barb Harms	113	69	123	82	113	318	525	
Susan L. Wilner	117	66	118	145	134	397	595	
			====	====	====	====	====	
Scratch Total			350	327	373	1050	1050	
Handicap			194	194	194		582	
Total			544	521	567	1050	1632	
Team Points Won			0.0	0.0	1.0	2.0	2.0	

**Lane 26 4 - Tub's Pub** Week 16 1/8/2020

Name	Old	Old						HDCP
	Avg	HDCP	-1-	-2-	-3-	Total	Total	
Linda K. Fees	147	42	136	146	119	401	527	
Lynn R. Eacker	121	63	120	115	179	414	603	
Pat L. Bowie	151	39	136	170	164	470	587	
			====	====	====	====	====	
Scratch Total			392	431	462	1285	1285	
Handicap			144	144	144		432	
Total			536	575	606	1285	1717	
Team Points Won			0.0	0.0	1.0	2.0	2.0	

**Lane 28 1 - Pin Drops** Week 16 1/8/2020

Name	Old	Old						HDCP
	Avg	HDCP	-1-	-2-	-3-	Total	Total	
Beth Bryan	137	50	118	151	157	426	576	
Debra K. Kermmoade	127	58	114	128	138	380	554	
Carey Johnson	122	62	119	106	115	340	526	
			====	====	====	====	====	
Scratch Total			351	385	410	1146	1146	
Handicap			170	170	170		510	
Total			521	555	580	1146	1656	
Team Points Won			0.0	0.0	1.0	1.0	1.0	

**Lane 30 3 - The Hits** Week 16 1/8/2020

Name	Old	Old						HDCP
	Avg	HDCP	-1-	-2-	-3-	Total	Total	
Michelle J. Peterson	138	49	142	148	139	429	576	
Donna J. Michel	123	61	124	113	103	340	523	
Lynda M. Ogle	139	48	a129	a129	a129	387	531	
			====	====	====	====	====	
Scratch Total			395	390	371	1156	1156	
Handicap			158	158	158		474	
Total			553	548	529	1156	1630	
Team Points Won			1.0	1.0	0.0	2.0	2.0	

Wednesday 9:00 am

## Big Apple Fun Center

## Change in Average

Name	-----Old-----		Old					---Average Change---			Weekly Over Avg
	Pins	Games	Avg	-1-	-2-	-3-	Total	New - Old	---> +/-	Series Avg +/-	
Jo Bendfeldt	810	6	135				0	135.00 - 135.00	=	0.00	
Marci A. Benson	5936	42	141	164	167	134	465	142.24 - 141.33	=	0.91	465 - 423=42
Pat L. Bowie	3174	21	151	136	170	164	470	151.83 - 151.14	=	0.69	470 - 453=17
Beth Bryan	4526	33	137	118	151	157	426	137.56 - 137.15	=	0.40	426 - 411=15
Sheryl S. Cochran	4838	36	134				0	134.39 - 134.39	=	0.00	
Crystal S. Dailey	3420	27	126	113	109	123	345	125.50 - 126.67	=	-1.17	345 - 378=-33
Jodi Daily	6559	45	145	138	149	124	411	145.21 - 145.76	=	-0.55	411 - 435=-24
Lori A. Donohoe	3582	27	132	102	138	147	387	132.30 - 132.67	=	-0.37	387 - 396=-9
Lynn R. Eacker	5110	42	121	120	115	179	414	122.76 - 121.67	=	1.09	414 - 363=51
Linda K. Fees	5771	39	147	136	146	119	401	146.95 - 147.97	=	-1.02	401 - 441=-40
Deb Gibbs	1493	12	124	108	130	136	374	124.47 - 124.42	=	0.05	374 - 372=2
Judy A. Glover	1714	15	114				0	114.27 - 114.27	=	0.00	
Barb Harms	4440	39	113	123	82	113	318	113.29 - 113.85	=	-0.56	318 - 339=-21
Carey Johnson	3685	30	122	119	106	115	340	121.97 - 122.83	=	-0.86	340 - 366=-26
Jo Johnson	1601	12	133				0	133.42 - 133.42	=	0.00	
Debra K. Kermmoade	4194	33	127	114	128	138	380	127.06 - 127.09	=	-0.04	380 - 381=-1
Jen Landanger	3052	21	145				0	145.33 - 145.33	=	0.00	
Steph Meier	2665	21	126				0	126.90 - 126.90	=	0.00	
Donna J. Michel	5207	42	123	124	113	103	340	123.27 - 123.98	=	-0.71	340 - 369=-29
Bronte M. Nielsen	5186	42	123	130	166	111	407	124.29 - 123.48	=	0.81	407 - 369=38
Lynda M. Ogle	5429	39	139	a129	a129	a129	387	139.21 - 139.21	=	0.00	
Michelle J. Peterson	5390	39	138	142	148	139	429	138.55 - 138.21	=	0.34	429 - 414=15
Arlene F. Sonksen	4944	39	126	109	100	126	335	125.69 - 126.77	=	-1.08	335 - 378=-43
Susan L. Wilner	4221	36	117	118	145	134	397	118.41 - 117.25	=	1.16	397 - 351=46

Wednesday 9:00 am

**Big Apple Fun Center**  
**High Average Listing**

<b>Name</b>	<b>True Average</b>	<b>Pins</b>	<b>Gms</b>	<b>To Raise Avg +1</b>	<b>To Drop Avg -1</b>
Pat L. Bowie	151.83	3644	24	460	432
Linda K. Fees	146.95	6172	42	443	397
Jen Landanger	145.33	3052	21	452	427
Jodi Daily	145.21	6970	48	476	424
Marci A. Benson	142.24	6401	45	463	414
Lynda M. Ogle	139.21	5429	39	451	408
Michelle J. Peterson	138.55	5819	42	436	390
Beth Bryan	137.56	4952	36	430	390
Jo Bendfeldt	135.00	810	6	414	404
Sheryl S. Cochran	134.39	4838	36	427	387
Jo Johnson	133.42	1601	12	409	393
Lori A. Donohoe	132.30	3969	30	420	386
Debra K. Kermmoade	127.06	4574	36	418	378
Steph Meier	126.90	2665	21	383	358
Arlene F. Sonksen	125.69	5279	42	391	345
Crystal S. Dailey	125.50	3765	30	393	359
Deb Gibbs	124.47	1867	15	383	364
Bronte M. Nielsen	124.29	5593	45	407	358
Donna J. Michel	123.27	5547	45	405	356
Lynn R. Eacker	122.76	5524	45	380	331
Carey Johnson	121.97	4025	33	367	330
Susan L. Wilner	118.41	4618	39	380	337
Judy A. Glover	114.27	1714	15	356	337
Barb Harms	113.29	4758	42	372	326

Wednesday 9:00 am

**Big Apple Fun Center**

Lanes 25 - 30

\* Bowlers listed must have a minimum of 21 games.

Note: This report includes information through January 8 which is Week 16 of 32

**Most Improved Averages**

<u>Name</u>	<u>True Average</u>	<u>Most Improved Avg</u>	<u>+/-</u>	<u>Name</u>	<u>True Average</u>	<u>Most Improved Avg</u>	<u>+/-</u>
Eacker, Lynn R.	122.76	113	+9.76	Landanger, Jen	145.33	145	+0.33
Wilner, Susan L.	118.41	112	+6.41	Nielsen, Bronte M.	124.29	124	+0.29
Bryan, Beth	137.56	133	+4.56	Fees, Linda K.	146.95	147	-0.05
Michel, Donna J.	123.27	119	+4.27	Cochran, Sheryl S.	134.39	136	-1.61
Johnson, Carey	121.97	120	+1.97	Harms, Barb	113.29	115	-1.71
Sonksen, Arlene F.	125.69	124	+1.69	Daily, Jodi	145.21	147	-1.79
Peterson, Michelle J.	138.55	137	+1.55	Kermmoade, Debra K.	127.06	129	-1.94
Ogle, Lynda M.	139.21	138	+1.21	Dailey, Crystal S.	125.50	128	-2.50
Meier, Steph	126.90	126	+0.90	Donohoe, Lori A.	132.30	135	-2.70
Bowie, Pat L.	151.83	151	+0.83	Benson, Marci A.	142.24	145	-2.76

Wednesday 9:00 am

## Big Apple Fun Center

## Most Pins Over Average

Name	-----Old-----		Old					---Average Change---			Weekly Over Avg
	Pins	Games	Avg	-1-	-2-	-3-	Total	New - Old	---> +/-	Series Avg +/-	
Lynn R. Eacker	5110	42	121	120	115	179	414	122.76 - 121.67	= 1.09	414 - 363=51	
Susan L. Wilner	4221	36	117	118	145	134	397	118.41 - 117.25	= 1.16	397 - 351=46	
Marci A. Benson	5936	42	141	164	167	134	465	142.24 - 141.33	= 0.91	465 - 423=42	
Bronte M. Nielsen	5186	42	123	130	166	111	407	124.29 - 123.48	= 0.81	407 - 369=38	
Pat L. Bowie	3174	21	151	136	170	164	470	151.83 - 151.14	= 0.69	470 - 453=17	
Beth Bryan	4526	33	137	118	151	157	426	137.56 - 137.15	= 0.40	426 - 411=15	
Michelle J. Peterson	5390	39	138	142	148	139	429	138.55 - 138.21	= 0.34	429 - 414=15	
Deb Gibbs	1493	12	124	108	130	136	374	124.47 - 124.42	= 0.05	374 - 372=2	
Debra K. Kermmoade	4194	33	127	114	128	138	380	127.06 - 127.09	= -0.04	380 - 381=-1	
Lori A. Donohoe	3582	27	132	102	138	147	387	132.30 - 132.67	= -0.37	387 - 396=-9	
Barb Harms	4440	39	113	123	82	113	318	113.29 - 113.85	= -0.56	318 - 339=-21	
Jodi Daily	6559	45	145	138	149	124	411	145.21 - 145.76	= -0.55	411 - 435=-24	
Carey Johnson	3685	30	122	119	106	115	340	121.97 - 122.83	= -0.86	340 - 366=-26	
Donna J. Michel	5207	42	123	124	113	103	340	123.27 - 123.98	= -0.71	340 - 369=-29	
Crystal S. Dailey	3420	27	126	113	109	123	345	125.50 - 126.67	= -1.17	345 - 378=-33	
Linda K. Fees	5771	39	147	136	146	119	401	146.95 - 147.97	= -1.02	401 - 441=-40	
Arlene F. Sonksen	4944	39	126	109	100	126	335	125.69 - 126.77	= -1.08	335 - 378=-43	

Wednesday 9:00 am

## Big Apple Fun Center

## Alphabetic League Bowler Contact List

USBC							Bowling	
ID Number	Name	Avg	Gms	Phone	Phone	E-mail	Hand	Sex
4132-189	Bendfeldt, Jo	135	6	(308)234-9190	(308)627-7449		R	W
4132-143	Benson, Marci A.	142	45	(308)627-5585	(308)236-9128	bensonbunch5@hotmail.com	R	W
4132-177	Bowie, Pat L.	151	24	(308)440-0555	( )_-_-	patsem@frontiernet.net	R	W
4132-80	Bryan, Beth	137	36	(308)856-4346	( )_-_-		R	W
4132-1392	Cochran, Sheryl S.	134	36	(308)440-0159	( )_-_-		R	W
4132-565	Dailey, Crystal S.	125	30	(308)440-2439	( )_-_-	crystaldailey@charter.net	R	W
4144-25	Daily, Jodi	145	48	(308)458-9806	(308)234-6770	djdaily@frontiernet.net	L	W
4132-155	Donohoe, Lori A.	132	30	(308)237-1316	(308)627-3965	ladonohoe64@gmail.com	R	W
4132-179	Eacker, Lynn R.	122	45	(308)440-6665	( )_-_-	eackersfords@charter.net	R	W
4132-178	Fees, Linda K.	146	42	(308)627-6143	(308)457-3303	kfees@kearney.net	R	W
4132-156	Gibbs, Deb	124	15	(308)627-5338	( )_-_-	the4gibbs@yahoo.com	R	W
4132-576	Glover, Judy A.	114	15	(308)627-5686	( )_-_-	judyann Glover@hotmail.com	R	W
4132-190	Harms, Barb	113	42	(308)237-5561	(308)293-0532	barbaharms@gmail.com	R	W
9726-4221	Johnson, Carey	121	33	(816)214-7544	( )_-_-		R	W
4132-4	Johnson, Jo	133	12	(308)627-5744	(308)237-3045	jimanjo@charter.net	R	W
4092-89	Kermmoade, Debra K.	127	36	(402)314-8441	( )_-_-	dkermmoade@hotmail.com	R	W
4132-1255	Landanger, Jen	145	21	(308)293-3915	( )_-_-	jmlandanger@charter.net	R	W
4132-985	Meier, Steph	126	21	(308)627-6131	( )_-_-	bowie2meier@yahoo.com	R	W
4136-404	Michel, Donna J.	123	45	(308)440-9402	( )_-_-	de.michel@gmail.com	R	W
4136-315	Nielsen, Bronte M.	124	45	(308)440-3527	( )_-_-	darbro2@charter.net	R	W
4132-1198	Ogle, Lynda M.	139	39	(256)655-8996	( )_-_-		R	W
4132-1524	Peterson, Michelle J.	138	42	(308)224-4904	( )_-_-	mjanep17@gmail.com	R	W
4132-191	Sonksen, Arlene F.	125	42	(308)234-3985	( )_-_-	arlenesonksen@aol.com	R	W
4132-925	Wilner, Susan L.	118	39	(308)338-1516	( )_-_-		R	W



# Newcomers 2019-20

## Big Apple Fun Center

This report is for scores bowled January 8 which is Week 16 of 32

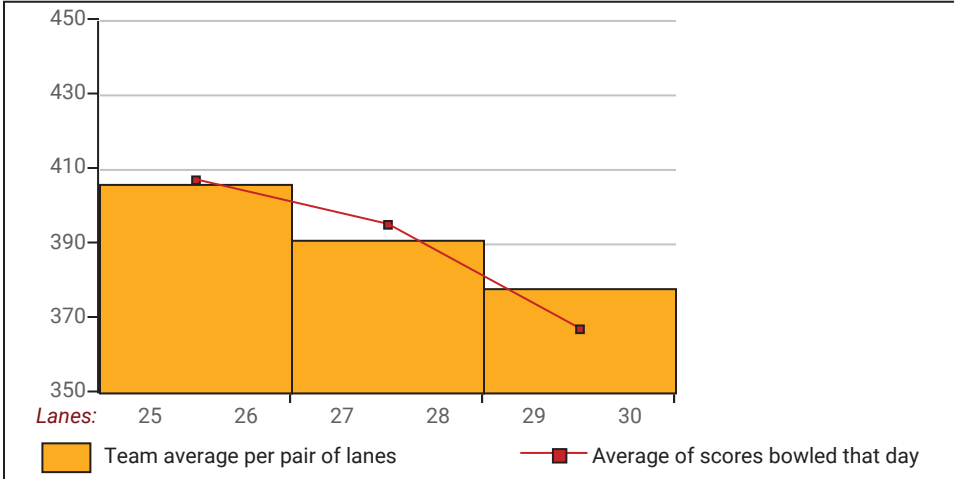
### This Week's Statistics: Lefties vs Righties

Unless designated left handed, bowlers are considered right handed.

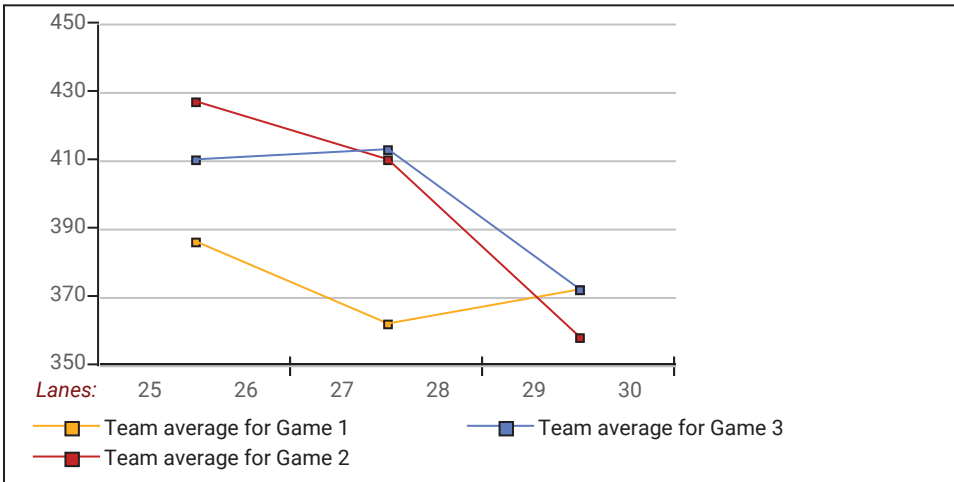
	Over All	Right	Left
How many people bowled	17	16	1
Number of games bowled	51	48	3
Actual average of week's scores	130.18	129.75	137.00
How many games above average	24	23	1
How many games below average	25	23	2
Pins above/below average per game	0.00	0.50	-8.00
How many people raised average	8	8	--
by this amount	0.68	0.68	0.00
How many people went down	9	8	1
by this amount	-0.71	-0.73	-0.55
League average before bowling	130.72	129.78	145.76
League average after bowling	130.67	129.76	145.21
Change in league average	-0.05	-0.02	-0.55
800s	--	--	--
775s	--	--	--
750s	--	--	--
725s	--	--	--
700s	--	--	--
675s	--	--	--
650s	--	--	--
625s	--	--	--
600s	--	--	--
575s	--	--	--
550s	--	--	--
525s	--	--	--
500s	--	--	--
475s	--	--	--
450s	2	2	--
425s	2	2	--
400s	4	3	1
below 400	9	9	--
300s	--	--	--
275s	--	--	--
250s	--	--	--
225s	--	--	--
200s	--	--	--
175s	1	1	--
150s	7	7	--
125s	19	17	2
100s	23	22	1
below 100	1	1	--

This report is for scores bowled January 8 which is Week 16 of 32

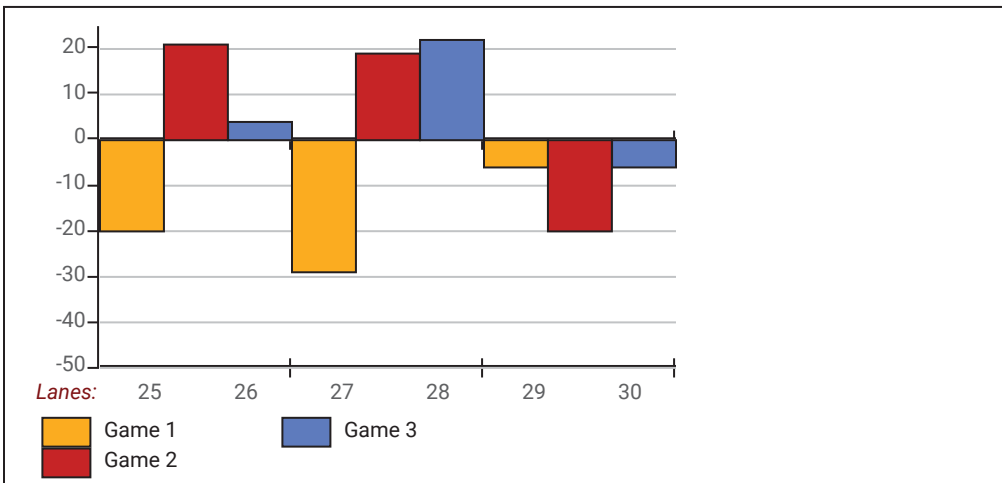
**Team Average vs Avg of Scores**



**Average of Scores for Each Game**

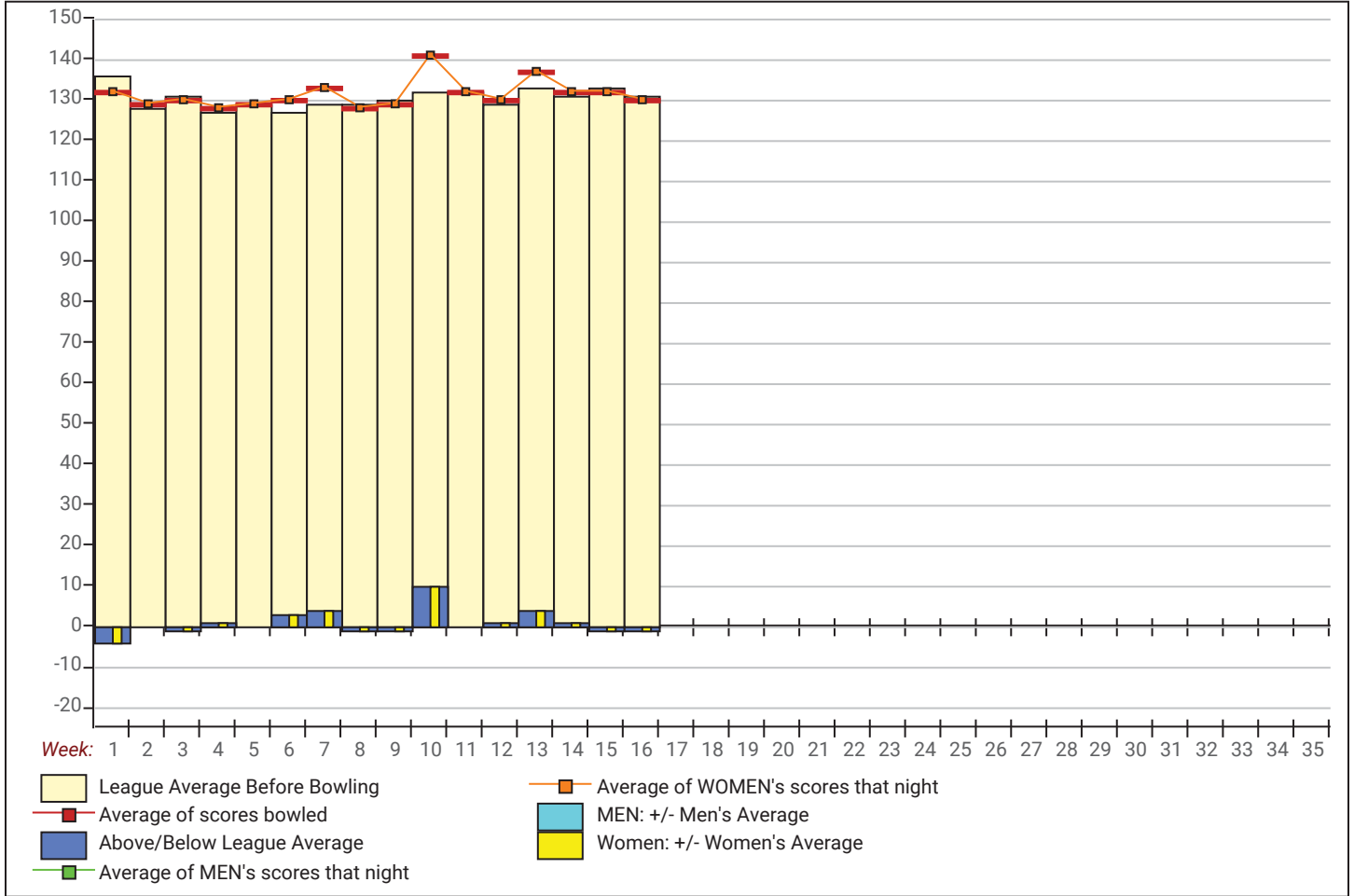


**Amount Over/Under Team Average**



This report is for scores bowled January 8 which is Week 16 of 32

**League Average Week-by-Week**



**League Average Statistics for Last Week**

	League	Right Hand	Left Hand
League Average Before Bowling	130.72	129.78	145.76
Average of scores bowled that night	130.18	129.75	137.00
New League Average After Bowling	130.67	129.76	145.21
Change in League Average	-.05	-.02	-.55
People Who Bowled Over Average	8	8	
People Who Bowled Under Average	9	8	1
Average Amount of Series Over Avg	28.25	28.25	
Average Amount of Series Under Avg	-25.11	-25.25	-24.00
Difference Avg, NiteAvg		.50	-8.00
Number of Bowlers	17	16	1
Number of Games Bowled	51	48	3
People Who Raised Their Average	8	8	
Raised By an Average of This Amount	.68	.68	
People Who Lowered Their Average	9	8	1
Lowered By an Average of This Amou	-.71	-.73	-.55
Number of Games Bowled Over Avera	24	23	1
Number of Games Bowled Under Avera	25	23	2

**Note: Averages are based only on people who bowled.**

Wednesday 9:00 am

**Big Apple Fun Center**

Lanes 25 - 30

### Team Standings

Place	Team Name	Avg p/gm	Points Won	Points Lost	Year-To-Date WON	Y-T-D LOST
1	Pin Drops	390	42	22	42	22
2	Tub's Pub	409	35½	28½	35½	28½
3	Day Dreamers	402	33½	30½	33½	30½
4	The Hits	395	30½	33½	30½	33½
5	Gutter Gals	359	27½	36½	27½	36½
6	Bowlin' Babes	395	23	41	23	41

\*\*\* Although not shown, standings are determined by points only for the current part

### Last Week's Top Scores

Scratch Game		Scratch Series		Handicap Game		Handicap Series	
179	Lynn Eacker	470	Pat Bowie	242	Lynn Eacker	606	Marci Benson
170	Pat Bowie	465	Marci Benson	227	Bronte Nielsen	603	Lynn Eacker
167	Marci Benson	429	Michelle Peterson	214	Marci Benson	595	Susan Wilner
166	Bronte Nielsen	426	Beth Bryan	211	Susan Wilner	590	Bronte Nielsen
157	Beth Bryan	414	Lynn Eacker	209	Pat Bowie	587	Pat Bowie
149	Jodi Daily	411	Jodi Daily	207	Beth Bryan	576	Beth Bryan
148	Michelle Peterson	407	Bronte Nielsen	201	Lori Donohoe	576	Michelle Peterson
147	Lori Donohoe	401	Linda Fees	197	Michelle Peterson	554	Debra Kermmoade
146	Linda Fees	397	Susan Wilner	196	Debra Kermmoade	554	Deb Gibbs
145	Susan Wilner	387	Lori Donohoe	196	Deb Gibbs	549	Lori Donohoe

# Newcomers 2019-20

Wednesday 9:00 am

## Big Apple Fun Center

Lanes 25 - 30

President: Linda Fees

Secretary/Treasurer: Jodi Daily

### Team Standings

Place	#	Team Name	Points Won	Points Lost	%Won	Pins + HDCP	Scratch Pins	Avg p/gm	Year-To-Date WON	Y-T-D LOST	Y-T-D % WON
1	4	Tub's Pub	23	13	63.9	42490	30928	412	58 ½	41 ½	58.5
2	3	The Hits	21	15	58.3	42274	30184	402	51 ½	48 ½	51.5
3	1	Pin Drops	20	16	55.6	42173	29363	391	62	38	62.0
4	6	Day Dreamers	17	19	47.2	41873	30209	402	50 ½	49 ½	50.5
5	5	Bowlin' Babes	16	20	44.4	41698	29692	395	39	61	39.0
6	2	Gutter Gals	11	25	30.6	41129	26759	356	38 ½	61 ½	38.5

### Review of Last Week's Bowling.....

Lanes	Team Name	HDCP -1-	HDCP -2-	HDCP -3-	HDCP Total	Last Wk WON	Team Name	HDCP -1-	HDCP -2-	HDCP -3-	HDCP Total	Last Wk WON
25-26	Tub's Pub	543	526	565	1634	3	<---> Gutter Gals	513	529	515	1557	1
27-28	Pin Drops	603	516	592	1711	3	<---> Bowlin' Babes	531	580	591	1702	1
29-30	Day Dreamers	498	565	560	1623	1	<---> The Hits	530	638	556	1724	3

**Thanks for bowling! We hope you had a good time. See you next season!**

### Last Week's Top Scores

Team Scratch Game		Team Scratch Series		Team Handicap Game		Team Handicap Series	
486	The Hits	1268	The Hits	638	The Hits	1724	The Hits
434	Pin Drops	1219	Bowlin' Babes	603	Pin Drops	1711	Pin Drops
430	Bowlin' Babes	1205	Tub's Pub	591	Bowlin' Babes	1702	Bowlin' Babes
422	Tub's Pub	1204	Pin Drops	565	Tub's Pub	1634	Tub's Pub
400	Day Dreamers	1128	Day Dreamers	565	Day Dreamers	1623	Day Dreamers
333	Gutter Gals	969	Gutter Gals	529	Gutter Gals	1557	Gutter Gals
Scratch Game		Scratch Series		Handicap Game		Handicap Series	
192	Michelle Peterson	488	Michelle Peterson	238	Michelle Peterson	626	Michelle Peterson
175	Crystal Dailey	457	Beth Bryan	231	Crystal Dailey	622	Crystal Dailey
162	Jen Landanger	456	Jen Landanger	213	Deb Gibbs	613	Beth Bryan
158	Linda Fees	454	Crystal Dailey	210	Donna Michel	592	Donna Michel
158	Deb Gibbs	426	Pat Bowie	209	Debra Kermmoade	585	Jen Landanger
156	Beth Bryan	420	Jodi Daily	208	Beth Bryan	573	Debra Kermmoade
153	Debra Kermmoade	412	Linda Fees	205	Jen Landanger	555	Deb Gibbs
		412	Donna Michel				

### Season High Scores

Team Scratch Game		Team Scratch Series		Team Handicap Game		Team Handicap Series	
515	The Hits	1384	Tub's Pub	672	The Hits	1858	Tub's Pub
514	Tub's Pub	1352	The Hits	672	Tub's Pub	1848	The Hits
482	Day Dreamers	1308	Pin Drops	639	Pin Drops	1830	Pin Drops
477	Pin Drops	1307	Day Dreamers	631	Day Dreamers	1769	Day Dreamers
463	Bowlin' Babes	1268	Bowlin' Babes	620	Bowlin' Babes	1760	Bowlin' Babes
431	Gutter Gals	1174	Gutter Gals	615	Gutter Gals	1720	Gutter Gals
Scratch Game		Scratch Series		Handicap Game		Handicap Series	
205	Linda Fees	532	Jodi Daily	253	Lynda Ogle	685	Michelle Peterson
205	Lynda Ogle	514	Michelle Peterson	253	Michelle Peterson	664	Jodi Daily
204	Michelle Peterson	504	Linda Fees	249	Linda Fees	657	Beth Bryan
199	Jodi Daily	498	Beth Bryan	246	Debra Kermmoade	637	Lynn Eacker
191	Marci Benson	483	Lynda Ogle	242	Lynn Eacker	636	Linda Fees
189	Debra Kermmoade	476	Marci Benson	239	Jodi Daily	633	Lynda Ogle
186	Beth Bryan	456	Debra Kermmoade	238	Beth Bryan	630	Debra Kermmoade

*Bowlers must have completed a minimum of 52 games to be eligible for any league award.*

**Team Rosters**

**1 - Pin Drops**

Name	Avg	HDCP	Pins	Gms	High Game	High Sers	HDCP Game	HDCP Sers	Most Improved Avg +/-	To Raise Avg +1	To Drop Avg -1	Weekly Over Avg Series Avg +/-
Sheryl Cochran	134	52	6856	51	167	456	223	620	136 -1.57	434	379	
Beth Bryan	135	52	7327	54	186	498	238	657	133 +2.69	425	367	457 - 402=55
Debra Kermmoade	130	56	7809	60	189	456	246	630	129 +1.15	444	380	405 - 387=18
Carey Johnson	122	62	5898	48	165	430	229	632	120 +2.88	375	323	342 - 369=-27

**2 - Gutter Gals**

Name	Avg	HDCP	Pins	Gms	High Game	High Sers	HDCP Game	HDCP Sers	Most Improved Avg +/-	To Raise Avg +1	To Drop Avg -1	Weekly Over Avg Series Avg +/-
Jo Bendfeldt	135	52	810	6	194	422	198	532		414	404	
Arlene Sonksen	125	60	7527	60	153	404	213	596	124 +1.45	411	347	
Barb Harms	111	71	7365	66	154	399	226	615	115 -3.41	363	293	317 - 333=-16
Susan Wilner	117	66	7430	63	153	404	223	614	112 +5.94	358	291	307 - 354=-47

**3 - The Hits**

Name	Avg	HDCP	Pins	Gms	High Game	High Sers	HDCP Game	HDCP Sers	Most Improved Avg +/-	To Raise Avg +1	To Drop Avg -1	Weekly Over Avg Series Avg +/-
Michelle Peterson	143	45	8621	60	204	514	253	685	137 +6.68	451	387	488 - 426=62
Donna Michel	125	60	7879	63	166	430	229	618	119 +6.06	437	370	412 - 372=40
Lynda Ogle	141	47	8893	63	205	483	253	633	138 +3.16	479	412	368 - 426=-58

**4 - Tub's Pub**

Name	Avg	HDCP	Pins	Gms	High Game	High Sers	HDCP Game	HDCP Sers	Most Improved Avg +/-	To Raise Avg +1	To Drop Avg -1	Weekly Over Avg Series Avg +/-
Linda Fees	145	44	9163	63	205	504	249	636	147 -1.56	473	406	412 - 435=-23
Lynn Eacker	123	61	8869	72	179	434	242	637	113 +10.18	431	355	367 - 369=-2
Pat Bowie	151	39	6357	42	220	517	265	652	151 +0.36	483	437	426 - 456=-30
Steph Meier	135	52	4481	33	179	472	234	637	126 +9.79	415	378	

**5 - Bowlin' Babes**

Name	Avg	HDCP	Pins	Gms	High Game	High Sers	HDCP Game	HDCP Sers	Most Improved Avg +/-	To Raise Avg +1	To Drop Avg -1	Weekly Over Avg Series Avg +/-
Bronte Nielsen	121	63	8771	72	175	430	236	624	124 -2.18	379	303	345 - 366=-21
Crystal Dailey	130	56	7422	57	175	454	231	622	128 +2.21	438	377	454 - 387=67
Jodi Daily	145	44	9632	66	199	532	239	664	147 -1.06	442	372	420 - 438=-18
Jo Johnson	134	52	2427	18	170	433	226	592		408	386	

**6 - Day Dreamers**

Name	Avg	HDCP	Pins	Gms	High Game	High Sers	HDCP Game	HDCP Sers	Most Improved Avg +/-	To Raise Avg +1	To Drop Avg -1	Weekly Over Avg Series Avg +/-
Jen Landanger	146	43	4848	33	187	490	233	628	145 +1.91	444	407	456 - 438=18
Lori Donohoe	132	54	3969	30	165	432	220	595	135 -2.70	420	386	
Judy Glover	113	69	2378	21	163	429	236	654	113 +0.24	358	333	282 - 348=-66
Marci Benson	138	49	9555	69	191	476	232	608	145 -6.52	453	380	
Deb Gibbs	131	55	5529	42	172	436	232	610	127 +4.64	411	365	390 - 393=-3

**Individual High Averages**

145.94 Jodi Daily	145.44 Linda Fees	143.68 Michelle Peterson
141.16 Lynda Ogle	138.48 Marci Benson	135.69 Beth Bryan
130.21 Crystal Dailey	130.15 Debra Kermmoade	125.45 Arlene Sonksen

**Most Improved Average**

113 to 123.18 = +10.18 Lynn Eacker	137 to 143.68 = +6.68 Michelle Peterson	119 to 125.06 = +6.06 Donna Michel
112 to 117.94 = +5.94 Susan Wilner	138 to 141.16 = +3.16 Lynda Ogle	133 to 135.69 = +2.69 Beth Bryan

**Most Un-Improved Averages**

145 to 138.48 = -6.52 Marci Benson	115 to 111.59 = -3.41 Barb Harms	135 to 132.30 = -2.70 Lori Donohoe
124 to 121.82 = -2.18 Bronte Nielsen	136 to 134.43 = -1.57 Sheryl Cochran	147 to 145.44 = -1.56 Linda Fees

# Newcomers 2019-20

## Big Apple Fun Center

### Reprint of Scores -- Week 25

#### Lane 25 4 - Tub's Pub Week 25 3/11/2020

Name	Old	Old						HDCP
	Avg	HDCP	-1-	-2-	-3-	Total	Total	
Linda K. Fees	145	44	122	132	158	412	544	
Lynn R. Eacker	123	61	130	112	125	367	550	
Pat L. Bowie	152	38	148	139	139	426	540	
			====	====	====	====	====	
Scratch Total			400	383	422	1205	1205	
Handicap			143	143	143		429	
Total			543	526	565	1205	1634	
Team Points Won			1.0	0.0	1.0	3.0	3.0	

#### Lane 27 1 - Pin Drops Week 25 3/11/2020

Name	Old	Old						HDCP
	Avg	HDCP	-1-	-2-	-3-	Total	Total	
Beth Bryan	134	52	154	147	156	457	613	
Debra K. Kermmoade	129	56	148	104	153	405	573	
Carey Johnson	123	61	132	96	114	342	525	
			====	====	====	====	====	
Scratch Total			434	347	423	1204	1204	
Handicap			169	169	169		507	
Total			603	516	592	1204	1711	
Team Points Won			1.0	0.0	1.0	3.0	3.0	

#### Lane 29 6 - Day Dreamers Week 25 3/11/2020

Name	Old	Old						HDCP
	Avg	HDCP	-1-	-2-	-3-	Total	Total	
Jen Landanger	146	43	138	156	162	456	585	
Judy A. Glover	116	67	87	86	109	282	483	
Deb Gibbs	131	55	108	158	124	390	555	
			====	====	====	====	====	
Scratch Total			333	400	395	1128	1128	
Handicap			165	165	165		495	
Total			498	565	560	1128	1623	
Team Points Won			0.0	0.0	1.0	1.0	1.0	

#### Lane 26 2 - Gutter Gals Week 25 3/11/2020

Name	Old	Old						HDCP
	Avg	HDCP	-1-	-2-	-3-	Total	Total	
Arlene F. Sonksen	125	60	a115	a115	a115	345	525	
Barb Harms	111	71	95	133	89	317	530	
Susan L. Wilner	118	65	107	85	115	307	502	
			====	====	====	====	====	
Scratch Total			317	333	319	969	969	
Handicap			196	196	196		588	
Total			513	529	515	969	1557	
Team Points Won			0.0	1.0	0.0	1.0	1.0	

#### Lane 28 5 - Bowlin' Babes Week 25 3/11/2020

Name	Old	Old						HDCP
	Avg	HDCP	-1-	-2-	-3-	Total	Total	
Bronte M. Nielsen	122	62	118	122	105	345	531	
Crystal S. Dailey	129	56	132	147	175	454	622	
Jodi Daily	146	43	120	150	150	420	549	
			====	====	====	====	====	
Scratch Total			370	419	430	1219	1219	
Handicap			161	161	161		483	
Total			531	580	591	1219	1702	
Team Points Won			0.0	1.0	0.0	1.0	1.0	

#### Lane 30 3 - The Hits Week 25 3/11/2020

Name	Old	Old						HDCP
	Avg	HDCP	-1-	-2-	-3-	Total	Total	
Michelle J. Peterson	142	46	163	192	133	488	626	
Donna J. Michel	124	60	115	147	150	412	592	
Lynda M. Ogle	142	46	100	147	121	368	506	
			====	====	====	====	====	
Scratch Total			378	486	404	1268	1268	
Handicap			152	152	152		456	
Total			530	638	556	1268	1724	
Team Points Won			1.0	1.0	0.0	3.0	3.0	

# Newcomers 2019-20

Wednesday 9:00 am

## Big Apple Fun Center

### Change in Average

Name	-----Old-----		Old					---Average Change---			Weekly Over Avg		
	Pins	Games	Avg	-1-	-2-	-3-	Total	New - Old	---->	+/-	Series Avg +/-		
Jo Bendfeldt	810	6	135				0	135.00	-	135.00	=	0.00	
Marci A. Benson	9555	69	138				0	138.48	-	138.48	=	0.00	
Pat L. Bowie	5931	39	152	148	139	139	426	151.36	-	152.08	=	-0.72	426 - 456=-30
Beth Bryan	6870	51	134	154	147	156	457	135.69	-	134.71	=	0.98	457 - 402=55
Sheryl S. Cochran	6856	51	134				0	134.43	-	134.43	=	0.00	
Crystal S. Dailey	6968	54	129	132	147	175	454	130.21	-	129.04	=	1.17	454 - 387=67
Jodi Daily	9212	63	146	120	150	150	420	145.94	-	146.22	=	-0.28	420 - 438=-18
Lori A. Donohoe	3969	30	132				0	132.30	-	132.30	=	0.00	
Lynn R. Eacker	8502	69	123	130	112	125	367	123.18	-	123.22	=	-0.04	367 - 369=-2
Linda K. Fees	8751	60	145	122	132	158	412	145.44	-	145.85	=	-0.41	412 - 435=-23
Deb Gibbs	5139	39	131	108	158	124	390	131.64	-	131.77	=	-0.13	390 - 393=-3
Judy A. Glover	2096	18	116	87	86	109	282	113.24	-	116.44	=	-3.21	282 - 348=-66
Barb Harms	7048	63	111	95	133	89	317	111.59	-	111.87	=	-0.28	317 - 333=-16
Carey Johnson	5556	45	123	132	96	114	342	122.88	-	123.47	=	-0.59	342 - 369=-27
Jo Johnson	2427	18	134				0	134.83	-	134.83	=	0.00	
Debra K. Kermmoade	7404	57	129	148	104	153	405	130.15	-	129.89	=	0.26	405 - 387=18
Jen Landanger	4392	30	146	138	156	162	456	146.91	-	146.40	=	0.51	456 - 438=18
Steph Meier	4481	33	135				0	135.79	-	135.79	=	0.00	
Donna J. Michel	7467	60	124	115	147	150	412	125.06	-	124.45	=	0.61	412 - 372=40
Bronte M. Nielsen	8426	69	122	118	122	105	345	121.82	-	122.12	=	-0.30	345 - 366=-21
Lynda M. Ogle	8525	60	142	100	147	121	368	141.16	-	142.08	=	-0.92	368 - 426=-58
Michelle J. Peterson	8133	57	142	163	192	133	488	143.68	-	142.68	=	1.00	488 - 426=62
Arlene F. Sonksen	7527	60	125	a115	a115	a115	345	125.45	-	125.45	=	0.00	
Susan L. Wilner	7123	60	118	107	85	115	307	117.94	-	118.72	=	-0.78	307 - 354=-47



# Newcomers 2019-20

Wednesday 9:00 am

**Big Apple Fun Center**

**High Average Listing**

<u>Name</u>	<u>True Average</u>	<u>Pins</u>	<u>Gms</u>	<u>To Raise Avg +1</u>	<u>To Drop Avg -1</u>
Pat L. Bowie	151.36	6357	42	483	437
Jen Landanger	146.91	4848	33	444	407
Jodi Daily	145.94	9632	66	442	372
Linda K. Fees	145.44	9163	63	473	406
Michelle J. Peterson	143.68	8621	60	451	387
Lynda M. Ogle	141.16	8893	63	479	412
Marci A. Benson	138.48	9555	69	453	380
Steph Meier	135.79	4481	33	415	378
Beth Bryan	135.69	7327	54	425	367
Jo Bendfeldt	135.00	810	6	414	404
Jo Johnson	134.83	2427	18	408	386
Sheryl S. Cochran	134.43	6856	51	434	379
Lori A. Donohoe	132.30	3969	30	420	386
Deb Gibbs	131.64	5529	42	411	365
Crystal S. Dailey	130.21	7422	57	438	377
Debra K. Kermmoade	130.15	7809	60	444	380
Arlene F. Sonksen	125.45	7527	60	411	347
Donna J. Michel	125.06	7879	63	437	370
Lynn R. Eacker	123.18	8869	72	431	355
Carey Johnson	122.88	5898	48	375	323
Bronte M. Nielsen	121.82	8771	72	379	303
Susan L. Wilner	117.94	7430	63	358	291
Judy A. Glover	113.24	2378	21	358	333
Barb Harms	111.59	7365	66	363	293

# Newcomers 2019-20

Wednesday 9:00 am

## Big Apple Fun Center

Lanes 25 - 30

\* Bowlers listed must have a minimum of 21 games.

Note: This report includes information through March 11 which is Week 25 of 25

### Most Improved Averages

Name	True Average	Most Improved Avg	+/-	Name	True Average	Most Improved Avg	+/-
Eacker, Lynn R.	123.18	113	+10.18	Sonksen, Arlene F.	125.45	124	+1.45
Meier, Steph	135.79	126	+9.79	Kermmoade, Debra K.	130.15	129	+1.15
Peterson, Michelle J.	143.68	137	+6.68	Bowie, Pat L.	151.36	151	+0.36
Michel, Donna J.	125.06	119	+6.06	Glover, Judy A.	113.24	113	+0.24
Wilner, Susan L.	117.94	112	+5.94	Daily, Jodi	145.94	147	-1.06
Gibbs, Deb	131.64	127	+4.64	Fees, Linda K.	145.44	147	-1.56
Ogle, Lynda M.	141.16	138	+3.16	Cochran, Sheryl S.	134.43	136	-1.57
Johnson, Carey	122.88	120	+2.88	Nielsen, Bronte M.	121.82	124	-2.18
Bryan, Beth	135.69	133	+2.69	Donohoe, Lori A.	132.30	135	-2.70
Dailey, Crystal S.	130.21	128	+2.21	Harms, Barb	111.59	115	-3.41
Landanger, Jen	146.91	145	+1.91	Benson, Marci A.	138.48	145	-6.52

# Newcomers 2019-20

Wednesday 9:00 am

## Big Apple Fun Center

### Most Pins Over Average

Name	-----Old-----		Old					---Average Change---			Weekly Over Avg	
	Pins	Games	Avg	-1-	-2-	-3-	Total	New - Old	---->	+/-	Series Avg +/-	
Crystal S. Dailey	6968	54	129	132	147	175	454	130.21	-	129.04	= 1.17	454 - 387=67
Michelle J. Peterson	8133	57	142	163	192	133	488	143.68	-	142.68	= 1.00	488 - 426=62
Beth Bryan	6870	51	134	154	147	156	457	135.69	-	134.71	= 0.98	457 - 402=55
Donna J. Michel	7467	60	124	115	147	150	412	125.06	-	124.45	= 0.61	412 - 372=40
Jen Landanger	4392	30	146	138	156	162	456	146.91	-	146.40	= 0.51	456 - 438=18
Debra K. Kermmoade	7404	57	129	148	104	153	405	130.15	-	129.89	= 0.26	405 - 387=18
Lynn R. Eacker	8502	69	123	130	112	125	367	123.18	-	123.22	= -0.04	367 - 369=-2
Deb Gibbs	5139	39	131	108	158	124	390	131.64	-	131.77	= -0.13	390 - 393=-3
Barb Harms	7048	63	111	95	133	89	317	111.59	-	111.87	= -0.28	317 - 333=-16
Jodi Daily	9212	63	146	120	150	150	420	145.94	-	146.22	= -0.28	420 - 438=-18
Bronte M. Nielsen	8426	69	122	118	122	105	345	121.82	-	122.12	= -0.30	345 - 366=-21
Linda K. Fees	8751	60	145	122	132	158	412	145.44	-	145.85	= -0.41	412 - 435=-23
Carey Johnson	5556	45	123	132	96	114	342	122.88	-	123.47	= -0.59	342 - 369=-27
Pat L. Bowie	5931	39	152	148	139	139	426	151.36	-	152.08	= -0.72	426 - 456=-30
Susan L. Wilner	7123	60	118	107	85	115	307	117.94	-	118.72	= -0.78	307 - 354=-47
Lynda M. Ogle	8525	60	142	100	147	121	368	141.16	-	142.08	= -0.92	368 - 426=-58
Judy A. Glover	2096	18	116	87	86	109	282	113.24	-	116.44	= -3.21	282 - 348=-66

# Newcomers 2019-20

Wednesday 9:00 am

Big Apple Fun Center

## Alphabetic League Bowler Contact List

USBC							Bowling	
ID Number	Name	Avg	Gms	Phone	Phone	E-mail	Hand	Sex
4132-189	Bendfeldt, Jo	135	6	(308)234-9190	(308)627-7449		R	W
4132-143	Benson, Marci A.	138	69	(308)627-5585	(308)236-9128	bensonbunch5@hotmail.com	R	W
4132-177	Bowie, Pat L.	151	42	(308)440-0555	( ) - -	patsem@frontiernet.net	R	W
4132-80	Bryan, Beth	135	54	(308)856-4346	( ) - -		R	W
4132-1392	Cochran, Sheryl S.	134	51	(308)440-0159	( ) - -		R	W
4132-565	Dailey, Crystal S.	130	57	(308)440-2439	( ) - -	crystaldailey@charter.net	R	W
4144-25	Daily, Jodi	145	66	(308)458-9806	(308)234-6770	djdaily@frontiernet.net	L	W
4132-155	Donohoe, Lori A.	132	30	(308)237-1316	(308)627-3965	ladonohoe64@gmail.com	R	W
4132-179	Eacker, Lynn R.	123	72	(308)440-6665	( ) - -	eackersfords@charter.net	R	W
4132-178	Fees, Linda K.	145	63	(308)627-6143	(308)457-3303	kfees@kearney.net	R	W
4132-156	Gibbs, Deb	131	42	(308)627-5338	( ) - -	the4gibbs@yahoo.com	R	W
4132-576	Glover, Judy A.	113	21	(308)627-5686	( ) - -	judyannlover@hotmail.com	R	W
4132-190	Harms, Barb	111	66	(308)237-5561	(308)293-0532	barbaharms@gmail.com	R	W
9726-4221	Johnson, Carey	122	48	(816)214-7544	( ) - -		R	W
4132-4	Johnson, Jo	134	18	(308)627-5744	(308)237-3045	jimanjo@charter.net	R	W
4092-89	Kermmoade, Debra K.	130	60	(402)314-8441	( ) - -	dkermmoade@hotmail.com	R	W
4132-1255	Landanger, Jen	146	33	(308)293-3915	( ) - -	jmlandanger@charter.net	R	W
4132-985	Meier, Steph	135	33	(308)627-6131	( ) - -	bowie2meier@yahoo.com	R	W
4136-404	Michel, Donna J.	125	63	(308)440-9402	( ) - -	de.michel@gmail.com	R	W
4136-315	Nielsen, Bronte M.	121	72	(308)440-3527	( ) - -	darbro2@charter.net	R	W
4132-1198	Ogle, Lynda M.	141	63	(256)655-8996	( ) - -		R	W
4132-1524	Peterson, Michelle J.	143	60	(308)224-4904	( ) - -	mjanep17@gmail.com	R	W
4132-191	Sonksen, Arlene F.	125	60	(308)234-3985	( ) - -	arlenesonksen@aol.com	R	W
4132-925	Wilner, Susan L.	117	63	(308)338-1516	( ) - -		R	W

# Newcomers 2019-20

## Big Apple Fun Center

This report is for scores bowled March 11 which is Week 25 of 25

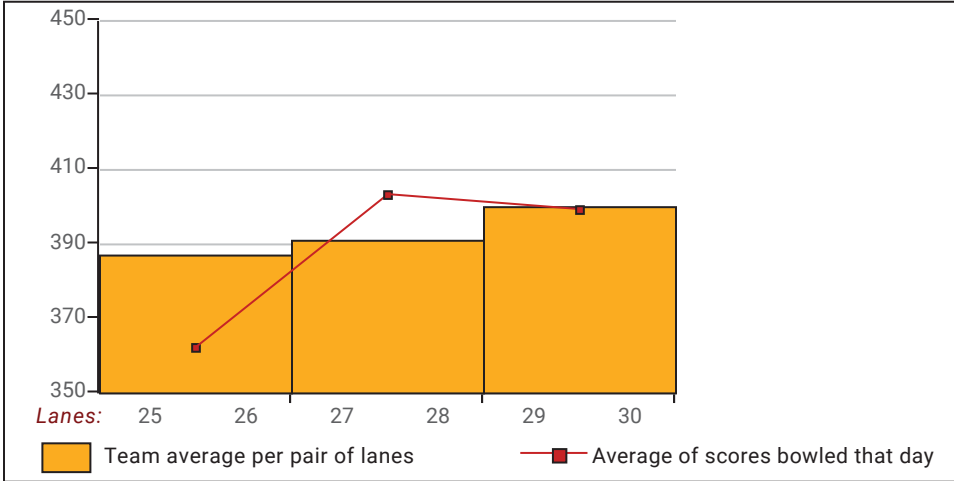
### This Week's Statistics: Lefties vs Righties

Unless designated left handed, bowlers are considered right handed.

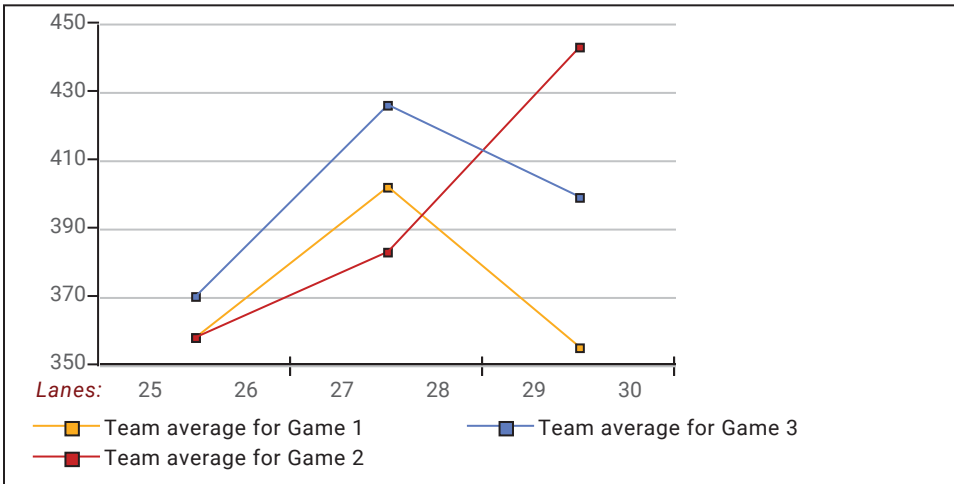
	Over All	Right	Left
How many people bowled	17	16	1
Number of games bowled	51	48	3
Actual average of week's scores	130.35	129.75	140.00
How many games above average	23	21	2
How many games below average	27	26	1
Pins above/below average per game	-1.00	-0.69	-6.00
How many people raised average	6	6	--
by this amount	0.75	0.75	0.00
How many people went down	11	10	1
by this amount	-0.70	-0.74	-0.28
League average before bowling	131.82	130.92	146.22
League average after bowling	131.64	130.75	145.94
Change in league average	-0.18	-0.18	-0.28
800s	--	--	--
775s	--	--	--
750s	--	--	--
725s	--	--	--
700s	--	--	--
675s	--	--	--
650s	--	--	--
625s	--	--	--
600s	--	--	--
575s	--	--	--
550s	--	--	--
525s	--	--	--
500s	--	--	--
475s	1	1	--
450s	3	3	--
425s	1	1	--
400s	4	3	1
below 400	8	8	--
300s	--	--	--
275s	--	--	--
250s	--	--	--
225s	--	--	--
200s	--	--	--
175s	2	2	--
150s	11	9	2
125s	16	16	--
100s	16	15	1
below 100	6	6	--

This report is for scores bowled March 11 which is Week 25 of 25

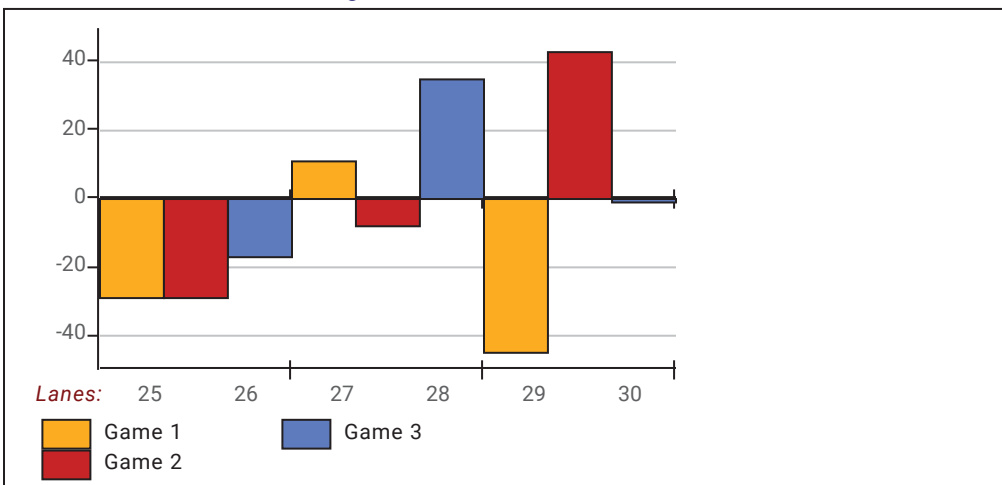
**Team Average vs Avg of Scores**



**Average of Scores for Each Game**

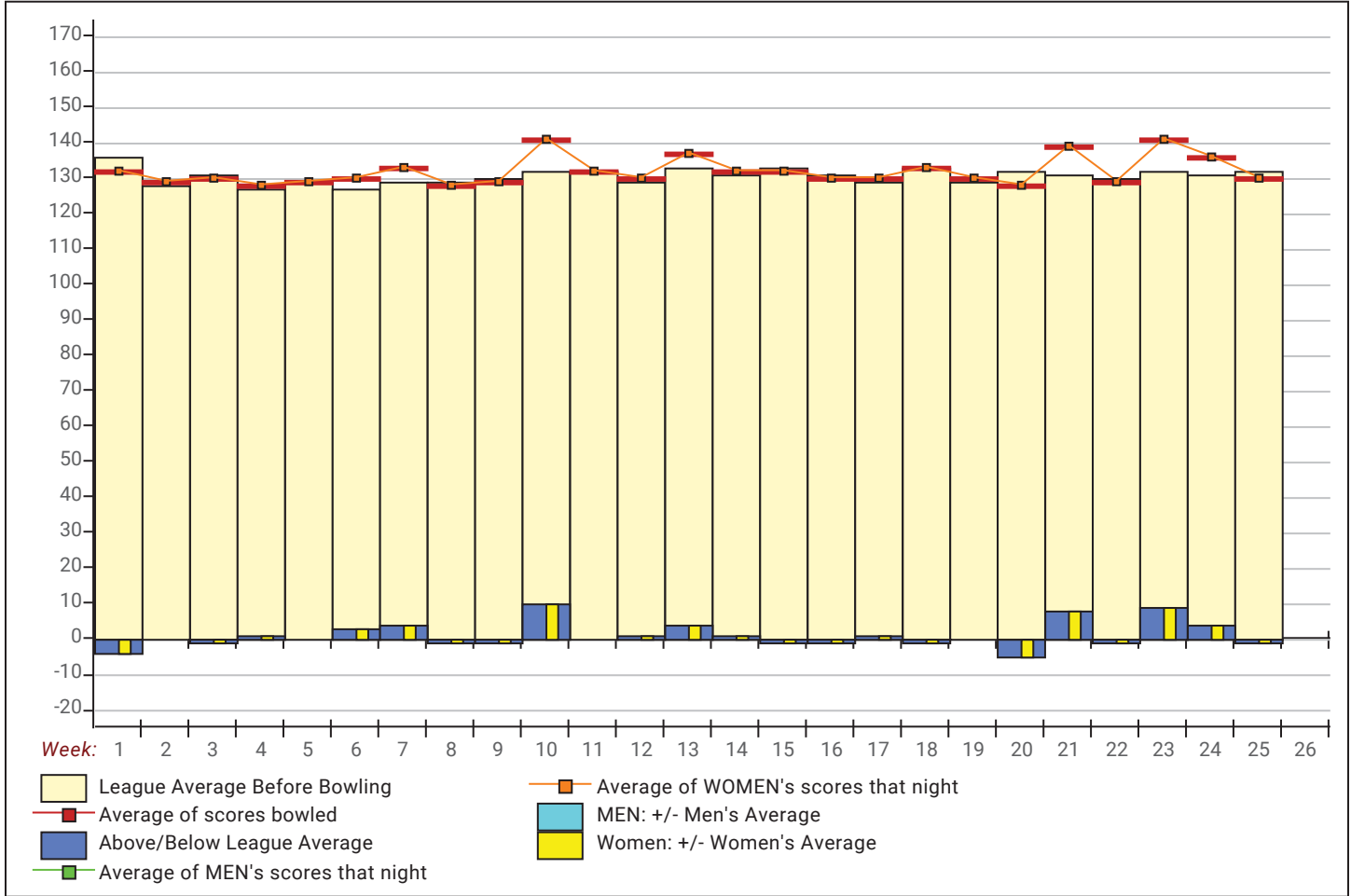


**Amount Over/Under Team Average**



This report is for scores bowled March 11 which is Week 25 of 25

**League Average Week-by-Week**



**League Average Statistics for Last Week**

	League	Right Hand	Left Hand
League Average Before Bowling	131.82	130.92	146.22
Average of scores bowled that night	130.35	129.75	140.00
New League Average After Bowling	131.64	130.75	145.94
Change in League Average	-.18	-.18	-.28
People Who Bowled Over Average	6	6	
People Who Bowled Under Average	11	10	1
Average Amount of Series Over Avg	43.33	43.33	
Average Amount of Series Under Avg	-28.27	-29.30	-18.00
Difference Avg, NiteAvg	-1.00	-.69	-6.00
Number of Bowlers	17	16	1
Number of Games Bowled	51	48	3
People Who Raised Their Average	6	6	
Raised By an Average of This Amount	.75	.75	
People Who Lowered Their Average	11	10	1
Lowered By an Average of This Amou	-.70	-.74	-.28
Number of Games Bowled Over Avera	23	21	2
Number of Games Bowled Under Avera	27	26	1

*Note: Averages are based only on people who bowled.*

# Press Release -- 4/24/2020

3/11/2020 Week 25 of 25

## Newcomers 2019-20

Wednesday 9:00 am

Big Apple Fun Center

Lanes 25 - 30

### Team Standings

Place	Team Name	Avg p/gm	Points Won	Points Lost	Year-To-Date WON	Y-T-D LOST
1	Tub's Pub	412	23	13	58 ½	41 ½
2	The Hits	402	21	15	51 ½	48 ½
3	Pin Drops	391	20	16	62	38
4	Day Dreamers	402	17	19	50 ½	49 ½
5	Bowlin' Babes	395	16	20	39	61
6	Gutter Gals	356	11	25	38 ½	61 ½

\*\*\* Although not shown, standings are determined by points only for the current part

### Last Week's Top Scores

Scratch Game		Scratch Series		Handicap Game		Handicap Series	
192	Michelle Peterson	488	Michelle Peterson	238	Michelle Peterson	626	Michelle Peterson
175	Crystal Dailey	457	Beth Bryan	231	Crystal Dailey	622	Crystal Dailey
162	Jen Landanger	456	Jen Landanger	213	Deb Gibbs	613	Beth Bryan
158	Linda Fees	454	Crystal Dailey	210	Donna Michel	592	Donna Michel
158	Deb Gibbs	426	Pat Bowie	209	Debra Kermmoade	585	Jen Landanger
156	Beth Bryan	420	Jodi Daily	208	Beth Bryan	573	Debra Kermmoade
153	Debra Kermmoade	412	Linda Fees	205	Jen Landanger	555	Deb Gibbs
150	Jodi Daily	412	Donna Michel	204	Barb Harms	550	Lynn Eacker
150	Donna Michel	405	Debra Kermmoade	202	Linda Fees	549	Jodi Daily
148	Pat Bowie	390	Deb Gibbs	193	Carey Johnson	544	Linda Fees
				193	Lynda Ogle		
				193	Jodi Daily		



# Newcomers 2019-20

## Big Apple Fun Center

President: Linda Fees

Secretary/Treasurer: Jodi Daily

### Team Standings

Place	#	Team Name	Points Won	Points Lost	%Won	Pins + HDCP	Scratch Pins	Avg p/gm	Year-To-Date WON	Y-T-D LOST	Y-T-D % WON
1	3	The Hits	3	1	75.0	43939	31393	402	54½	49½	52.4
2	4	Tub's Pub	1	3	25.0	44107	32113	411	59½	44½	57.2

### Review of Last Week's Bowling.....

Lanes	Team Name	HDCP -1-	HDCP -2-	HDCP -3-	HDCP Total	Last Wk WON	Team Name	HDCP -1-	HDCP -2-	HDCP -3-	HDCP Total	Last Wk WON
11-12	The Hits	548	556	561	1665	3	<--> Tub's Pub	534	517	566	1617	1

### Lane Assignments

11-12

Wk27 07/14 1-3

Playoff Scores count

### Last Week's Top Scores

Team Scratch Game		Team Scratch Series		Team Handicap Game		Team Handicap Series	
422	Tub's Pub	1209	The Hits	566	Tub's Pub	1665	The Hits
409	The Hits	1185	Tub's Pub	561	The Hits	1617	Tub's Pub
Scratch Game		Scratch Series		Handicap Game		Handicap Series	
174	Lynda Ogle	464	Lynda Ogle	221	Lynda Ogle	605	Lynda Ogle
168	Pat Bowie	426	Pat Bowie	207	Pat Bowie	543	Pat Bowie
156	Linda Fees	410	Linda Fees	200	Linda Fees	542	Linda Fees
143	Michelle Peterson	387	Michelle Peterson	190	Donna Michel	538	Donna Michel
130	Donna Michel	358	Donna Michel	188	Lynn Eacker	532	Lynn Eacker
127	Lynn Eacker	349	Lynn Eacker	188	Michelle Peterson	522	Michelle Peterson

### Season High Scores

Team Scratch Game		Team Scratch Series		Team Handicap Game		Team Handicap Series	
515	The Hits	1384	Tub's Pub	672	The Hits	1858	Tub's Pub
514	Tub's Pub	1352	The Hits	672	Tub's Pub	1848	The Hits
482	Day Dreamers	1308	Pin Drops	639	Pin Drops	1830	Pin Drops
477	Pin Drops	1307	Day Dreamers	631	Day Dreamers	1769	Day Dreamers
463	Bowlin' Babes	1268	Bowlin' Babes	620	Bowlin' Babes	1760	Bowlin' Babes
431	Gutter Gals	1174	Gutter Gals	615	Gutter Gals	1720	Gutter Gals
Scratch Game		Scratch Series		Handicap Game		Handicap Series	
205	Linda Fees	532	Jodi Daily	253	Lynda Ogle	685	Michelle Peterson
205	Lynda Ogle	514	Michelle Peterson	253	Michelle Peterson	664	Jodi Daily
204	Michelle Peterson	504	Linda Fees	249	Linda Fees	657	Beth Bryan
199	Jodi Daily	498	Beth Bryan	246	Debra Kermmoade	637	Lynn Eacker
191	Marci Benson	483	Lynda Ogle	242	Lynn Eacker	636	Linda Fees
189	Debra Kermmoade	476	Marci Benson	239	Jodi Daily	633	Lynda Ogle
186	Beth Bryan	456	Debra Kermmoade	238	Beth Bryan	630	Debra Kermmoade

**Team Rosters****1 - Pin Drops**

Name	Avg	HDCP	Pins	Gms	High Game	High Sers	HDCP Game	HDCP Sers	Most Improved Avg +/-	To Raise Avg +1	To Drop Avg -1	Weekly Over Avg Series Avg +/-
Sheryl Cochran	134	52	6856	51	167	456	223	620	136 -1.57	434	379	
Beth Bryan	135	52	7327	54	186	498	238	657	133 +2.69	425	367	
Debra Kermmoade	130	56	7809	60	189	456	246	630	129 +1.15	444	380	
Carey Johnson	122	62	5898	48	165	430	229	632	120 +2.88	375	323	

**2 - Gutter Gals**

Name	Avg	HDCP	Pins	Gms	High Game	High Sers	HDCP Game	HDCP Sers	Most Improved Avg +/-	To Raise Avg +1	To Drop Avg -1	Weekly Over Avg Series Avg +/-
Jo Bendfeldt	135	52	810	6	194	422	198	532		414	404	
Arlene Sonksen	125	60	7527	60	153	404	213	596	124 +1.45	411	347	
Barb Harms	111	71	7365	66	154	399	226	615	115 -3.41	363	293	
Susan Wilner	117	66	7430	63	153	404	223	614	112 +5.94	358	291	

**3 - The Hits**

Name	Avg	HDCP	Pins	Gms	High Game	High Sers	HDCP Game	HDCP Sers	Most Improved Avg +/-	To Raise Avg +1	To Drop Avg -1	Weekly Over Avg Series Avg +/-
Michelle Peterson	142	46	9008	63	204	514	253	685	137 +5.98	430	363	387 - 429=-42
Donna Michel	124	60	8237	66	166	430	229	618	119 +5.80	388	318	358 - 375=-17
Lynda Ogle	141	47	9357	66	205	483	253	633	138 +3.77	441	371	464 - 423=41

**4 - Tub's Pub**

Name	Avg	HDCP	Pins	Gms	High Game	High Sers	HDCP Game	HDCP Sers	Most Improved Avg +/-	To Raise Avg +1	To Drop Avg -1	Weekly Over Avg Series Avg +/-
Linda Fees	145	44	9573	66	205	504	249	636	147 -1.95	501	431	410 - 435=-25
Lynn Eacker	122	62	9218	75	179	434	242	637	113 +9.91	376	297	349 - 369=-20
Pat Bowie	150	40	6783	45	220	517	265	652	151 -0.27	465	416	426 - 453=-27
Steph Meier	135	52	4481	33	179	472	234	637	126 +9.79	415	378	

**5 - Bowlin' Babes**

Name	Avg	HDCP	Pins	Gms	High Game	High Sers	HDCP Game	HDCP Sers	Most Improved Avg +/-	To Raise Avg +1	To Drop Avg -1	Weekly Over Avg Series Avg +/-
Bronte Nielsen	121	63	8771	72	175	430	236	624	124 -2.18	379	303	
Crystal Dailey	130	56	7422	57	175	454	231	622	128 +2.21	438	377	
Jodi Daily	145	44	9632	66	199	532	239	664	147 -1.06	442	372	
Jo Johnson	134	52	2427	18	170	433	226	592		408	386	

**6 - Day Dreamers**

Name	Avg	HDCP	Pins	Gms	High Game	High Sers	HDCP Game	HDCP Sers	Most Improved Avg +/-	To Raise Avg +1	To Drop Avg -1	Weekly Over Avg Series Avg +/-
Jen Landanger	146	43	4848	33	187	490	233	628	145 +1.91	444	407	
Lori Donohoe	132	54	3969	30	165	432	220	595	135 -2.70	420	386	
Judy Glover	113	69	2378	21	163	429	236	654	113 +0.24	358	333	
Marci Benson	138	49	9555	69	191	476	232	608	145 -6.52	453	380	
Deb Gibbs	131	55	5529	42	172	436	232	610	127 +4.64	411	365	

**Individual High Averages**

145.94 Jodi Daily	145.05 Linda Fees	142.98 Michelle Peterson
141.77 Lynda Ogle	138.48 Marci Benson	135.69 Beth Bryan
130.21 Crystal Dailey	130.15 Debra Kermmoade	125.45 Arlene Sonksen

**Most Improved Average**

113 to 122.91 = +9.91 Lynn Eacker	137 to 142.98 = +5.98 Michelle Peterson	112 to 117.94 = +5.94 Susan Wilner
119 to 124.80 = +5.80 Donna Michel	138 to 141.77 = +3.77 Lynda Ogle	133 to 135.69 = +2.69 Beth Bryan

**Most Un-Improved Averages**

145 to 138.48 = -6.52 Marci Benson	115 to 111.59 = -3.41 Barb Harms	135 to 132.30 = -2.70 Lori Donohoe
124 to 121.82 = -2.18 Bronte Nielsen	147 to 145.05 = -1.95 Linda Fees	136 to 134.43 = -1.57 Sheryl Cochran

# Newcomers 2019-20

## Big Apple Fun Center

### Reprint of Scores -- Week 26

#### Lane 11 3 - The Hits Week 26 7/7/2020

Name	Old	Old	HDCP				
	Avg	HDCP	-1-	-2-	-3-	Total	Total
Michelle J. Peterson	143	45	122	122	143	387	522
Donna J. Michel	125	60	120	108	130	358	538
Lynda M. Ogle	141	47	154	174	136	464	605
			====	====	====	====	====
Scratch Total			396	404	409	1209	1209
Handicap			152	152	152		456
Total			548	556	561	1209	1665
Team Points Won			1.0	1.0	0.0	3.0	3.0

#### Lane 12 4 - Tub's Pub Week 26 7/7/2020

Name	Old	Old	HDCP				
	Avg	HDCP	-1-	-2-	-3-	Total	Total
Linda K. Fees	145	44	115	139	156	410	542
Lynn R. Eacker	123	61	107	115	127	349	532
Pat L. Bowie	151	39	168	119	139	426	543
			====	====	====	====	====
Scratch Total			390	373	422	1185	1185
Handicap			144	144	144		432
Total			534	517	566	1185	1617
Team Points Won			0.0	0.0	1.0	1.0	1.0

# Newcomers 2019-20

## Big Apple Fun Center

### Change in Average

Name	-----Old-----		Old					---Average Change---			Weekly Over Avg		
	Pins	Games	Avg	-1-	-2-	-3-	Total	New - Old	---->	+/-	Series Avg +/-		
Jo Bendfeldt	810	6	135				0	135.00	-	135.00	=	0.00	
Marci A. Benson	9555	69	138				0	138.48	-	138.48	=	0.00	
Pat L. Bowie	6357	42	151	168	119	139	426	150.73	-	151.36	=	-0.62	426 - 453=-27
Beth Bryan	7327	54	135				0	135.69	-	135.69	=	0.00	
Sheryl S. Cochran	6856	51	134				0	134.43	-	134.43	=	0.00	
Crystal S. Dailey	7422	57	130				0	130.21	-	130.21	=	0.00	
Jodi Daily	9632	66	145				0	145.94	-	145.94	=	0.00	
Lori A. Donohoe	3969	30	132				0	132.30	-	132.30	=	0.00	
Lynn R. Eacker	8869	72	123	107	115	127	349	122.91	-	123.18	=	-0.27	349 - 369=-20
Linda K. Fees	9163	63	145	115	139	156	410	145.05	-	145.44	=	-0.40	410 - 435=-25
Deb Gibbs	5529	42	131				0	131.64	-	131.64	=	0.00	
Judy A. Glover	2378	21	113				0	113.24	-	113.24	=	0.00	
Barb Harms	7365	66	111				0	111.59	-	111.59	=	0.00	
Carey Johnson	5898	48	122				0	122.88	-	122.88	=	0.00	
Jo Johnson	2427	18	134				0	134.83	-	134.83	=	0.00	
Debra K. Kermmoade	7809	60	130				0	130.15	-	130.15	=	0.00	
Jen Landanger	4848	33	146				0	146.91	-	146.91	=	0.00	
Steph Meier	4481	33	135				0	135.79	-	135.79	=	0.00	
Donna J. Michel	7879	63	125	120	108	130	358	124.80	-	125.06	=	-0.26	358 - 375=-17
Bronte M. Nielsen	8771	72	121				0	121.82	-	121.82	=	0.00	
Lynda M. Ogle	8893	63	141	154	174	136	464	141.77	-	141.16	=	0.61	464 - 423=41
Michelle J. Peterson	8621	60	143	122	122	143	387	142.98	-	143.68	=	-0.70	387 - 429=-42
Arlene F. Sonksen	7527	60	125				0	125.45	-	125.45	=	0.00	
Susan L. Wilner	7430	63	117				0	117.94	-	117.94	=	0.00	

# Newcomers 2019-20

## Big Apple Fun Center

### High Average Listing

<u>Name</u>	<u>True Average</u>	<u>Pins</u>	<u>Gms</u>	<u>To Raise Avg +1</u>	<u>To Drop Avg -1</u>
Pat L. Bowie	150.73	6783	45	465	416
Jen Landanger	146.91	4848	33	444	407
Jodi Daily	145.94	9632	66	442	372
Linda K. Fees	145.05	9573	66	501	431
Michelle J. Peterson	142.98	9008	63	430	363
Lynda M. Ogle	141.77	9357	66	441	371
Marci A. Benson	138.48	9555	69	453	380
Steph Meier	135.79	4481	33	415	378
Beth Bryan	135.69	7327	54	425	367
Jo Bendfeldt	135.00	810	6	414	404
Jo Johnson	134.83	2427	18	408	386
Sheryl S. Cochran	134.43	6856	51	434	379
Lori A. Donohoe	132.30	3969	30	420	386
Deb Gibbs	131.64	5529	42	411	365
Crystal S. Dailey	130.21	7422	57	438	377
Debra K. Kermmoade	130.15	7809	60	444	380
Arlene F. Sonksen	125.45	7527	60	411	347
Donna J. Michel	124.80	8237	66	388	318
Lynn R. Eacker	122.91	9218	75	376	297
Carey Johnson	122.88	5898	48	375	323
Bronte M. Nielsen	121.82	8771	72	379	303
Susan L. Wilner	117.94	7430	63	358	291
Judy A. Glover	113.24	2378	21	358	333
Barb Harms	111.59	7365	66	363	293

# Newcomers 2019-20

## Big Apple Fun Center

Lanes 11 - 16

\* Bowlers listed must have a minimum of 21 games.

Note: This report includes information through July 7 which is Week 26 of 27

### Most Improved Averages

Name	True Average	Most Improved Avg	+/-	Name	True Average	Most Improved Avg	+/-
Eacker, Lynn R.	122.91	113	+9.91	Sonksen, Arlene F.	125.45	124	+1.45
Meier, Steph	135.79	126	+9.79	Kermmoade, Debra K.	130.15	129	+1.15
Peterson, Michelle J.	142.98	137	+5.98	Glover, Judy A.	113.24	113	+0.24
Wilner, Susan L.	117.94	112	+5.94	Bowie, Pat L.	150.73	151	-0.27
Michel, Donna J.	124.80	119	+5.80	Daily, Jodi	145.94	147	-1.06
Gibbs, Deb	131.64	127	+4.64	Cochran, Sheryl S.	134.43	136	-1.57
Ogle, Lynda M.	141.77	138	+3.77	Fees, Linda K.	145.05	147	-1.95
Johnson, Carey	122.88	120	+2.88	Nielsen, Bronte M.	121.82	124	-2.18
Bryan, Beth	135.69	133	+2.69	Donohoe, Lori A.	132.30	135	-2.70
Dailey, Crystal S.	130.21	128	+2.21	Harms, Barb	111.59	115	-3.41
Landanger, Jen	146.91	145	+1.91	Benson, Marci A.	138.48	145	-6.52

# Newcomers 2019-20

## Big Apple Fun Center

### Most Pins Over Average

Name	-----Old-----		Old					---Average Change---			Weekly Over Avg	
	Pins	Games	Avg	-1-	-2-	-3-	Total	New - Old	---->	+/-	Series Avg +/-	
Lynda M. Ogle	8893	63	141	154	174	136	464	141.77	-	141.16	= 0.61	464 - 423=41
Donna J. Michel	7879	63	125	120	108	130	358	124.80	-	125.06	= -0.26	358 - 375=-17
Lynn R. Eacker	8869	72	123	107	115	127	349	122.91	-	123.18	= -0.27	349 - 369=-20
Linda K. Fees	9163	63	145	115	139	156	410	145.05	-	145.44	= -0.40	410 - 435=-25
Pat L. Bowie	6357	42	151	168	119	139	426	150.73	-	151.36	= -0.62	426 - 453=-27
Michelle J. Peterson	8621	60	143	122	122	143	387	142.98	-	143.68	= -0.70	387 - 429=-42

# Newcomers 2019-20

## Big Apple Fun Center

### Alphabetic League Bowler Contact List

USBC							Bowling	
ID Number	Name	Avg	Gms	Phone	Phone	E-mail	Hand	Sex
4132-189	Bendfeldt, Jo	135	6	(308)234-9190	(308)627-7449		R	W
4132-143	Benson, Marci A.	138	69	(308)627-5585	(308)236-9128	bensonbunch5@hotmail.com	R	W
4132-177	Bowie, Pat L.	150	45	(308)440-0555	( ) - -	patsem@frontiernet.net	R	W
4132-80	Bryan, Beth	135	54	(308)856-4346	( ) - -		R	W
4132-1392	Cochran, Sheryl S.	134	51	(308)440-0159	( ) - -		R	W
4132-565	Dailey, Crystal S.	130	57	(308)440-2439	( ) - -	crystaldailey@charter.net	R	W
4144-25	Daily, Jodi	145	66	(308)458-9806	(308)234-6770	djdaily@frontiernet.net	L	W
4132-155	Donohoe, Lori A.	132	30	(308)237-1316	(308)627-3965	ladonohoe64@gmail.com	R	W
4132-179	Eacker, Lynn R.	122	75	(308)440-6665	( ) - -	eackersfords@charter.net	R	W
4132-178	Fees, Linda K.	145	66	(308)627-6143	(308)457-3303	kfees@kearney.net	R	W
4132-156	Gibbs, Deb	131	42	(308)627-5338	( ) - -	the4gibbs@yahoo.com	R	W
4132-576	Glover, Judy A.	113	21	(308)627-5686	( ) - -	judyannlover@hotmail.com	R	W
4132-190	Harms, Barb	111	66	(308)237-5561	(308)293-0532	barbaharms@gmail.com	R	W
9726-4221	Johnson, Carey	122	48	(816)214-7544	( ) - -		R	W
4132-4	Johnson, Jo	134	18	(308)627-5744	(308)237-3045	jimanjo@charter.net	R	W
4092-89	Kermmoade, Debra K.	130	60	(402)314-8441	( ) - -	dkermmoade@hotmail.com	R	W
4132-1255	Landanger, Jen	146	33	(308)293-3915	( ) - -	jmlandanger@charter.net	R	W
4132-985	Meier, Steph	135	33	(308)627-6131	( ) - -	bowie2meier@yahoo.com	R	W
4136-404	Michel, Donna J.	124	66	(308)440-9402	( ) - -	de.michel@gmail.com	R	W
4136-315	Nielsen, Bronte M.	121	72	(308)440-3527	( ) - -	darbro2@charter.net	R	W
4132-1198	Ogle, Lynda M.	141	66	(256)655-8996	( ) - -		R	W
4132-1524	Peterson, Michelle J.	142	63	(308)224-4904	( ) - -	mjanep17@gmail.com	R	W
4132-191	Sonksen, Arlene F.	125	60	(308)234-3985	( ) - -	arlenesonksen@aol.com	R	W
4132-925	Wilner, Susan L.	117	63	(308)338-1516	( ) - -		R	W



# Newcomers 2019-20

## Big Apple Fun Center

This report is for scores bowled July 7 which is Week 26 of 27

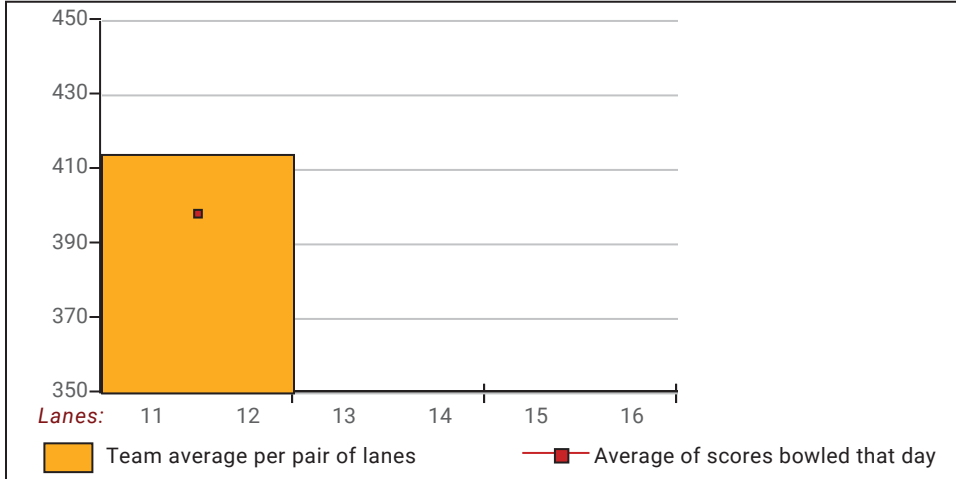
### This Week's Statistics: Lefties vs Righties

Unless designated left handed, bowlers are considered right handed.

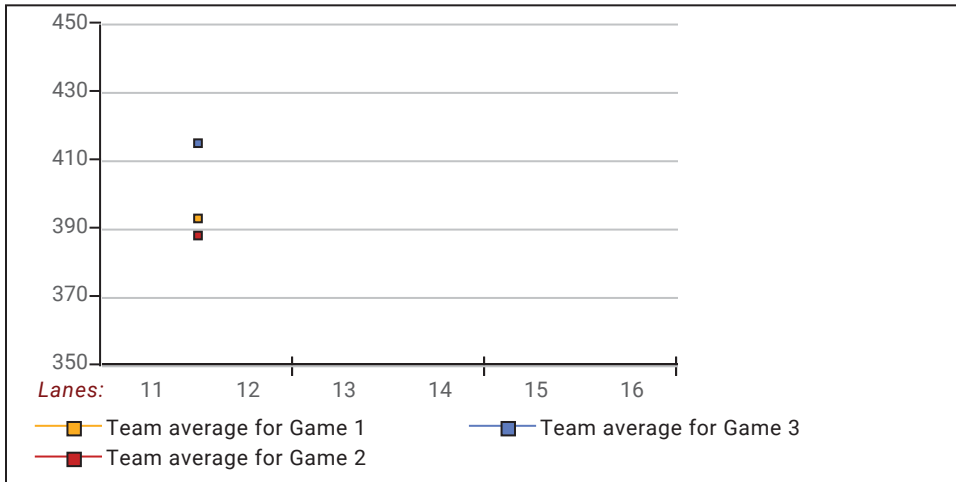
	Over All	Right	Left
How many people bowled	6	6	0
Number of games bowled	18	18	0
Actual average of week's scores	133.00	133.00	0.00
How many games above average	6	6	0
How many games below average	11	11	0
Pins above/below average per game	-5.00	-5.00	0.00
How many people raised average	1	1	--
by this amount	0.61	0.61	0.00
How many people went down	5	5	--
by this amount	-0.45	-0.45	0.00
League average before bowling	138.31	138.31	0.00
League average after bowling	138.04	138.04	0.00
Change in league average	-0.27	-0.27	0.00
800s	--	--	--
775s	--	--	--
750s	--	--	--
725s	--	--	--
700s	--	--	--
675s	--	--	--
650s	--	--	--
625s	--	--	--
600s	--	--	--
575s	--	--	--
550s	--	--	--
525s	--	--	--
500s	--	--	--
475s	--	--	--
450s	1	1	--
425s	1	1	--
400s	1	1	--
below 400	3	3	--
300s	--	--	--
275s	--	--	--
250s	--	--	--
225s	--	--	--
200s	--	--	--
175s	--	--	--
150s	4	4	--
125s	6	6	--
100s	8	8	--
below 100	--	--	--

This report is for scores bowled July 7 which is Week 26 of 27

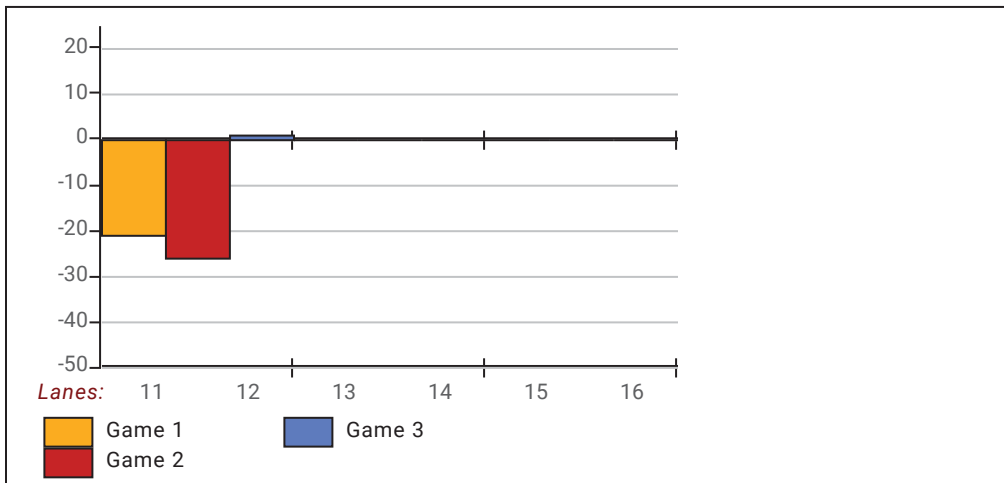
**Team Average vs Avg of Scores**



**Average of Scores for Each Game**

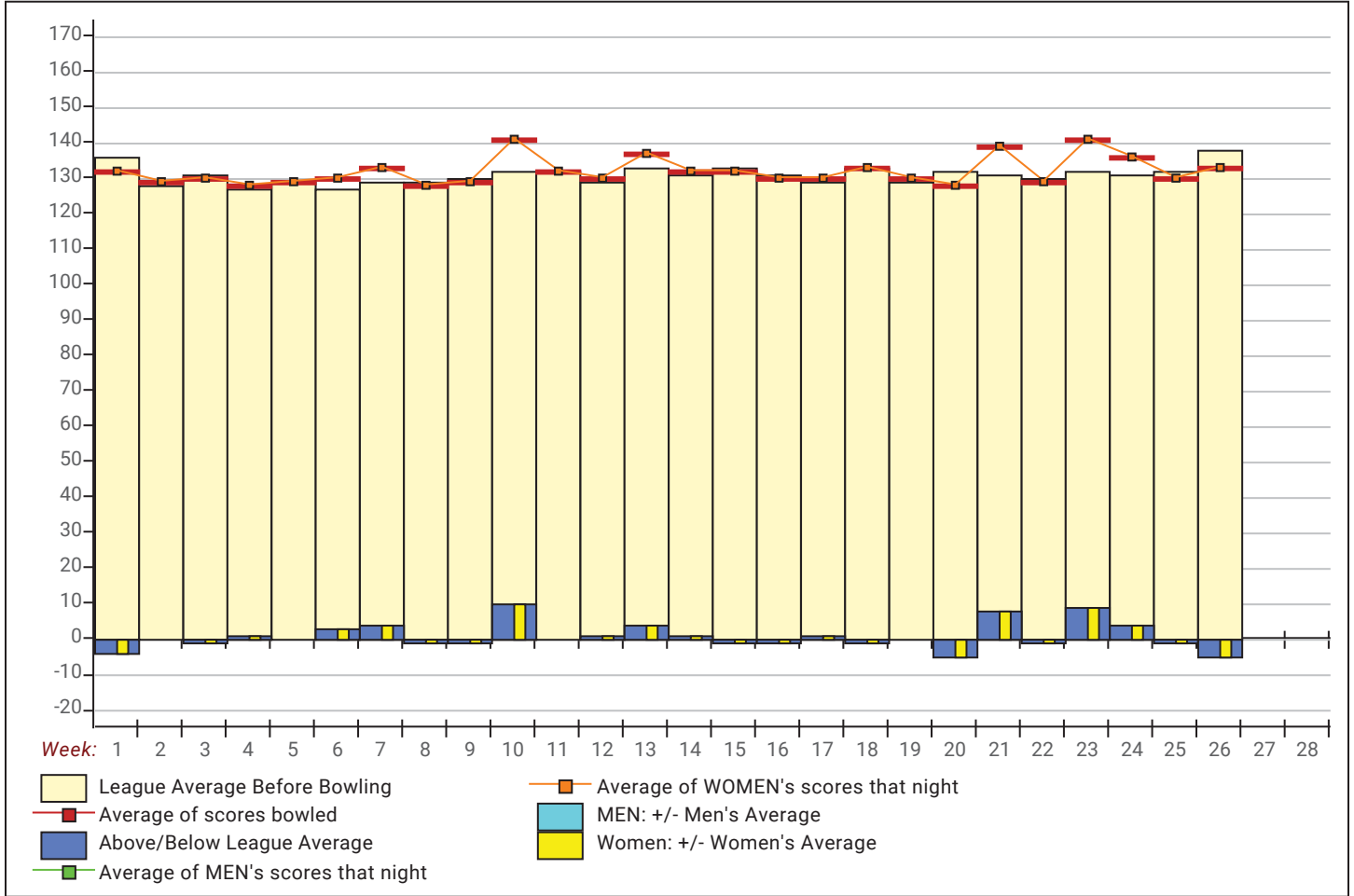


**Amount Over/Under Team Average**



This report is for scores bowled July 7 which is Week 26 of 27

**League Average Week-by-Week**



**League Average Statistics for Last Week**

	League	Right Hand	Left Hand
League Average Before Bowling	138.31	138.31	
Average of scores bowled that night	133.00	133.00	
New League Average After Bowling	138.04	138.04	
Change in League Average	-.27	-.27	
People Who Bowled Over Average	1	1	
People Who Bowled Under Average	5	5	
Average Amount of Series Over Avg	41.00	41.00	
Average Amount of Series Under Avg	-26.20	-26.20	
Difference Avg, NiteAvg	-5.00	-5.00	
Number of Bowlers	6	6	
Number of Games Bowled	18	18	
People Who Raised Their Average	1	1	
Raised By an Average of This Amount	.61	.61	
People Who Lowered Their Average	5	5	
Lowered By an Average of This Amou	-.45	-.45	
Number of Games Bowled Over Avera	6	6	
Number of Games Bowled Under Avera	11	11	

Note: Averages are based only on people who bowled.

## Newcomers 2019-20

### Big Apple Fun Center

Lanes 11 - 16

#### Team Standings

Place	Team Name	Avg p/gm	Points Won	Points Lost	Year-To-Date WON	Y-T-D LOST
1	The Hits	402	3	1	54 ½	49 ½
2	Tub's Pub	411	1	3	59 ½	44 ½

#### Last Week's Top Scores

Scratch Game		Scratch Series		Handicap Game		Handicap Series	
174	Lynda Ogle	464	Lynda Ogle	221	Lynda Ogle	605	Lynda Ogle
168	Pat Bowie	426	Pat Bowie	207	Pat Bowie	543	Pat Bowie
156	Linda Fees	410	Linda Fees	200	Linda Fees	542	Linda Fees
143	Michelle Peterson	387	Michelle Peterson	190	Donna Michel	538	Donna Michel
130	Donna Michel	358	Donna Michel	188	Lynn Eacker	532	Lynn Eacker
127	Lynn Eacker	349	Lynn Eacker	188	Michelle Peterson	522	Michelle Peterson

# Newcomers 2019-20

Wednesday 9:00 am

## Big Apple Fun Center

Lanes 3 - 8

President: Linda Fees

Secretary/Treasurer: Jodi Daily

### Team Standings

Place	#	Team Name	Points Won	Points Lost	%Won	Pins + HDCP	Scratch Pins	Avg p/gm	Year-To-Date WON	Y-T-D LOST	Y-T-D % WON
1	3	Hits & Mrs	4	0	100.0	45587	32582	402	58 ½	49 ½	54.2
2	4	Tub's Pub	0	4		44107	32113	411	59 ½	48 ½	55.1
3	1	Pin Drops				43723	30415	389	62	42	59.6
4	6	Day Dreamers				41873	30209	402	50 ½	53 ½	48.5
5	5	Bowlin' Babes				41698	29692	395	39	65	37.5
6	2	Gutter Gals				41129	26759	356	38 ½	65 ½	37.0

### Review of Last Week's Bowling.....

Lanes	Team Name	HDCP -1-	HDCP -2-	HDCP -3-	HDCP Total	Last Wk WON	Team Name	HDCP -1-	HDCP -2-	HDCP -3-	HDCP Total	Last Wk WON
3-4	Pin Drops	491	536	523	1550	0	<---> Hits & Mrs	571	542	535	1648	4

**Thanks for bowling! We hope you had a good time. See you next season!**

### Last Week's Top Scores

Team Scratch Game		Team Scratch Series		Team Handicap Game		Team Handicap Series	
418	Hits & Mrs	1189	Hits & Mrs	571	Hits & Mrs	1648	Hits & Mrs
370	Pin Drops	1052	Pin Drops	536	Pin Drops	1550	Pin Drops
Scratch Game		Scratch Series		Handicap Game		Handicap Series	
183	Michelle Peterson	474	Michelle Peterson	229	Michelle Peterson	612	Michelle Peterson
161	Beth Bryan	422	Beth Bryan	213	Beth Bryan	578	Beth Bryan
141	Carey Johnson	374	Lynda Ogle	203	Carey Johnson	521	Donna Michel
127	Lynda Ogle	341	Donna Michel	185	Donna Michel	515	Lynda Ogle
125	Donna Michel	328	Carey Johnson	174	Lynda Ogle	514	Carey Johnson
110	Sheryl Cochran	302	Sheryl Cochran	162	Sheryl Cochran	458	Sheryl Cochran

### Season High Scores

Team Scratch Game		Team Scratch Series		Team Handicap Game		Team Handicap Series	
515	Hits & Mrs	1384	Tub's Pub	672	Hits & Mrs	1858	Tub's Pub
514	Tub's Pub	1352	Hits & Mrs	672	Tub's Pub	1848	Hits & Mrs
482	Day Dreamers	1308	Pin Drops	639	Pin Drops	1830	Pin Drops
477	Pin Drops	1307	Day Dreamers	631	Day Dreamers	1769	Day Dreamers
463	Bowlin' Babes	1268	Bowlin' Babes	620	Bowlin' Babes	1760	Bowlin' Babes
431	Gutter Gals	1174	Gutter Gals	615	Gutter Gals	1720	Gutter Gals
Scratch Game		Scratch Series		Handicap Game		Handicap Series	
205	Linda Fees	532	Jodi Daily	253	Lynda Ogle	685	Michelle Peterson
205	Lynda Ogle	514	Michelle Peterson	253	Michelle Peterson	664	Jodi Daily
204	Michelle Peterson	504	Linda Fees	249	Linda Fees	657	Beth Bryan
199	Jodi Daily	498	Beth Bryan	246	Debra Kermmoade	637	Lynn Eacker
191	Marci Benson	483	Lynda Ogle	242	Lynn Eacker	636	Linda Fees
189	Debra Kermmoade	476	Marci Benson	239	Jodi Daily	633	Lynda Ogle
186	Beth Bryan	456	Debra Kermmoade	238	Beth Bryan	630	Debra Kermmoade

**Team Rosters**

**1 - Pin Drops**

Name	Avg	HDCP	Pins	Gms	High Game	High Sers	HDCP Game	HDCP Sers	Most Improved Avg +/-	To Raise Avg +1	To Drop Avg -1	Weekly Over Avg Series Avg +/-
Sheryl Cochran	132	54	7158	54	167	456	223	620	136 -3.44	423	365	302 - 402=-100
Beth Bryan	135	52	7749	57	186	498	238	657	133 +2.95	411	350	422 - 405=17
Debra Kermmoade	130	56	7809	60	189	456	246	630	129 +1.15	444	380	
Carey Johnson	122	62	6226	51	165	430	229	632	120 +2.08	416	361	328 - 366=-38

**2 - Gutter Gals**

Name	Avg	HDCP	Pins	Gms	High Game	High Sers	HDCP Game	HDCP Sers	Most Improved Avg +/-	To Raise Avg +1	To Drop Avg -1	Weekly Over Avg Series Avg +/-
Jo Bendfeldt	135	52	810	6	194	422	198	532		414	404	
Arlene Sonksen	125	60	7527	60	153	404	213	596	124 +1.45	411	347	
Barb Harms	111	71	7365	66	154	399	226	615	115 -3.41	363	293	
Susan Wilner	117	66	7430	63	153	404	223	614	112 +5.94	358	291	

**3 - Hits & Mrs**

Name	Avg	HDCP	Pins	Gms	High Game	High Sers	HDCP Game	HDCP Sers	Most Improved Avg +/-	To Raise Avg +1	To Drop Avg -1	Weekly Over Avg Series Avg +/-
Michelle Peterson	143	45	9482	66	204	514	253	685	137 +6.67	454	384	474 - 426=48
Donna Michel	124	60	8578	69	166	430	229	618	119 +5.32	422	349	341 - 372=-31
Lynda Ogle	141	47	9731	69	205	483	253	633	138 +3.03	493	420	374 - 423=-49

**4 - Tub's Pub**

Name	Avg	HDCP	Pins	Gms	High Game	High Sers	HDCP Game	HDCP Sers	Most Improved Avg +/-	To Raise Avg +1	To Drop Avg -1	Weekly Over Avg Series Avg +/-
Linda Fees	145	44	9573	66	205	504	249	636	147 -1.95	501	431	
Lynn Eacker	122	62	9218	75	179	434	242	637	113 +9.91	376	297	
Pat Bowie	150	40	6783	45	220	517	265	652	151 -0.27	465	416	
Steph Meier	135	52	4481	33	179	472	234	637	126 +9.79	415	378	

**5 - Bowlin' Babes**

Name	Avg	HDCP	Pins	Gms	High Game	High Sers	HDCP Game	HDCP Sers	Most Improved Avg +/-	To Raise Avg +1	To Drop Avg -1	Weekly Over Avg Series Avg +/-
Bronte Nielsen	121	63	8771	72	175	430	236	624	124 -2.18	379	303	
Crystal Dailey	130	56	7422	57	175	454	231	622	128 +2.21	438	377	
Jodi Daily	145	44	9632	66	199	532	239	664	147 -1.06	442	372	
Jo Johnson	134	52	2427	18	170	433	226	592		408	386	

**6 - Day Dreamers**

Name	Avg	HDCP	Pins	Gms	High Game	High Sers	HDCP Game	HDCP Sers	Most Improved Avg +/-	To Raise Avg +1	To Drop Avg -1	Weekly Over Avg Series Avg +/-
Jen Landanger	146	43	4848	33	187	490	233	628	145 +1.91	444	407	
Lori Donohoe	132	54	3969	30	165	432	220	595	135 -2.70	420	386	
Judy Glover	113	69	2378	21	163	429	236	654	113 +0.24	358	333	
Marci Benson	138	49	9555	69	191	476	232	608	145 -6.52	453	380	
Deb Gibbs	131	55	5529	42	172	436	232	610	127 +4.64	411	365	

**Individual High Averages**

145.94 Jodi Daily	145.05 Linda Fees	143.67 Michelle Peterson
141.03 Lynda Ogle	138.48 Marci Benson	135.95 Beth Bryan
130.21 Crystal Dailey	130.15 Debra Kermmoade	125.45 Arlene Sonksen

**Most Improved Average**

113 to 122.91 = +9.91 Lynn Eacker	137 to 143.67 = +6.67 Michelle Peterson	112 to 117.94 = +5.94 Susan Wilner
119 to 124.32 = +5.32 Donna Michel	138 to 141.03 = +3.03 Lynda Ogle	133 to 135.95 = +2.95 Beth Bryan

**Most Un-Improved Averages**

145 to 138.48 = -6.52 Marci Benson	136 to 132.56 = -3.44 Sheryl Cochran	115 to 111.59 = -3.41 Barb Harms
135 to 132.30 = -2.70 Lori Donohoe	124 to 121.82 = -2.18 Bronte Nielsen	147 to 145.05 = -1.95 Linda Fees

# Newcomers 2019-20

## Big Apple Fun Center

### Reprint of Scores -- Week 27

#### Lane 3 1 - Pin Drops Week 27 7/14/2020

Name	Old	Old	HDCP				
	Avg	HDCP	-1-	-2-	-3-	Total	Total
Sheryl S. Cochran	134	52	87	110	105	302	458
Carey Johnson	122	62	77	110	141	328	514
Beth Bryan	135	52	161	150	111	422	578
			====	====	====	====	====
Scratch Total			325	370	357	1052	1052
Handicap			166	166	166		498
Total			491	536	523	1052	1550
Team Points Won			0.0	0.0	0.0	0.0	0.0

#### Lane 4 3 - Hits & Mrs Week 27 7/14/2020

Name	Old	Old	HDCP				
	Avg	HDCP	-1-	-2-	-3-	Total	Total
Michelle J. Peterson	142	46	183	159	132	474	612
Donna J. Michel	124	60	108	108	125	341	521
Lynda M. Ogle	141	47	127	122	125	374	515
			====	====	====	====	====
Scratch Total			418	389	382	1189	1189
Handicap			153	153	153		459
Total			571	542	535	1189	1648
Team Points Won			1.0	1.0	1.0	4.0	4.0

# Newcomers 2019-20

## Big Apple Fun Center

### Change in Average

Name	-----Old-----		Old						---Average Change---			Weekly Over Avg
	Pins	Games	Avg	-1-	-2-	-3-	Total	New	Old	----> +/-	Series Avg +/-	
Jo Bendfeldt	810	6	135				0	135.00	- 135.00	= 0.00		
Marci A. Benson	9555	69	138				0	138.48	- 138.48	= 0.00		
Pat L. Bowie	6783	45	150				0	150.73	- 150.73	= 0.00		
Beth Bryan	7327	54	135	161	150	111	422	135.95	- 135.69	= 0.26	422 - 405=17	
Sheryl S. Cochran	6856	51	134	87	110	105	302	132.56	- 134.43	= -1.88	302 - 402=-100	
Crystal S. Dailey	7422	57	130				0	130.21	- 130.21	= 0.00		
Jodi Daily	9632	66	145				0	145.94	- 145.94	= 0.00		
Lori A. Donohoe	3969	30	132				0	132.30	- 132.30	= 0.00		
Lynn R. Eacker	9218	75	122				0	122.91	- 122.91	= 0.00		
Linda K. Fees	9573	66	145				0	145.05	- 145.05	= 0.00		
Deb Gibbs	5529	42	131				0	131.64	- 131.64	= 0.00		
Judy A. Glover	2378	21	113				0	113.24	- 113.24	= 0.00		
Barb Harms	7365	66	111				0	111.59	- 111.59	= 0.00		
Carey Johnson	5898	48	122	77	110	141	328	122.08	- 122.88	= -0.80	328 - 366=-38	
Jo Johnson	2427	18	134				0	134.83	- 134.83	= 0.00		
Debra K. Kermmoade	7809	60	130				0	130.15	- 130.15	= 0.00		
Jen Landanger	4848	33	146				0	146.91	- 146.91	= 0.00		
Steph Meier	4481	33	135				0	135.79	- 135.79	= 0.00		
Donna J. Michel	8237	66	124	108	108	125	341	124.32	- 124.80	= -0.48	341 - 372=-31	
Bronte M. Nielsen	8771	72	121				0	121.82	- 121.82	= 0.00		
Lynda M. Ogle	9357	66	141	127	122	125	374	141.03	- 141.77	= -0.74	374 - 423=-49	
Michelle J. Peterson	9008	63	142	183	159	132	474	143.67	- 142.98	= 0.68	474 - 426=48	
Arlene F. Sonksen	7527	60	125				0	125.45	- 125.45	= 0.00		
Susan L. Wilner	7430	63	117				0	117.94	- 117.94	= 0.00		



# Newcomers 2019-20

## Big Apple Fun Center

### High Average Listing

<u>Name</u>	<u>True Average</u>	<u>Pins</u>	<u>Gms</u>	<u>To Raise Avg +1</u>	<u>To Drop Avg -1</u>
Pat L. Bowie	150.73	6783	45	465	416
Jen Landanger	146.91	4848	33	444	407
Jodi Daily	145.94	9632	66	442	372
Linda K. Fees	145.05	9573	66	501	431
Michelle J. Peterson	143.67	9482	66	454	384
Lynda M. Ogle	141.03	9731	69	493	420
Marci A. Benson	138.48	9555	69	453	380
Beth Bryan	135.95	7749	57	411	350
Steph Meier	135.79	4481	33	415	378
Jo Bendfeldt	135.00	810	6	414	404
Jo Johnson	134.83	2427	18	408	386
Sheryl S. Cochran	132.56	7158	54	423	365
Lori A. Donohoe	132.30	3969	30	420	386
Deb Gibbs	131.64	5529	42	411	365
Crystal S. Dailey	130.21	7422	57	438	377
Debra K. Kermmoade	130.15	7809	60	444	380
Arlene F. Sonksen	125.45	7527	60	411	347
Donna J. Michel	124.32	8578	69	422	349
Lynn R. Eacker	122.91	9218	75	376	297
Carey Johnson	122.08	6226	51	416	361
Bronte M. Nielsen	121.82	8771	72	379	303
Susan L. Wilner	117.94	7430	63	358	291
Judy A. Glover	113.24	2378	21	358	333
Barb Harms	111.59	7365	66	363	293

# Newcomers 2019-20

## Big Apple Fun Center

\* Bowlers listed must have a minimum of 21 games.

Note: This report includes information through July 14 which is Week 27 of 27

### Most Improved Averages

Name	True Average	Most Improved Avg	+/-	Name	True Average	Most Improved Avg	+/-
Eacker, Lynn R.	122.91	113	+9.91	Sonksen, Arlene F.	125.45	124	+1.45
Meier, Steph	135.79	126	+9.79	Kermmoade, Debra K.	130.15	129	+1.15
Peterson, Michelle J.	143.67	137	+6.67	Glover, Judy A.	113.24	113	+0.24
Wilner, Susan L.	117.94	112	+5.94	Bowie, Pat L.	150.73	151	-0.27
Michel, Donna J.	124.32	119	+5.32	Daily, Jodi	145.94	147	-1.06
Gibbs, Deb	131.64	127	+4.64	Fees, Linda K.	145.05	147	-1.95
Ogle, Lynda M.	141.03	138	+3.03	Nielsen, Bronte M.	121.82	124	-2.18
Bryan, Beth	135.95	133	+2.95	Donohoe, Lori A.	132.30	135	-2.70
Dailey, Crystal S.	130.21	128	+2.21	Harms, Barb	111.59	115	-3.41
Johnson, Carey	122.08	120	+2.08	Cochran, Sheryl S.	132.56	136	-3.44
Landanger, Jen	146.91	145	+1.91	Benson, Marci A.	138.48	145	-6.52

# Newcomers 2019-20

## Big Apple Fun Center

### Most Pins Over Average

Name	-----Old-----		Old					---Average Change---			Weekly Over Avg	
	Pins	Games	Avg	-1-	-2-	-3-	Total	New - Old	--->	+/-	Series Avg +/-	
Michelle J. Peterson	9008	63	142	183	159	132	474	143.67	-	142.98	= 0.68	474 - 426=48
Beth Bryan	7327	54	135	161	150	111	422	135.95	-	135.69	= 0.26	422 - 405=17
Donna J. Michel	8237	66	124	108	108	125	341	124.32	-	124.80	= -0.48	341 - 372=-31
Carey Johnson	5898	48	122	77	110	141	328	122.08	-	122.88	= -0.80	328 - 366=-38
Lynda M. Ogle	9357	66	141	127	122	125	374	141.03	-	141.77	= -0.74	374 - 423=-49
Sheryl S. Cochran	6856	51	134	87	110	105	302	132.56	-	134.43	= -1.88	302 - 402=-100

# Newcomers 2019-20

## Big Apple Fun Center

### Alphabetic League Bowler Contact List

USBC							Bowling		
ID Number	Name	Avg	Gms	Phone	Phone	E-mail	Hand	Sex	
4132-189	Bendfeldt, Jo	135	6	(308)234-9190	(308)627-7449		R	W	
4132-143	Benson, Marci A.	138	69	(308)627-5585	(308)236-9128	bensonbunch5@hotmail.com	R	W	
4132-177	Bowie, Pat L.	150	45	(308)440-0555	( ) - -	patsem@frontiernet.net	R	W	
4132-80	Bryan, Beth	135	57	(308)856-4346	( ) - -		R	W	
4132-1392	Cochran, Sheryl S.	132	54	(308)440-0159	( ) - -		R	W	
4132-565	Dailey, Crystal S.	130	57	(308)440-2439	( ) - -	crystaldailey@charter.net	R	W	
4144-25	Daily, Jodi	145	66	(308)458-9806	(308)234-6770	djdaily@frontiernet.net	L	W	
4132-155	Donohoe, Lori A.	132	30	(308)237-1316	(308)627-3965	ladonohoe64@gmail.com	R	W	
4132-179	Eacker, Lynn R.	122	75	(308)440-6665	( ) - -	eackersfords@charter.net	R	W	
4132-178	Fees, Linda K.	145	66	(308)627-6143	(308)457-3303	kfees@kearney.net	R	W	
4132-156	Gibbs, Deb	131	42	(308)627-5338	( ) - -	the4gibbs@yahoo.com	R	W	
4132-576	Glover, Judy A.	113	21	(308)627-5686	( ) - -	judyannlover@hotmail.com	R	W	
4132-190	Harms, Barb	111	66	(308)237-5561	(308)293-0532	barbaharms@gmail.com	R	W	
9726-4221	Johnson, Carey	122	51	(816)214-7544	( ) - -		R	W	
4132-4	Johnson, Jo	134	18	(308)627-5744	(308)237-3045	jimanjo@charter.net	R	W	
4092-89	Kermmoade, Debra K.	130	60	(402)314-8441	( ) - -	dkermmoade@hotmail.com	R	W	
4132-1255	Landanger, Jen	146	33	(308)293-3915	( ) - -	jmlandanger@charter.net	R	W	
4132-985	Meier, Steph	135	33	(308)627-6131	( ) - -	bowie2meier@yahoo.com	R	W	
4136-404	Michel, Donna J.	124	69	(308)440-9402	( ) - -	de.michel@gmail.com	R	W	
4136-315	Nielsen, Bronte M.	121	72	(308)440-3527	( ) - -	darbro2@charter.net	R	W	
4132-1198	Ogle, Lynda M.	141	69	(256)655-8996	( ) - -		R	W	
4132-1524	Peterson, Michelle J.	143	66	(308)224-4904	( ) - -	mjanep17@gmail.com	R	W	
4132-191	Sonksen, Arlene F.	125	60	(308)234-3985	( ) - -	arlenesonksen@aol.com	R	W	
4132-925	Wilner, Susan L.	117	63	(308)338-1516	( ) - -		R	W	

# Newcomers 2019-20

## Big Apple Fun Center

This report is for scores bowled July 14 which is Week 27 of 27

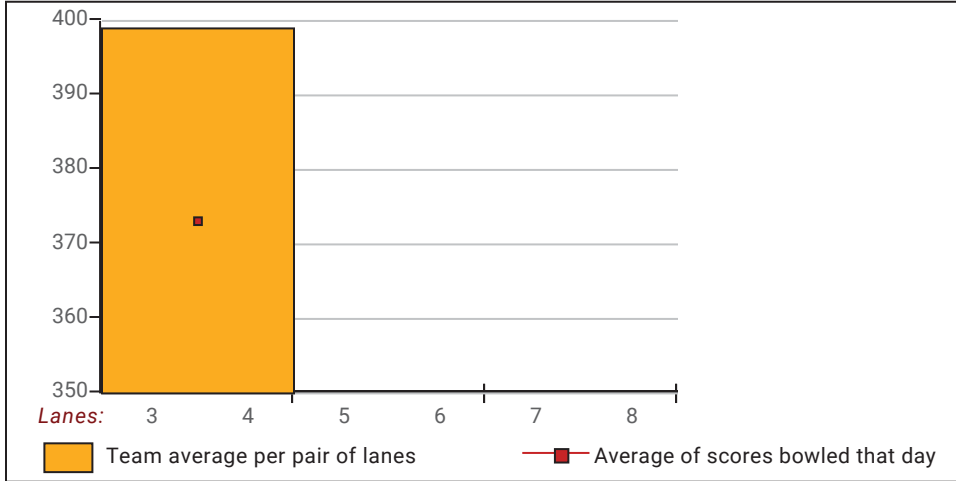
### This Week's Statistics: Lefties vs Righties

Unless designated left handed, bowlers are considered right handed.

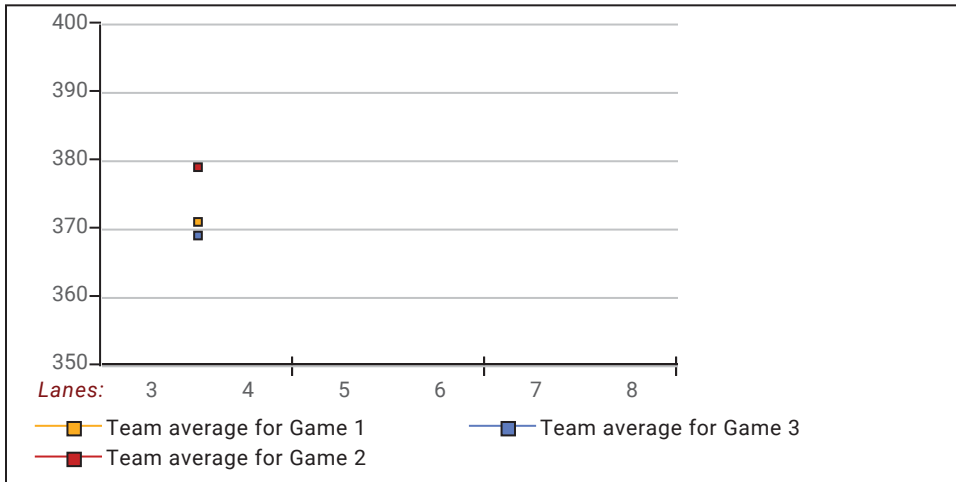
	Over All	Right	Left
How many people bowled	6	6	0
Number of games bowled	18	18	0
Actual average of week's scores	124.50	124.50	0.00
How many games above average	6	6	0
How many games below average	12	12	0
Pins above/below average per game	-8.50	-8.50	0.00
How many people raised average	2	2	--
by this amount	0.47	0.47	0.00
How many people went down	4	4	--
by this amount	-0.98	-0.98	0.00
League average before bowling	133.76	133.76	0.00
League average after bowling	133.27	133.27	0.00
Change in league average	-0.49	-0.49	0.00
800s	--	--	--
775s	--	--	--
750s	--	--	--
725s	--	--	--
700s	--	--	--
675s	--	--	--
650s	--	--	--
625s	--	--	--
600s	--	--	--
575s	--	--	--
550s	--	--	--
525s	--	--	--
500s	--	--	--
475s	--	--	--
450s	1	1	--
425s	--	--	--
400s	1	1	--
below 400	4	4	--
300s	--	--	--
275s	--	--	--
250s	--	--	--
225s	--	--	--
200s	--	--	--
175s	1	1	--
150s	3	3	--
125s	5	5	--
100s	7	7	--
below 100	2	2	--

This report is for scores bowled July 14 which is Week 27 of 27

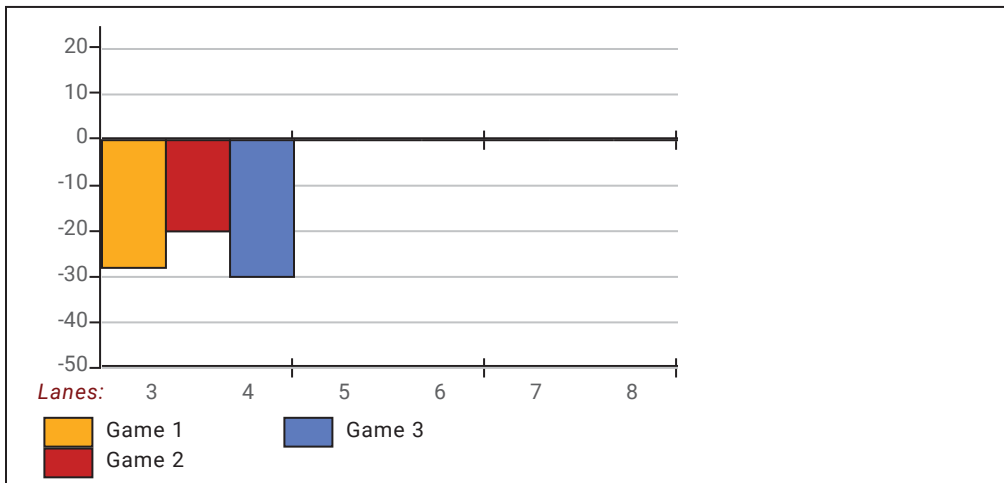
**Team Average vs Avg of Scores**



**Average of Scores for Each Game**

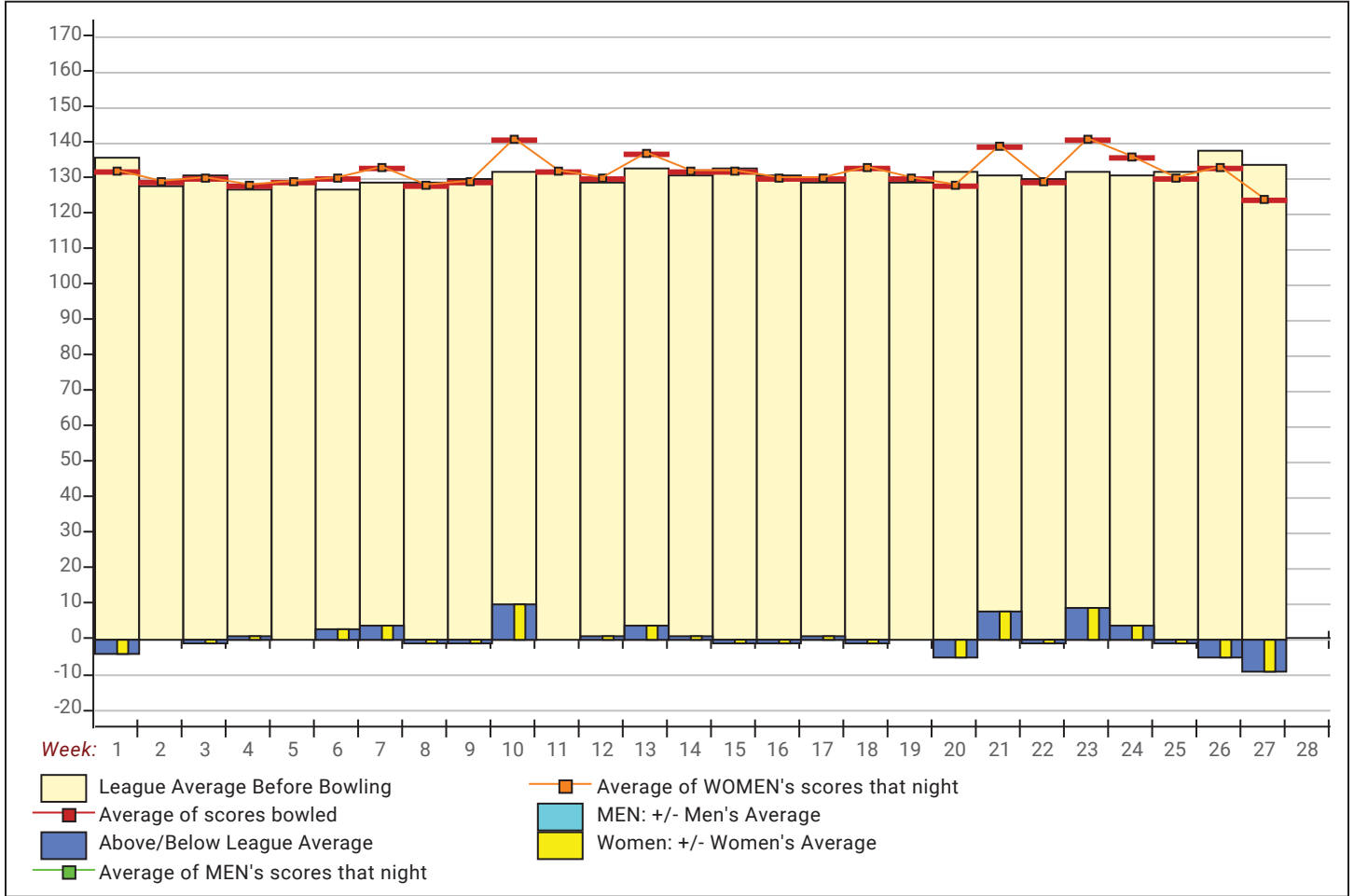


**Amount Over/Under Team Average**



This report is for scores bowled July 14 which is Week 27 of 27

**League Average Week-by-Week**



**League Average Statistics for Last Week**

	League	Right Hand	Left Hand
League Average Before Bowling	133.76	133.76	
Average of scores bowled that night	124.50	124.50	
New League Average After Bowling	133.27	133.27	
Change in League Average	-.49	-.49	
People Who Bowled Over Average	2	2	
People Who Bowled Under Average	4	4	
Average Amount of Series Over Avg	32.50	32.50	
Average Amount of Series Under Avg	-54.50	-54.50	
Difference Avg, NiteAvg	-8.50	-8.50	
Number of Bowlers	6	6	
Number of Games Bowled	18	18	
People Who Raised Their Average	2	2	
Raised By an Average of This Amount	.47	.47	
People Who Lowered Their Average	4	4	
Lowered By an Average of This Amou	-.98	-.98	
Number of Games Bowled Over Avera	6	6	
Number of Games Bowled Under Avera	12	12	

**Note: Averages are based only on people who bowled.**

## Newcomers 2019-20

### Big Apple Fun Center

#### Team Standings

Place	Team Name	Avg p/gm	Points Won	Points Lost	Year-To-Date WON	Y-T-D LOST
1	Hits & Mrs	402	4	0	58 ½	49 ½
2	Tub's Pub	411	0	4	59 ½	48 ½
3	Pin Drops	389			62	42
4	Day Dreamers	402			50 ½	53 ½
5	Bowlin' Babes	395			39	65
6	Gutter Gals	356			38 ½	65 ½

\*\*\* Although not shown, standings are determined by points only for the current part

#### Last Week's Top Scores

Scratch Game		Scratch Series		Handicap Game		Handicap Series	
183	Michelle Peterson	474	Michelle Peterson	229	Michelle Peterson	612	Michelle Peterson
161	Beth Bryan	422	Beth Bryan	213	Beth Bryan	578	Beth Bryan
141	Carey Johnson	374	Lynda Ogle	203	Carey Johnson	521	Donna Michel
127	Lynda Ogle	341	Donna Michel	185	Donna Michel	515	Lynda Ogle
125	Donna Michel	328	Carey Johnson	174	Lynda Ogle	514	Carey Johnson
110	Sheryl Cochran	302	Sheryl Cochran	162	Sheryl Cochran	458	Sheryl Cochran