

Monday 6:30 pm

Big Apple Fun Center

Lanes 1 - 14

President: Chuck Brisbin is on Lane 8 (308)440-2265 Huskers300@gmail.com

Vice President: Tom McLeod is on Lane 13 (308)440-2091 tmcLeod221@gmail.com

Secretary/Treasurer: Gary Hatcher is on Lane 1 (308)238-3914 gary.hatcher@charter.net

Team Standings

Place	#	Team Name	Points Won	Points Lost	%Won	Pins + HDCP	Scratch Pins	Avg p/gm	Year-To-Date WON	Y-T-D LOST	Y-T-D % WON
1	2	Cunningham's Journal	258	142	64.5	33557	27428	914	258	142	64.5
2	12	Wilke Contracting	249	151	62.3	33323	22418	747	249	151	62.3
3	9	Chicken Coop	238	162	59.5	32550	28404	946	238	162	59.5
4	1	Old Chicago	231	169	57.8	32878	26109	870	231	169	57.8
5	11	Kirkland Siding	215½	184½	53.9	32900	25331	844	215½	184½	53.9
6	7	Lethal Injection Diesel Servi	201	199	50.3	32647	23128	770	201	199	50.3
7	10	The New Guys	193½	206½	48.4	32946	22803	760	193½	206½	48.4
8	3	Big Apple Fun Center	191½	208½	47.9	32400	27546	918	191½	208½	47.9
9	8	DMilaco	179½	220½	44.9	32280	21705	723	179½	220½	44.9
10	6	Eustis Body Shop	177	223	44.3	32383	29578	985	177	223	44.3
11	4	West	168½	231½	42.1	32410	26254	875	168½	231½	42.1
12	5	Mad Doctors	159½	240½	39.9	32528	22133	737	159½	240½	39.9
13	13	Auto Central	129	271	32.3	32539	24139	804	129	271	32.3
14	14	Draw Team	209	191		32560	24543	818	209	191	52.3

Review of Last Week's Bowling.....

Lanes	Team Name	HDCP -1-	HDCP -2-	HDCP -3-	HDCP Total	Last Wk WON	Team Name	HDCP -1-	HDCP -2-	HDCP -3-	HDCP Total	Last Wk WON
1-2	Wilke Contracting	1073	1073	1082	3228	6	<--> Cunningham's Journal	1118	1189	1083	3390	34
3-4	Old Chicago	1040	1148	1073	3261	13	<--> Chicken Coop	1137	1137	1129	3403	27
5-6	Kirkland Siding	1089	1085	989	3163	19	<--> Lethal Injection Diesel	1010	1076	1110	3196	21
7-8	Big Apple Fun Center	1084	1080	1128	3292	17½	<--> The New Guys	1103	1080	1114	3297	22½
9-10	Eustis Body Shop	1052	1079	1073	3204	13	<--> DMilaco	986	1119	1118	3223	27
11-12	Mad Doctors	1120	1057	1068	3245	10	<--> West	1135	1151	1121	3407	30
13-14	Auto Central	1087	1076	1083	3246	13	<--> Draw Team	1084	1080	1128	3292	27

Lane Assignments

	1-2	3-4	5-6	7-8	9-10	11-12	13-14
Wk11 11/18	4-11	14- 8	6- 2	5- 9	10-12	7- 3	1-13
Wk12 11/25	9-14	4- 1	11- 5	8-12	7-13	2-10	6- 3
Wk13 12/02	10- 3	6-11	12-14	13- 4	2- 8	1- 9	5- 7

Last Week's Top Scores

Team Scratch Game	Team Scratch Series	Team Handicap Game	Team Handicap Series
1033 Cunningham's Journal	3001 Chicken Coop	1189 Cunningham's Journal	3407 West
1003 Chicken Coop	2922 Cunningham's Journal	1151 West	3403 Chicken Coop
985 Eustis Body Shop	2922 Eustis Body Shop	1148 Old Chicago	3390 Cunningham's Jour
944 Old Chicago	2768 West	1137 Chicken Coop	3297 The New Guys
938 West	2671 Big Apple Fun Center	1128 Big Apple Fun Center	3292 Big Apple Fun Cent
921 Big Apple Fun Center	2649 Old Chicago	1120 Mad Doctors	3261 Old Chicago
863 Mad Doctors	2541 Auto Central	1119 DMilaco	3246 Auto Central
859 Kirkland Siding	2474 Mad Doctors	1114 The New Guys	3245 Mad Doctors
852 Auto Central	2473 Kirkland Siding	1110 Lethal Injection Diesel Serv	3228 Wilke Contracting
805 The New Guys	2370 The New Guys	1089 Kirkland Siding	3223 DMilaco
801 Lethal Injection Diesel Serv	2269 Lethal Injection Diesel Serv	1087 Auto Central	3204 Eustis Body Shop
766 DMilaco	2164 DMilaco	1082 Wilke Contracting	3196 Lethal Injection Die
715 Wilke Contracting	2127 Wilke Contracting	1079 Eustis Body Shop	3163 Kirkland Siding

Last Week's Top Scores - Continued

Scratch Game		Scratch Series		Handicap Game		Handicap Series	
263	Jeremy Dalland	712	Jeremy Dalland	297	Bob Stevens	795	Bob Stevens
258	Carter Hollis	710	Chuck Brisbin	287	Bill Kirkland	762	Justin Swaneck
257	Justin Swaneck	684	Justin Swaneck	284	Chris Lytle	755	Chuck Brisbin
257	Chuck Brisbin	659	Carter Hollis	283	Justin Swaneck	738	Kenny Wright
256	Chris Lytle	648	Sam Fread	281	David Hibberd	730	Bill Kirkland
246	Sam Fread	640	Shay Robinson	280	Kenny Wright	724	Dave Wilke
242	Tom Richmond	640	Chris Lytle	275	Dave Wilke	724	Chris Lytle
237	Dave Fread	638	Kelly McFadden	272	Chuck Brisbin	721	Jeremy Dalland
236	Shay Robinson	609	Bob Stevens	267	Tom Richmond	721	Dustin Lawless
235	Bob Stevens	595	Tom Richmond	266	Jeremy Dalland	719	Kevin Moriarty

Season High Scores

Team Scratch Game		Team Scratch Series		Team Handicap Game		Team Handicap Series	
1161	Eustis Body Shop	3316	Eustis Body Shop	1293	Kirkland Siding	3695	Cunningham's Jour
1059	Big Apple Fun Center	3116	Cunningham's Journal	1266	The New Guys	3635	Kirkland Siding
1056	Cunningham's Journal	3031	Big Apple Fun Center	1257	Cunningham's Journal	3600	Wilke Contracting
1047	Kirkland Siding	3001	Chicken Coop	1229	Eustis Body Shop	3578	The New Guys
1028	Chicken Coop	2897	Kirkland Siding	1223	Wilke Contracting	3520	Eustis Body Shop
1027	Old Chicago	2881	Old Chicago	1218	Mad Doctors	3471	Mad Doctors
968	West	2768	West	1206	Old Chicago	3462	Old Chicago
959	The New Guys	2657	The New Guys	1191	Lethal Injection Diesel Serv	3452	Auto Central
912	Wilke Contracting	2600	Lethal Injection Diesel Serv	1187	Auto Central	3413	Chicken Coop
909	Auto Central	2541	Auto Central	1182	West	3407	West
890	Mad Doctors	2487	Mad Doctors	1181	Chicken Coop	3391	Big Apple Fun Cent
876	Lethal Injection Diesel Serv	2478	Wilke Contracting	1180	Big Apple Fun Center	3372	DMilaco
802	DMilaco	2286	DMilaco	1172	DMilaco	3368	Lethal Injection Die

Scratch Game		Scratch Series		Handicap Game		Handicap Series	
300	Anthony Jenneman	834	Anthony Jenneman	300	Kenny Owen	834	Anthony Jenneman
279	Jeremy Dalland	740	Jeremy Dalland	300	Anthony Jenneman	828	Josh Krolkowski
276	Mike Brown	739	Dave Fread	300	Matt Cacy	816	John Krotz
264	Carter Hollis	733	Carter Hollis	299	John Krotz	795	Bob Stevens
259	Sam Fread	716	Kelly McFadden	298	Mike Brown	791	Bill Robinson
257	Justin Swaneck	710	Chuck Brisbin	297	Doug Giles	787	Mike Streeter
257	Chuck Brisbin	701	Mike Brown	297	Bob Stevens	786	Doug Houtz
257	Jason Feddersen	693	Sam Fread	297	Shawn Mizner	785	Lloyd Wilke
256	Gary Hatcher	687	Jason Feddersen	294	Gary Hatcher	785	Earl Rademacher
256	Chris Lytle	685	Brad Olson	294	Josh Krolkowski	783	Levi Clark
256	Kelly McFadden					783	Jeff Fruhling
256	Jarvis Culler						
256	Brad Olson						

Team Rosters

1 - Old Chicago

Name	Avg	HDCP	Pins	Gms	Points Won	High Game	High Sers	HDCP Game	HDCP Sers	Most Improved Avg +/-	To Raise Avg +1	To Drop Avg -1	Weekly Over Avg Series Avg +/-
Matt Cacy	140	75	3799	27	16.5	227	462	300	699	141 -0.30	431	400	427 - 420=7
Aaron Gottsch	163	52	1967	12	10.0	209	534	279	722		493	477	
Scott vonAschwege	171	44	3080	18	14.0	209	566	263	710		532	510	566 - 501=65
Darrin Karsten	172	43	3109	18	10.0	213	536	259	677		524	502	518 - 516=2
Ryan Clark	178	37	3740	21	14.0	236	641	287	770	178 +0.10	556	531	500 - 540=-40
Levi Clark	176	39	2116	12	14.5	226	579	293	783		539	523	
Tom McLeod	186	29	4469	24	12.0	247	614	274	671	189 -2.79	580	552	
Kelly McFadden	212	3	3829	18	15.0	256	716	268	752		644	622	638 - 636=2

2 - Cunningham's Journal

Name	Avg	HDCP	Pins	Gms	Points Won	High Game	High Sers	HDCP Game	HDCP Sers	Most Improved Avg +/-	To Raise Avg +1	To Drop Avg -1	Weekly Over Avg Series Avg +/-
Logan Albright	152	63	2746	18	11.0	223	539	283	743		467	445	
Josh Krolkowski	170	45	4615	27	28.0	227	629	294	828	163 +7.93	515	484	549 - 507=42
Doug Giles	166	49	5004	30	16.0	245	618	297	774	163 +3.80	507	473	464 - 504=-40
Chris Lytle	190	25	5131	27	19.5	256	640	284	724	186 +4.04	599	568	640 - 561=79
Jeff Fruhling	183	32	1655	9	12.0	226	618	281	783		553	540	557 - 549=8
Jerred Johnson	206	9	3096	15	14.0	236	679	265	730		630	611	
Jeremy Dalland	215	0	5181	24	15.0	279	740	279	740	212 +3.88	651	623	712 - 636=76

3 - Big Apple Fun Center

Name	Avg	HDCP	Pins	Gms	Points	High	High	HDCP	HDCP	Most Improved		To Raise	To Drop	Weekly Over Avg
					Won	Game	Sers	Game	Sers	Avg +/-	Avg +1	Avg -1	Series Avg +/-	
Jason Feddersen	200	15	4215	21	9.0	257	687	279	723	200	+0.71	609	584	
Kenny Owen	169	46	3049	18	11.0	244	595	300	763			521	499	556 - 498=58
Mark Elstermeier	169	46	1528	9	4.5	213	562	270	733			512	499	490 - 519=-29
Doug Samuelson	137	78	2881	21	16.0	169	462	251	708	137	+0.19	431	406	414 - 411=3
Nick Kidd	181	34	2175	12	8.0	223	552	258	657			555	539	552 - 540=12
Jared Samuelson	196	19	4704	24	19.0	244	655	256	703	197	-1.00	615	587	
Bob Vogt	174	41	2095	12	7.5	247	552	292	687			530	514	
Carter Hollis	213	2	6407	30	16.0	264	733	268	736	214	-0.43	655	621	659 - 636=23

4 - West

Name	Avg	HDCP	Pins	Gms	Points	High	High	HDCP	HDCP	Most Improved		To Raise	To Drop	Weekly Over Avg
					Won	Game	Sers	Game	Sers	Avg +/-	Avg +1	Avg -1	Series Avg +/-	
Ivan Stones	163	52	4907	30	10.0	234	555	273	684	168	-4.43	505	471	465 - 492=-27
John Nikkila	173	42	4697	27	24.0	219	591	264	723	171	+2.96	523	492	501 - 522=-21
Bob Stevens	158	57	4740	30	12.5	235	609	297	795	151	+7.00	507	473	609 - 459=150
Gary Hatcher	180	35	4877	27	18.0	256	580	294	685	182	-1.37	553	522	509 - 546=-37
Justin Swaneck	197	18	2961	15	7.0	257	684	283	762			603	584	684 - 567=117
Bruce Hatcher	199	16	3598	18	10.0	249	650	277	734			602	580	

5 - Mad Doctors

Name	Avg	HDCP	Pins	Gms	Points	High	High	HDCP	HDCP	Most Improved		To Raise	To Drop	Weekly Over Avg
					Won	Game	Sers	Game	Sers	Avg +/-	Avg +1	Avg -1	Series Avg +/-	
Chris Exstrom	139	76	2928	21	16.0	174	463	254	709	139	+0.43	432	407	
Roger Davis	135	80	2846	21	9.0	169	432	248	672	135	+0.52	418	393	393 - 408=-15
Scott Matteson	142	73	2562	18	15.0	178	470	254	698			441	419	470 - 417=53
Earl Rademacher	138	77	2080	15	8.5	182	509	274	785			422	403	
Brandon Young	136	79	2867	21	15.5	190	471	267	717	136	+0.52	421	396	
John McKirahan	156	59	2817	18	9.0	190	502	252	688			480	458	476 - 468=8
Ryan Grotirian	190	25	570	3	4.0	205	570	230	645			576	569	570 - 570=0
Randy Myers	196	19	4126	21	9.5	240	683	273	752	196	+0.48	602	577	565 - 591=-26

6 - Eustis Body Shop

Name	Avg	HDCP	Pins	Gms	Points	High	High	HDCP	HDCP	Most Improved		To Raise	To Drop	Weekly Over Avg
					Won	Game	Sers	Game	Sers	Avg +/-	Avg +1	Avg -1	Series Avg +/-	
Glen Brown	170	45	2553	15	10.5	230	554	279	701			525	506	
Mark Bowman	178	37	5344	30	21.0	254	630	280	708	181	-2.87	563	529	484 - 540=-56
Colton Schwarz	210	5	630	3	2.0	218	630	223	645			636	629	
Bill Robinson	185	30	2221	12	7.5	234	626	289	791			569	553	571 - 549=22
Dave Fread	210	5	6307	30	15.5	248	739	252	751	211	-0.77	656	622	579 - 636=-57
Shay Robinson	198	17	5354	27	15.0	248	677	272	724	194	+4.30	616	585	640 - 588=52
Sam Fread	211	4	6335	30	21.5	259	693	264	726	209	+2.17	661	627	648 - 630=18

7 - Lethal Injection Diesel Servi

Name	Avg	HDCP	Pins	Gms	Points	High	High	HDCP	HDCP	Most Improved		To Raise	To Drop	Weekly Over Avg
					Won	Game	Sers	Game	Sers	Avg +/-	Avg +1	Avg -1	Series Avg +/-	
Kenny VanHorn	108	107	652	6	3.0	123	330	228	645			329	319	
Bryon Sazama	181	34	2176	12	8.0	203	562	242	682			554	538	
Vaughn Cook	119	96	3224	27	15.5	150	386	250	686	118	+1.41	376	345	386 - 354=32
Kenny Wright	147	68	2210	15	10.0	206	516	280	738			454	435	516 - 423=93
Mike McCollough	131	84	791	6	3.0	139	408	218	645			397	387	
Darcy Huffman	153	62	3682	24	21.0	197	550	265	754	156	-2.58	476	448	387 - 468=-81
Noel Carnahan	162	53	4874	30	20.0	210	545	259	691	166	-3.53	505	471	470 - 489=-19
Aaron Rewinkel	186	29	5030	27	20.0	252	621	282	739	188	-1.70	580	549	510 - 564=-54

8 - DMilaco

Name	Avg	HDCP	Pins	Gms	Points	High	High	HDCP	HDCP	Most Improved		To Raise	To Drop	Weekly Over Avg
					Won	Game	Sers	Game	Sers	Avg +/-	Avg +1	Avg -1	Series Avg +/-	
Matt Young	113	102	3065	27	15.0	160	413	269	740	116	-2.48	355	324	297 - 345=-48
Sean McBride	128	87	771	6	3.0	150	391	235	646			390	380	
Joe Dreyer	137	78	4117	30	15.5	183	453	262	668	136	+1.23	437	403	419 - 408=11
Trevor Roberts	144	71	3478	24	20.0	190	494	258	703	146	-1.08	437	409	400 - 438=-38
Nathan Banks	176	39	5283	30	23.0	221	594	265	756	170	+6.10	558	524	590 - 519=71
Craig Schutt	152	63	4583	30	23.0	199	499	262	709	149	+3.77	466	432	458 - 456=2

9 - Chicken Coop

Name	Avg	HDCP	Pins	Gms	Points	High	High	HDCP	HDCP	Most Improved		To Raise	To Drop	Weekly Over Avg
					Won	Game	Sers	Game	Sers	Avg +/-	Avg +1	Avg -1	Series Avg +/-	
Scott Bauer	183	32	4949	27	21.5	227	598	260	703	180	+3.30	571	540	559 - 546=13
Jason Stubbs	182	33	4375	24	17.0	213	598	252	730	181	+1.29	566	538	569 - 543=26
Mark Yonkers	188	27	4532	24	17.5	228	615	256	714	188	+0.83	571	543	568 - 564=4
Tom Richmond	191	24	5745	30	24.0	242	649	267	747	192	-0.50	591	557	595 - 570=25
Chuck Brisbin	204	11	6127	30	20.0	257	710	272	755	200	+4.23	638	604	710 - 600=110

10 - The New Guys

Name	Avg	HDCP	Pins	Gms	Points	High	High	HDCP	HDCP	Most Improved		To Raise	To Drop	Weekly Over Avg
					Won	Game	Sers	Game	Sers	Avg +/-	Avg +1	Avg -1	Series Avg +/-	
Dustin Lawless	123	92	1852	15	11.0	161	430	260	721			380	361	430 - 354=76
John Lawless	109	106	1319	12	5.5	139	372	253	714			331	315	
Tony Triplett	132	83	1589	12	9.0	160	446	248	710			406	390	446 - 381=65
Mike Streeter	133	82	3215	24	14.0	199	526	286	787	135	-1.04	403	375	
Tyler Mizner	175	40	3690	21	15.0	234	602	293	776	175	+0.71	534	509	490 - 531=-41
Shawn Mizner	166	49	5003	30	13.5	245	625	297	781	167	-0.23	508	474	446 - 504=-58
Michael Marcellus	177	38	4261	24	25.0	244	599	286	716	176	+1.54	545	517	558 - 528=30

11 - Kirkland Siding

Name	Avg	HDCP	Pins	Gms	Points	High	High	HDCP	HDCP	Most Improved		To Raise	To Drop	Weekly Over Avg
					Won	Game	Sers	Game	Sers	Avg +/-	Avg +1	Avg -1	Series Avg +/-	
Flip Fisher	153	62	4138	27	26.0	198	568	265	769	149	+4.26	482	451	
Bill Kirkland	145	70	4368	30	24.0	214	511	287	742	143	+2.60	450	416	511 - 426=85
Mick Patsios	156	59	3915	25	19.5	216	544	283	757	156	+0.60	481	452	472 - 468=4
Bobby Turner Jr	172	43	1036	6	2.0	220	540	270	690			521	511	
Jarvis Culler	196	19	5293	27	16.0	256	684	278	750	193	+3.04	617	586	543 - 591=-48
Brad Olson	195	20	5854	30	20.5	256	685	279	753	192	+3.13	614	580	518 - 591=-73

12 - Wilke Contracting

Name	Avg	HDCP	Pins	Gms	Points	High	High	HDCP	HDCP	Most Improved		To Raise	To Drop	Weekly Over Avg
					Won	Game	Sers	Game	Sers	Avg +/-	Avg +1	Avg -1	Series Avg +/-	
Ron Studnicka	151	64	4546	30	18.0	212	506	275	710	152	-0.47	470	436	385 - 462=-77
Dave Wilke	156	59	4703	30	31.0	214	541	275	724	150	+6.77	478	444	541 - 462=79
LeRoy Hoss	141	74	3820	27	19.0	200	531	278	765	142	-0.52	440	409	389 - 426=-37
Lloyd Wilke	98	117	2070	21	13.0	149	404	276	785	98	+0.57	306	281	276 - 297=-21
David Hibberd	161	54	4835	30	23.5	225	536	281	704	156	+5.17	511	477	536 - 477=59

13 - Auto Central

Name	Avg	HDCP	Pins	Gms	Points	High	High	HDCP	HDCP	Most Improved		To Raise	To Drop	Weekly Over Avg
					Won	Game	Sers	Game	Sers	Avg +/-	Avg +1	Avg -1	Series Avg +/-	
Mark Woodside	140	75	3783	27	6.5	175	460	253	712	141	-0.89	447	416	
Travys Woodside	180	35	1081	6		212	554	243	647			548	538	527 - 552=-25
Chris Stapleton	154	61	3710	24	15.0	219	516	280	702	156	-1.42	475	447	433 - 468=-35
Bob Cherry	154	61	4625	30	19.5	193	517	261	712	155	-0.83	490	456	439 - 465=-26
Kevin Moriarty	172	43	4654	27	7.5	223	582	244	719	169	+3.37	536	505	581 - 507=74
John Krotz	177	38	4786	27	16.0	229	606	299	816	178	-0.74	554	523	561 - 528=33

14 - Draw Team

Temporary Substitutes

Name	Avg	HDCP	Pins	Gms	Points	High	High	HDCP	HDCP	Most Improved		To Raise	To Drop	Weekly Over Avg
					Won	Game	Sers	Game	Sers	Avg +/-	Avg +1	Avg -1	Series Avg +/-	
Mike Brown	203	12	2444	12	12.0	276	701	298	767			616	600	
Shawn Carson	175	40	1582	9	5.0	196	565	238	703			530	517	
Beau Follmer	112	103	338	3	2.0	143	338	246	647			340	333	
Larry Harrington	169	46	507	3	1.0	178	507	224	645			513	506	
Brent Hollis	164	51	492	3	3.0	174	492	225	645			498	491	
Doug Houtz	181	34	1089	6	6.0	212	615	269	786			549	539	
Anthony Jenneman	278	0	834	3	4.0	300	834	300	834			840	833	
Nick Kind	163	52	489	3	3.0	180	489	232	645			495	488	
Gil Kindsfater	165	50	993	6	3.5	191	525	250	702			501	491	
Jake Myers	111	104	1337	12	3.0	141	348	240	650			343	327	
Ryan Walton	173	42	1040	6	5.0	200	546	251	699			526	516	

High Individual Match Points

31 Dave Wilke	28 Josh Krolikowski	26 Flip Fisher	25 Michael Marcellus
24 John Nikkila	24 Tom Richmond	24 Bill Kirkland	23.5 David Hibberd
23 Craig Schutt	23 Nathan Banks	21.5 Scott Bauer	21.5 Sam Fread
21 Darcy Huffman	21 Mark Bowman	20.5 Brad Olson	20 Chuck Brisbin

Individual High Averages

215.88 Jeremy Dalland	213.57 Carter Hollis	211.17 Sam Fread	210.23 Dave Fread
204.23 Chuck Brisbin	200.71 Jason Feddersen	198.30 Shay Robinson	196.48 Randy Myers
196.04 Jarvis Culler	196.00 Jared Samuelson	195.13 Brad Olson	191.50 Tom Richmond
190.04 Chris Lytle	188.83 Mark Yonkers	186.30 Aaron Rewinkel	186.21 Tom McLeod

Most Improved Average

163 to 170.93 = +7.93	Josh Krolikowski	151 to 158.00 = +7.00	Bob Stevens
150 to 156.77 = +6.77	Dave Wilke	170 to 176.10 = +6.10	Nathan Banks
156 to 161.17 = +5.17	David Hibberd	194 to 198.30 = +4.30	Shay Robinson
149 to 153.26 = +4.26	Flip Fisher	200 to 204.23 = +4.23	Chuck Brisbin
186 to 190.04 = +4.04	Chris Lytle	212 to 215.88 = +3.88	Jeremy Dalland

Most Un-Improved Averages

168 to 163.57 = -4.43	Ivan Stones	166 to 162.47 = -3.53	Noel Carnahan
181 to 178.13 = -2.87	Mark Bowman	189 to 186.21 = -2.79	Tom McLeod
156 to 153.42 = -2.58	Darcy Huffman	116 to 113.52 = -2.48	Matt Young
188 to 186.30 = -1.70	Aaron Rewinkel	156 to 154.58 = -1.42	Chris Stapleton
182 to 180.63 = -1.37	Gary Hatcher	146 to 144.92 = -1.08	Trevor Roberts

Big Apple Fun Center Reprint of Scores -- Week 10

Lane 1 12 - Wilke Contracting Week 10 11/11/2019

Name	Old	Old					HDCP
	Avg	HDCP	-1-	-2-	-3-	Total	Total
Ron J. Studnicka	154	61	125	127	133	385	568
Dave L. Wilke	154	61	167	214	160	541	724
LeRoy H. Hoss	142	73	150	137	102	389	608
Lloyd A. Wilke	99	116	104	77	95	276	624
David D. Hibberd	159	56	160	151	225	536	704
			====	====	====	====	====
Scratch Total			706	706	715	2127	2127
Handicap			367	367	367		1101
Total			1073	1073	1082	2127	3228
Team Points Won			0.0	0.0	0.0	0.0	0.0
Match Points Won			2.0	1.0	2.0	6.0	6.0
Total Points Won			2.0	1.0	2.0	6.0	6.0

Lane 2 2 - Cunningham's Journal Week 10 11/11/2019

Name	Old	Old					HDCP
	Avg	HDCP	-1-	-2-	-3-	Total	Total
Josh K. Krolikowski	169	46	178	181	190	549	687
Doug Giles	168	47	144	164	156	464	605
Chris R. Lytle	187	28	191	256	193	640	724
Jeff A. Fruhling	bk183	32	204	169	184	557	653
Jeremy J. Dalland	212	3	245	263	204	712	721
			====	====	====	====	====
Scratch Total			962	1033	927	2922	2922
Handicap			156	156	156		468
Total			1118	1189	1083	2922	3390
Team Points Won			5.0	5.0	5.0	20.0	20.0
Match Points Won			3.0	4.0	3.0	14.0	14.0
Total Points Won			8.0	9.0	8.0	34.0	34.0

Lane 3 1 - Old Chicago Week 10 11/11/2019

Name	Old	Old					HDCP
	Avg	HDCP	-1-	-2-	-3-	Total	Total
Matt A. Cacy	140	75	148	137	142	427	652
Scott B. vonAschwege	167	48	200	180	186	566	710
Darrin W. Karsten	172	43	130	213	175	518	647
Ryan D. Clark	180	35	152	180	168	500	605
Kelly R. McFadden	bk212	3	206	234	198	638	647
			====	====	====	====	====
Scratch Total			836	944	869	2649	2649
Handicap			204	204	204		612
Total			1040	1148	1073	2649	3261
Team Points Won			0.0	5.0	0.0	5.0	5.0
Match Points Won			2.0	3.0	2.0	8.0	8.0
Total Points Won			2.0	8.0	2.0	13.0	13.0

Lane 4 9 - Chicken Coop Week 10 11/11/2019

Name	Old	Old					HDCP
	Avg	HDCP	-1-	-2-	-3-	Total	Total
Scott A. Bauer	182	33	172	227	160	559	658
Jason D. Stubbs	181	34	179	203	187	569	671
Mark A. Yonkers	188	27	153	214	201	568	649
Tom Richmond	190	25	242	162	191	595	670
Chuck M. Brisbin	200	15	257	197	256	710	755
			====	====	====	====	====
Scratch Total			1003	1003	995	3001	3001
Handicap			134	134	134		402
Total			1137	1137	1129	3001	3403
Team Points Won			5.0	0.0	5.0	15.0	15.0
Match Points Won			3.0	2.0	3.0	12.0	12.0
Total Points Won			8.0	2.0	8.0	27.0	27.0

Lane 5 11 - Kirkland Siding Week 10 11/11/2019

Name	Old	Old					HDCP
	Avg	HDCP	-1-	-2-	-3-	Total	Total
Flip Fisher	153	62	a143	a143	a143	429	615
Bill Kirkland	142	73	155	214	142	511	730
Mick R. Patsios	156	59	162	159	151	472	649
Jarvis J. Culler	197	18	211	170	162	543	597
Brad M. Olson	197	18	188	169	161	518	572
			====	====	====	====	====
Scratch Total			859	855	759	2473	2473
Handicap			230	230	230		690
Total			1089	1085	989	2473	3163
Team Points Won			5.0	5.0	0.0	10.0	10.0
Match Points Won			4.0	3.0	1.0	9.0	9.0
Total Points Won			9.0	8.0	1.0	19.0	19.0

Lane 6 7 - Lethal Injection Diesel Servi Week 10 11/11/2019

Name	Old	Old					HDCP
	Avg	HDCP	-1-	-2-	-3-	Total	Total
Vaughn L. Cook	118	97	137	106	143	386	677
Kenny Wright	141	74	136	174	206	516	738
Darcy W. Huffman	156	59	130	127	130	387	564
Noel Carnahan	163	52	130	173	167	470	626
Aaron D. Rewinkel	188	27	168	187	155	510	591
			====	====	====	====	====
Scratch Total			701	767	801	2269	2269
Handicap			309	309	309		927
Total			1010	1076	1110	2269	3196
Team Points Won			0.0	0.0	5.0	10.0	10.0
Match Points Won			1.0	2.0	4.0	11.0	11.0
Total Points Won			1.0	2.0	9.0	21.0	21.0

Lane 7 3 - Big Apple Fun Center Week 10 11/11/2019

Name	Old	Old					HDCP
	Avg	HDCP	-1-	-2-	-3-	Total	Total
Kenny Owen	bk166	49	169	194	193	556	703
Mark N. Elstermeier	bk173	42	172	137	181	490	616
Doug Samuelson	137	78	159	125	130	414	648
Nick Kidd	bk180	35	223	159	170	552	657
Carter R. Hollis	212	3	154	258	247	659	668
			====	====	====	====	====
Scratch Total			877	873	921	2671	2671
Handicap			207	207	207		621
Total			1084	1080	1128	2671	3292
Team Points Won			0.0	2.5	5.0	7.5	7.5
Match Points Won			2.0	4.0	2.0	10.0	10.0
Total Points Won			2.0	6.5	7.0	17.5	17.5

Lane 8 10 - The New Guys Week 10 11/11/2019

Name	Old	Old					HDCP
	Avg	HDCP	-1-	-2-	-3-	Total	Total
Dustin J. Lawless	118	97	158	121	151	430	721
Tony D. Triplett	127	88	144	160	142	446	710
Tyler L. Mizner	177	38	149	153	188	490	604
Shawn E. Mizner	168	47	171	122	153	446	587
Michael G. Marcellus	176	39	172	215	171	558	675
			====	====	====	====	====
Scratch Total			794	771	805	2370	2370
Handicap			309	309	309		927
Total			1103	1080	1114	2370	3297
Team Points Won			5.0	2.5	0.0	12.5	12.5
Match Points Won			3.0	1.0	3.0	10.0	10.0
Total Points Won			8.0	3.5	3.0	22.5	22.5

Lane 9 6 - Eustis Body Shop Week 10 11/11/2019

Name	Old Avg	Old HDCP	-1-	-2-	-3-	Total	HDCP Total
Mark A. Bowman	180	35	194	143	147	484	589
Bill J. Robinson	bk183	32	178	213	180	571	667
Dave Fread	212	3	160	182	237	579	588
Shay W. Robinson	196	19	236	201	203	640	697
Sam L. Fread	210	5	190	246	212	648	663
			=====	=====	=====	=====	=====
Scratch Total			958	985	979	2922	2922
Handicap			94	94	94		282
Total			1052	1079	1073	2922	3204
Team Points Won			5.0	0.0	0.0	5.0	5.0
Match Points Won			3.5	1.0	1.5	8.0	8.0
Total Points Won			8.5	1.0	1.5	13.0	13.0

Lane 11 5 - Mad Doctors Week 10 11/11/2019

Name	Old Avg	Old HDCP	-1-	-2-	-3-	Total	HDCP Total
Roger P. Davis	136	79	119	169	105	393	630
Scott Matteson	139	76	146	178	146	470	698
John R. McKirahan	bk156	59	186	129	161	476	653
Ryan M. Grotrian	190	25	192	173	205	570	645
Randy A. Myers	197	18	220	151	194	565	619
			=====	=====	=====	=====	=====
Scratch Total			863	800	811	2474	2474
Handicap			257	257	257		771
Total			1120	1057	1068	2474	3245
Team Points Won			0.0	0.0	0.0	0.0	0.0
Match Points Won			2.0	3.0	2.0	10.0	10.0
Total Points Won			2.0	3.0	2.0	10.0	10.0

Lane 13 13 - Auto Central Week 10 11/11/2019

Name	Old Avg	Old HDCP	-1-	-2-	-3-	Total	HDCP Total
Travys M. Woodside	bk184	31	164	188	175	527	620
Chris L. Stapleton	156	59	164	157	112	433	610
Bob Cherry	155	60	128	137	174	439	619
Kevin L. Moriarty	169	46	195	189	197	581	719
John L. Krotz	176	39	201	170	190	561	678
			=====	=====	=====	=====	=====
Scratch Total			852	841	848	2541	2541
Handicap			235	235	235		705
Total			1087	1076	1083	2541	3246
Team Points Won			5.0	0.0	0.0	5.0	5.0
Match Points Won			2.0	2.0	2.0	8.0	8.0
Total Points Won			7.0	2.0	2.0	13.0	13.0

Lane 10 8 - DMilaco Week 10 11/11/2019

Name	Old Avg	Old HDCP	-1-	-2-	-3-	Total	HDCP Total
Matt Young	115	100	88	119	90	297	597
Joe Dreyer	136	79	119	167	133	419	656
Trevor A. Roberts	146	69	94	169	137	400	607
Nathan Banks	173	42	176	193	221	590	716
Craig A. Schutt	152	63	156	118	184	458	647
			=====	=====	=====	=====	=====
Scratch Total			633	766	765	2164	2164
Handicap			353	353	353		1059
Total			986	1119	1118	2164	3223
Team Points Won			0.0	5.0	5.0	15.0	15.0
Match Points Won			1.5	4.0	3.5	12.0	12.0
Total Points Won			1.5	9.0	8.5	27.0	27.0

Lane 12 4 - West Week 10 11/11/2019

Name	Old Avg	Old HDCP	-1-	-2-	-3-	Total	HDCP Total
Ivan D. Stones	164	51	170	157	138	465	618
John L. Nikkila	174	41	182	172	147	501	624
Bob Stevens	153	62	174	200	235	609	795
Gary D. Hatcher	182	33	174	152	183	509	608
Justin R. Swanek	189	26	222	257	205	684	762
			=====	=====	=====	=====	=====
Scratch Total			922	938	908	2768	2768
Handicap			213	213	213		639
Total			1135	1151	1121	2768	3407
Team Points Won			5.0	5.0	5.0	20.0	20.0
Match Points Won			3.0	2.0	3.0	10.0	10.0
Total Points Won			8.0	7.0	8.0	30.0	30.0

Lane 14 14 - Draw Team Week 10 11/11/2019

Name	Old Avg	Old HDCP	-1-	-2-	-3-	Total	HDCP Total
------	---------	----------	-----	-----	-----	-------	------------

Big Apple Fun Center

Monday 6:30 pm

Big Apple Fun Center

Match Points Won (This Week) -- Week 10

Lane 1 12 - Wilke Contracting

Name	Last Wk	Last Wk	HDCP	HDCP	HDCP	HDCP
	Won	Lost	-1-	-2-	-3-	Total
Ron J. Studnicka		4.0	186	188	194	568
Dave L. Wilke	4.0		228	275	221	724
LeRoy H. Hoss	1.0	3.0	223	210	175	608
Lloyd A. Wilke		4.0	220	193	211	624
David D. Hibberd	1.0	3.0	216	207	281	704

Lane 2 2 - Cunningham's Journal

Name	Last Wk	Last Wk	HDCP	HDCP	HDCP	HDCP
	Won	Lost	-1-	-2-	-3-	Total
Josh K. Krolikowski		4.0	224	227	236	687
Doug Giles		4.0	191	211	203	605
Chris R. Lytle	3.0	1.0	219	284	221	724
Jeff A. Fruhling	4.0		236	201	216	653
Jeremy J. Dalland	3.0	1.0	248	266	207	721

Lane 3 1 - Old Chicago

Name	Last Wk	Last Wk	HDCP	HDCP	HDCP	HDCP
	Won	Lost	-1-	-2-	-3-	Total
Matt A. Cacy	2.0	2.0	223	212	217	652
Scott B. vonAschwege	3.0	1.0	248	228	234	710
Darrin W. Karsten	1.0	3.0	173	256	218	647
Ryan D. Clark	1.0	3.0	187	215	203	605
Kelly R. McFadden	1.0	3.0	209	237	201	647

Lane 4 9 - Chicken Coop

Name	Last Wk	Last Wk	HDCP	HDCP	HDCP	HDCP
	Won	Lost	-1-	-2-	-3-	Total
Scott A. Bauer	2.0	2.0	205	260	193	658
Jason D. Stubbs	1.0	3.0	213	237	221	671
Mark A. Yonkers	3.0	1.0	180	241	228	649
Tom Richmond	3.0	1.0	267	187	216	670
Chuck M. Brisbin	3.0	1.0	272	212	271	755

Lane 5 11 - Kirkland Siding

Name	Last Wk	Last Wk	HDCP	HDCP	HDCP	HDCP
	Won	Lost	-1-	-2-	-3-	Total
Flip Fisher	1.0	3.0	a205	a205	a205	615
Bill Kirkland	2.0	2.0	228	287	215	730
Mick R. Patsios	4.0		221	218	210	649
Jarvis J. Culler	1.0	3.0	229	188	180	597
Brad M. Olson	1.0	3.0	206	187	179	572

Lane 6 7 - Lethal Injection Diesel Servi

Name	Last Wk	Last Wk	HDCP	HDCP	HDCP	HDCP
	Won	Lost	-1-	-2-	-3-	Total
Vaughn L. Cook	3.0	1.0	234	203	240	677
Kenny Wright	2.0	2.0	210	248	280	738
Darcy W. Huffman		4.0	189	186	189	564
Noel Carnahan	3.0	1.0	182	225	219	626
Aaron D. Rewinkel	3.0	1.0	195	214	182	591

Lane 7 3 - Big Apple Fun Center

Name	Last Wk	Last Wk	HDCP	HDCP	HDCP	HDCP
	Won	Lost	-1-	-2-	-3-	Total
Kenny Owen	1.0	3.0	218	243	242	703
Mark N. Elstermeier		4.0	214	179	223	616
Doug Samuelson	3.0	1.0	237	203	208	648
Nick Kidd	4.0		258	194	205	657
Carter R. Hollis	2.0	2.0	157	261	250	668

Lane 8 10 - The New Guys

Name	Last Wk	Last Wk	HDCP	HDCP	HDCP	HDCP
	Won	Lost	-1-	-2-	-3-	Total
Dustin J. Lawless	3.0	1.0	255	218	248	721
Tony D. Triplett	4.0		232	248	230	710
Tyler L. Mizner	1.0	3.0	187	191	226	604
Shawn E. Mizner	4.0		218	169	200	587
Michael G. Marcellus	2.0	2.0	211	254	210	675

Lane 9 6 - Eustis Body Shop

Name	Last Wk	Last Wk	HDCP	HDCP	HDCP	HDCP
	Won	Lost	-1-	-2-	-3-	Total
Mark A. Bowman	1.0	3.0	229	178	182	589
Bill J. Robinson	2.5	1.5	210	245	212	667
Dave Fread	1.5	2.5	163	185	240	588
Shay W. Robinson	1.0	3.0	255	220	222	697
Sam L. Fread	2.0	2.0	195	251	217	663

Lane 10 8 - DMilaco

Name	Last Wk	Last Wk	HDCP	HDCP	HDCP	HDCP
	Won	Lost	-1-	-2-	-3-	Total
Matt Young	3.0	1.0	188	219	190	597
Joe Dreyer	1.5	2.5	198	246	212	656
Trevor A. Roberts	2.5	1.5	163	238	206	607
Nathan Banks	3.0	1.0	218	235	263	716
Craig A. Schutt	2.0	2.0	219	181	247	647

Lane 11 5 - Mad Doctors

Name	Last Wk	Last Wk	HDCP	HDCP	HDCP	HDCP
	Won	Lost	-1-	-2-	-3-	Total
Roger P. Davis	2.0	2.0	198	248	184	630
Scott Matteson	3.0	1.0	222	254	222	698
John R. McKirahan	1.0	3.0	245	188	220	653
Ryan M. Grotrian	4.0		217	198	230	645
Randy A. Myers		4.0	238	169	212	619

Lane 12 4 - West

Name	Last Wk	Last Wk	HDCP	HDCP	HDCP	HDCP
	Won	Lost	-1-	-2-	-3-	Total
Ivan D. Stones	2.0	2.0	221	208	189	618
John L. Nikkila	1.0	3.0	223	213	188	624
Bob Stevens	3.0	1.0	236	262	297	795
Gary D. Hatcher		4.0	207	185	216	608
Justin R. Swanek	4.0		248	283	231	762

Lane 13 13 - Auto Central

<u>Name</u>	<u>Last Wk Won</u>	<u>Last Wk Lost</u>	<u>HDCP -1-</u>	<u>HDCP -2-</u>	<u>HDCP -3-</u>	<u>HDCP Total</u>
Travys M. Woodside		4.0	195	219	206	620
Chris L. Stapleton	2.0	2.0	223	216	171	610
Bob Cherry	1.0	3.0	188	197	234	619
Kevin L. Moriarty	3.0	1.0	241	235	243	719
John L. Krotz	2.0	2.0	240	209	229	678

Lane 14 14 - Draw Team

<u>Name</u>	<u>Last Wk Won</u>	<u>Last Wk Lost</u>	<u>HDCP -1-</u>	<u>HDCP -2-</u>	<u>HDCP -3-</u>	<u>HDCP Total</u>
-------------	------------------------	-------------------------	---------------------	---------------------	---------------------	-----------------------

Big Apple Fun Center

Monday 6:30 pm

Big Apple Fun Center
Match Points Won (Total for Year)

Name	Avg	Gms	Points		%Won	Name	Avg	Gms	Points		%Won
			Won	Lost					Won	Lost	
Dave L. Wilke	156	30	31.0	9.0	77.50%	Ryan D. Clark	178	21	14.0	14.0	50.00%
Josh K. Krolikowski	170	27	28.0	8.0	77.78%	Mike D. Streeter	133	24	14.0	18.0	43.75%
F.S. Fisher	153	27	26.0	14.0	65.00%	Shawn E. Mizner	166	30	13.5	26.5	33.75%
Michael G. Marcellus	177	24	25.0	15.0	62.50%	Lloyd A. Wilke	98	21	13.0	15.0	46.43%
John L. Nikkila	173	27	24.0	12.0	66.67%	Robert W. Stevens	158	30	12.5	27.5	31.25%
Thomas C. Richmond	191	30	24.0	16.0	60.00%	Thomas E. McLeod	186	24	12.0	20.0	37.50%
William D. Kirkland	145	30	24.0	16.0	60.00%	Micheal L. Brown	203	12	12.0	4.0	75.00%
David D. Hibberd	161	30	23.5	16.5	58.75%	Jeff A. Fruhling	183	9	12.0		100.00%
Craig A. Schutt	152	30	23.0	17.0	57.50%	Logan J. Albright	152	18	11.0	13.0	45.83%
Nathaniel E. Banks	176	30	23.0	17.0	57.50%	Kenneth A. Owen	169	18	11.0	13.0	45.83%
Scott A. Bauer	183	27	21.5	14.5	59.72%	Dustin J. Lawless	123	15	11.0	9.0	55.00%
Sam L. Fread	211	30	21.5	18.5	53.75%	Glen A. Brown	170	15	10.5	9.5	52.50%
Darcy W. Huffman	153	24	21.0	11.0	65.63%	Ivan D. Stones	163	30	10.0	30.0	25.00%
Mark A. Bowman	178	30	21.0	19.0	52.50%	Kenneth W. Wright	147	15	10.0	10.0	50.00%
Brad M. Olson	195	30	20.5	19.5	51.25%	Aaron M. Gottsch	163	12	10.0	6.0	62.50%
Chuck M. Brisbin	204	30	20.0	20.0	50.00%	Bruce A. Hatcher	199	18	10.0	14.0	41.67%
Noel Carnahan	162	30	20.0	20.0	50.00%	Darrin W. Karsten	172	18	10.0	14.0	41.67%
Trevor A. Roberts	144	24	20.0	16.0	55.56%	Randy A. Myers	196	21	9.5	18.5	33.93%
Aaron D. Rewinkel	186	27	20.0	16.0	55.56%	Roger P. Davis	135	21	9.0	19.0	32.14%
Chris R. Lytle	190	27	19.5	16.5	54.17%	John R. McKirahan	156	18	9.0	15.0	37.50%
Robert L. Cherry	154	30	19.5	20.5	48.75%	Jason S. Feddersen	200	21	9.0	19.0	32.14%
Mick R. Patsios	156	25	19.5	16.5	54.17%	Tony D. Triplett	132	12	9.0	7.0	56.25%
Jared J. Samuelson	196	24	19.0	13.0	59.38%	Earl E. Rademacher	138	15	8.5	11.5	42.50%
LeRoy H. Hoss	141	27	19.0	17.0	52.78%	Bryon J. Sazama	181	12	8.0	8.0	50.00%
Gary D. Hatcher	180	27	18.0	18.0	50.00%	Nicholas H. Kidd	181	12	8.0	8.0	50.00%
Ron J. Studnicka	151	30	18.0	22.0	45.00%	Bill J. Robinson	185	12	7.5	8.5	46.88%
Mark A. Yonkers	188	24	17.5	14.5	54.69%	Bob G. Vogt	174	12	7.5	8.5	46.88%
Jason D. Stubbs	182	24	17.0	15.0	53.13%	Kevin L. Moriarty	172	27	7.5	28.5	20.83%
Matt A. Cacy	140	27	16.5	19.5	45.83%	Justin R. Swanek	197	15	7.0	13.0	35.00%
Douglas A. Giles	166	30	16.0	24.0	40.00%	Mark A. Woodside	140	27	6.5	29.5	18.06%
Chris L. Exstrom	139	21	16.0	12.0	57.14%	Douglas G. Houtz	181	6	6.0	2.0	75.00%
Carter R. Hollis	213	30	16.0	24.0	40.00%	John D. Lawless	109	12	5.5	10.5	34.38%
John L. Krotz	177	27	16.0	20.0	44.44%	Ryan E. Walton	173	6	5.0	3.0	62.50%
Douglas J. Samuelson	137	21	16.0	12.0	57.14%	Shawn M. Carson	175	9	5.0	7.0	41.67%
Jarvis J. Culler	196	27	16.0	20.0	44.44%	Mark N. Elstermeier	169	9	4.5	7.5	37.50%
Brandon L. Young	136	21	15.5	12.5	55.36%	Anthony A. Jenneman	278	3	4.0		100.00%
Vaughn L. Cook	119	27	15.5	20.5	43.06%	Ryan M. Grotrian	190	3	4.0		100.00%
David L. Fread	210	30	15.5	24.5	38.75%	Gil K. Kindsfater	165	6	3.5	4.5	43.75%
William J. Dreyer	137	30	15.5	24.5	38.75%	Sean A. McBride	128	6	3.0	5.0	37.50%
Jeremy J. Dalland	215	24	15.0	17.0	46.88%	Jacob B. Myers	111	12	3.0	13.0	18.75%
Matthew J. Young	113	27	15.0	21.0	41.67%	Kenny J. VanHorn	108	6	3.0	5.0	37.50%
Shay W. Robinson	198	27	15.0	21.0	41.67%	Michael S. McCollough	131	6	3.0	5.0	37.50%
Kelly R. McFadden	212	18	15.0	9.0	62.50%	Brent E. Hollis	164	3	3.0	1.0	75.00%
Chris L. Stapleton	154	24	15.0	17.0	46.88%	Nick Kind	163	3	3.0	1.0	75.00%
Scott Matteson	142	18	15.0	9.0	62.50%	Robert L. Turner Jr	172	6	2.0	6.0	25.00%
Tyler L. Mizner	175	21	15.0	13.0	53.57%	Beau Follmer	112	3	2.0	2.0	50.00%
Levi M. Clark	176	12	14.5	1.5	90.63%	Colton L. Schwarz	210	3	2.0	2.0	50.00%
Jerred J. Johnson	206	15	14.0	6.0	70.00%	Larry L. Harrington	169	3	1.0	3.0	25.00%
Scott B. vonAschwege	171	18	14.0	10.0	58.33%	Travys M. Woodside	180	6		8.0	0.00%

Monday 6:30 pm

Big Apple Fun Center

Change in Average

Name	-----Old-----		Old					---Average Change---			Weekly Over Avg
	Pins	Games	Avg	-1-	-2-	-3-	Total	New	Old	---> +/-	Series Avg +/-
Logan J. Albright	2746	18	152				0	152.56	- 152.56	= 0.00	
Nathan Banks	4693	27	173	176	193	221	590	176.10	- 173.81	= 2.29	590 - 519=71
Scott A. Bauer	4390	24	182	172	227	160	559	183.30	- 182.92	= 0.38	559 - 546=13
Mark A. Bowman	4860	27	180	194	143	147	484	178.13	- 180.00	= -1.87	484 - 540=-56
Chuck M. Brisbin	5417	27	200	257	197	256	710	204.23	- 200.63	= 3.60	710 - 600=110
Glen A. Brown	2553	15	170				0	170.20	- 170.20	= 0.00	
Mike Brown	2444	12	203				0	203.67	- 203.67	= 0.00	
Matt A. Cacy	3372	24	140	148	137	142	427	140.70	- 140.50	= 0.20	427 - 420=7
Noel Carnahan	4404	27	163	130	173	167	470	162.47	- 163.11	= -0.64	470 - 489=-19
Shawn M. Carson	1582	9	175				0	175.78	- 175.78	= 0.00	
Bob Cherry	4186	27	155	128	137	174	439	154.17	- 155.04	= -0.87	439 - 465=-26
Levi M. Clark	2116	12	176				0	176.33	- 176.33	= 0.00	
Ryan D. Clark	3240	18	180	152	180	168	500	178.10	- 180.00	= -1.90	500 - 540=-40
Vaughn L. Cook	2838	24	118	137	106	143	386	119.41	- 118.25	= 1.16	386 - 354=32
Jarvis J. Culler	4750	24	197	211	170	162	543	196.04	- 197.92	= -1.88	543 - 591=-48
Jeremy J. Dalland	4469	21	212	245	263	204	712	215.88	- 212.81	= 3.07	712 - 636=76
Roger P. Davis	2453	18	136	119	169	105	393	135.52	- 136.28	= -0.75	393 - 408=-15
Joe Dreyer	3698	27	136	119	167	133	419	137.23	- 136.96	= 0.27	419 - 408=11
Mark N. Elstermeier	1038	6bk	173	172	137	181	490	169.78	- 173.00	= -3.22	490 - 519=-29
Chris L. Exstrom	2928	21	139				0	139.43	- 139.43	= 0.00	
Jason S. Feddersen	4215	21	200				0	200.71	- 200.71	= 0.00	
Flip Fisher	4138	27	153	a143	a 143	a143	429	153.26	- 153.26	= 0.00	
Beau Follmer	338	3	112				0	112.67	- 112.67	= 0.00	
Dave Fread	5728	27	212	160	182	237	579	210.23	- 212.15	= -1.91	579 - 636=-57
Sam L. Fread	5687	27	210	190	246	212	648	211.17	- 210.63	= 0.54	648 - 630=18
Jeff A. Fruhling	1098	6bk	183	204	169	184	557	183.89	- 183.00	= 0.89	557 - 549=8
Doug Giles	4540	27	168	144	164	156	464	166.80	- 168.15	= -1.35	464 - 504=-40
Aaron M. Gottsch	1967	12bk	163				0	163.92	- 163.92	= 0.00	
Ryan M. Grotrian	0	0	190	192	173	205	570	190.00	- 0.00	= 190.00	570 - 570=0
Larry L. Harrington	507	3	169				0	169.00	- 169.00	= 0.00	
Bruce A. Hatcher	3598	18	199				0	199.89	- 199.89	= 0.00	
Gary D. Hatcher	4368	24	182	174	152	183	509	180.63	- 182.00	= -1.37	509 - 546=-37
David D. Hibberd	4299	27	159	160	151	225	536	161.17	- 159.22	= 1.94	536 - 477=59
Brent E. Hollis	492	3	164				0	164.00	- 164.00	= 0.00	
Carter R. Hollis	5748	27	212	154	258	247	659	213.57	- 212.89	= 0.68	659 - 636=23
LeRoy H. Hoss	3431	24	142	150	137	102	389	141.48	- 142.96	= -1.48	389 - 426=-37
Doug Houtz	1089	6	181				0	181.50	- 181.50	= 0.00	
Darcy W. Huffman	3295	21	156	130	127	130	387	153.42	- 156.90	= -3.49	387 - 468=-81

Name	-----Old-----		Old					---Average Change---			Weekly Over Avg	
	Pins	Games	Avg	-1-	-2-	-3-	Total	New	Old	----> +/-	Series Avg +/-	
Anthony A. Jenneman	834	3	278				0	278.00	-	278.00	= 0.00	
Jerred J. Johnson	3096	15	206				0	206.40	-	206.40	= 0.00	
Darrin W. Karsten	2591	15	172	130	213	175	518	172.72	-	172.73	= -0.01	518 - 516=2
Nick Kidd	1623	9bk180		223	159	170	552	181.25	-	180.33	= 0.92	552 - 540=12
Nick Kind	489	3	163				0	163.00	-	163.00	= 0.00	
Gil K. Kindsfater	993	6	165				0	165.50	-	165.50	= 0.00	
Bill Kirkland	3857	27	142	155	214	142	511	145.60	-	142.85	= 2.75	511 - 426=85
Josh K. Krolikowski	4066	24	169	178	181	190	549	170.93	-	169.42	= 1.51	549 - 507=42
John L. Krotz	4225	24	176	201	170	190	561	177.26	-	176.04	= 1.22	561 - 528=33
Dustin J. Lawless	1422	12	118	158	121	151	430	123.47	-	118.50	= 4.97	430 - 354=76
John D. Lawless	1319	12	109				0	109.92	-	109.92	= 0.00	
Chris R. Lytle	4491	24	187	191	256	193	640	190.04	-	187.13	= 2.91	640 - 561=79
Michael G. Marcellus	3703	21	176	172	215	171	558	177.54	-	176.33	= 1.21	558 - 528=30
Scott Matteson	2092	15	139	146	178	146	470	142.33	-	139.47	= 2.87	470 - 417=53
Sean A. McBride	771	6	128				0	128.50	-	128.50	= 0.00	
Mike McCollough	791	6bk131					0	131.83	-	131.83	= 0.00	
Kelly R. McFadden	3191	15bk212		206	234	198	638	212.72	-	212.73	= -0.01	638 - 636=2
John R. McKirahan	2341	15bk156		186	129	161	476	156.50	-	156.07	= 0.43	476 - 468=8
Tom McLeod	4469	24	186				0	186.21	-	186.21	= 0.00	
Shawn E. Mizner	4557	27	168	171	122	153	446	166.77	-	168.78	= -2.01	446 - 504=-58
Tyler L. Mizner	3200	18	177	149	153	188	490	175.71	-	177.78	= -2.06	490 - 531=-41
Kevin L. Moriarty	4073	24	169	195	189	197	581	172.37	-	169.71	= 2.66	581 - 507=74
Jake Myers	1337	12	111				0	111.42	-	111.42	= 0.00	
Randy A. Myers	3561	18	197	220	151	194	565	196.48	-	197.83	= -1.36	565 - 591=-26
John L. Nikkila	4196	24	174	182	172	147	501	173.96	-	174.83	= -0.87	501 - 522=-21
Brad M. Olson	5336	27	197	188	169	161	518	195.13	-	197.63	= -2.50	518 - 591=-73
Kenny Owen	2493	15bk166		169	194	193	556	169.39	-	166.20	= 3.19	556 - 498=58
Mick R. Patsios	3443	22	156	162	159	151	472	156.60	-	156.50	= 0.10	472 - 468=4
Earl E. Rademacher	2080	15	138				0	138.67	-	138.67	= 0.00	
Aaron D. Rewinkel	4520	24	188	168	187	155	510	186.30	-	188.33	= -2.04	510 - 564=-54
Tom Richmond	5150	27	190	242	162	191	595	191.50	-	190.74	= 0.76	595 - 570=25
Trevor A. Roberts	3078	21	146	94	169	137	400	144.92	-	146.57	= -1.65	400 - 438=-38
Bill J. Robinson	1650	9bk183		178	213	180	571	185.08	-	183.33	= 1.75	571 - 549=22
Shay W. Robinson	4714	24	196	236	201	203	640	198.30	-	196.42	= 1.88	640 - 588=52
Doug Samuelson	2467	18	137	159	125	130	414	137.19	-	137.06	= 0.13	414 - 411=3
Jared J. Samuelson	4704	24	196				0	196.00	-	196.00	= 0.00	
Bryon J. Sazama	2176	12	181				0	181.33	-	181.33	= 0.00	
Craig A. Schutt	4125	27	152	156	118	184	458	152.77	-	152.78	= -0.01	458 - 456=2
Colton L. Schwarz	630	3	210				0	210.00	-	210.00	= 0.00	
Chris L. Stapleton	3277	21	156	164	157	112	433	154.58	-	156.05	= -1.46	433 - 468=-35
Bob Stevens	4131	27	153	174	200	235	609	158.00	-	153.00	= 5.00	609 - 459=150

Name	-----Old-----		Old					---Average Change---			Weekly Over Avg
	Pins	Games	Avg	-1-	-2-	-3-	Total	New - Old	---> +/-	Series Avg +/-	
Ivan D. Stones	4442	27	164	170	157	138	465	163.57 - 164.52	= -0.95	465 - 492=-27	
Mike D. Streeter	3215	24	133				0	133.96 - 133.96	= 0.00		
Jason D. Stubbs	3806	21	181	179	203	187	569	182.29 - 181.24	= 1.05	569 - 543=26	
Ron J. Studnicka	4161	27	154	125	127	133	385	151.53 - 154.11	= -2.58	385 - 462=-77	
Justin R. Swanek	2277	12	189	222	257	205	684	197.40 - 189.75	= 7.65	684 - 567=117	
Tony D. Triplett	1143	9	127	144	160	142	446	132.42 - 127.00	= 5.42	446 - 381=65	
Bobby Turner Jr	1036		6bk172				0	172.67 - 172.67	= 0.00		
Kenny J. VanHorn	652		6bk108				0	108.67 - 108.67	= 0.00		
Bob G. Vogt	2095	12	174				0	174.58 - 174.58	= 0.00		
Scott B. vonAschwege	2514	15	167	200	180	186	566	171.11 - 167.60	= 3.51	566 - 501=65	
Ryan E. Walton	1040	6	173				0	173.33 - 173.33	= 0.00		
Dave L. Wilke	4162	27	154	167	214	160	541	156.77 - 154.15	= 2.62	541 - 462=79	
Lloyd A. Wilke	1794	18	99	104	77	95	276	98.57 - 99.67	= -1.10	276 - 297=-21	
Mark A. Woodside	3783	27	140				0	140.11 - 140.11	= 0.00		
Travys M. Woodside	554		3bk184	164	188	175	527	180.17 - 184.67	= -4.50	527 - 552=-25	
Kenny Wright	1694	12	141	136	174	206	516	147.33 - 141.17	= 6.17	516 - 423=93	
Mark A. Yonkers	3964	21	188	153	214	201	568	188.83 - 188.76	= 0.07	568 - 564=4	
Brandon L. Young	2867	21	136				0	136.52 - 136.52	= 0.00		
Matt Young	2768	24	115	88	119	90	297	113.52 - 115.33	= -1.81	297 - 345=-48	

Monday 6:30 pm

Big Apple Fun Center
High Average Listing

<u>Name</u>	<u>True Average</u>	<u>Pins</u>	<u>Gms</u>	<u>To Raise Avg +1</u>	<u>To Drop Avg -1</u>
Anthony A. Jenneman	278.00	834	3	840	833
Jeremy J. Dalland	215.88	5181	24	651	623
Carter R. Hollis	213.57	6407	30	655	621
Kelly R. McFadden	212.72	3829	18	644	622
Sam L. Fread	211.17	6335	30	661	627
David L. Fread	210.23	6307	30	656	622
Colton L. Schwarz	210.00	630	3	636	629
Jerred J. Johnson	206.40	3096	15	630	611
Chuck M. Brisbin	204.23	6127	30	638	604
Micheal L. Brown	203.67	2444	12	616	600
Jason S. Feddersen	200.71	4215	21	609	584
Bruce A. Hatcher	199.89	3598	18	602	580
Shay W. Robinson	198.30	5354	27	616	585
Justin R. Swanek	197.40	2961	15	603	584
Randy A. Myers	196.48	4126	21	602	577
Jarvis J. Culler	196.04	5293	27	617	586
Jared J. Samuelson	196.00	4704	24	615	587
Brad M. Olson	195.13	5854	30	614	580
Thomas C. Richmond	191.50	5745	30	591	557
Chris R. Lytle	190.04	5131	27	599	568
Ryan M. Grotrian	190.00	570	3	576	569
Mark A. Yonkers	188.83	4532	24	571	543
Aaron D. Rewinkel	186.30	5030	27	580	549
Thomas E. McLeod	186.21	4469	24	580	552
Bill J. Robinson	185.08	2221	12	569	553
Jeff A. Fruhling	183.89	1655	9	553	540
Scott A. Bauer	183.30	4949	27	571	540
Jason D. Stubbs	182.29	4375	24	566	538
Douglas G. Houtz	181.50	1089	6	549	539
Bryon J. Sazama	181.33	2176	12	554	538
Nicholas H. Kidd	181.25	2175	12	555	539
Gary D. Hatcher	180.63	4877	27	553	522
Travys M. Woodside	180.17	1081	6	548	538
Mark A. Bowman	178.13	5344	30	563	529
Ryan D. Clark	178.10	3740	21	556	531
Michael G. Marcellus	177.54	4261	24	545	517
John L. Krotz	177.26	4786	27	554	523
Levi M. Clark	176.33	2116	12	539	523
Nathaniel E. Banks	176.10	5283	30	558	524
Shawn M. Carson	175.78	1582	9	530	517
Tyler L. Mizner	175.71	3690	21	534	509
Bob G. Vogt	174.58	2095	12	530	514
John L. Nikkila	173.96	4697	27	523	492
Ryan E. Walton	173.33	1040	6	526	516
Darrin W. Karsten	172.72	3109	18	524	502
Robert L. Turner Jr	172.67	1036	6	521	511
Kevin L. Moriarty	172.37	4654	27	536	505
Scott B. vonAschwege	171.11	3080	18	532	510
Josh K. Krolikowski	170.93	4615	27	515	484

<u>Name</u>	<u>True Average</u>	<u>Pins</u>	<u>Gms</u>	<u>To Raise Avg +1</u>	<u>To Drop Avg -1</u>
Glen A. Brown	170.20	2553	15	525	506
Mark N. Elstermeier	169.78	1528	9	512	499
Kenneth A. Owen	169.39	3049	18	521	499
Larry L. Harrington	169.00	507	3	513	506
Douglas A. Giles	166.80	5004	30	507	473
Shawn E. Mizner	166.77	5003	30	508	474
Gil K. Kindsfater	165.50	993	6	501	491
Brent E. Hollis	164.00	492	3	498	491
Aaron M. Gottsch	163.92	1967	12	493	477
Ivan D. Stones	163.57	4907	30	505	471
Nick Kind	163.00	489	3	495	488
Noel Carnahan	162.47	4874	30	505	471
David D. Hibberd	161.17	4835	30	511	477
Robert W. Stevens	158.00	4740	30	507	473
Dave L. Wilke	156.77	4703	30	478	444
Mick R. Patsios	156.60	3915	25	481	452
John R. McKirahan	156.50	2817	18	480	458
Chris L. Stapleton	154.58	3710	24	475	447
Robert L. Cherry	154.17	4625	30	490	456
Darcy W. Huffman	153.42	3682	24	476	448
F.S. Fisher	153.26	4138	27	482	451
Craig A. Schutt	152.77	4583	30	466	432
Logan J. Albright	152.56	2746	18	467	445
Ron J. Studnicka	151.53	4546	30	470	436
Kenneth W. Wright	147.33	2210	15	454	435
William D. Kirkland	145.60	4368	30	450	416
Trevor A. Roberts	144.92	3478	24	437	409
Scott Matteson	142.33	2562	18	441	419
LeRoy H. Hoss	141.48	3820	27	440	409
Matt A. Cacy	140.70	3799	27	431	400
Mark A. Woodside	140.11	3783	27	447	416
Chris L. Exstrom	139.43	2928	21	432	407
Earl E. Rademacher	138.67	2080	15	422	403
William J. Dreyer	137.23	4117	30	437	403
Douglas J. Samuelson	137.19	2881	21	431	406
Brandon L. Young	136.52	2867	21	421	396
Roger P. Davis	135.52	2846	21	418	393
Mike D. Streeter	133.96	3215	24	403	375
Tony D. Triplett	132.42	1589	12	406	390
Michael S. McCollough	131.83	791	6	397	387
Sean A. McBride	128.50	771	6	390	380
Dustin J. Lawless	123.47	1852	15	380	361
Vaughn L. Cook	119.41	3224	27	376	345
Matthew J. Young	113.52	3065	27	355	324
Beau Follmer	112.67	338	3	340	333
Jacob B. Myers	111.42	1337	12	343	327
John D. Lawless	109.92	1319	12	331	315
Kenny J. VanHorn	108.67	652	6	329	319
Lloyd A. Wilke	98.57	2070	21	306	281

Monday 6:30 pm

Big Apple Fun Center

Most Pins Over Average

Name	-----Old-----		Old Avg	-1- -2- -3-			Total	---Average Change---			Weekly Over Avg Series Avg +/-
	Pins	Games		-1-	-2-	-3-		New - Old	---> +/-		
Bob Stevens	4131	27	153	174	200	235	609	158.00	- 153.00	= 5.00	609 - 459=150
Justin R. Swanek	2277	12	189	222	257	205	684	197.40	- 189.75	= 7.65	684 - 567=117
Chuck M. Brisbin	5417	27	200	257	197	256	710	204.23	- 200.63	= 3.60	710 - 600=110
Kenny Wright	1694	12	141	136	174	206	516	147.33	- 141.17	= 6.17	516 - 423=93
Bill Kirkland	3857	27	142	155	214	142	511	145.60	- 142.85	= 2.75	511 - 426=85
Dave L. Wilke	4162	27	154	167	214	160	541	156.77	- 154.15	= 2.62	541 - 462=79
Chris R. Lytle	4491	24	187	191	256	193	640	190.04	- 187.13	= 2.91	640 - 561=79
Jeremy J. Dalland	4469	21	212	245	263	204	712	215.88	- 212.81	= 3.07	712 - 636=76
Dustin J. Lawless	1422	12	118	158	121	151	430	123.47	- 118.50	= 4.97	430 - 354=76
Kevin L. Moriarty	4073	24	169	195	189	197	581	172.37	- 169.71	= 2.66	581 - 507=74
Nathan Banks	4693	27	173	176	193	221	590	176.10	- 173.81	= 2.29	590 - 519=71
Tony D. Triplett	1143	9	127	144	160	142	446	132.42	- 127.00	= 5.42	446 - 381=65
Scott B. vonAschwege	2514	15	167	200	180	186	566	171.11	- 167.60	= 3.51	566 - 501=65
David D. Hibberd	4299	27	159	160	151	225	536	161.17	- 159.22	= 1.94	536 - 477=59
Kenny Owen	2493	15bk166	169	194	193	556	556	169.39	- 166.20	= 3.19	556 - 498=58
Scott Matteson	2092	15	139	146	178	146	470	142.33	- 139.47	= 2.87	470 - 417=53
Shay W. Robinson	4714	24	196	236	201	203	640	198.30	- 196.42	= 1.88	640 - 588=52
Josh K. Krolkowski	4066	24	169	178	181	190	549	170.93	- 169.42	= 1.51	549 - 507=42
John L. Krotz	4225	24	176	201	170	190	561	177.26	- 176.04	= 1.22	561 - 528=33
Vaughn L. Cook	2838	24	118	137	106	143	386	119.41	- 118.25	= 1.16	386 - 354=32
Michael G. Marcellus	3703	21	176	172	215	171	558	177.54	- 176.33	= 1.21	558 - 528=30
Jason D. Stubbs	3806	21	181	179	203	187	569	182.29	- 181.24	= 1.05	569 - 543=26
Tom Richmond	5150	27	190	242	162	191	595	191.50	- 190.74	= 0.76	595 - 570=25
Carter R. Hollis	5748	27	212	154	258	247	659	213.57	- 212.89	= 0.68	659 - 636=23
Bill J. Robinson	1650	9bk183	178	213	180	571	571	185.08	- 183.33	= 1.75	571 - 549=22
Sam L. Fread	5687	27	210	190	246	212	648	211.17	- 210.63	= 0.54	648 - 630=18
Scott A. Bauer	4390	24	182	172	227	160	559	183.30	- 182.92	= 0.38	559 - 546=13
Nick Kidd	1623	9bk180	223	159	170	552	552	181.25	- 180.33	= 0.92	552 - 540=12
Joe Dreyer	3698	27	136	119	167	133	419	137.23	- 136.96	= 0.27	419 - 408=11
John R. McKirahan	2341	15bk156	186	129	161	476	476	156.50	- 156.07	= 0.43	476 - 468=8
Jeff A. Fruhling	1098	6bk183	204	169	184	557	557	183.89	- 183.00	= 0.89	557 - 549=8
Matt A. Cacy	3372	24	140	148	137	142	427	140.70	- 140.50	= 0.20	427 - 420=7
Mark A. Yonkers	3964	21	188	153	214	201	568	188.83	- 188.76	= 0.07	568 - 564=4
Mick R. Patsios	3443	22	156	162	159	151	472	156.60	- 156.50	= 0.10	472 - 468=4
Doug Samuelson	2467	18	137	159	125	130	414	137.19	- 137.06	= 0.13	414 - 411=3
Kelly R. McFadden	3191	15bk212	206	234	198	638	638	212.72	- 212.73	= -0.01	638 - 636=2
Craig A. Schutt	4125	27	152	156	118	184	458	152.77	- 152.78	= -0.01	458 - 456=2
Darrin W. Karsten	2591	15	172	130	213	175	518	172.72	- 172.73	= -0.01	518 - 516=2

Name	-----Old-----		Old					---Average Change---			Weekly Over Avg		
	Pins	Games	Avg	-1-	-2-	-3-	Total	New - Old	---> +/-	=	Series Avg +/-		
Ryan M. Grotrian	0	0	190	192	173	205	570	190.00	-	0.00	=	190.00	570 - 570=0
Roger P. Davis	2453	18	136	119	169	105	393	135.52	-	136.28	=	-0.75	393 - 408=-15
Noel Carnahan	4404	27	163	130	173	167	470	162.47	-	163.11	=	-0.64	470 - 489=-19
John L. Nikkila	4196	24	174	182	172	147	501	173.96	-	174.83	=	-0.87	501 - 522=-21
Lloyd A. Wilke	1794	18	99	104	77	95	276	98.57	-	99.67	=	-1.10	276 - 297=-21
Travys M. Woodside	554	3bk	184	164	188	175	527	180.17	-	184.67	=	-4.50	527 - 552=-25
Randy A. Myers	3561	18	197	220	151	194	565	196.48	-	197.83	=	-1.36	565 - 591=-26
Bob Cherry	4186	27	155	128	137	174	439	154.17	-	155.04	=	-0.87	439 - 465=-26
Ivan D. Stones	4442	27	164	170	157	138	465	163.57	-	164.52	=	-0.95	465 - 492=-27
Mark N. Elstermeier	1038	6bk	173	172	137	181	490	169.78	-	173.00	=	-3.22	490 - 519=-29
Chris L. Stapleton	3277	21	156	164	157	112	433	154.58	-	156.05	=	-1.46	433 - 468=-35
Gary D. Hatcher	4368	24	182	174	152	183	509	180.63	-	182.00	=	-1.37	509 - 546=-37
LeRoy H. Hoss	3431	24	142	150	137	102	389	141.48	-	142.96	=	-1.48	389 - 426=-37
Trevor A. Roberts	3078	21	146	94	169	137	400	144.92	-	146.57	=	-1.65	400 - 438=-38
Doug Giles	4540	27	168	144	164	156	464	166.80	-	168.15	=	-1.35	464 - 504=-40
Ryan D. Clark	3240	18	180	152	180	168	500	178.10	-	180.00	=	-1.90	500 - 540=-40
Tyler L. Mizner	3200	18	177	149	153	188	490	175.71	-	177.78	=	-2.06	490 - 531=-41
Matt Young	2768	24	115	88	119	90	297	113.52	-	115.33	=	-1.81	297 - 345=-48
Jarvis J. Culler	4750	24	197	211	170	162	543	196.04	-	197.92	=	-1.88	543 - 591=-48
Aaron D. Rewinkel	4520	24	188	168	187	155	510	186.30	-	188.33	=	-2.04	510 - 564=-54
Mark A. Bowman	4860	27	180	194	143	147	484	178.13	-	180.00	=	-1.87	484 - 540=-56
Dave Fread	5728	27	212	160	182	237	579	210.23	-	212.15	=	-1.91	579 - 636=-57
Shawn E. Mizner	4557	27	168	171	122	153	446	166.77	-	168.78	=	-2.01	446 - 504=-58
Brad M. Olson	5336	27	197	188	169	161	518	195.13	-	197.63	=	-2.50	518 - 591=-73
Ron J. Studnicka	4161	27	154	125	127	133	385	151.53	-	154.11	=	-2.58	385 - 462=-77
Darcy W. Huffman	3295	21	156	130	127	130	387	153.42	-	156.90	=	-3.49	387 - 468=-81

Monday 6:30 pm

Big Apple Fun Center

Alphabetic League Bowler Contact List

USBC							Bowling		
ID Number	Name	Avg	Gms	Phone	Phone	E-mail	Hand	Sex	
1494-2865	Albright, Logan J.	152	18	(308)233-1880	()_-__	logan.albright@hotmail.com	R	M	
1494-2512	Banks, Nathaniel "Nathan" E.	176	30	(308)293-4613	(308)440-0704	neb01091986@gmail.com	R	M	
1494-1881	Bauer, Scott A.	183	27	(308)440-6763	()_-__	bow8210@gmail.com	R	M	
1494-3007	Bowman, Mark A.	178	30	(308)440-5696	()_-__		L	M	
1494-789	Brisbin, Chuck M.	204	30	(308)440-2265	(308)234-4545	Huskers300@gmail.com	R	M	
1494-2241	Brown, Glen A.	170	15	(308)293-0430	()_-__	ebsglen@eustisbodyshop.com	R	M	
11-463941	Brown, Micheal "Mike" L.	203	12	(308)233-7686	()_-__		R	M	
11-646986	Cacy, Matt A.	140	27	(402)560-0835	()_-__	m_cacy91@hotmail.com	R	M	
1494-2974	Carnahan, Noel	162	30	(308)627-7903	()_-__		R	M	
11-520000	Carson, Shawn M.	175	9	(308)627-7891	()_-__	s.carson.army@gmail.com	R	M	
1494-11	Cherry, Robert "Bob" L.	154	30	(308)938-2525	()_-__		R	M	
6219-21	Clark, Levi M.	176	12	(308)380-5442	()_-__	leviclark56@gmail.com	R	M	
1524-33	Clark, Ryan D.	178	21	(308)216-0085	(308)867-5309	cwbyz21@gmail.com	R	M	
1494-3022	Cook, Vaughn L.	119	27	(903)424-2270	()_-__		R	M	
1494-2615	Culler, Jarvis J.	196	27	(308)224-0465	(308)233-7234	jarvisculler@yahoo.com	R	M	
1231-603	Dalland, Jeremy J.	215	24	(308)440-7560	()_-__	jerdahl13@hotmail.com	R	M	
1494-594	Davis, Roger P.	135	21	(308)237-9320	()_-__	davisr@unk.edu	R	M	
11-768339	Dreyer, William "Joe" J.	137	30	(308)627-8117	()_-__	dreyer.joe13@gmail.com	R	M	
1494-2234	Elstermeier, Mark N.	169	9	(308)237-6872	()_-__		R	M	
1494-2788	Extrom, Chris L.	139	21	(308)440-6930	()_-__	extromc@yahoo.com	R	M	
11-389086	Fedderson, Jason S.	200	21	(308)627-8211	()_-__	chiefjed55@gmail.com	R	M	
1494-2842	Fisher, F.S. "Flip"	153	27	(308)293-2444	()_-__	flipfisher@gmail.com	R	M	
9726-4239	Follmer, Beau	112	3	(308)627-4777	()_-__		R	M	
1498-19	Fread, David "Dave" L.	210	30	(308)325-1042	()_-__	dave122462@hotmail.com	R	M	
6203-14	Fread, Sam L.	211	30	(308)746-6776	()_-__	sfread8@gmail.com	L	M	
1494-261	Fruhling, Jeff A.	183	9	(308)627-7332	(308)236-5853	drfruman@hotmail.com	R	M	
1494-1810	Giles, Douglas "Doug" A.	166	30	(308)627-5683	()_-__	gman245@yahoo.com	R	M	
1494-2536	Gottsch, Aaron M.	163	12	(308)962-6488	(308)991-3582	gotcha_21@yahoo.com	R	M	
1505-23	Grotrian, Ryan M.	190	3	(308)440-1589	()_-__	groat2112@yahoo.com	R	M	
27580-14	Harrington, Larry L.	169	3	(308)236-5902	()_-__		R	M	
1486-2240	Hatcher, Bruce A.	199	18	(308)627-7379	()_-__	brucehatcher@charter.net	R	M	
1494-256	Hatcher, Gary D.	180	27	(308)238-3914	()_-__	gary.hatcher@charter.net	R	M	
1494-473	Hibberd, David D.	161	30	(308)627-5006	()_-__	hibbz05@hotmail.com	R	M	
9726-4115	Hollis, Brent E.	164	3	(308)627-7532	()_-__		R	M	
11-536044	Hollis, Carter R.	213	30	(308)293-3437	()_-__	onekoolmustang@aol.com	R	M	
1494-134	Hoss, LeRoy H.	141	27	(308)238-3792	()_-__	leroyhoss@gmail.com	R	M	
1494-649	Houtz, Douglas "Doug" G.	181	6	(308)224-1698	()_-__	writetodoug@yahoo.com	R	M	
1494-2970	Huffman, Darcy W.	153	24	(308)214-0813	()_-__	dwhuffman09@ole.augie.edu	R	M	
16-160545	Jenneman, Anthony A.	278	3	(308)383-8313	()_-__	jennemananthony@gmail.com	L	M	
1494-2364	Johnson, Jerred J.	206	15	(308)440-1200	()_-__	jjliv2hunt@hotmail.com	R	M	
1494-1613	Karsten, Darrin W.	172	18	(308)627-4799	(308)237-5025	dwkarsten@aol.com	R	M	
1489-496	Kidd, Nicholas "Nick" H.	181	12	(308)627-6139	()_-__	nickkidd79@gmail.com	R	M	
9726-4240	Kind, Nick	163	3	(402)619-0085	()_-__		R	M	
1494-324	Kindsfater, Gil K.	165	6	(308)234-2298	(308)233-7172	gmkind@charter.net	R	M	
1494-1989	Kirkland, William "Bill" D.	145	30	(308)233-4253	()_-__	kirklandsiding@charter.net	R	M	
1494-2696	Krolikowski, Josh K.	170	27	(308)440-1536	()_-__		R	M	
1494-2625	Krotz, John L.	177	27	(308)440-9799	()_-__	jkrotz@yahoo.com	R	M	
9726-4219	Lawless, Dustin J.	123	15	(308)293-4410	()_-__	lawlessdj@yahoo.com	R	M	
9726-4213	Lawless, John D.	109	12	(460)973-0204	()_-__		R	M	
1494-2493	Lytle, Chris R.	190	27	(308)224-1023	()_-__	lytlecr@hotmail.com	R	M	
11-520037	Marcellus, Michael G.	177	24	(308)830-1967	()_-__	michael.gordon-marcellus@hotmail.com	R	M	
1494-2291	Matteson, Scott	142	18	(308)440-4863	()_-__	scott.matteson6@gmail.com	R	M	

USBC							Bowling	
ID Number	Name	Avg	Gms	Phone	Phone	E-mail	Hand	Sex
9726-4200	McBride, Sean A.	128	6	(308)224-8576	()_-__		R	M
1494-2687	McCollough, Michael "Mike" S.	131	6	(308)293-6488	()_-__	mccolloughms@gmail.com	R	M
6219-307	McFadden, Kelly R.	212	18	(308)293-7045	()_-__	kelly.mcfadden@yahoo.com	R	M
1494-1048	McKirahan, John R.	156	18	(308)234-6236	()_-__	jsmck@charter.net	L	M
1494-2556	McLeod, Thomas "Tom" E.	186	24	(308)440-2091	()_-__	tmcleod221@gmail.com	R	M
1494-1721	Mizner, Shawn E.	166	30	(308)293-5027	()_-__	shawnmizner17@gmail.com	R	M
11-588272	Mizner, Tyler L.	175	21	(308)440-8728	()_-__	tyler.mizner00@gmail.com	R	M
1494-689	Moriarty, Kevin L.	172	27	(308)995-8877	(308)440-8641	kmoriarty@holdregehomes.org	R	M
9726-4217	Myers, Jacob "Jake" B.	111	12	(308)880-0869	()_-__	myers.b.jake@gmail.com	R	M
1494-3121	Myers, Randy A.	196	21	(308)830-1492	()_-__	r.myers87@yahoo.com	R	M
1494-182	Nikkila, John L.	173	27	(308)440-1331	()_-__	jln.mkn@charter.net	R	M
1494-957	Olson, Brad M.	195	30	(308)440-3992	()_-__	bgraphic23@gmail.com	R	M
300-6153	Owen, Kenneth "Kenny" A.	169	18	(308)440-8316	(308)234-4545	ken.owen@bigapplefuncenter.com	R	M
1494-1224	Patsios, Mick R.	156	25	(308)237-3007	(308)233-2780	mpatsios53@charter.net	R	M
1494-128	Rademacher, Earl E.	138	15	(308)237-2063	(308)627-8522	ejrademacher@charter.net	R	M
1494-2496	Rewinkel, Aaron D.	186	27	(308)224-0204	()_-__	rewinkelad@yahoo.com	L	M
1494-1207	Richmond, Thomas "Tom" C.	191	30	(308)293-5430	()_-__	thmsrchmnd@gmail.com	R	M
11-604727	Roberts, Trevor A.	144	24	(308)440-9524	()_-__	trgobigred@gmail.com	L	M
1494-98	Robinson, Bill J.	185	12	(308)233-2851	()_-__	robinsonb@qwestoffice.net	L	M
1494-2227	Robinson, Shay W.	198	27	(308)440-5104	()_-__		R	M
1494-84	Samuelson, Douglas "Doug" J.	137	21	(308)233-2999	(308)234-9330	drsamuels@frontiernet.net	L	M
6201-21	Samuelson, Jared J.	196	24	(308)233-1018	()_-__	samuelsonjj@gmail.com	R	M
1494-360	Sazama, Bryon J.	181	12	(308)440-4545	()_-__	jhawks3437@yahoo.com	R	M
1494-3217	Schutt, Craig A.	152	30	(308)216-0911	(308)224-5421		R	M
6203-37	Schwarz, Colton L.	210	3	(308)325-3217	()_-__		R	M
1494-452	Stapleton, Chris L.	154	24	(308)293-5387	()_-__		R	M
1494-303	Stevens, Robert "Bob" W.	158	30	(308)440-4005	()_-__		R	M
1494-6	Stones, Ivan D.	163	30	(308)234-4231	(308)440-3258	stonivad@charter.net	R	M
1494-1038	Streeter, Mike D.	133	24	(308)627-6198	()_-__	mstreeter@frontiernet.net	R	M
1494-1079	Stubbs, Jason D.	182	24	(308)236-5351	()_-__	stujas@gmail.com	R	M
1494-3219	Studnicka, Ron J.	151	30	(308)627-4355	(308)234-3645		R	M
1489-1082	Swanek, Justin R.	197	15	(402)210-0537	()_-__	biggerj79@yahoo.com	R	M
9726-4234	Triplett, Tony D.	132	12	(308)627-5584	()_-__	triplett8@msn.com	R	M
1494-87	Turner Jr, Robert "Bobby" L.	172	6	(308)440-1799	()_-__	bobby.turner59@yahoo.com	R	M
1494-333	VanHorn, Kenny J.	108	6	(308)233-2795	()_-__	vanhorns@charter.net	R	M
1494-88	Vogt, Bob G.	174	12	(308)234-9330	(308)233-2447		R	M
1494-994	vonAschwege, Scott B.	171	18	(308)293-0277	()_-__	saschwege@gmail.com	R	M
8194-541	Walton, Ryan E.	173	6	(402)672-1080	()_-__	ryanewalton@yahoo.com	R	M
1494-1792	Wilke, Dave L.	156	30	(308)627-6825	()_-__	dave@wilkecc.com	R	M
1494-159	Wilke, Lloyd A.	98	21	(308)468-6739	(308)216-0737	wilkelsw@nctc.net	R	M
1494-1269	Woodside, Mark A.	140	27	(308)233-2077	()_-__	mawoodside@yahoo.com	L	M
1494-2945	Woodside, Travys M.	180	6	(308)440-2828	()_-__	travysw@gmail.com	R	M
1513-1207	Wright, Kenneth "Kenny" W.	147	15	(308)529-8373	()_-__	kwright68847@yahoo.com	R	M
1494-1898	Yonkers, Mark A.	188	24	(308)440-6006	()_-__		R	M
9726-4117	Young, Brandon L.	136	21	(910)876-2132	()_-__	bladenpolice@gmail.com	R	M
9726-4114	Young, Matthew "Matt" J.	113	27	(308)627-9601	()_-__		R	M

Classic 2019-20

Big Apple Fun Center

This report is for scores bowled November 11 which is Week 10 of 30

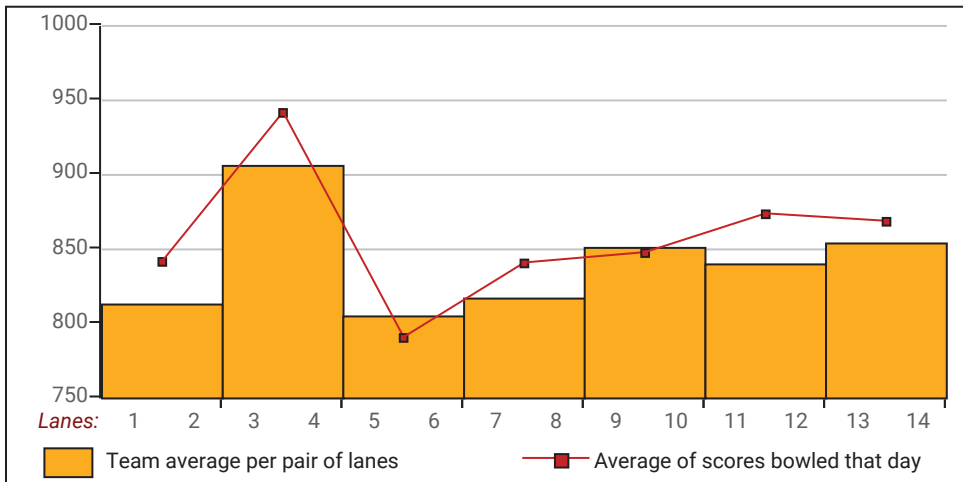
This Week's Statistics: Lefties vs Righties

Unless designated left handed, bowlers are considered right handed.

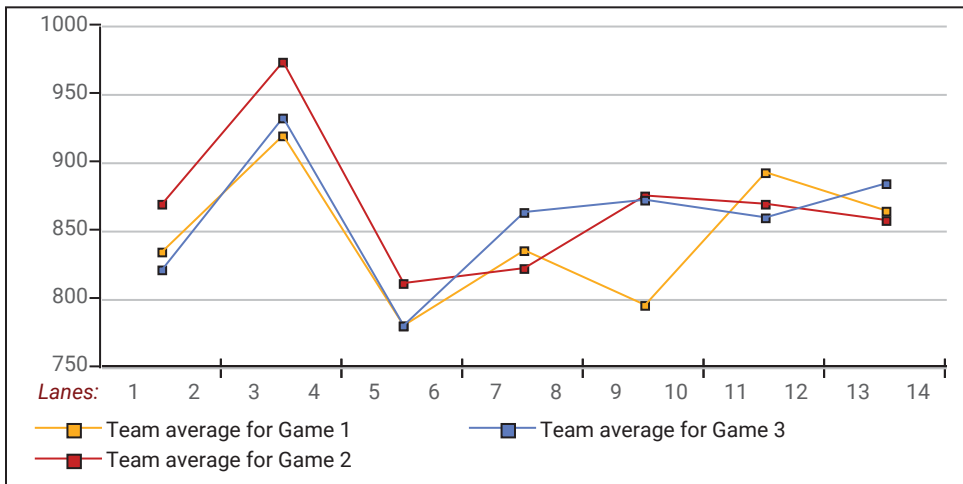
	Over All	Right	Left
How many people bowled	64	57	7
Number of games bowled	192	171	21
Actual average of week's scores	171.47	172.04	166.81
How many games above average	105	97	8
How many games below average	85	72	13
Pins above/below average per game	3.44	4.43	-4.62
How many people raised average by this amount	35	31	4
	2.16	2.35	0.71
How many people went down by this amount	28	25	3
	-1.63	-1.60	-1.85
League average before bowling	168.47	168.07	171.71
League average after bowling	168.94	168.65	171.33
Change in league average	0.47	0.58	-0.39
800s	--	--	--
775s	--	--	--
750s	--	--	--
725s	--	--	--
700s	2	2	--
675s	1	1	--
650s	1	1	--
625s	4	3	1
600s	1	1	--
575s	4	4	--
550s	12	11	1
525s	5	5	--
500s	8	7	1
475s	4	2	2
450s	6	6	--
425s	6	6	--
400s	3	1	2
below 400	7	7	--
300s	--	--	--
275s	--	--	--
250s	6	6	--
225s	10	9	1
200s	25	23	2
175s	41	35	6
150s	60	55	5
125s	34	28	6
100s	11	11	--
below 100	5	4	1

This report is for scores bowled November 11 which is Week 10 of 30

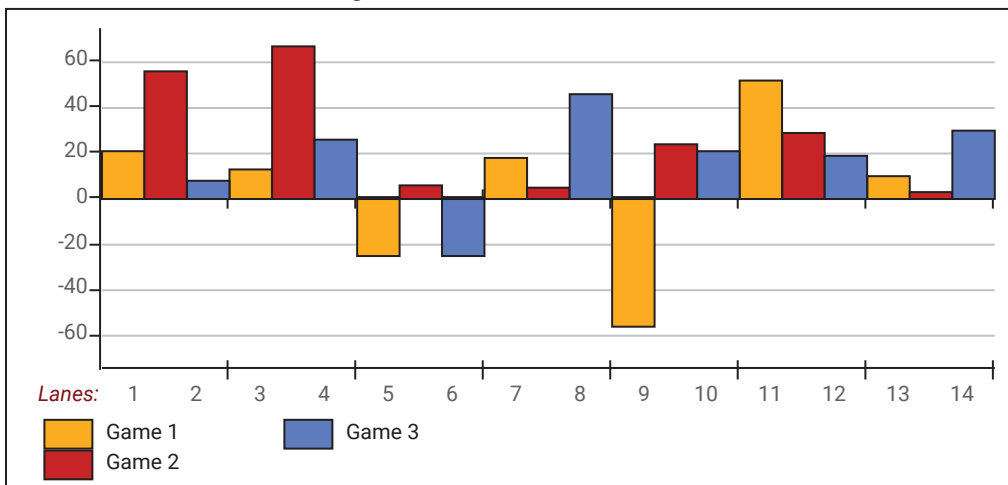
Team Average vs Avg of Scores



Average of Scores for Each Game

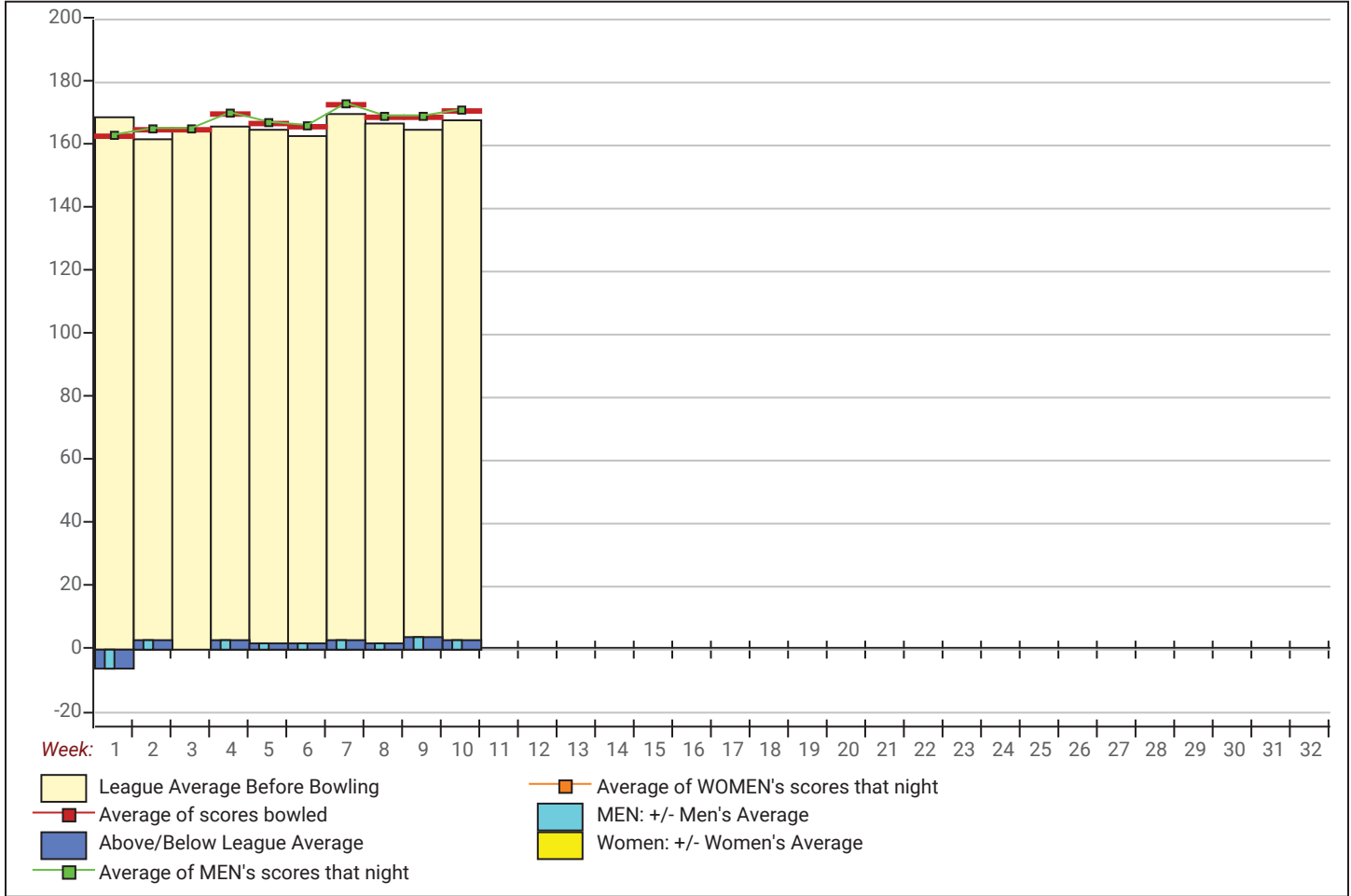


Amount Over/Under Team Average



This report is for scores bowled November 11 which is Week 10 of 30

League Average Week-by-Week



League Average Statistics for Last Week

	League	Right Hand	Left Hand
League Average Before Bowling	168.47	168.07	171.71
Average of scores bowled that night	171.47	172.04	166.81
New League Average After Bowling	168.94	168.65	171.33
Change in League Average	.47	.58	-.39
People Who Bowled Over Average	35	31	4
People Who Bowled Under Average	28	25	3
Average Amount of Series Over Avg	48.09	52.65	12.75
Average Amount of Series Under Avg	-36.54	-35.00	-49.33
Difference Avg, NiteAvg	3.44	4.43	-4.62
Number of Bowlers	64	57	7
Number of Games Bowled	192	171	21
People Who Raised Their Average	35	31	4
Raised By an Average of This Amount	2.16	2.35	.71
People Who Lowered Their Average	28	25	3
Lowered By an Average of This Amou	-1.63	-1.60	-1.85
Number of Games Bowled Over Avera	105	97	8
Number of Games Bowled Under Avera	85	72	13

Note: Averages are based only on people who bowled.

Monday 6:30 pm

Big Apple Fun Center

Lanes 1 - 14

If you have questions, please contact

Gary Hatcher (308)238-3914 PO Box 594, Gibbon, NE 68840
Send E-mail to: gary.hatcher@charter.net

Note: This report includes information through November 11 which is Week 10 of 30

Awards Earned This Week

Name	USBC ID Number	Award Average	Award Games	G1	G2	G3	Series	Award Score	Award Received
Chuck M. Brisbin	1494-789 USBC	200	27	257	197	256	710	710	700 Series (Local Assoc. Awards)
	1494-789 USBC	200	27	257	197	256	710	257	250 Game (Local Assoc. Awards)
	1494-789 USBC	200	27	257	197	256	710	256	250 Game (Local Assoc. Awards)
Jeremy J. Dalland	1231-603 USBC	212	21	245	263	204	712	712	700 Series (Local Assoc. Awards)
	1231-603 USBC	212	21	245	263	204	712	263	250 Game (Local Assoc. Awards)
Carter R. Hollis	11-536044 USBC	212	27	154	258	247	659	258	250 Game (Local Assoc. Awards)
William D. Kirkland	1494-1989 USBC	142	27	155	214	142	511	511	500 Series (Local Assoc. Awards)
Chris R. Lytle	1494-2493 USBC	187	24	191	256	193	640	256	250 Game (Local Assoc. Awards)
Robert W. Stevens	1494-303 USBC	153	27	174	200	235	609	609	140 Pins Over Average (Local Assoc. Awards)
	1494-303 USBC	153	27	174	200	235	609	609	600 Series (Local Assoc. Awards)
	1494-303 USBC	153	27	174	200	235	609	235	75 Pins Over Average (Local Assoc. Awards)
Justin R. Swanek	1489-1082 USBC	192	54	222	257	205	684	257	250 Game (Local Assoc. Awards)

Monday 6:30 pm

Big Apple Fun Center

Lanes 1 - 14

Team Standings

Place	Team Name	Avg p/gm	Points Won	Points Lost	Year-To-Date WON	Y-T-D LOST
1	Cunningham's Journal	914	258	142	258	142
2	Wilke Contracting	747	249	151	249	151
3	Chicken Coop	946	238	162	238	162
4	Old Chicago	870	231	169	231	169
5	Kirkland Siding	844	215½	184½	215½	184½
6	Lethal Injection Diesel Servi	770	201	199	201	199
7	The New Guys	760	193½	206½	193½	206½
8	Big Apple Fun Center	918	191½	208½	191½	208½
9	DMilaco	723	179½	220½	179½	220½
10	Eustis Body Shop	985	177	223	177	223
11	West	875	168½	231½	168½	231½
12	Mad Doctors	737	159½	240½	159½	240½
13	Auto Central	804	129	271	129	271
14	Draw Team	818	209	191	209	191

*** Although not shown, standings are determined by points only for the current part

Last Week's Top Scores

Scratch Game	Scratch Series	Handicap Game	Handicap Series
263 Jeremy Dalland	712 Jeremy Dalland	297 Bob Stevens	795 Bob Stevens
258 Carter Hollis	710 Chuck Brisbin	287 Bill Kirkland	762 Justin Swaneck
257 Justin Swaneck	684 Justin Swaneck	284 Chris Lytle	755 Chuck Brisbin
257 Chuck Brisbin	659 Carter Hollis	283 Justin Swaneck	738 Kenny Wright
256 Chris Lytle	648 Sam Fread	281 David Hibberd	730 Bill Kirkland
246 Sam Fread	640 Shay Robinson	280 Kenny Wright	724 Dave Wilke
242 Tom Richmond	640 Chris Lytle	275 Dave Wilke	724 Chris Lytle
237 Dave Fread	638 Kelly McFadden	272 Chuck Brisbin	721 Jeremy Dalland
236 Shay Robinson	609 Bob Stevens	267 Tom Richmond	721 Dustin Lawless
235 Bob Stevens	595 Tom Richmond	266 Jeremy Dalland	719 Kevin Moriarty

Monday 6:30 pm

Big Apple Fun Center

Lanes 1 - 14

President: Chuck Brisbin is on Lane 8 Vice President: Tom McLeod is on Lane 4
 Secretary/Treasurer: Gary Hatcher is on Lane 14

Team Standings

Place	#	Team Name	Points Won	Points Lost	%Won	Pins + HDCP	Scratch Pins	Avg p/gm	Year-To-Date WON	Y-T-D LOST	Y-T-D % WON
1	1	Old Chicago	265	135	66.3	66008	53680	894	496	304	62.0
2	9	Chicken Coop	223	177	55.8	65771	58226	970	461	339	57.6
3	8	DMilaco	222	178	55.5	65058	44310	738	401 ½	398 ½	50.2
4	5	Mad Doctors	211 ½	188 ½	52.9	65089	44956	749	371	429	46.4
5	4	West	202	198	50.5	65493	53826	897	370 ½	429 ½	46.3
6	12	Wilke Contracting	196	204	49.0	66080	44966	749	445	355	55.6
7	3	Big Apple Fun Center	196	204	49.0	64538	54514	908	387 ½	412 ½	48.4
8	11	Kirkland Siding	194 ½	205 ½	48.6	65322	50940	849	410	390	51.3
9	13	Auto Central	188	212	47.0	65369	49109	818	317	483	39.6
10	6	Eustis Body Shop	183 ½	216 ½	45.9	64424	58490	974	360 ½	439 ½	45.1
11	7	Lethal Injection Diesel Servi	180	220	45.0	64898	47088	784	381	419	47.6
12	2	Cunningham's Journal	175	225	43.8	65792	54981	916	433	367	54.1
13	10	The New Guys	171 ½	228 ½	42.9	65509	44875	747	365	435	45.6
14	14	Draw Team	192	208		65057	48490	808	401	399	50.1

Review of Last Week's Bowling.....

Lanes	Team Name	HDCP -1-	HDCP -2-	HDCP -3-	HDCP Total	Last Wk WON	Team Name	HDCP -1-	HDCP -2-	HDCP -3-	HDCP Total	Last Wk WON
1-2	Old Chicago	1044	1059	1101	3204	25	<---> DMilaco	1100	1040	1047	3187	15
3-4	Chicken Coop	1018	1091	1136	3245	26 ½	<---> West	1067	1086	961	3114	13 ½
5-6	Wilke Contracting	1053	1085	1137	3275	9 ½	<---> Mad Doctors	1062	1094	1161	3317	30 ½
7-8	Auto Central	1095	1120	1033	3248	13	<---> Big Apple Fun Center	1147	1061	1165	3373	27
9-10	Kirkland Siding	1078	1020	1084	3182	27	<---> Lethal Injection Diesel	1116	1003	1006	3125	13
11-12	Cunningham's Journal	1013	946	1109	3068	15	<---> Eustis Body Shop	1064	1082	949	3095	25
13-14	The New Guys	1089	1169	1187	3445	26	<---> Draw Team	1095	1120	1033	3248	14

Lane Assignments

	1-2	3-4	5-6	7-8	9-10	11-12	13-14
Wk21 02/10	11-14	6- 1	10-13	3- 9	7- 2	12- 5	8- 4
Wk22 02/17	2-12	14- 3	8- 6	10- 4	11- 1	7- 9	5-13
Wk23 02/24	4- 7	9-11	1- 5	8- 3	13-12	6-10	2-14

Last Week's Top Scores

Team Scratch Game	Team Scratch Series	Team Handicap Game	Team Handicap Series
1035 Chicken Coop	2942 Chicken Coop	1187 The New Guys	3445 The New Guys
968 Eustis Body Shop	2761 Big Apple Fun Center	1165 Big Apple Fun Center	3373 Big Apple Fun Cent
961 Big Apple Fun Center	2753 Eustis Body Shop	1161 Mad Doctors	3317 Mad Doctors
956 Cunningham's Journal	2655 Old Chicago	1137 Wilke Contracting	3275 Wilke Contracting
928 West	2640 West	1136 Chicken Coop	3248 Auto Central
918 Old Chicago	2618 Kirkland Siding	1120 Auto Central	3245 Chicken Coop
896 Kirkland Siding	2609 Cunningham's Journal	1116 Lethal Injection Diesel Serv	3204 Old Chicago
868 Lethal Injection Diesel Serv	2423 Auto Central	1109 Cunningham's Journal	3187 DMilaco
845 Auto Central	2416 DMilaco	1101 Old Chicago	3182 Kirkland Siding
843 DMilaco	2383 The New Guys	1100 DMilaco	3125 Lethal Injection Die
840 Mad Doctors	2381 Lethal Injection Diesel Serv	1086 West	3114 West
833 The New Guys	2354 Mad Doctors	1084 Kirkland Siding	3095 Eustis Body Shop
813 Wilke Contracting	2303 Wilke Contracting	1082 Eustis Body Shop	3068 Cunningham's Jour

Last Week's Top Scores - Continued

<u>Scratch Game</u>		<u>Scratch Series</u>		<u>Handicap Game</u>		<u>Handicap Series</u>	
256	Carter Hollis	679	Carter Hollis	292	Mike McCollough	770	Doug Samuelson
249	Jeremy Dalland	651	Chuck Brisbin	274	Michael Marcellus	715	Chris Exstrom
245	Chuck Brisbin	633	Scott Bauer	271	Doug Samuelson	714	Scott Bauer
237	Scott Bauer	629	Randy Myers	265	Chris Exstrom	712	Tony Triplett
237	Michael Marcellus	629	Anthony Jenneman	265	Shawn Mizner	705	Chris Stapleton
235	Tom McLeod	628	Jeremy Dalland	264	Scott Bauer	704	Randy Myers
234	Anthony Jenneman	591	Justin Swaneck	262	Tom McLeod	702	Mike Streeter
232	Randy Myers	590	Darrin Karsten	261	Carter Hollis	701	Flip Fisher
224	Mike McCollough	578	Jarvis Culler	257	Randy Myers	697	Mike McCollough
222	Bobby Turner Jr	577	Bruce Hatcher	257	Chris Stapleton	697	Shawn Mizner

Season High Scores

<u>Team Scratch Game</u>		<u>Team Scratch Series</u>		<u>Team Handicap Game</u>		<u>Team Handicap Series</u>	
1161	Eustis Body Shop	3316	Eustis Body Shop	1293	Kirkland Siding	3695	Cunningham's Jour
1113	Chicken Coop	3174	Chicken Coop	1266	The New Guys	3635	Kirkland Siding
1059	Big Apple Fun Center	3116	Cunningham's Journal	1257	Cunningham's Journal	3600	Wilke Contracting
1056	Cunningham's Journal	3031	Big Apple Fun Center	1229	Eustis Body Shop	3578	The New Guys
1047	Kirkland Siding	2996	West	1226	Auto Central	3520	Eustis Body Shop
1044	Old Chicago	2971	Old Chicago	1223	Wilke Contracting	3500	West
1031	West	2897	Kirkland Siding	1218	Mad Doctors	3491	Chicken Coop
983	Auto Central	2703	Lethal Injection Diesel Serv	1212	Lethal Injection Diesel Serv	3471	Mad Doctors
959	The New Guys	2670	Auto Central	1212	Chicken Coop	3467	Old Chicago
956	Lethal Injection Diesel Serv	2657	The New Guys	1208	DMilaco	3460	Lethal Injection Die
917	Wilke Contracting	2531	Wilke Contracting	1206	Old Chicago	3452	Auto Central
890	Mad Doctors	2487	Mad Doctors	1201	West	3391	Big Apple Fun Cent
858	DMilaco	2416	DMilaco	1182	Big Apple Fun Center	3381	DMilaco
<u>Scratch Game</u>		<u>Scratch Series</u>		<u>Handicap Game</u>		<u>Handicap Series</u>	
300	Anthony Jenneman	834	Anthony Jenneman	300	Logan Albright	834	Anthony Jenneman
279	Jeremy Dalland	766	Justin Swaneck	300	Kenny Owen	828	Josh Krolikowski
279	Justin Swaneck	740	Jeremy Dalland	300	Brent Hollis	820	Justin Swaneck
278	Aaron Rewinkel	739	Dave Fread	300	Anthony Jenneman	816	John Krotz
276	Mike Brown	733	Carter Hollis	300	Matt Cacy	808	Todd Mathews
270	Sam Fread	726	Tom Richmond	300	Aaron Rewinkel	798	Tom Richmond
268	Logan Albright	716	Kelly McFadden	299	John Krotz	795	Bob Stevens
268	Jared Samuelson	715	Chuck Brisbin	298	Mike Brown	794	Mark Bowman
267	Jarvis Culler	706	Sam Fread	298	Chris Stapleton	792	Logan Albright
266	Kelly McFadden	701	Mike Brown	297	Doug Giles	791	Bill Robinson
266	Tom Richmond			297	Bob Stevens		
				297	Justin Swaneck		
				297	Mike Streeter		
				297	Shawn Mizner		

Team Rosters**1 - Old Chicago**

<u>Name</u>	<u>Avg</u>	<u>HDCP</u>	<u>Pins</u>	<u>Gms</u>	<u>Points Won</u>	<u>High Game</u>	<u>High Sers</u>	<u>HDCP Game</u>	<u>HDCP Sers</u>	<u>Most Improved Avg +/-</u>	<u>To Raise Avg +1</u>	<u>To Drop Avg -1</u>	<u>Weekly Over Avg Series Avg +/-</u>	
Matt Cacy	143	72	6905	48	27.5	227	510	300	735	141	+2.85	439	387	
Aaron Gottsch	168	47	4052	24	24.0	209	544	279	722	167	+1.83	511	483	544 - 501=43
Scott vonAschwege	172	43	4647	27	21.0	223	566	267	710	171	+1.11	543	512	498 - 516=-18
Levi Clark	178	37	5892	33	27.5	234	642	293	783	177	+1.55	552	515	485 - 540=-55
Ryan Clark	183	32	7170	39	30.0	245	641	287	770	178	+5.85	558	515	
Darrin Karsten	186	29	7822	42	31.0	246	657	281	766	178	+8.24	593	547	590 - 555=35
Tom McLeod	187	28	9584	51	31.0	247	615	274	699	189	-1.08	568	513	538 - 564=-26
Kelly McFadden	211	4	7608	36	34.0	266	716	271	752	212	-0.67	660	620	

2 - Cunningham's Journal

Name	Avg	HDCP	Pins	Gms	Points	High	High	HDCP	HDCP	Most Improved		To Raise	To Drop	Weekly Over Avg
					Won	Game	Sers	Game	Sers	Avg	+/-	Avg +1	Avg -1	Series Avg +/-
Logan Albright	164	51	6920	42	29.5	268	621	300	792	158	+6.76	505	459	
Josh Krolkowski	172	43	9335	54	40.0	227	629	294	828	163	+9.87	526	468	414 - 522=-108
Doug Giles	170	45	9196	54	34.0	245	618	297	774	163	+7.30	551	493	478 - 510=-32
Chris Lytle	186	29	8379	45	30.5	256	640	284	724	186	+0.20	597	548	569 - 555=14
Jeff Fruhling	178	37	4818	27	21.0	241	621	281	783	184	-5.56	552	521	520 - 537=-17
Jerred Johnson	201	14	4827	24	16.5	245	679	265	730	201	+0.13	627	599	
Jeremy Dalland	213	2	10269	48	31.0	279	740	279	740	212	+1.94	645	593	628 - 642=-14

3 - Big Apple Fun Center

Name	Avg	HDCP	Pins	Gms	Points	High	High	HDCP	HDCP	Most Improved		To Raise	To Drop	Weekly Over Avg
					Won	Game	Sers	Game	Sers	Avg	+/-	Avg +1	Avg -1	Series Avg +/-
Kenny Owen	164	51	5427	33	16.0	244	595	300	763	166	-1.55	513	476	
Mark Elstermeier	170	45	2559	15	11.5	213	562	270	733			519	500	
Doug Samuelson	141	74	4663	33	24.0	193	536	271	770	137	+4.30	449	412	536 - 411=125
Nick Kidd	183	32	3311	18	13.0	227	577	260	676			553	531	
Bob Vogt	169	46	6617	39	23.0	247	559	292	700	168	+1.67	523	480	510 - 507=3
Jared Samuelson	190	25	10276	54	42.5	268	655	295	732	197	-6.70	611	553	555 - 570=-15
Carter Hollis	211	4	12664	60	33.0	264	733	268	736	214	-2.93	692	628	679 - 630=49
Brent Hollis	164	51	2966	18	13.0	255	603	300	780			499	477	481 - 495=-14

4 - West

Name	Avg	HDCP	Pins	Gms	Points	High	High	HDCP	HDCP	Most Improved		To Raise	To Drop	Weekly Over Avg
					Won	Game	Sers	Game	Sers	Avg	+/-	Avg +1	Avg -1	Series Avg +/-
Ivan Stones	169	46	10155	60	35.5	234	594	273	744	168	+1.25	555	491	474 - 507=-33
John Nikkila	178	37	9628	54	42.0	223	593	264	723	171	+7.30	575	517	531 - 534=-3
Bob Stevens	161	54	9670	60	28.0	235	609	297	795	151	+10.17	536	472	467 - 483=-16
Gary Hatcher	180	35	9198	51	31.0	256	610	294	721	182	-1.65	576	521	
Justin Swanek	203	12	6716	33	19.0	279	766	297	820	197	+6.52	628	591	591 - 612=-21
Bruce Hatcher	204	11	7985	39	28.0	249	673	277	734	201	+3.74	625	582	577 - 615=-38

5 - Mad Doctors

Name	Avg	HDCP	Pins	Gms	Points	High	High	HDCP	HDCP	Most Improved		To Raise	To Drop	Weekly Over Avg
					Won	Game	Sers	Game	Sers	Avg	+/-	Avg +1	Avg -1	Series Avg +/-
Brandon Young	135	80	4895	36	20.5	190	478	267	721	136	-0.03	409	369	
Roger Davis	138	77	5399	39	17.5	179	459	258	696	135	+3.44	439	396	416 - 414=2
Scott Matteson	137	78	4951	36	22.0	178	470	254	698	142	-4.47	431	391	372 - 414=-42
Earl Rademacher	143	72	5586	39	27.5	202	525	280	785	136	+7.23	462	419	432 - 429=3
Chris Exstrom	146	69	6173	42	33.0	195	511	265	739	139	+7.98	442	396	505 - 435=70
John McKirahan	156	59	5633	36	22.0	190	503	252	688	156	+0.47	490	450	
Ryan Grotrian	185	30	2786	15	9.0	222	578	250	668			562	543	
Randy Myers	192	23	7498	39	22.5	255	683	283	758	196	-3.74	608	565	629 - 570=59

6 - Eustis Body Shop

Name	Avg	HDCP	Pins	Gms	Points	High	High	HDCP	HDCP	Most Improved		To Raise	To Drop	Weekly Over Avg
					Won	Game	Sers	Game	Sers	Avg	+/-	Avg +1	Avg -1	Series Avg +/-
Glen Brown	170	45	5621	33	22.0	230	554	279	701	170	+0.33	535	498	546 - 507=39
Mark Bowman	184	31	10523	57	46.0	254	686	280	794	181	+3.61	577	516	517 - 555=-38
Colton Schwarz	210	5	630	3	2.0	218	630	223	645			636	629	
Bill Robinson	184	31	5539	30	16.5	236	626	289	791	187	-2.37	566	532	
Dave Fread	203	12	11610	57	28.5	248	739	257	751	211	-7.32	630	569	519 - 615=-96
Shay Robinson	193	22	9844	51	33.0	248	677	272	724	194	-0.98	632	577	542 - 579=-37
Sam Fread	216	0	11053	51	33.5	270	706	273	726	209	+7.73	665	610	

7 - Lethal Injection Diesel Servi

Name	Avg	HDCP	Pins	Gms	Points	High	High	HDCP	HDCP	Most Improved		To Raise	To Drop	Weekly Over Avg
					Won	Game	Sers	Game	Sers	Avg	+/-	Avg +1	Avg -1	Series Avg +/-
Kenny Wright	143	72	3448	24	11.0	206	516	280	738	145	-1.33	440	412	
Bryon Szama	187	28	5071	27	19.0	229	613	261	709	188	-0.19	569	538	552 - 564=-12
Vaughn Cook	120	95	5047	42	22.0	163	386	259	686	118	+2.17	398	352	
Darcy Huffman	148	67	7106	48	33.5	197	550	265	754	156	-7.96	493	441	411 - 444=-33
Mike McCollough	149	66	3594	24	21.0	224	497	292	713	147	+2.75	456	428	493 - 441=52
Noel Carnahan	155	60	8874	57	32.0	210	545	259	691	166	-10.32	486	425	394 - 471=-77
Aaron Rewinkel	186	29	8394	45	36.0	278	621	300	739	188	-1.47	582	533	531 - 561=-30
Nick Kind	182	33	4368	24	21.0	228	647	270	773	182	0.00	573	545	

8 - DMilaco

Name	Avg	HDCP	Pins	Gms	Points	High	High	HDCP	HDCP	Most Improved		To Raise	To Drop	Weekly Over Avg Series Avg +/-
					Won	Game	Sers	Game	Sers	Avg	+/-	Avg +1	Avg -1	
Matt Young	116	99	5923	51	28.5	186	413	285	740	116	+0.14	395	340	
Sean McBride	127	88	1145	9	4.0	151	391	238	646			391	378	
Joe Dreyer	139	76	8369	60	37.5	183	507	262	744	136	+3.48	451	387	420 - 417=3
Trevor Roberts	144	71	7814	54	41.0	197	494	270	703	146	-1.30	451	393	475 - 429=46
Nathan Banks	176	39	9159	52	37.5	230	621	272	756	170	+6.13	576	520	539 - 525=14
Craig Schutt	160	55	9652	60	52.0	228	564	286	738	149	+11.87	491	427	470 - 483=-13

9 - Chicken Coop

Name	Avg	HDCP	Pins	Gms	Points	High	High	HDCP	HDCP	Most Improved		To Raise	To Drop	Weekly Over Avg Series Avg +/-
					Won	Game	Sers	Game	Sers	Avg	+/-	Avg +1	Avg -1	
Mark Yonkers	189	26	6839	36	25.5	228	615	256	714	188	+1.97	571	531	565 - 570=-5
Tom Richmond	194	21	11080	57	45.0	266	726	290	798	192	+2.39	620	559	
Jason Stubbs	185	30	9446	51	35.0	255	621	283	730	181	+4.22	598	543	524 - 555=-31
Scott Bauer	189	26	10222	54	46.0	245	663	277	753	180	+9.30	608	550	633 - 564=69
Logan Wirth	201	14	4222	21	12.5	234	641	240	686	201	+0.05	626	601	569 - 606=-37
Chuck Brisbin	210	5	11345	54	37.0	258	715	272	755	200	+10.09	682	624	651 - 627=24

10 - The New Guys

Name	Avg	HDCP	Pins	Gms	Points	High	High	HDCP	HDCP	Most Improved		To Raise	To Drop	Weekly Over Avg Series Avg +/-
					Won	Game	Sers	Game	Sers	Avg	+/-	Avg +1	Avg -1	
Dustin Lawless	128	87	2696	21	16.5	171	439	261	721	128	+0.38	400	375	
John Lawless	117	98	4231	36	20.5	178	431	279	734	114	+3.53	371	331	398 - 348=50
Tony Triplett	130	85	5104	39	22.0	191	465	275	717	134	-3.13	398	355	454 - 387=67
Mike Streeter	137	78	6595	48	29.0	214	526	297	787	135	+2.40	443	391	465 - 408=57
Tyler Mizner	177	38	4258	24	18.0	234	602	293	776	175	+2.42	548	520	
Shawn Mizner	163	52	9820	60	29.5	245	625	297	781	167	-3.33	512	448	538 - 486=52
Michael Marcellus	178	37	9616	54	41.0	244	605	286	722	176	+2.07	587	529	528 - 534=-6

11 - Kirkland Siding

Name	Avg	HDCP	Pins	Gms	Points	High	High	HDCP	HDCP	Most Improved		To Raise	To Drop	Weekly Over Avg Series Avg +/-
					Won	Game	Sers	Game	Sers	Avg	+/-	Avg +1	Avg -1	
Flip Fisher	153	62	8739	57	47.0	198	568	265	769	149	+4.32	501	440	512 - 456=56
Bill Kirkland	145	70	8285	57	42.0	214	511	287	742	143	+2.35	475	414	
Mick Patsios	158	57	8720	55	41.0	223	582	283	759	156	+2.55	502	443	464 - 474=-10
Bobby Turner Jr	185	30	3339	18	9.0	224	627	270	756			567	545	574 - 552=22
Jarvis Culler	197	18	9464	48	34.0	267	695	286	752	193	+4.17	634	582	578 - 591=-13
Brad Olson	194	21	11666	60	34.5	257	693	279	753	192	+2.43	619	555	490 - 588=-98

12 - Wilke Contracting

Name	Avg	HDCP	Pins	Gms	Points	High	High	HDCP	HDCP	Most Improved		To Raise	To Drop	Weekly Over Avg Series Avg +/-
					Won	Game	Sers	Game	Sers	Avg	+/-	Avg +1	Avg -1	
Ron Studnicka	153	62	8728	57	36.5	212	547	275	745	152	+1.12	512	451	495 - 456=39
Dave Wilke	155	60	5598	36	38.0	214	541	275	724	150	+5.50	486	446	440 - 468=-28
Trevor Hibberd	137	78	3709	27	18.0	166	467	250	719	135	+2.37	431	400	405 - 411=-6
Lloyd Wilke	103	112	4046	39	28.0	152	404	276	785	98	+5.74	322	279	
LeRoy Hoss	141	74	8042	57	34.5	200	531	278	765	142	-0.91	478	417	438 - 420=18
David Hibberd	167	48	10032	60	45.5	225	577	281	730	156	+11.20	552	488	525 - 498=27

13 - Auto Central

Name	Avg	HDCP	Pins	Gms	Points	High	High	HDCP	HDCP	Most Improved		To Raise	To Drop	Weekly Over Avg Series Avg +/-
					Won	Game	Sers	Game	Sers	Avg	+/-	Avg +1	Avg -1	
Mark Woodside	142	73	6404	45	19.0	177	484	253	712	141	+1.31	460	411	
Travys Woodside	179	36	2151	12	4.0	233	568	268	673			549	533	
Chris Stapleton	158	57	8565	54	31.0	237	584	298	764	156	+2.61	498	440	531 - 471=60
Bob Cherry	160	55	9604	60	44.0	224	590	281	761	155	+5.07	539	475	441 - 480=-39
Kevin Moriarty	171	44	9758	57	22.5	223	582	257	719	169	+2.19	562	501	499 - 513=-14
John Krotz	178	37	9645	54	31.0	235	606	299	816	178	+0.61	558	500	

14 - Draw Team

Temporary Substitutes

Name	Avg	HDCP	Pins	Gms	Points Won	High Game	High Sers	HDCP Game	HDCP Sers	Most Improved Avg +/-	To Raise Avg +1	To Drop Avg -1	Weekly Over Avg Series Avg +/-
Mike Brown	197	18	5323	27	22.0	276	701	298	767	195 +2.15	617	586	512 - 600=-88
Shawn Carson	175	40	1582	9	5.0	196	565	238	703		530	517	
Malcolm Durand	133	82	401	3	3.0	145	401	227	647		403	396	
Jason Feddersen	201	14	6031	30	14.0	257	687	279	723	200 +1.03	635	601	
Beau Follmer	110	105	662	6	5.0	143	338	246	647		337	327	
Larry Giddings	207	8	622	3	3.0	215	622	223	646		626	619	
Larry Harrington	169	46	507	3	1.0	178	507	224	645		513	506	
Doug Houtz	181	34	1089	6	6.0	212	615	269	786		549	539	
Anthony Jenneman	209	6	3145	15	8.0	300	834	300	834		635	616	629 - 627=2
Gil Kindsfater	173	42	2604	15	10.5	211	556	256	702		528	509	556 - 510=46
Todd Mathews	197	18	1184	6	5.0	245	673	290	808		598	588	
Jake Myers	113	102	2035	18	7.0	145	388	249	700		359	337	
Greg Pettit	199	16	599	3	3.0	215	599	231	647		601	594	
Kenny VanHorn	108	107	652	6	3.0	123	330	228	645		329	319	
Ryan Walton	187	28	2252	12	12.0	221	619	263	745		568	552	

High Individual Match Points

52	Craig Schutt	47	Flip Fisher	46	Scott Bauer	46	Mark Bowman
45.5	David Hibberd	45	Tom Richmond	44	Bob Cherry	42.5	Jared Samuelson
42	John Nikkila	42	Bill Kirkland	41	Trevor Roberts	41	Michael Marcellus
41	Mick Patsios	40	Josh Krolikowski	38	Dave Wilke	37.5	Joe Dreyer

Individual High Averages

216.73	Sam Fread	213.94	Jeremy Dalland	211.33	Kelly McFadden	211.07	Carter Hollis
210.09	Chuck Brisbin	204.74	Bruce Hatcher	203.68	Dave Fread	203.52	Justin Swanek
201.13	Jerred Johnson	201.05	Logan Wirth	201.03	Jason Feddersen	197.17	Jarvis Culler
197.15	Mike Brown	194.43	Brad Olson	194.39	Tom Richmond	193.02	Shay Robinson

Most Improved Average

149	to	160.87	=	+11.87	Craig Schutt	156	to	167.20	=	+11.20	David Hibberd
151	to	161.17	=	+10.17	Bob Stevens	200	to	210.09	=	+10.09	Chuck Brisbin
163	to	172.87	=	+9.87	Josh Krolikowski	180	to	189.30	=	+9.30	Scott Bauer
178	to	186.24	=	+8.24	Darrin Karsten	139	to	146.98	=	+7.98	Chris Exstrom
209	to	216.73	=	+7.73	Sam Fread	163	to	170.30	=	+7.30	Doug Giles

Most Un-Improved Averages

166	to	155.68	=	-10.32	Noel Carnahan	156	to	148.04	=	-7.96	Darcy Huffman
211	to	203.68	=	-7.32	Dave Fread	197	to	190.30	=	-6.70	Jared Samuelson
184	to	178.44	=	-5.56	Jeff Fruhling	142	to	137.53	=	-4.47	Scott Matteson
196	to	192.26	=	-3.74	Randy Myers	167	to	163.67	=	-3.33	Shawn Mizner
134	to	130.87	=	-3.13	Tony Triplett	214	to	211.07	=	-2.93	Carter Hollis

Classic 2019-20

Big Apple Fun Center Reprint of Scores -- Week 20

Lane 1 1 - Old Chicago Week 20 2/3/2020

Name	Old	Old					HDCP
	Avg	HDCP	-1-	-2-	-3-	Total	Total
Aaron M. Gottsch	bk167	48	174	201	169	544	688
Scott B. vonAschwege	172	43	149	176	173	498	627
Levi M. Clark	180	35	179	147	159	485	590
Darrin W. Karsten	185	30	202	206	182	590	680
Tom McLeod	188	27	157	146	235	538	619
			====	====	====	====	====
Scratch Total			861	876	918	2655	2655
Handicap			183	183	183		549
Total			1044	1059	1101	2655	3204
Team Points Won			0.0	5.0	5.0	15.0	15.0
Match Points Won			2.0	3.0	3.0	10.0	10.0
Total Points Won			2.0	8.0	8.0	25.0	25.0

Lane 2 8 - DMilaco Week 20 2/3/2020

Name	Old	Old					HDCP
	Avg	HDCP	-1-	-2-	-3-	Total	Total
Mike Brown	200	15	172	155	185	512	557
Joe Dreyer	139	76	168	132	120	420	648
Trevor A. Roberts	143	72	178	160	137	475	691
Nathan Banks	175	40	160	187	192	539	659
Craig A. Schutt	161	54	165	149	156	470	632
			====	====	====	====	====
Scratch Total			843	783	790	2416	2416
Handicap			257	257	257		771
Total			1100	1040	1047	2416	3187
Team Points Won			5.0	0.0	0.0	5.0	5.0
Match Points Won			3.0	2.0	2.0	10.0	10.0
Total Points Won			8.0	2.0	2.0	15.0	15.0

Lane 3 9 - Chicken Coop Week 20 2/3/2020

Name	Old	Old					HDCP
	Avg	HDCP	-1-	-2-	-3-	Total	Total
Mark A. Yonkers	190	25	211	182	172	565	640
Jason D. Stubbs	185	30	159	147	218	524	614
Scott A. Bauer	188	27	195	201	237	633	714
Logan M. Wirth	bk202	13	161	215	193	569	608
Chuck M. Brisbin	209	6	191	245	215	651	669
			====	====	====	====	====
Scratch Total			917	990	1035	2942	2942
Handicap			101	101	101		303
Total			1018	1091	1136	2942	3245
Team Points Won			0.0	5.0	5.0	15.0	15.0
Match Points Won			2.0	2.5	4.0	11.5	11.5
Total Points Won			2.0	7.5	9.0	26.5	26.5

Lane 4 4 - West Week 20 2/3/2020

Name	Old	Old					HDCP
	Avg	HDCP	-1-	-2-	-3-	Total	Total
Ivan D. Stones	169	46	148	172	154	474	612
John L. Nikkila	178	37	178	169	184	531	642
Bob Stevens	161	54	167	174	126	467	629
Justin R. Swanek	204	11	217	213	161	591	624
Bruce A. Hatcher	205	10	199	200	178	577	607
			====	====	====	====	====
Scratch Total			909	928	803	2640	2640
Handicap			158	158	158		474
Total			1067	1086	961	2640	3114
Team Points Won			5.0	0.0	0.0	5.0	5.0
Match Points Won			3.0	2.5	1.0	8.5	8.5
Total Points Won			8.0	2.5	1.0	13.5	13.5

Lane 5 12 - Wilke Contracting Week 20 2/3/2020

Name	Old	Old					HDCP
	Avg	HDCP	-1-	-2-	-3-	Total	Total
Ron J. Studnicka	152	63	179	157	159	495	684
Dave L. Wilke	156	59	136	130	174	440	617
Trevor Hibberd	137	78	142	126	137	405	639
LeRoy H. Hoss	140	75	83	178	177	438	663
David D. Hibberd	166	49	189	170	166	525	672
			====	====	====	====	====
Scratch Total			729	761	813	2303	2303
Handicap			324	324	324		972
Total			1053	1085	1137	2303	3275
Team Points Won			0.0	0.0	0.0	0.0	0.0
Match Points Won			3.0	3.0	1.5	9.5	9.5
Total Points Won			3.0	3.0	1.5	9.5	9.5

Lane 6 5 - Mad Doctors Week 20 2/3/2020

Name	Old	Old					HDCP
	Avg	HDCP	-1-	-2-	-3-	Total	Total
Roger P. Davis	138	77	133	138	145	416	647
Scott Matteson	138	77	116	109	147	372	603
Earl E. Rademacher	143	72	131	140	161	432	648
Chris L. Exstrom	145	70	129	181	195	505	715
Randy A. Myers	190	25	232	205	192	629	704
			====	====	====	====	====
Scratch Total			741	773	840	2354	2354
Handicap			321	321	321		963
Total			1062	1094	1161	2354	3317
Team Points Won			5.0	5.0	5.0	20.0	20.0
Match Points Won			2.0	2.0	3.5	10.5	10.5
Total Points Won			7.0	7.0	8.5	30.5	30.5

Lane 7 13 - Auto Central Week 20 2/3/2020

Name	Old	Old					HDCP
	Avg	HDCP	-1-	-2-	-3-	Total	Total
Mark A. Woodside	142	73	a132	a132	a132	396	615
Gil K. Kindsfater	bk170	45	211	210	135	556	691
Chris L. Stapleton	157	58	134	199	198	531	705
Bob Cherry	160	55	184	135	122	441	606
Kevin L. Moriarty	171	44	159	169	171	499	631
			====	====	====	====	====
Scratch Total			820	845	758	2423	2423
Handicap			275	275	275		825
Total			1095	1120	1033	2423	3248
Team Points Won			0.0	5.0	0.0	5.0	5.0
Match Points Won			2.0	3.0	1.0	8.0	8.0
Total Points Won			2.0	8.0	1.0	13.0	13.0

Lane 8 3 - Big Apple Fun Center Week 20 2/3/2020

Name	Old	Old					HDCP
	Avg	HDCP	-1-	-2-	-3-	Total	Total
Doug Samuelson	137	78	181	162	193	536	770
Brent E. Hollis	bk165	50	153	168	160	481	631
Bob G. Vogt	169	46	173	176	161	510	648
Jared J. Samuelson	190	25	181	183	191	555	630
Carter R. Hollis	210	5	255	168	256	679	694
			====	====	====	====	====
Scratch Total			943	857	961	2761	2761
Handicap			204	204	204		612
Total			1147	1061	1165	2761	3373
Team Points Won			5.0	0.0	5.0	15.0	15.0
Match Points Won			3.0	2.0	4.0	12.0	12.0
Total Points Won			8.0	2.0	9.0	27.0	27.0

Lane 9 11 - Kirkland Siding Week 20 2/3/2020

Name	Old Avg	Old HDCP	-1-	-2-	-3-	Total	HDCP Total
Flip Fisher	152	63	164	164	184	512	701
Mick R. Patsios	158	57	152	148	164	464	635
Bobby Turner Jr	bk184	31	222	159	193	574	667
Jarvis J. Culler	197	18	202	185	191	578	632
Brad M. Olson	196	19	150	176	164	490	547
			=====	=====	=====	=====	=====
Scratch Total			890	832	896	2618	2618
Handicap			188	188	188		564
Total			1078	1020	1084	2618	3182
Team Points Won			0.0	5.0	5.0	15.0	15.0
Match Points Won			2.0	3.0	4.0	12.0	12.0
Total Points Won			2.0	8.0	9.0	27.0	27.0

Lane 11 2 - Cunningham's Journal Week 20 2/3/2020

Name	Old Avg	Old HDCP	-1-	-2-	-3-	Total	HDCP Total
Josh K. Krolikowski	174	41	150	130	134	414	537
Doug Giles	170	45	158	137	183	478	613
Chris R. Lytle	185	30	186	181	202	569	659
Jeff A. Fruhling	bk179	36	166	166	188	520	628
Jeremy J. Dalland	214	1	200	179	249	628	631
			=====	=====	=====	=====	=====
Scratch Total			860	793	956	2609	2609
Handicap			153	153	153		459
Total			1013	946	1109	2609	3068
Team Points Won			0.0	0.0	5.0	5.0	5.0
Match Points Won			2.0	1.0	4.0	10.0	10.0
Total Points Won			2.0	1.0	9.0	15.0	15.0

Lane 13 10 - The New Guys Week 20 2/3/2020

Name	Old Avg	Old HDCP	-1-	-2-	-3-	Total	HDCP Total
John D. Lawless	116	99	105	144	149	398	695
Tony D. Triplett	129	86	147	158	149	454	712
Mike D. Streeter	136	79	156	168	141	465	702
Shawn E. Mizner	162	53	169	212	157	538	697
Michael G. Marcellus	178	37	158	133	237	528	639
			=====	=====	=====	=====	=====
Scratch Total			735	815	833	2383	2383
Handicap			354	354	354		1062
Total			1089	1169	1187	2383	3445
Team Points Won			0.0	5.0	5.0	15.0	15.0
Match Points Won			1.0	2.0	4.0	11.0	11.0
Total Points Won			1.0	7.0	9.0	26.0	26.0

Lane 10 7 - Lethal Injection Diesel Servi Week 20 2/3/2020

Name	Old Avg	Old HDCP	-1-	-2-	-3-	Total	HDCP Total
Bryon J. Sazama	188	27	157	190	205	552	633
Darcy W. Huffman	148	67	147	130	134	411	612
Mike McCollough	bk147	68	224	134	135	493	697
Noel Carnahan	157	58	138	129	127	394	568
Aaron D. Rewinkel	187	28	202	172	157	531	615
			=====	=====	=====	=====	=====
Scratch Total			868	755	758	2381	2381
Handicap			248	248	248		744
Total			1116	1003	1006	2381	3125
Team Points Won			5.0	0.0	0.0	5.0	5.0
Match Points Won			3.0	2.0	1.0	8.0	8.0
Total Points Won			8.0	2.0	1.0	13.0	13.0

Lane 12 6 - Eustis Body Shop Week 20 2/3/2020

Name	Old Avg	Old HDCP	-1-	-2-	-3-	Total	HDCP Total
Glen A. Brown	169	46	189	185	172	546	684
Mark A. Bowman	185	30	193	159	165	517	607
Dave Fread	205	10	200	175	144	519	549
Shay W. Robinson	193	22	188	215	139	542	608
Anthony A. Jenneman	209	6	180	234	215	629	647
			=====	=====	=====	=====	=====
Scratch Total			950	968	835	2753	2753
Handicap			114	114	114		342
Total			1064	1082	949	2753	3095
Team Points Won			5.0	5.0	0.0	15.0	15.0
Match Points Won			3.0	4.0	1.0	10.0	10.0
Total Points Won			8.0	9.0	1.0	25.0	25.0

Lane 14 14 - Draw Team Week 20 2/3/2020

Name	Old Avg	Old HDCP	-1-	-2-	-3-	Total	HDCP Total
Auto Central							

Monday 6:30 pm

Big Apple Fun Center

Match Points Won (This Week) -- Week 20

Lane 1 1 - Old Chicago

Name	Last Wk	Last Wk	HDCP	HDCP	HDCP	HDCP
	Won	Lost	-1-	-2-	-3-	Total
Aaron M. Gottsch	4.0		222	249	217	688
Scott B. vonAschwege	2.0	2.0	192	219	216	627
Levi M. Clark		4.0	214	182	194	590
Darrin W. Karsten	3.0	1.0	232	236	212	680
Tom McLeod	1.0	3.0	184	173	262	619

Lane 2 8 - DMilaco

Name	Last Wk	Last Wk	HDCP	HDCP	HDCP	HDCP
	Won	Lost	-1-	-2-	-3-	Total
Mike Brown		4.0	187	170	200	557
Joe Dreyer	2.0	2.0	244	208	196	648
Trevor A. Roberts	4.0		250	232	209	691
Nathan Banks	1.0	3.0	200	227	232	659
Craig A. Schutt	3.0	1.0	219	203	210	632

Lane 3 9 - Chicken Coop

Name	Last Wk	Last Wk	HDCP	HDCP	HDCP	HDCP
	Won	Lost	-1-	-2-	-3-	Total
Mark A. Yonkers	2.0	2.0	236	207	197	640
Jason D. Stubbs	1.0	3.0	189	177	248	614
Scott A. Bauer	3.5	0.5	222	228	264	714
Logan M. Wirth	2.0	2.0	174	228	206	608
Chuck M. Brisbin	3.0	1.0	197	251	221	669

Lane 4 4 - West

Name	Last Wk	Last Wk	HDCP	HDCP	HDCP	HDCP
	Won	Lost	-1-	-2-	-3-	Total
Ivan D. Stones	2.0	2.0	194	218	200	612
John L. Nikkila	3.0	1.0	215	206	221	642
Bob Stevens	0.5	3.5	221	228	180	629
Justin R. Swanek	2.0	2.0	228	224	172	624
Bruce A. Hatcher	1.0	3.0	209	210	188	607

Lane 5 12 - Wilke Contracting

Name	Last Wk	Last Wk	HDCP	HDCP	HDCP	HDCP
	Won	Lost	-1-	-2-	-3-	Total
Ron J. Studnicka	3.5	0.5	242	220	222	684
Dave L. Wilke	4.0		195	189	233	617
Trevor Hibberd	1.0	3.0	220	204	215	639
LeRoy H. Hoss	1.0	3.0	158	253	252	663
David D. Hibberd		4.0	238	219	215	672

Lane 6 5 - Mad Doctors

Name	Last Wk	Last Wk	HDCP	HDCP	HDCP	HDCP
	Won	Lost	-1-	-2-	-3-	Total
Roger P. Davis	0.5	3.5	210	215	222	647
Scott Matteson		4.0	193	186	224	603
Earl E. Rademacher	3.0	1.0	203	212	233	648
Chris L. Exstrom	3.0	1.0	199	251	265	715
Randy A. Myers	4.0		257	230	217	704

Lane 7 13 - Auto Central

Name	Last Wk	Last Wk	HDCP	HDCP	HDCP	HDCP
	Won	Lost	-1-	-2-	-3-	Total
Mark A. Woodside		4.0	a205	a205	a205	615
Gil K. Kindsfater	3.0	1.0	256	255	180	691
Chris L. Stapleton	3.0	1.0	192	257	256	705
Bob Cherry	1.0	3.0	239	190	177	606
Kevin L. Moriarty	1.0	3.0	203	213	215	631

Lane 8 3 - Big Apple Fun Center

Name	Last Wk	Last Wk	HDCP	HDCP	HDCP	HDCP
	Won	Lost	-1-	-2-	-3-	Total
Doug Samuelson	4.0		259	240	271	770
Brent E. Hollis	1.0	3.0	203	218	210	631
Bob G. Vogt	1.0	3.0	219	222	207	648
Jared J. Samuelson	3.0	1.0	206	208	216	630
Carter R. Hollis	3.0	1.0	260	173	261	694

Lane 9 11 - Kirkland Siding

Name	Last Wk	Last Wk	HDCP	HDCP	HDCP	HDCP
	Won	Lost	-1-	-2-	-3-	Total
Flip Fisher	4.0		227	227	247	701
Mick R. Patsios	3.0	1.0	209	205	221	635
Bobby Turner Jr	1.0	3.0	253	190	224	667
Jarvis J. Culler	4.0		220	203	209	632
Brad M. Olson		4.0	169	195	183	547

Lane 10 7 - Lethal Injection Diesel Servi

Name	Last Wk	Last Wk	HDCP	HDCP	HDCP	HDCP
	Won	Lost	-1-	-2-	-3-	Total
Bryon J. Sazama		4.0	184	217	232	633
Darcy W. Huffman	1.0	3.0	214	197	201	612
Mike McCollough	3.0	1.0	292	202	203	697
Noel Carnahan		4.0	196	187	185	568
Aaron D. Rewinkel	4.0		230	200	185	615

Lane 11 2 - Cunningham's Journal

Name	Last Wk	Last Wk	HDCP	HDCP	HDCP	HDCP
	Won	Lost	-1-	-2-	-3-	Total
Josh K. Krolikowski		4.0	191	171	175	537
Doug Giles	2.0	2.0	203	182	228	613
Chris R. Lytle	4.0		216	211	232	659
Jeff A. Fruhling	2.0	2.0	202	202	224	628
Jeremy J. Dalland	2.0	2.0	201	180	250	631

Lane 12 6 - Eustis Body Shop

Name	Last Wk	Last Wk	HDCP	HDCP	HDCP	HDCP
	Won	Lost	-1-	-2-	-3-	Total
Glen A. Brown	4.0		235	231	218	684
Mark A. Bowman	2.0	2.0	223	189	195	607
Dave Fread	4.0	4.0	210	185	154	549
Shay W. Robinson	2.0	2.0	210	237	161	608
Anthony A. Jenneman	2.0	2.0	186	240	221	647

Lane 13 10 - The New Guys

<u>Name</u>	<u>Last Wk Won</u>	<u>Last Wk Lost</u>	<u>HDCP -1-</u>	<u>HDCP -2-</u>	<u>HDCP -3-</u>	<u>HDCP Total</u>
John D. Lawless	3.0	1.0	204	243	248	695
Tony D. Triplett	2.0	2.0	233	244	235	712
Mike D. Streefer	1.0	3.0	235	247	220	702
Shawn E. Mizner	3.0	1.0	222	265	210	697
Michael G. Marcellus	2.0	2.0	195	170	274	639

Lane 14 14 - Draw Team

<u>Name</u>	<u>Last Wk Won</u>	<u>Last Wk Lost</u>	<u>HDCP -1-</u>	<u>HDCP -2-</u>	<u>HDCP -3-</u>	<u>HDCP Total</u>
Auto Central						

Monday 6:30 pm

Big Apple Fun Center
Match Points Won (Total for Year)

Name	Avg	Gms	Points		%Won	Name	Avg	Gms	Points		%Won
			Won	Lost					Won	Lost	
Craig A. Schutt	160	60	52.0	28.0	65.00%	Mark A. Yonkers	189	36	25.5	22.5	53.13%
Flip Fisher	153	57	47.0	33.0	58.75%	Aaron M. Gottsch	168	24	24.0	8.0	75.00%
Scott A. Bauer	189	54	46.0	26.0	63.89%	Doug Samuelson	141	33	24.0	20.0	54.55%
Mark A. Bowman	184	57	46.0	30.0	60.53%	Bob G. Vogt	169	39	23.0	29.0	44.23%
David D. Hibberd	167	60	45.5	34.5	56.88%	Randy A. Myers	192	39	22.5	29.5	43.27%
Tom Richmond	194	57	45.0	31.0	59.21%	Kevin L. Moriarty	171	57	22.5	53.5	29.61%
Bob Cherry	160	60	44.0	36.0	55.00%	John R. McKirahan	156	36	22.0	26.0	45.83%
Jared J. Samuelson	190	54	42.5	29.5	59.03%	Glen A. Brown	170	33	22.0	22.0	50.00%
John L. Nikkila	178	54	42.0	30.0	58.33%	Vaughn L. Cook	120	42	22.0	34.0	39.29%
Bill Kirkland	145	57	42.0	34.0	55.26%	Mike Brown	197	27	22.0	14.0	61.11%
Trevor A. Roberts	144	54	41.0	35.0	53.95%	Tony D. Triplett	130	39	22.0	34.0	39.29%
Michael G. Marcellus	178	54	41.0	39.0	51.25%	Scott Matteson	137	36	22.0	26.0	45.83%
Mick R. Patsios	158	55	41.0	35.0	53.95%	Mike McCollough	149	24	21.0	11.0	65.63%
Josh K. Krolikowski	172	54	40.0	32.0	55.56%	Jeff A. Fruhling	178	27	21.0	15.0	58.33%
Dave L. Wilke	155	36	38.0	10.0	79.17%	Nick Kind	182	24	21.0	11.0	65.63%
Joe Dreyer	139	60	37.5	42.5	46.88%	Scott B. vonAschwege	172	27	21.0	15.0	58.33%
Nathan Banks	176	52	37.5	34.5	52.08%	Brandon L. Young	135	36	20.5	27.5	42.71%
Chuck M. Brisbin	210	54	37.0	35.0	51.39%	John D. Lawless	117	36	20.5	27.5	42.71%
Ron J. Studnicka	153	57	36.5	39.5	48.03%	Mark A. Woodside	142	45	19.0	45.0	29.69%
Aaron D. Rewinkel	186	45	36.0	24.0	60.00%	Justin R. Swanek	203	33	19.0	25.0	43.18%
Ivan D. Stones	169	60	35.5	44.5	44.38%	Bryon J. Sazama	187	27	19.0	21.0	47.50%
Jason D. Stubbs	185	51	35.0	33.0	51.47%	Trevor Hibberd	137	27	18.0	18.0	50.00%
LeRoy H. Hoss	141	57	34.5	41.5	45.39%	Tyler L. Mizner	177	24	18.0	14.0	56.25%
Brad M. Olson	194	60	34.5	45.5	43.13%	Roger P. Davis	138	39	17.5	34.5	33.65%
Doug Giles	170	54	34.0	38.0	47.22%	Dustin J. Lawless	128	21	16.5	11.5	58.93%
Kelly R. McFadden	211	36	34.0	14.0	70.83%	Jerred J. Johnson	201	24	16.5	15.5	51.56%
Jarvis J. Culler	197	48	34.0	30.0	53.13%	Bill J. Robinson	184	30	16.5	23.5	41.25%
Sam L. Fread	216	51	33.5	34.5	49.26%	Kenny Owen	164	33	16.0	28.0	36.36%
Darcy W. Huffman	148	48	33.5	30.5	52.34%	Jason S. Feddersen	201	30	14.0	26.0	35.00%
Chris L. Exstrom	146	42	33.0	23.0	58.93%	Brent E. Hollis	164	18	13.0	11.0	54.17%
Shay W. Robinson	193	51	33.0	35.0	48.53%	Nick Kidd	183	18	13.0	11.0	54.17%
Carter R. Hollis	211	60	33.0	47.0	41.25%	Logan M. Wirth	201	21	12.5	15.5	44.64%
Noel Carnahan	155	57	32.0	44.0	42.11%	Ryan E. Walton	187	12	12.0	4.0	75.00%
Jeremy J. Dalland	213	48	31.0	37.0	45.59%	Mark N. Elstermeier	170	15	11.5	8.5	57.50%
Tom McLeod	187	51	31.0	37.0	45.59%	Kenny Wright	143	24	11.0	21.0	34.38%
Gary D. Hatcher	180	51	31.0	37.0	45.59%	Gil K. Kindsfater	173	15	10.5	9.5	52.50%
Chris L. Stapleton	158	54	31.0	41.0	43.06%	Bobby Turner Jr	185	18	9.0	15.0	37.50%
John L. Krotz	178	54	31.0	41.0	43.06%	Ryan M. Grotrian	185	15	9.0	11.0	45.00%
Darrin W. Karsten	186	42	31.0	25.0	55.36%	Anthony A. Jenneman	209	15	8.0	12.0	40.00%
Chris R. Lytle	186	45	30.5	29.5	50.83%	Jake Myers	113	18	7.0	17.0	29.17%
Ryan D. Clark	183	39	30.0	22.0	57.69%	Doug Houtz	181	6	6.0	2.0	75.00%
Logan J. Albright	164	42	29.5	26.5	52.68%	Shawn M. Carson	175	9	5.0	7.0	41.67%
Shawn E. Mizner	163	60	29.5	50.5	36.88%	Beau Follmer	110	6	5.0	3.0	62.50%
Mike D. Streeter	137	48	29.0	35.0	45.31%	Todd M. Mathews	197	6	5.0	3.0	62.50%
Matt Young	116	51	28.5	39.5	41.91%	Sean A. McBride	127	9	4.0	8.0	33.33%
Dave Fread	203	57	28.5	47.5	37.50%	Travys M. Woodside	179	12	4.0	12.0	25.00%
Bob Stevens	161	60	28.0	52.0	35.00%	Kenny J. VanHorn	108	6	3.0	5.0	37.50%
Lloyd A. Wilke	103	39	28.0	24.0	53.85%	Larry K. Giddings	207	3	3.0	1.0	75.00%
Bruce A. Hatcher	204	39	28.0	24.0	53.85%	Greg A. Pettit	199	3	3.0	1.0	75.00%
Levi M. Clark	178	33	27.5	16.5	62.50%	Malcolm R. Durand	133	3	3.0	1.0	75.00%
Earl E. Rademacher	143	39	27.5	24.5	52.88%	Colton L. Schwarz	210	3	2.0	2.0	50.00%
Matt A. Cacy	143	48	27.5	36.5	42.97%	Larry L. Harrington	169	3	1.0	3.0	25.00%

Monday 6:30 pm

Big Apple Fun Center

Change in Average

Name	-----Old-----		Old					---Average Change---			Weekly Over Avg
	Pins	Games	Avg	-1-	-2-	-3-	Total	New	Old	----> +/-	Series Avg +/-
Logan J. Albright	6920	42	164				0	164.76	- 164.76	= 0.00	
Nathan Banks	8620	49	175	160	187	192	539	176.13	- 175.92	= 0.22	539 - 525=14
Scott A. Bauer	9589	51	188	195	201	237	633	189.30	- 188.02	= 1.28	633 - 564=69
Mark A. Bowman	10006	54	185	193	159	165	517	184.61	- 185.30	= -0.68	517 - 555=-38
Chuck M. Brisbin	10694	51	209	191	245	215	651	210.09	- 209.69	= 0.41	651 - 627=24
Glen A. Brown	5075	30	169	189	185	172	546	170.33	- 169.17	= 1.17	546 - 507=39
Mike Brown	4811	24	200	172	155	185	512	197.15	- 200.46	= -3.31	512 - 600=-88
Matt A. Cacy	6905	48	143				0	143.85	- 143.85	= 0.00	
Noel Carnahan	8480	54	157	138	129	127	394	155.68	- 157.04	= -1.35	394 - 471=-77
Shawn M. Carson	1582	9	175				0	175.78	- 175.78	= 0.00	
Bob Cherry	9163	57	160	184	135	122	441	160.07	- 160.75	= -0.69	441 - 480=-39
Levi M. Clark	5407	30	180	179	147	159	485	178.55	- 180.23	= -1.69	485 - 540=-55
Ryan D. Clark	7170	39	183				0	183.85	- 183.85	= 0.00	
Vaughn L. Cook	5047	42	120				0	120.17	- 120.17	= 0.00	
Jarvis J. Culler	8886	45	197	202	185	191	578	197.17	- 197.47	= -0.30	578 - 591=-13
Jeremy J. Dalland	9641	45	214	200	179	249	628	213.94	- 214.24	= -0.31	628 - 642=-14
Roger P. Davis	4983	36	138	133	138	145	416	138.44	- 138.42	= 0.02	416 - 414=2
Joe Dreyer	7949	57	139	168	132	120	420	139.48	- 139.46	= 0.03	420 - 417=3
Malcolm R. Durand	401	3	133				0	133.67	- 133.67	= 0.00	
Mark N. Elstermeier	2559	15bk	170				0	170.60	- 170.60	= 0.00	
Chris L. Exstrom	5668	39	145	129	181	195	505	146.98	- 145.33	= 1.64	505 - 435=70
Jason S. Feddersen	6031	30	201				0	201.03	- 201.03	= 0.00	
Flip Fisher	8227	54	152	164	164	184	512	153.32	- 152.35	= 0.96	512 - 456=56
Beau Follmer	662	6	110				0	110.33	- 110.33	= 0.00	
Dave Fread	11091	54	205	200	175	144	519	203.68	- 205.39	= -1.70	519 - 615=-96
Sam L. Fread	11053	51	216				0	216.73	- 216.73	= 0.00	
Jeff A. Fruhling	4298	24bk	179	166	166	188	520	178.44	- 179.08	= -0.64	520 - 537=-17
Larry K. Giddings	622	3bk	207				0	207.33	- 207.33	= 0.00	
Doug Giles	8718	51	170	158	137	183	478	170.30	- 170.94	= -0.64	478 - 510=-32
Aaron M. Gottsch	3508	21bk	167	174	201	169	544	168.83	- 167.05	= 1.79	544 - 501=43
Ryan M. Grotrian	2786	15	185				0	185.73	- 185.73	= 0.00	
Larry L. Harrington	507	3	169				0	169.00	- 169.00	= 0.00	
Bruce A. Hatcher	7408	36	205	199	200	178	577	204.74	- 205.78	= -1.03	577 - 615=-38
Gary D. Hatcher	9198	51	180				0	180.35	- 180.35	= 0.00	
David D. Hibberd	9507	57	166	189	170	166	525	167.20	- 166.79	= 0.41	525 - 498=27
Trevor Hibberd	3304	24	137	142	126	137	405	137.37	- 137.67	= -0.30	405 - 411=-6
Brent E. Hollis	2485	15bk	165	153	168	160	481	164.78	- 165.67	= -0.89	481 - 495=-14
Carter R. Hollis	11985	57	210	255	168	256	679	211.07	- 210.26	= 0.80	679 - 630=49

Name	----Old----		Old					---Average Change---			Weekly Over Avg
	Pins	Games	Avg	-1-	-2-	-3-	Total	New	Old	----> +/-	Series Avg +/-
LeRoy H. Hoss	7604	54	140	83	178	177	438	141.09	- 140.81	= 0.27	438 - 420=18
Doug Houtz	1089	6	181				0	181.50	- 181.50	= 0.00	
Darcy W. Huffman	6695	45	148	147	130	134	411	148.04	- 148.78	= -0.74	411 - 444=-33
Anthony A. Jenneman	2516	12	209	180	234	215	629	209.67	- 209.67	= 0.00	629 - 627=2
Jerred J. Johnson	4827	24	201				0	201.13	- 201.13	= 0.00	
Darrin W. Karsten	7232	39	185	202	206	182	590	186.24	- 185.44	= 0.80	590 - 555=35
Nick Kidd	3311	18bk	183				0	183.94	- 183.94	= 0.00	
Nick Kind	4368	24	182				0	182.00	- 182.00	= 0.00	
Gil K. Kindsfater	2048	12bk	170	211	210	135	556	173.60	- 170.67	= 2.93	556 - 510=46
Bill Kirkland	8285	57	145				0	145.35	- 145.35	= 0.00	
Josh K. Krolikowski	8921	51	174	150	130	134	414	172.87	- 174.92	= -2.05	414 - 522=-108
John L. Krotz	9645	54	178				0	178.61	- 178.61	= 0.00	
Dustin J. Lawless	2696	21	128				0	128.38	- 128.38	= 0.00	
John D. Lawless	3833	33	116	105	144	149	398	117.53	- 116.15	= 1.38	398 - 348=50
Chris R. Lytle	7810	42	185	186	181	202	569	186.20	- 185.95	= 0.25	569 - 555=14
Michael G. Marcellus	9088	51	178	158	133	237	528	178.07	- 178.20	= -0.12	528 - 534=-6
Todd M. Mathews	1184	6bk	197				0	197.33	- 197.33	= 0.00	
Scott Matteson	4579	33	138	116	109	147	372	137.53	- 138.76	= -1.23	372 - 414=-42
Sean A. McBride	1145	9	127				0	127.22	- 127.22	= 0.00	
Mike McCollough	3101	21 bk	147	224	134	135	493	149.75	- 147.67	= 2.08	493 - 441=52
Kelly R. McFadden	7608	36 bk	211				0	211.33	- 211.33	= 0.00	
John R. McKirahan	5633	36 bk	156				0	156.47	- 156.47	= 0.00	
Tom McLeod	9046	48	188	157	146	235	538	187.92	- 188.46	= -0.54	538 - 564=-26
Shawn E. Mizner	9282	57	162	169	212	157	538	163.67	- 162.84	= 0.82	538 - 486=52
Tyler L. Mizner	4258	24	177				0	177.42	- 177.42	= 0.00	
Kevin L. Moriarty	9259	54	171	159	169	171	499	171.19	- 171.46	= -0.27	499 - 513=-14
Jake Myers	2035	18	113				0	113.06	- 113.06	= 0.00	
Randy A. Myers	6869	36	190	232	205	192	629	192.26	- 190.81	= 1.45	629 - 570=59
John L. Nikkila	9097	51	178	178	169	184	531	178.30	- 178.37	= -0.08	531 - 534=-3
Brad M. Olson	11176	57	196	150	176	164	490	194.43	- 196.07	= -1.64	490 - 588=-98
Kenny Owen	5427	33 bk	164				0	164.45	- 164.45	= 0.00	
Mick R. Patsios	8256	52	158	152	148	164	464	158.55	- 158.77	= -0.22	464 - 474=-10
Greg A. Pettit	599	3	199				0	199.67	- 199.67	= 0.00	
Earl E. Rademacher	5154	36	143	131	140	161	432	143.23	- 143.17	= 0.06	432 - 429=3
Aaron D. Rewinkel	7863	42	187	202	172	157	531	186.53	- 187.21	= -0.68	531 - 561=-30
Tom Richmond	11080	57	194				0	194.39	- 194.39	= 0.00	
Trevor A. Roberts	7339	51	143	178	160	137	475	144.70	- 143.90	= 0.80	475 - 429=46
Bill J. Robinson	5539	30 bk	184				0	184.63	- 184.63	= 0.00	
Shay W. Robinson	9302	48	193	188	215	139	542	193.02	- 193.79	= -0.77	542 - 579=-37
Doug Samuelson	4127	30	137	181	162	193	536	141.30	- 137.57	= 3.74	536 - 411=125
Jared J. Samuelson	9721	51	190	181	183	191	555	190.30	- 190.61	= -0.31	555 - 570=-15

Name	-----Old-----		Old					---Average Change---			Weekly Over Avg
	Pins	Games	Avg	-1-	-2-	-3-	Total	New	Old	----> +/-	Series Avg +/-
Bryon J. Sazama	4519	24	188	157	190	205	552	187.81	- 188.29	= -0.48	552 - 564=-12
Craig A. Schutt	9182	57	161	165	149	156	470	160.87	- 161.09	= -0.22	470 - 483=-13
Colton L. Schwarz	630	3	210				0	210.00	- 210.00	= 0.00	
Chris L. Stapleton	8034	51	157	134	199	198	531	158.61	- 157.53	= 1.08	531 - 471=60
Bob Stevens	9203	57	161	167	174	126	467	161.17	- 161.46	= -0.29	467 - 483=-16
Ivan D. Stones	9681	57	169	148	172	154	474	169.25	- 169.84	= -0.59	474 - 507=-33
Mike D. Streeter	6130	45	136	156	168	141	465	137.40	- 136.22	= 1.17	465 - 408=57
Jason D. Stubbs	8922	48	185	159	147	218	524	185.22	- 185.88	= -0.66	524 - 555=-31
Ron J. Studnicka	8233	54	152	179	157	159	495	153.12	- 152.46	= 0.66	495 - 456=39
Justin R. Swanek	6125	30	204	217	213	161	591	203.52	- 204.17	= -0.65	591 - 612=-21
Tony D. Triplett	4650	36	129	147	158	149	454	130.87	- 129.17	= 1.71	454 - 387=67
Bobby Turner Jr	2765	15bk	184	222	159	193	574	185.50	- 184.33	= 1.17	574 - 552=22
Kenny J. VanHorn	652	6bk	108				0	108.67	- 108.67	= 0.00	
Bob G. Vogt	6107	36	169	173	176	161	510	169.67	- 169.64	= 0.03	510 - 507=3
Scott B. vonAschwege	4149	24	172	149	176	173	498	172.11	- 172.88	= -0.76	498 - 516=-18
Ryan E. Walton	2252	12	187				0	187.67	- 187.67	= 0.00	
Dave L. Wilke	5158	33	156	136	130	174	440	155.50	- 156.30	= -0.80	440 - 468=-28
Lloyd A. Wilke	4046	39	103				0	103.74	- 103.74	= 0.00	
Logan M. Wirth	3653	18bk	202	161	215	193	569	201.05	- 202.94	= -1.90	569 - 606=-37
Mark A. Woodside	6404	45	142	a132	a132	a132	396	142.31	- 142.31	= 0.00	
Travys M. Woodside	2151	12bk	179				0	179.25	- 179.25	= 0.00	
Kenny Wright	3448	24	143				0	143.67	- 143.67	= 0.00	
Mark A. Yonkers	6274	33	190	211	182	172	565	189.97	- 190.12	= -0.15	565 - 570=-5
Brandon L. Young	4895	36	135				0	135.97	- 135.97	= 0.00	
Matt Young	5923	51	116				0	116.14	- 116.14	= 0.00	

Monday 6:30 pm

Big Apple Fun Center

High Average Listing

Name	True Average	Pins	Gms	To Raise Avg +1	To Drop Avg -1
Sam L. Fread	216.73	11053	51	665	610
Jeremy J. Dalland	213.94	10269	48	645	593
Kelly R. McFadden	211.33	7608	36	660	620
Carter R. Hollis	211.07	12664	60	692	628
Chuck M. Brisbin	210.09	11345	54	682	624
Colton L. Schwarz	210.00	630	3	636	629
Anthony A. Jenneman	209.67	3145	15	635	616
Larry K. Giddings	207.33	622	3	626	619
Bruce A. Hatcher	204.74	7985	39	625	582
Dave Fread	203.68	11610	57	630	569
Justin R. Swanek	203.52	6716	33	628	591
Jerred J. Johnson	201.13	4827	24	627	599
Logan M. Wirth	201.05	4222	21	626	601
Jason S. Feddersen	201.03	6031	30	635	601
Greg A. Pettit	199.67	599	3	601	594
Todd M. Mathews	197.33	1184	6	598	588
Jarvis J. Culler	197.17	9464	48	634	582
Mike Brown	197.15	5323	27	617	586
Brad M. Olson	194.43	11666	60	619	555
Tom Richmond	194.39	11080	57	620	559
Shay W. Robinson	193.02	9844	51	632	577
Randy A. Myers	192.26	7498	39	608	565
Jared J. Samuelson	190.30	10276	54	611	553
Mark A. Yonkers	189.97	6839	36	571	531
Scott A. Bauer	189.30	10222	54	608	550
Tom McLeod	187.92	9584	51	568	513
Bryon J. Sazama	187.81	5071	27	569	538
Ryan E. Walton	187.67	2252	12	568	552
Aaron D. Rewinkel	186.53	8394	45	582	533
Darrin W. Karsten	186.24	7822	42	593	547
Chris R. Lytle	186.20	8379	45	597	548
Ryan M. Grotrian	185.73	2786	15	562	543
Bobby Turner Jr	185.50	3339	18	567	545
Jason D. Stubbs	185.22	9446	51	598	543
Bill J. Robinson	184.63	5539	30	566	532
Mark A. Bowman	184.61	10523	57	577	516
Nick Kidd	183.94	3311	18	553	531
Ryan D. Clark	183.85	7170	39	558	515
Nick Kind	182.00	4368	24	573	545
Doug Houtz	181.50	1089	6	549	539
Gary D. Hatcher	180.35	9198	51	576	521
Travys M. Woodside	179.25	2151	12	549	533
John L. Krotz	178.61	9645	54	558	500
Levi M. Clark	178.55	5892	33	552	515
Jeff A. Fruhling	178.44	4818	27	552	521
John L. Nikkila	178.30	9628	54	575	517
Michael G. Marcellus	178.07	9616	54	587	529
Tyler L. Mizner	177.42	4258	24	548	520
Nathan Banks	176.13	9159	52	576	520

<u>Name</u>	<u>True Average</u>	<u>Pins Gms</u>	<u>To Raise Avg +1</u>	<u>To Drop Avg -1</u>
Shawn M. Carson	175.78	1582 9	530	517
Gil K. Kindsfater	173.60	2604 15	528	509
Josh K. Krolikowski	172.87	9335 54	526	468
Scott B. vonAschwege	172.11	4647 27	543	512
Kevin L. Moriarty	171.19	9758 57	562	501
Mark N. Elstermeier	170.60	2559 15	519	500
Glen A. Brown	170.33	5621 33	535	498
Doug Giles	170.30	9196 54	551	493
Bob G. Vogt	169.67	6617 39	523	480
Ivan D. Stones	169.25	10155 60	555	491
Larry L. Harrington	169.00	507 3	513	506
Aaron M. Gottsch	168.83	4052 24	511	483
David D. Hibberd	167.20	10032 60	552	488
Brent E. Hollis	164.78	2966 18	499	477
Logan J. Albright	164.76	6920 42	505	459
Kenny Owen	164.45	5427 33	513	476
Shawn E. Mizner	163.67	9820 60	512	448
Bob Stevens	161.17	9670 60	536	472
Craig A. Schutt	160.87	9652 60	491	427
Bob Cherry	160.07	9604 60	539	475
Chris L. Stapleton	158.61	8565 54	498	440
Mick R. Patsios	158.55	8720 55	502	443
John R. McKirahan	156.47	5633 36	490	450
Noel Carnahan	155.68	8874 57	486	425
Dave L. Wilke	155.50	5598 36	486	446
Flip Fisher	153.32	8739 57	501	440
Ron J. Studnicka	153.12	8728 57	512	451
Mike McCollough	149.75	3594 24	456	428
Darcy W. Huffman	148.04	7106 48	493	441
Chris L. Exstrom	146.98	6173 42	442	396
Bill Kirkland	145.35	8285 57	475	414
Trevor A. Roberts	144.70	7814 54	451	393
Matt A. Cacy	143.85	6905 48	439	387
Kenny Wright	143.67	3448 24	440	412
Earl E. Rademacher	143.23	5586 39	462	419
Mark A. Woodside	142.31	6404 45	460	411
Doug Samuelson	141.30	4663 33	449	412
LeRoy H. Hoss	141.09	8042 57	478	417
Joe Dreyer	139.48	8369 60	451	387
Roger P. Davis	138.44	5399 39	439	396
Scott Matteson	137.53	4951 36	431	391
Mike D. Streeter	137.40	6595 48	443	391
Trevor Hibberd	137.37	3709 27	431	400
Brandon L. Young	135.97	4895 36	409	369
Malcolm R. Durand	133.67	401 3	403	396
Tony D. Triplett	130.87	5104 39	398	355
Dustin J. Lawless	128.38	2696 21	400	375
Sean A. McBride	127.22	1145 9	391	378
Vaughn L. Cook	120.17	5047 42	398	352
John D. Lawless	117.53	4231 36	371	331
Matt Young	116.14	5923 51	395	340
Jake Myers	113.06	2035 18	359	337

<u>Name</u>	<u>True Average</u>	<u>Pins</u>	<u>Gms</u>	<u>To Raise Avg +1</u>	<u>To Drop Avg -1</u>
Beau Follmer	110.33	662	6	337	327
Kenny J. VanHorn	108.67	652	6	329	319
Lloyd A. Wilke	103.74	4046	39	322	279

Monday 6:30 pm

Big Apple Fun Center

Lanes 1 - 14

* Bowlers listed must have a minimum of 21 games.

Note: This report includes information through February 3 which is Week 20 of 30

Most Improved Averages

Name	True Average	Most Improved Avg	+/-	Name	True Average	Most Improved Avg	+/-
Schutt, Craig A.	160.87	149	+11.87	Yonkers, Mark A.	189.97	188	+1.97
Hibberd, David D.	167.20	156	+11.20	Dalland, Jeremy J.	213.94	212	+1.94
Stevens, Bob	161.17	151	+10.17	Gottsch, Aaron M.	168.83	167	+1.83
Brisbin, Chuck M.	210.09	200	+10.09	Vogt, Bob G.	169.67	168	+1.67
Krolkowski, Josh K.	172.87	163	+9.87	Clark, Levi M.	178.55	177	+1.55
Bauer, Scott A.	189.30	180	+9.30	Woodside, Mark A.	142.31	141	+1.31
Karsten, Darrin W.	186.24	178	+8.24	Stones, Ivan D.	169.25	168	+1.25
Exstrom, Chris L.	146.98	139	+7.98	Studnicka, Ron J.	153.12	152	+1.12
Fread, Sam L.	216.73	209	+7.73	vonAschwege, Scott B.	172.11	171	+1.11
Giles, Doug	170.30	163	+7.30	Feddersen, Jason S.	201.03	200	+1.03
Nikkila, John L.	178.30	171	+7.30	Krotz, John L.	178.61	178	+0.61
Rademacher, Earl E.	143.23	136	+7.23	McKirahan, John R.	156.47	156	+0.47
Albright, Logan J.	164.76	158	+6.76	Lawless, Dustin J.	128.38	128	+0.38
Swanek, Justin R.	203.52	197	+6.52	Brown, Glen A.	170.33	170	+0.33
Banks, Nathan	176.13	170	+6.13	Lytle, Chris R.	186.20	186	+0.20
Clark, Ryan D.	183.85	178	+5.85	Young, Matt	116.14	116	+0.14
Wilke, Lloyd A.	103.74	98	+5.74	Johnson, Jerred J.	201.13	201	+0.13
Wilke, Dave L.	155.50	150	+5.50	Wirth, Logan M.	201.05	201	+0.05
Cherry, Bob	160.07	155	+5.07	Kind, Nick	182.00	182	0.00
Fisher, Flip	153.32	149	+4.32	Young, Brandon L.	135.97	136	-0.03
Samuelson, Doug	141.30	137	+4.30	Sazama, Bryon J.	187.81	188	-0.19
Stubbs, Jason D.	185.22	181	+4.22	McFadden, Kelly R.	211.33	212	-0.67
Culler, Jarvis J.	197.17	193	+4.17	Hoss, LeRoy H.	141.09	142	-0.91
Hatcher, Bruce A.	204.74	201	+3.74	Robinson, Shay W.	193.02	194	-0.98
Bowman, Mark A.	184.61	181	+3.61	McLeod, Tom	187.92	189	-1.08
Lawless, John D.	117.53	114	+3.53	Roberts, Trevor A.	144.70	146	-1.30
Dreyer, Joe	139.48	136	+3.48	Wright, Kenny	143.67	145	-1.33
Davis, Roger P.	138.44	135	+3.44	Rewinkel, Aaron D.	186.53	188	-1.47
Cacy, Matt A.	143.85	141	+2.85	Owen, Kenny	164.45	166	-1.55
McCollough, Mike	149.75	147	+2.75	Hatcher, Gary D.	180.35	182	-1.65
Stapleton, Chris L.	158.61	156	+2.61	Robinson, Bill J.	184.63	187	-2.37
Patsios, Mick R.	158.55	156	+2.55	Hollis, Carter R.	211.07	214	-2.93
Olson, Brad M.	194.43	192	+2.43	Triplett, Tony D.	130.87	134	-3.13
Mizner, Tyler L.	177.42	175	+2.42	Mizner, Shawn E.	163.67	167	-3.33
Streeter, Mike D.	137.40	135	+2.40	Myers, Randy A.	192.26	196	-3.74
Richmond, Tom	194.39	192	+2.39	Matteson, Scott	137.53	142	-4.47
Hibberd, Trevor	137.37	135	+2.37	Fruhling, Jeff A.	178.44	184	-5.56
Kirkland, Bill	145.35	143	+2.35	Samuelson, Jared J.	190.30	197	-6.70
Moriarty, Kevin L.	171.19	169	+2.19	Fread, Dave	203.68	211	-7.32
Cook, Vaughn L.	120.17	118	+2.17	Huffman, Darcy W.	148.04	156	-7.96
Brown, Mike	197.15	195	+2.15	Carnahan, Noel	155.68	166	-10.32
Marcellus, Michael G.	178.07	176	+2.07				

Monday 6:30 pm

Big Apple Fun Center

Most Pins Over Average

Name	-----Old-----		Old					---Average Change---			Weekly Over Avg
	Pins	Games	Avg	-1-	-2-	-3-	Total	New	Old	----> +/-	Series Avg +/-
Doug Samuelson	4127	30	137	181	162	193	536	141.30	- 137.57	= 3.74	536 - 411=125
Chris L. Exstrom	5668	39	145	129	181	195	505	146.98	- 145.33	= 1.64	505 - 435=70
Scott A. Bauer	9589	51	188	195	201	237	633	189.30	- 188.02	= 1.28	633 - 564=69
Tony D. Triplett	4650	36	129	147	158	149	454	130.87	- 129.17	= 1.71	454 - 387=67
Chris L. Stapleton	8034	51	157	134	199	198	531	158.61	- 157.53	= 1.08	531 - 471=60
Randy A. Myers	6869	36	190	232	205	192	629	192.26	- 190.81	= 1.45	629 - 570=59
Mike D. Streeter	6130	45	136	156	168	141	465	137.40	- 136.22	= 1.17	465 - 408=57
Flip Fisher	8227	54	152	164	164	184	512	153.32	- 152.35	= 0.96	512 - 456=56
Mike McCollough	3101	21 bk147	224	134	135	493	149.75	- 147.67	= 2.08	493 - 441=52	
Shawn E. Mizner	9282	57	162	169	212	157	538	163.67	- 162.84	= 0.82	538 - 486=52
John D. Lawless	3833	33	116	105	144	149	398	117.53	- 116.15	= 1.38	398 - 348=50
Carter R. Hollis	11985	57	210	255	168	256	679	211.07	- 210.26	= 0.80	679 - 630=49
Trevor A. Roberts	7339	51	143	178	160	137	475	144.70	- 143.90	= 0.80	475 - 429=46
Gil K. Kindsfater	2048	12 bk170	211	210	135	556	173.60	- 170.67	= 2.93	556 - 510=46	
Aaron M. Gottsch	3508	21 bk167	174	201	169	544	168.83	- 167.05	= 1.79	544 - 501=43	
Glen A. Brown	5075	30	169	189	185	172	546	170.33	- 169.17	= 1.17	546 - 507=39
Ron J. Studnicka	8233	54	152	179	157	159	495	153.12	- 152.46	= 0.66	495 - 456=39
Darrin W. Karsten	7232	39	185	202	206	182	590	186.24	- 185.44	= 0.80	590 - 555=35
David D. Hibberd	9507	57	166	189	170	166	525	167.20	- 166.79	= 0.41	525 - 498=27
Chuck M. Brisbin	10694	51	209	191	245	215	651	210.09	- 209.69	= 0.41	651 - 627=24
Bobby Turner Jr	2765	15 bk184	222	159	193	574	185.50	- 184.33	= 1.17	574 - 552=22	
LeRoy H. Hoss	7604	54	140	83	178	177	438	141.09	- 140.81	= 0.27	438 - 420=18
Chris R. Lytle	7810	42	185	186	181	202	569	186.20	- 185.95	= 0.25	569 - 555=14
Nathan Banks	8620	49	175	160	187	192	539	176.13	- 175.92	= 0.22	539 - 525=14
Earl E. Rademacher	5154	36	143	131	140	161	432	143.23	- 143.17	= 0.06	432 - 429=3
Joe Dreyer	7949	57	139	168	132	120	420	139.48	- 139.46	= 0.03	420 - 417=3
Bob G. Vogt	6107	36	169	173	176	161	510	169.67	- 169.64	= 0.03	510 - 507=3
Roger P. Davis	4983	36	138	133	138	145	416	138.44	- 138.42	= 0.02	416 - 414=2
Anthony A. Jenneman	2516	12	209	180	234	215	629	209.67	- 209.67	= 0.00	629 - 627=2
John L. Nikkila	9097	51	178	178	169	184	531	178.30	- 178.37	= -0.08	531 - 534=-3
Mark A. Yonkers	6274	33	190	211	182	172	565	189.97	- 190.12	= -0.15	565 - 570=-5
Trevor Hibberd	3304	24	137	142	126	137	405	137.37	- 137.67	= -0.30	405 - 411=-6
Michael G. Marcellus	9088	51	178	158	133	237	528	178.07	- 178.20	= -0.12	528 - 534=-6
Mick R. Patsios	8256	52	158	152	148	164	464	158.55	- 158.77	= -0.22	464 - 474=-10
Bryon J. Sazama	4519	24	188	157	190	205	552	187.81	- 188.29	= -0.48	552 - 564=-12
Craig A. Schutt	9182	57	161	165	149	156	470	160.87	- 161.09	= -0.22	470 - 483=-13
Jarvis J. Culler	8886	45	197	202	185	191	578	197.17	- 197.47	= -0.30	578 - 591=-13
Jeremy J. Dalland	9641	45	214	200	179	249	628	213.94	- 214.24	= -0.31	628 - 642=-14

Name	-----Old-----		Old	-1-	-2-	-3-	Total	---Average Change---			Weekly Over Avg		
	Pins	Games	Avg					New	Old	----> +/-	Series Avg +/-		
Brent E. Hollis	2485	15bk	165	153	168	160	481	164.78	-	165.67	=	-0.89	481 - 495=-14
Kevin L. Moriarty	9259	54	171	159	169	171	499	171.19	-	171.46	=	-0.27	499 - 513=-14
Jared J. Samuelson	9721	51	190	181	183	191	555	190.30	-	190.61	=	-0.31	555 - 570=-15
Bob Stevens	9203	57	161	167	174	126	467	161.17	-	161.46	=	-0.29	467 - 483=-16
Jeff A. Fruhling	4298	24bk	179	166	166	188	520	178.44	-	179.08	=	-0.64	520 - 537=-17
Scott B. vonAschwege	4149	24	172	149	176	173	498	172.11	-	172.88	=	-0.76	498 - 516=-18
Justin R. Swanek	6125	30	204	217	213	161	591	203.52	-	204.17	=	-0.65	591 - 612=-21
Tom McLeod	9046	48	188	157	146	235	538	187.92	-	188.46	=	-0.54	538 - 564=-26
Dave L. Wilke	5158	33	156	136	130	174	440	155.50	-	156.30	=	-0.80	440 - 468=-28
Aaron D. Rewinkel	7863	42	187	202	172	157	531	186.53	-	187.21	=	-0.68	531 - 561=-30
Jason D. Stubbs	8922	48	185	159	147	218	524	185.22	-	185.88	=	-0.66	524 - 555=-31
Doug Giles	8718	51	170	158	137	183	478	170.30	-	170.94	=	-0.64	478 - 510=-32
Ivan D. Stones	9681	57	169	148	172	154	474	169.25	-	169.84	=	-0.59	474 - 507=-33
Darcy W. Huffman	6695	45	148	147	130	134	411	148.04	-	148.78	=	-0.74	411 - 444=-33
Shay W. Robinson	9302	48	193	188	215	139	542	193.02	-	193.79	=	-0.77	542 - 579=-37
Logan M. Wirth	3653	18bk	202	161	215	193	569	201.05	-	202.94	=	-1.90	569 - 606=-37
Bruce A. Hatcher	7408	36	205	199	200	178	577	204.74	-	205.78	=	-1.03	577 - 615=-38
Mark A. Bowman	10006	54	185	193	159	165	517	184.61	-	185.30	=	-0.68	517 - 555=-38
Bob Cherry	9163	57	160	184	135	122	441	160.07	-	160.75	=	-0.69	441 - 480=-39
Scott Matteson	4579	33	138	116	109	147	372	137.53	-	138.76	=	-1.23	372 - 414=-42
Levi M. Clark	5407	30	180	179	147	159	485	178.55	-	180.23	=	-1.69	485 - 540=-55
Noel Carnahan	8480	54	157	138	129	127	394	155.68	-	157.04	=	-1.35	394 - 471=-77
Mike Brown	4811	24	200	172	155	185	512	197.15	-	200.46	=	-3.31	512 - 600=-88
Dave Fread	11091	54	205	200	175	144	519	203.68	-	205.39	=	-1.70	519 - 615=-96
Brad M. Olson	11176	57	196	150	176	164	490	194.43	-	196.07	=	-1.64	490 - 588=-98
Josh K. Krolikowski	8921	51	174	150	130	134	414	172.87	-	174.92	=	-2.05	414 - 522=-108

Monday 6:30 pm

Big Apple Fun Center

Alphabetic League Bowler Contact List

USBC							Bowling		
ID Number	Name	Avg	Gms	Phone	Phone	E-mail	Hand	Sex	
1494-2865	Albright, Logan J.	164	42	(308)233-1880	() - -	logan.albright@hotmail.com	R	M	
1494-2512	Banks, Nathan	176	52	(308)293-4613	(308)440-0704	neb01091986@gmail.com	R	M	
1494-1881	Bauer, Scott A.	189	54	(308)440-6763	() - -	bow8210@gmail.com	R	M	
1494-3007	Bowman, Mark A.	184	57	(308)440-5696	() - -		L	M	
1494-789	Brisbin, Chuck M.	210	54	(308)440-2265	(308)234-4545	Huskers300@gmail.com	R	M	
1494-2241	Brown, Glen A.	170	33	(308)293-0430	() - -	ebsglen@eustisbodyshop.com	R	M	
11-463941	Brown, Mike	197	27	(308)233-7686	() - -		R	M	
11-646986	Cacy, Matt A.	143	48	(402)560-0835	() - -	m_cacy91@hotmail.com	R	M	
1494-2974	Carnahan, Noel	155	57	(308)627-7903	() - -		R	M	
11-520000	Carson, Shawn M.	175	9	(308)627-7891	() - -	s.carson.army@gmail.com	R	M	
1494-11	Cherry, Bob	160	60	(308)938-2525	() - -		R	M	
6219-21	Clark, Levi M.	178	33	(308)380-5442	() - -	leviclark56@gmail.com	R	M	
1524-33	Clark, Ryan D.	183	39	(308)216-0085	(308)867-5309	cwbyz21@gmail.com	R	M	
1494-3022	Cook, Vaughn L.	120	42	(903)424-2270	() - -		R	M	
1494-2615	Culler, Jarvis J.	197	48	(308)224-0465	(308)233-7234	jarvisculler@yahoo.com	R	M	
1231-603	Dalland, Jeremy J.	213	48	(308)440-7560	() - -	jerdahl13@hotmail.com	R	M	
1494-594	Davis, Roger P.	138	39	(308)237-9320	() - -	davisr@unk.edu	R	M	
11-768339	Dreyer, Joe	139	60	(308)627-8117	() - -	dreyer.joe13@gmail.com	R	M	
6201-69	Durand, Malcolm R.	133	3	(308)627-8530	() - -		R	M	
1494-2234	Elstermeier, Mark N.	170	15	(308)237-6872	() - -		R	M	
1494-2788	Exstrom, Chris L.	146	42	(308)440-6930	() - -	exstromc@yahoo.com	R	M	
11-389086	Fedderson, Jason S.	201	30	(308)627-8211	() - -	chiefjed55@gmail.com	R	M	
1494-2842	Fisher, Flip	153	57	(308)293-2444	() - -	flipfisher@gmail.com	R	M	
9726-4239	Follmer, Beau	110	6	(308)627-4777	() - -		R	M	
1498-19	Fread, Dave	203	57	(308)325-1042	() - -	dave122462@hotmail.com	R	M	
6203-14	Fread, Sam L.	216	51	(308)746-6776	() - -	sfread8@gmail.com	L	M	
1494-261	Fruhling, Jeff A.	178	27	(308)627-7332	(308)236-5853	drfruman@hotmail.com	R	M	
1494-1258	Giddings, Larry K.	207	3	(308)627-3247	() - -	lkiddings300@gmail.com	R	M	
1494-1810	Giles, Doug	170	54	(308)627-5683	() - -	gman245@yahoo.com	R	M	
1494-2536	Gottsch, Aaron M.	168	24	(308)962-6488	(308)991-3582	gotcha_21@yahoo.com	R	M	
1505-23	Grotrian, Ryan M.	185	15	(308)440-1589	() - -	groat2112@yahoo.com	R	M	
27580-14	Harrington, Larry L.	169	3	(308)236-5902	() - -		R	M	
1486-2240	Hatcher, Bruce A.	204	39	(308)627-7379	() - -	brucehatcher@charter.net	R	M	
1494-256	Hatcher, Gary D.	180	51	(308)238-3914	() - -	gary.hatcher@charter.net	R	M	
1494-473	Hibberd, David D.	167	60	(308)627-5006	() - -	hibbz05@hotmail.com	R	M	
9726-4241	Hibberd, Trevor	137	27	(308)293-7053	() - -	trevor_hibberd@hotmail.com	R	M	
9726-4115	Hollis, Brent E.	164	18	(308)627-7532	() - -		R	M	
11-536044	Hollis, Carter R.	211	60	(308)293-3437	() - -	onekoolmustang@aol.com	R	M	
1494-134	Hoss, LeRoy H.	141	57	(308)238-3792	() - -	leroyhoss@gmail.com	R	M	
1494-649	Houtz, Doug	181	6	(308)224-1698	() - -	writetodoug@yahoo.com	R	M	
1494-2970	Huffman, Darcy W.	148	48	(308)214-0813	() - -	dwhuffman09@ole.augie.edu	R	M	
16-160545	Jenneman, Anthony A.	209	15	(308)383-8313	() - -	jennemananthony@gmail.com	L	M	
1494-2364	Johnson, Jerred J.	201	24	(308)440-1200	() - -	jlliv2hunt@hotmail.com	R	M	
1494-1613	Karsten, Darrin W.	186	42	(308)627-4799	(308)237-5025	dwkarsten@aol.com	R	M	
1489-496	Kidd, Nick	183	18	(308)627-6139	() - -	nickkidd79@gmail.com	R	M	
9726-4240	Kind, Nick	182	24	(402)619-0085	() - -		R	M	
1494-324	Kindsfater, Gil K.	173	15	(308)234-2298	(308)233-7172	gmkind@charter.net	R	M	
1494-1989	Kirkland, Bill	145	57	(308)233-4253	() - -	kirklandsiding@charter.net	R	M	
1494-2696	Krolikowski, Josh K.	172	54	(308)440-1536	() - -		R	M	
1494-2625	Krotz, John L.	178	54	(308)440-9799	() - -	jlkrotz@yahoo.com	R	M	
9726-4219	Lawless, Dustin J.	128	21	(308)293-4410	() - -	lawlessdj@yahoo.com	R	M	
9726-4213	Lawless, John D.	117	36	(460)973-0204	() - -		R	M	

USBC							Bowling		
ID Number	Name	Avg	Gms	Phone	Phone	E-mail	Hand	Sex	
1494-2493	Lytle, Chris R.	186	45	(308)224-1023	() -	lytlecr@hotmail.com	R	M	
11-520037	Marcellus, Michael G.	178	54	(308)830-1967	() -	michael.gordon-marcellus@hotmail.com	R	M	
1494-1323	Mathews, Todd M.	197	6	(308)293-5684	() -		R	M	
1494-2291	Matteson, Scott	137	36	(308)440-4863	() -	scott.matteson6@gmail.com	R	M	
9726-4200	McBride, Sean A.	127	9	(308)224-8576	() -		R	M	
1494-2687	McCollough, Mike	149	24	(308)293-6488	() -	mccolloughms@gmail.com	R	M	
6219-307	McFadden, Kelly R.	211	36	(308)293-7045	() -	kelly.mcfadden@yahoo.com	R	M	
1494-1048	McKirahan, John R.	156	36	(308)234-6236	() -	jsmck@charter.net	L	M	
1494-2556	McLeod, Tom	187	51	(308)440-2091	() -	tmcleod221@gmail.com	R	M	
1494-1721	Mizner, Shawn E.	163	60	(308)293-5027	() -	shawnmizner17@gmail.com	R	M	
11-588272	Mizner, Tyler L.	177	24	(308)440-8728	() -	tyler.mizner00@gmail.com	R	M	
1494-689	Moriarty, Kevin L.	171	57	(308)995-8877	(308)440-8641	kmoriarty@holdregehomes.org	R	M	
9726-4217	Myers, Jake	113	18	(308)880-0869	() -	myers.b.jake@gmail.com	R	M	
1494-3121	Myers, Randy A.	192	39	(308)830-1492	() -	r.myers87@yahoo.com	R	M	
1494-182	Nikkila, John L.	178	54	(308)440-1331	() -	jln.mkn@charter.net	R	M	
1494-957	Olson, Brad M.	194	60	(308)440-3992	() -	bgraphic23@gmail.com	R	M	
300-6153	Owen, Kenny	164	33	(308)440-8316	(308)234-4545	ken.owen@bigapplefuncenter.com	R	M	
1494-1224	Patsios, Mick R.	158	55	(308)237-3007	(308)233-2780	mpatsios53@charter.net	R	M	
6201-149	Pettit, Greg A.	199	3	(308)224-0475	() -	gpettit90@gmail.com	R	M	
1494-128	Rademacher, Earl E.	143	39	(308)237-2063	(308)627-8522	ejrademacher@charter.net	R	M	
1494-2496	Rewinkel, Aaron D.	186	45	(308)224-0204	() -	rewinkelad@yahoo.com	L	M	
1494-1207	Richmond, Tom	194	57	(308)293-5430	() -	thmsrchmnd@gmail.com	R	M	
11-604727	Roberts, Trevor A.	144	54	(308)440-9524	() -	trgobigred@gmail.com	L	M	
1494-98	Robinson, Bill J.	184	30	(308)233-2851	() -	robinsonb@qwestoffice.net	L	M	
1494-2227	Robinson, Shay W.	193	51	(308)440-5104	() -		R	M	
1494-84	Samuelson, Doug	141	33	(308)233-2999	(308)234-9330	drsamuels@frontiernet.net	L	M	
6201-21	Samuelson, Jared J.	190	54	(308)233-1018	() -	samuelsonjj@gmail.com	R	M	
1494-360	Sazama, Bryon J.	187	27	(308)440-4545	() -	jhawks3437@yahoo.com	R	M	
1494-3217	Schutt, Craig A.	160	60	(308)216-0911	(308)224-5421		R	M	
6203-37	Schwarz, Colton L.	210	3	(308)325-3217	() -		R	M	
1494-452	Stapleton, Chris L.	158	54	(308)293-5387	() -		R	M	
1494-303	Stevens, Bob	161	60	(308)440-4005	() -		R	M	
1494-6	Stones, Ivan D.	169	60	(308)234-4231	(308)440-3258	stonivad@charter.net	R	M	
1494-1038	Streeter, Mike D.	137	48	(308)627-6198	() -	mstreeter@frontiernet.net	R	M	
1494-1079	Stubbs, Jason D.	185	51	(308)236-5351	() -	stujas@gmail.com	R	M	
1494-3219	Studnicka, Ron J.	153	57	(308)627-4355	(308)234-3645		R	M	
1489-1082	Swanek, Justin R.	203	33	(402)210-0537	() -	biggerj79@yahoo.com	R	M	
9726-4234	Triplett, Tony D.	130	39	(308)627-5584	() -	triplett8@msn.com	R	M	
1494-87	Turner Jr, Bobby	185	18	(308)440-1799	() -	bobby.turner59@yahoo.com	R	M	
1494-333	VanHorn, Kenny J.	108	6	(308)233-2795	() -	vanhorns@charter.net	R	M	
1494-88	Vogt, Bob G.	169	39	(308)234-9330	(308)233-2447		R	M	
1494-994	vonAschwege, Scott B.	172	27	(308)293-0277	() -	saschwege@gmail.com	R	M	
8194-541	Walton, Ryan E.	187	12	(402)672-1080	() -	ryanewalton@yahoo.com	R	M	
1494-1792	Wilke, Dave L.	155	36	(308)627-6825	() -	dave@wilkecc.com	R	M	
1494-159	Wilke, Lloyd A.	103	39	(308)468-6739	(308)216-0737	wilkelsw@nctc.net	R	M	
6201-92	Wirth, Logan M.	201	21	(308)233-3915	() -		R	M	
1494-1269	Woodside, Mark A.	142	45	(308)233-2077	() -	mawoodside@yahoo.com	L	M	
1494-2945	Woodside, Travys M.	179	12	(308)440-2828	() -	travysw@gmail.com	R	M	
1513-1207	Wright, Kenny	143	24	(308)529-8373	() -	kwright68847@yahoo.com	R	M	
1494-1898	Yonkers, Mark A.	189	36	(308)440-6006	() -		R	M	
9726-4117	Young, Brandon L.	135	36	(910)876-2132	() -	bladenpolice@gmail.com	R	M	
9726-4114	Young, Matt	116	51	(308)627-9601	() -		R	M	

Big Apple Fun Center

This report is for scores bowled February 3 which is Week 20 of 30

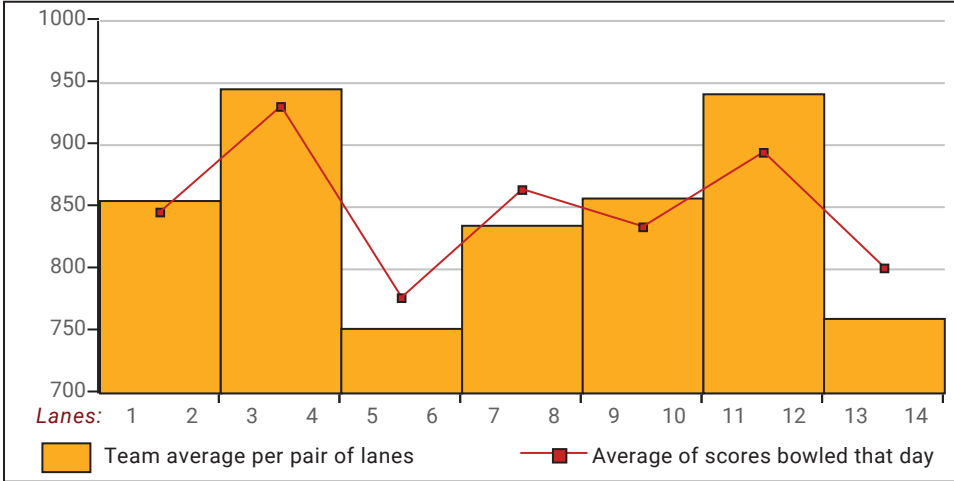
This Week's Statistics: Lefties vs Righties

Unless designated left handed, bowlers are considered right handed.

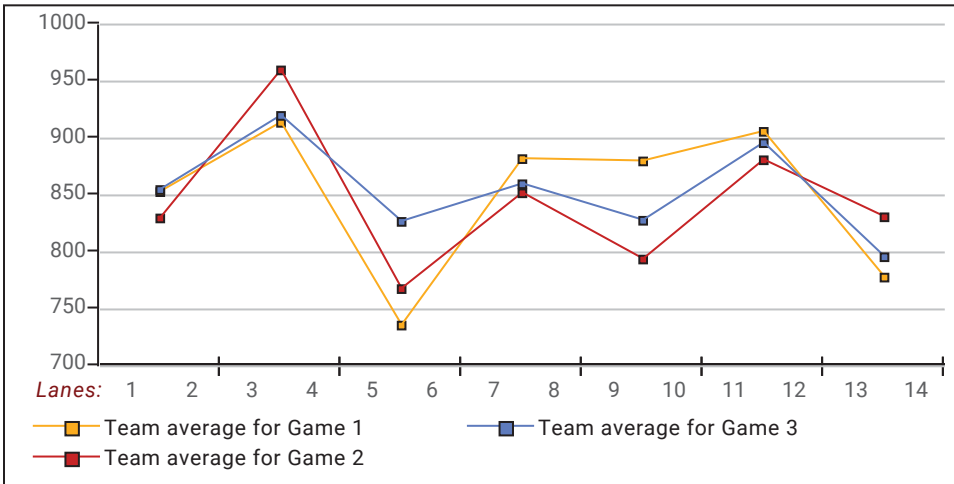
	Over All	Right	Left
How many people bowled	64	59	5
Number of games bowled	192	177	15
Actual average of week's scores	171.05	170.36	179.20
How many games above average	93	84	9
How many games below average	94	88	6
Pins above/below average per game	-0.09	-0.69	7.00
How many people raised average	28	26	2
by this amount	1.04	0.95	2.27
How many people went down	35	33	2
by this amount	-0.82	-0.83	-0.68
League average before bowling	171.64	171.55	172.73
League average after bowling	171.64	171.50	173.36
Change in league average	0.01	-0.05	0.63
800s	--	--	--
775s	--	--	--
750s	--	--	--
725s	--	--	--
700s	--	--	--
675s	1	1	--
650s	1	1	--
625s	4	3	1
600s	--	--	--
575s	4	4	--
550s	7	7	--
525s	12	10	2
500s	8	7	1
475s	9	8	1
450s	6	6	--
425s	4	4	--
400s	5	5	--
below 400	3	3	--
300s	--	--	--
275s	--	--	--
250s	2	2	--
225s	7	6	1
200s	25	23	2
175s	48	43	5
150s	60	54	6
125s	44	43	1
100s	5	5	--
below 100	1	1	--

This report is for scores bowled February 3 which is Week 20 of 30

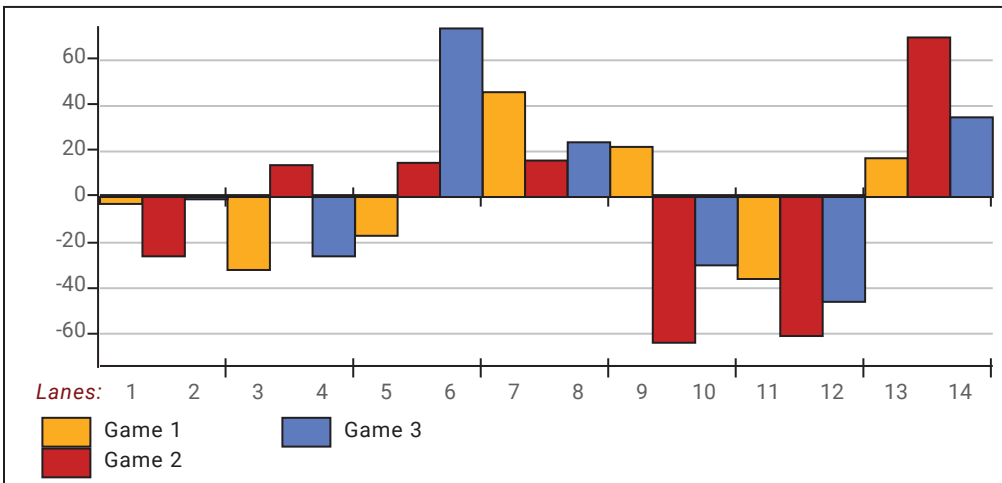
Team Average vs Avg of Scores



Average of Scores for Each Game

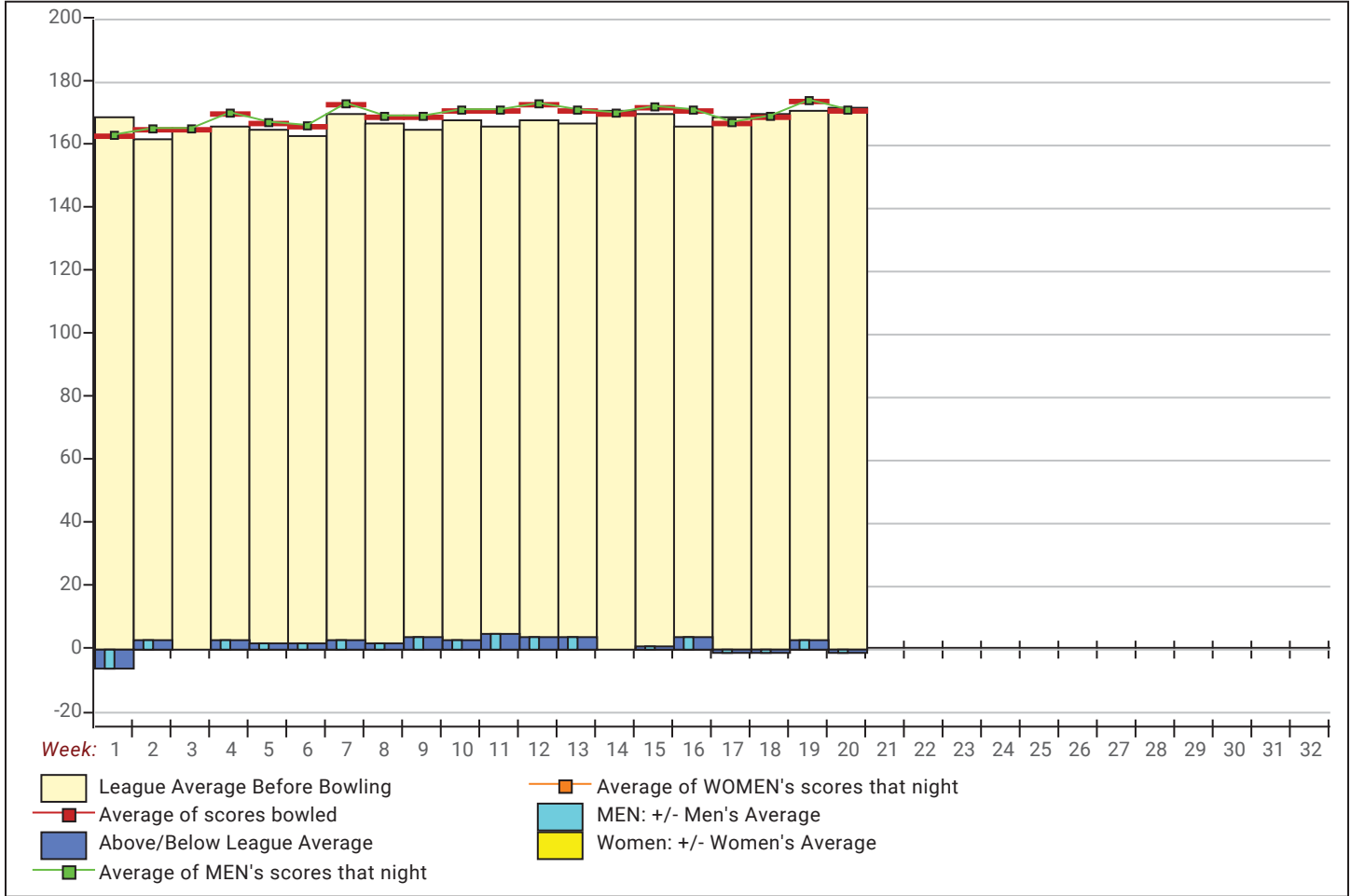


Amount Over/Under Team Average



This report is for scores bowled February 3 which is Week 20 of 30

League Average Week-by-Week



League Average Statistics for Last Week

	League	Right Hand	Left Hand
League Average Before Bowling	171.64	171.55	172.73
Average of scores bowled that night	171.05	170.36	179.20
New League Average After Bowling	171.64	171.50	173.36
Change in League Average	.01	-.05	.63
People Who Bowled Over Average	28	26	2
People Who Bowled Under Average	35	33	2
Average Amount of Series Over Avg	40.86	37.42	85.50
Average Amount of Series Under Avg	-33.23	-33.18	-34.00
Difference Avg, NiteAvg	-.09	-.69	7.00
Number of Bowlers	64	59	5
Number of Games Bowled	192	177	15
People Who Raised Their Average	28	26	2
Raised By an Average of This Amount	1.04	.95	2.27
People Who Lowered Their Average	35	33	2
Lowered By an Average of This Amou	-.82	-.83	-.68
Number of Games Bowled Over Avera	93	84	9
Number of Games Bowled Under Avera	94	88	6

Note: Averages are based only on people who bowled.

Monday 6:30 pm

Big Apple Fun Center

Lanes 1 - 14

If you have questions, please contact

Gary Hatcher (308)238-3914 PO Box 594, Gibbon, NE 68840
Send E-mail to: gary.hatcher@charter.net

*Note: This report includes information through February 3 which is Week 20 of 30***Awards Earned This Week**

Name	USBC ID Number	Award Average	Award Games	G1	G2	G3	Series	Award Score	Award Received
Chris L. Exstrom	1494-2788 USBC	145	39	129	181	195	505	505	500 Series (Local Assoc. Awards)
Carter R. Hollis	11-536044 USBC	210	57	255	168	256	679	255	250 Game (Local Assoc. Awards)
	11-536044 USBC	210	57	255	168	256	679	256	250 Game (Local Assoc. Awards)
Michael S. McCollough	1494-2687 USBC	147	21	224	134	135	493	224	75 Pins Over Average (Local Assoc. Awards)
Douglas J. Samuelson	1494-84 USBC	137	30	181	162	193	536	536	500 Series (Local Assoc. Awards)

Monday 6:30 pm

Big Apple Fun Center

Lanes 1 - 14

Team Standings

Place	Team Name	Avg p/gm	Points Won	Points Lost	Year-To-Date WON	Y-T-D LOST
1	Old Chicago	894	265	135	496	304
2	Chicken Coop	970	223	177	461	339
3	DMilaco	738	222	178	401 ½	398 ½
4	Mad Doctors	749	211 ½	188 ½	371	429
5	West	897	202	198	370 ½	429 ½
6	Wilke Contracting	749	196	204	445	355
7	Big Apple Fun Center	908	196	204	387 ½	412 ½
8	Kirkland Siding	849	194 ½	205 ½	410	390
9	Auto Central	818	188	212	317	483
10	Eustis Body Shop	974	183 ½	216 ½	360 ½	439 ½
11	Lethal Injection Diesel Servi	784	180	220	381	419
12	Cunningham's Journal	916	175	225	433	367
13	The New Guys	747	171 ½	228 ½	365	435
14	Draw Team	808	192	208	401	399

*** Although not shown, standings are determined by points only for the current part

Last Week's Top Scores

Scratch Game	Scratch Series	Handicap Game	Handicap Series
256 Carter Hollis	679 Carter Hollis	292 Mike McCollough	770 Doug Samuelson
249 Jeremy Dalland	651 Chuck Brisbin	274 Michael Marcellus	715 Chris Exstrom
245 Chuck Brisbin	633 Scott Bauer	271 Doug Samuelson	714 Scott Bauer
237 Scott Bauer	629 Randy Myers	265 Chris Exstrom	712 Tony Triplett
237 Michael Marcellus	629 Anthony Jenneman	265 Shawn Mizner	705 Chris Stapleton
235 Tom McLeod	628 Jeremy Dalland	264 Scott Bauer	704 Randy Myers
234 Anthony Jenneman	591 Justin Swanek	262 Tom McLeod	702 Mike Streeter
232 Randy Myers	590 Darrin Karsten	261 Carter Hollis	701 Flip Fisher
224 Mike McCollough	578 Jarvis Culler	257 Randy Myers	697 Mike McCollough
222 Bobby Turner Jr	577 Bruce Hatcher	257 Chris Stapleton	697 Shawn Mizner

Classic 2019-20

Monday 6:30 pm

Big Apple Fun Center

Lanes 1 - 14

President: Chuck Brisbin Vice President: Tom McLeod
Secretary/Treasurer: Gary Hatcher

Team Standings

Place	#	Team Name	Points Won	Points Lost	%Won	Pins + HDCP	Scratch Pins	Avg p/gm	Year-To-Date WON	Y-T-D LOST	Y-T-D % WON
1	10	The New Guys	138 ½	61 ½	69.3	82193	56306	750	503 ½	496 ½	50.4
2	11	Kirkland Siding	113	87	56.5	81519	63585	847	523	477	52.3
3	13	Auto Central	112 ½	87 ½	56.3	81571	61444	819	429 ½	570 ½	43.0
4	8	DMilaco	112 ½	87 ½	56.3	81533	55409	738	514	486	51.4
5	9	Chicken Coop	110 ½	89 ½	55.3	82045	73042	973	571 ½	428 ½	57.1
6	2	Cunningham's Journal	109	91	54.5	81704	68298	910	542	458	54.2
7	1	Old Chicago	102	98	51.0	82106	66988	893	598	402	59.8
8	5	Mad Doctors	99 ½	100 ½	49.8	81547	56995	759	470 ½	529 ½	47.0
9	3	Big Apple Fun Center	91 ½	108 ½	45.8	80775	67964	906	479	521	47.9
10	6	Eustis Body Shop	87	113	43.5	80509	73060	974	447 ½	552 ½	44.8
11	7	Lethal Injection Diesel Servi	79 ½	120 ½	39.8	80816	58769	783	460 ½	539 ½	46.0
12	12	Wilke Contracting	73	127	36.5	82179	56100	748	518	482	51.8
13	4	West	58 ½	141 ½	29.3	81444	67414	898	429	571	42.9
14	14	Draw Team	113	87		81460	61125	815	514	486	51.4

Review of Last Week's Bowling.....

Lanes	Team Name	HDCP -1-	HDCP -2-	HDCP -3-	HDCP Total	Last Wk WON	Team Name	HDCP -1-	HDCP -2-	HDCP -3-	HDCP Total	Last Wk WON
1-2	Auto Central	1019	1022	1086	3127	27	<---> Old Chicago	1006	1032	990	3028	13
3-4	Wilke Contracting	1130	1065	1018	3213	8	<---> The New Guys	1157	1160	1078	3395	32
5-6	Kirkland Siding	1100	1149	1068	3317	34	<---> West	1012	1089	966	3067	6
7-8	Cunningham's Journal	1055	990	1081	3126	12	<---> Eustis Body Shop	1026	1121	1143	3290	28
9-10	Chicken Coop	1068	989	1019	3076	5	<---> Mad Doctors	1125	1197	1077	3399	35
11-12	DMilaco	1144	1094	1140	3378	34	<---> Draw Team	1012	1089	966	3067	6
13-14	Big Apple Fun Center	1066	1066	1086	3218	13	<---> Lethal Injection Diesel	1055	1153	1175	3383	27

Thanks for bowling! We hope you had a good time. See you next season!

Last Week's Top Scores

Team Scratch Game		Team Scratch Series		Team Handicap Game		Team Handicap Series	
1045	Eustis Body Shop	2996	Eustis Body Shop	1197	Mad Doctors	3399	Mad Doctors
977	Chicken Coop	2803	Chicken Coop	1175	Lethal Injection Diesel Serv	3395	The New Guys
936	West	2652	Cunningham's Journal	1160	The New Guys	3383	Lethal Injection Die
923	Cunningham's Journal	2627	Big Apple Fun Center	1149	Kirkland Siding	3378	DMilaco
919	Kirkland Siding	2627	Kirkland Siding	1144	DMilaco	3317	Kirkland Siding
889	Big Apple Fun Center	2608	West	1143	Eustis Body Shop	3290	Eustis Body Shop
884	Mad Doctors	2485	Old Chicago	1130	Wilke Contracting	3218	Big Apple Fun Cent
874	Lethal Injection Diesel Serv	2480	Lethal Injection Diesel Serv	1089	West	3213	Wilke Contracting
867	Wilke Contracting	2460	Mad Doctors	1086	Big Apple Fun Center	3127	Auto Central
851	Old Chicago	2424	Wilke Contracting	1086	Auto Central	3126	Cunningham's Jour
840	Auto Central	2389	Auto Central	1081	Cunningham's Journal	3076	Chicken Coop
817	The New Guys	2366	The New Guys	1068	Chicken Coop	3067	West
774	DMilaco	2268	DMilaco	1032	Old Chicago	3028	Old Chicago
Scratch Game		Scratch Series		Handicap Game		Handicap Series	
255	Jeremy Dalland	665	Sam Fread	285	Darcy Huffman	760	Stan Banks
247	Logan Wirth	657	Logan Wirth	280	Shawn Mizner	757	Mick Patsios
246	Bruce Hatcher	652	Jeremy Dalland	275	Mark Bowman	740	David Hibberd
246	Darrin Karsten	648	Carter Hollis	274	Darrin Karsten	737	Darcy Huffman
244	Mark Bowman	644	Darrin Karsten	273	Mick Patsios	728	Darrin Karsten
233	Dave Fread	629	Bruce Hatcher	266	Bob Vogt	727	Shawn Mizner
230	Jarvis Culler	624	Dave Fread	265	Stan Banks	716	Ryan Grotrian
229	Sam Fread	617	Ryan Grotrian	264	Chris Exstrom	702	Bill Robinson
229	Shawn Mizner	615	Bill Robinson	262	Tony Triplett	700	Scott Matteson
227	Ryan Grotrian	602	Jarvis Culler	260	Ryan Grotrian	698	Bryon Sazama
227	Carter Hollis			260	Doug Samuelson		

Season High Scores

Team Scratch Game		Team Scratch Series		Team Handicap Game		Team Handicap Series	
1161	Eustis Body Shop	3316	Eustis Body Shop	1293	Kirkland Siding	3695	Cunningham's Jour
1152	Chicken Coop	3213	Chicken Coop	1266	The New Guys	3635	Kirkland Siding
1059	Big Apple Fun Center	3116	Cunningham's Journal	1264	Chicken Coop	3600	Wilke Contracting
1056	Cunningham's Journal	3031	Big Apple Fun Center	1257	Cunningham's Journal	3578	The New Guys
1047	Kirkland Siding	2996	West	1229	Eustis Body Shop	3549	Chicken Coop
1044	Old Chicago	2971	Old Chicago	1226	Auto Central	3520	Eustis Body Shop
1031	West	2897	Kirkland Siding	1223	Wilke Contracting	3500	West
983	Auto Central	2703	Lethal Injection Diesel Serv	1218	Mad Doctors	3471	Mad Doctors
959	The New Guys	2670	Auto Central	1212	Lethal Injection Diesel Serv	3467	Old Chicago
956	Lethal Injection Diesel Serv	2657	The New Guys	1208	DMilaco	3460	Lethal Injection Die
917	Wilke Contracting	2531	Wilke Contracting	1206	Old Chicago	3452	Auto Central
890	Mad Doctors	2487	Mad Doctors	1201	West	3431	Big Apple Fun Cent
858	DMilaco	2416	DMilaco	1182	Big Apple Fun Center	3381	DMilaco

Bowlers must have completed a minimum of 54 games to be eligible for any league award.

Scratch Game		Scratch Series		Handicap Game		Handicap Series	
279	Jeremy Dalland	740	Jeremy Dalland	300	Bob Stevens	828	Josh Krolikowski
278	Aaron Rewinkel	739	Dave Fread	300	Darcy Huffman	816	John Krotz
270	Sam Fread	733	Carter Hollis	300	Matt Cacy	809	Matt Cacy
268	Jared Samuelson	726	Tom Richmond	300	Aaron Rewinkel	798	Tom Richmond
267	Scott Bauer	715	Chuck Brisbin	299	John Krotz	795	Bob Stevens
267	Jarvis Culler	706	Sam Fread	298	Chris Stapleton	794	Mark Bowman
266	Tom Richmond	695	Jarvis Culler	297	Doug Giles	787	Mike Streeter
264	Carter Hollis	693	Brad Olson	297	Mike Streeter	781	Shawn Mizner
258	Chuck Brisbin	686	Mark Bowman	297	Shawn Mizner	774	Doug Giles
258	Bruce Hatcher	678	Bruce Hatcher	295	Scott Bauer	769	Flip Fisher
				295	Jared Samuelson		

Team Rosters

1 - Old Chicago

Name	Avg	HDCP	Pins	Gms	Points Won	High Game	High Sers	HDCP Game	HDCP Sers	Most Improved Avg +/-	To Raise Avg +1	To Drop Avg -1	Weekly Over Avg Series Avg +/-
Matt Cacy	147	68	8860	60	38.0	227	596	300	809	141 +6.67	464	400	
Aaron Gottsch	168	47	5051	30	30.0	209	544	279	722	167 +1.37	526	492	488 - 507=-19
Scott vonAschwege	172	43	6207	36	25.0	223	566	267	710	171 +1.42	540	500	474 - 519=-45
Levi Clark	177	38	7985	45	34.0	234	642	293	783	177 +0.44	559	510	460 - 537=-77
Ryan Clark	184	31	8293	45	34.0	245	641	287	770	178 +6.29	587	538	
Tom McLeod	184	31	11628	63	36.0	247	615	274	699	189 -4.43	582	515	419 - 558=-139
Darrin Karsten	189	26	9652	51	39.0	246	657	281	766	178 +11.25	608	553	644 - 561=83
Kelly McFadden	206	9	9312	45	37.0	266	716	271	752	212 -5.07	624	575	

2 - Cunningham's Journal

Name	Avg	HDCP	Pins	Gms	Points Won	High Game	High Sers	HDCP Game	HDCP Sers	Most Improved Avg +/-	To Raise Avg +1	To Drop Avg -1	Weekly Over Avg Series Avg +/-
Logan Albright	164	51	8410	51	35.5	268	621	300	792	158 +6.90	500	445	
Josh Krolikowski	174	41	12046	69	53.0	227	629	294	828	163 +11.58	554	481	516 - 522=-6
Doug Giles	168	47	11607	69	40.0	245	618	297	774	163 +5.22	561	488	486 - 504=-18
Chris Lytle	182	33	10424	57	36.5	256	640	284	724	186 -3.12	556	495	452 - 552=-100
Jeff Fruhling	179	36	7010	39	33.0	241	621	281	783	184 -4.26	550	507	546 - 537=9
Jerred Johnson	201	14	4827	24	16.5	245	679	265	730	201 +0.13	627	599	
Jeremy Dalland	212	3	12737	60	37.0	279	740	279	740	212 +0.28	682	618	652 - 636=16

3 - Big Apple Fun Center

Name	Avg	HDCP	Pins	Gms	Points Won	High Game	High Sers	HDCP Game	HDCP Sers	Most Improved Avg +/-	To Raise Avg +1	To Drop Avg -1	Weekly Over Avg Series Avg +/-
Kenny Owen	168	47	6561	39	21.5	244	607	300	763	166 +2.23	537	494	
Mark Elstermeier	168	47	3529	21	14.5	213	562	270	733	168 +0.05	527	502	
Nick Kidd	180	35	4332	24	15.0	227	577	260	676	180 +0.50	555	527	
Carter Hollis	209	6	15697	75	43.5	264	733	268	736	214 -4.71	683	604	648 - 627=21
Doug Samuelson	143	72	6009	42	32.0	193	536	271	770	137 +6.07	471	425	432 - 429=3
Brent Hollis	162	53	3892	24	14.0	255	603	300	780	164 -1.83	509	481	435 - 492=-57
Bob Vogt	174	41	9426	54	33.0	247	625	292	760	168 +6.56	549	491	562 - 519=43
Jared Samuelson	189	26	12487	66	49.0	268	655	295	732	197 -7.80	623	553	550 - 567=-17

4 - West

Name	Avg	HDCP	Pins	Gms	Points	High	High	HDCP	HDCP	Most Improved		To Raise	To Drop	Weekly Over Avg Series Avg +/-
					Won	Game	Sers	Game	Sers	Avg	+/-	Avg +1	Avg -1	
Ivan Stones	169	46	12691	75	41.5	234	594	273	744	168	+1.21	569	490	519 - 507=12
John Nikkila	178	37	12320	69	52.0	223	593	264	723	171	+7.55	568	495	499 - 537=-38
Bob Stevens	161	54	12085	75	31.0	245	611	300	795	151	+10.13	551	472	458 - 483=-25
Gary Hatcher	180	35	9198	51	31.0	256	610	294	721	182	-1.65	576	521	
Justin Swanek	201	14	8461	42	21.0	279	766	297	820	197	+4.45	629	583	
Bruce Hatcher	204	11	11055	54	39.0	258	678	277	734	201	+3.72	630	572	629 - 612=17

5 - Mad Doctors

Name	Avg	HDCP	Pins	Gms	Points	High	High	HDCP	HDCP	Most Improved		To Raise	To Drop	Weekly Over Avg Series Avg +/-
					Won	Game	Sers	Game	Sers	Avg	+/-	Avg +1	Avg -1	
Brandon Young	135	80	5709	42	22.0	190	478	267	721	136	-0.07	411	365	
Scott Matteson	138	77	6244	45	30.0	179	470	257	700	142	-3.24	428	379	466 - 411=55
Roger Davis	140	75	6738	48	26.5	179	459	258	696	135	+5.38	453	401	438 - 420=18
Earl Rademacher	143	72	6479	45	31.5	202	525	280	785	136	+7.98	433	384	
Chris Exstrom	146	69	7470	51	39.0	195	511	265	739	139	+7.47	468	413	455 - 438=17
John McKirahan	157	58	7082	45	28.0	194	503	252	688	156	+1.38	502	453	484 - 471=13
Ryan Grotrian	185	30	4448	24	16.0	242	617	274	716	182	+3.33	574	546	617 - 546=71
Randy Myers	194	21	9916	51	31.5	255	683	283	758	196	-1.57	614	559	

6 - Eustis Body Shop

Name	Avg	HDCP	Pins	Gms	Points	High	High	HDCP	HDCP	Most Improved		To Raise	To Drop	Weekly Over Avg Series Avg +/-
					Won	Game	Sers	Game	Sers	Avg	+/-	Avg +1	Avg -1	
Glen Brown	172	43	6710	39	26.0	230	573	279	708	170	+2.05	556	513	
Mark Bowman	184	31	12758	69	55.0	254	686	280	794	181	+3.90	562	489	598 - 552=46
Colton Schwarz	210	5	630	3	2.0	218	630	223	645			636	629	
Bill Robinson	187	28	8451	45	25.5	236	626	289	791	187	+0.80	573	524	615 - 558=57
Dave Fread	200	15	14467	72	32.5	248	739	257	751	211	-10.07	608	532	624 - 600=24
Shay Robinson	191	24	11468	60	37.0	248	677	272	724	194	-2.87	628	564	494 - 576=-82
Sam Fread	216	0	14278	66	43.5	270	706	273	726	209	+7.33	695	625	665 - 648=17

7 - Lethal Injection Diesel Servi

Name	Avg	HDCP	Pins	Gms	Points	High	High	HDCP	HDCP	Most Improved		To Raise	To Drop	Weekly Over Avg Series Avg +/-
					Won	Game	Sers	Game	Sers	Avg	+/-	Avg +1	Avg -1	
Bryon Szama	182	33	7644	42	26.0	229	613	261	709	188	-6.00	591	545	593 - 540=53
Kenny Wright	143	72	4301	30	15.0	206	516	280	738	145	-1.63	451	417	423 - 429=-6
Vaughn Cook	119	96	6094	51	29.0	163	386	259	686	118	+1.49	386	331	
Noel Carnahan	154	61	11091	72	38.5	210	545	264	691	166	-11.96	534	458	496 - 459=37
Darcy Huffman	151	64	9077	60	44.5	234	564	300	768	156	-4.72	499	435	539 - 447=92
Mike McCollough	148	67	4453	30	24.0	224	497	292	713	147	+1.43	464	430	429 - 447=-18
Aaron Rewinkel	186	29	10064	54	42.0	278	621	300	739	188	-1.63	595	537	
Nick Kind	179	36	4859	27	21.0	228	647	270	773	182	-2.04	541	510	

8 - DMilaco

Name	Avg	HDCP	Pins	Gms	Points	High	High	HDCP	HDCP	Most Improved		To Raise	To Drop	Weekly Over Avg Series Avg +/-
					Won	Game	Sers	Game	Sers	Avg	+/-	Avg +1	Avg -1	
Matt Young	117	98	7404	63	37.5	191	414	290	740	116	+1.52	384	317	349 - 351=-2
Sean McBride	127	88	1145	9	4.0	151	391	238	646			391	378	
Trevor Roberts	146	69	10115	69	55.0	197	511	270	724	146	+0.59	469	396	443 - 438=5
Joe Dreyer	139	76	10449	75	52.0	183	507	262	744	136	+3.32	471	392	437 - 417=20
Nathan Banks	175	40	11734	67	48.0	230	621	272	756	170	+5.13	586	515	537 - 522=15
Stan Banks	137	78	2060	15	11.0	179	502	265	760			424	405	502 - 387=115

9 - Chicken Coop

Name	Avg	HDCP	Pins	Gms	Points	High	High	HDCP	HDCP	Most Improved		To Raise	To Drop	Weekly Over Avg Series Avg +/-
					Won	Game	Sers	Game	Sers	Avg	+/-	Avg +1	Avg -1	
Mark Yonkers	190	25	7986	42	31.5	228	615	256	714	188	+2.14	609	563	
Tom Richmond	194	21	13392	69	54.5	266	726	290	798	192	+2.09	648	575	484 - 585=-101
Jason Stubbs	186	29	10630	57	39.0	255	635	283	730	181	+5.49	590	529	549 - 558=-9
Scott Bauer	188	27	12469	66	52.0	267	672	295	756	180	+8.92	572	502	520 - 567=-47
Ryan Walton	189	26	3983	21	20.0	241	619	268	745	189	+0.67	577	552	
Logan Wirth	206	9	6815	33	25.5	247	686	258	728	201	+5.52	637	600	657 - 615=42
Chuck Brisbin	208	7	14407	69	46.0	258	715	272	755	200	+8.80	641	568	593 - 627=-34

10 - The New Guys

Name	Avg	HDCP	Pins	Gms	Points	High	High	HDCP	HDCP	Most Improved		To Raise	To Drop	Weekly Over Avg
					Won	Game	Sers	Game	Sers	Avg	+/-	Avg +1	Avg -1	Series Avg +/-
John Lawless	119	96	6097	51	30.5	178	444	279	738	114	+5.55	383	328	364 - 357=7
Dustin Lawless	126	89	3416	27	20.0	171	439	261	721	128	-1.48	394	363	
Tony Triplett	129	86	7012	54	32.0	191	465	275	717	134	-4.15	398	340	411 - 387=24
Mike Streeter	139	76	7975	57	35.0	214	526	297	787	135	+4.91	425	364	445 - 417=28
Tyler Mizner	177	38	4258	24	18.0	234	602	293	776	175	+2.42	548	520	
Shawn Mizner	165	50	12433	75	45.5	245	625	297	781	167	-1.23	515	436	574 - 492=82
Michael Marcellus	182	33	12560	69	54.0	244	611	286	722	176	+6.03	616	543	572 - 543=29

11 - Kirkland Siding

Name	Avg	HDCP	Pins	Gms	Points	High	High	HDCP	HDCP	Most Improved		To Raise	To Drop	Weekly Over Avg
					Won	Game	Sers	Game	Sers	Avg	+/-	Avg +1	Avg -1	Series Avg +/-
Bill Kirkland	144	71	9980	69	47.0	214	511	287	742	143	+1.64	460	387	455 - 432=23
Flip Fisher	154	61	11152	72	65.5	199	568	265	769	149	+5.89	473	397	460 - 462=-2
Bobby Turner Jr	186	29	4473	24	12.5	224	627	270	756	185	+1.38	576	548	
Mick Patsios	159	56	10694	67	49.0	223	583	283	759	156	+3.61	506	435	583 - 471=112
Jarvis Culler	198	17	11301	57	42.0	267	695	286	752	193	+5.26	639	578	602 - 594=8
Craig Schutt	160	55	12010	75	60.0	228	564	286	738	149	+11.13	548	469	434 - 480=-46
Brad Olson	191	24	13792	72	39.5	257	693	279	753	192	-0.44	608	532	527 - 576=-49

12 - Wilke Contracting

Name	Avg	HDCP	Pins	Gms	Points	High	High	HDCP	HDCP	Most Improved		To Raise	To Drop	Weekly Over Avg
					Won	Game	Sers	Game	Sers	Avg	+/-	Avg +1	Avg -1	Series Avg +/-
Ron Studnicka	154	61	11105	72	43.5	212	547	275	745	152	+2.24	520	444	412 - 462=-50
Dave Wilke	155	60	7938	51	43.0	214	541	275	724	150	+5.65	486	431	439 - 468=-29
Trevor Hibberd	138	77	4557	33	23.0	166	467	250	719	135	+3.09	447	410	444 - 411=33
Lloyd Wilke	103	112	4046	39	35.5	152	404	276	785	98	+5.74	322	279	
LeRoy Hoss	139	76	8805	63	38.5	200	531	278	765	142	-2.24	435	368	
David Hibberd	169	46	12699	75	58.5	225	599	281	740	156	+13.32	561	482	599 - 504=95

13 - Auto Central

Name	Avg	HDCP	Pins	Gms	Points	High	High	HDCP	HDCP	Most Improved		To Raise	To Drop	Weekly Over Avg
					Won	Game	Sers	Game	Sers	Avg	+/-	Avg +1	Avg -1	Series Avg +/-
Mark Woodside	141	74	7660	54	23.0	177	484	253	712	141	+0.85	434	376	
Travys Woodside	179	36	2151	12	4.0	233	568	268	673			549	533	
Chris Stapleton	160	55	11071	69	45.0	237	584	298	764	156	+4.45	521	448	465 - 480=-15
Bob Cherry	160	55	12030	75	57.0	224	590	281	761	155	+5.40	528	449	474 - 480=-6
Kevin Moriarty	171	44	12339	72	35.0	223	582	258	719	169	+2.38	561	485	508 - 513=-5
John Krotz	178	37	12319	69	37.0	235	606	299	816	178	+0.54	569	496	508 - 534=-26

14 - Draw Team

Temporary Substitutes

Name	Avg	HDCP	Pins	Gms	Points	High	High	HDCP	HDCP	Most Improved		To Raise	To Drop	Weekly Over Avg
					Won	Game	Sers	Game	Sers	Avg	+/-	Avg +1	Avg -1	Series Avg +/-
Mike Brown	195	20	6455	33	24.0	276	701	298	767	195	+0.61	601	564	530 - 591=-61
Shawn Carson	175	40	1582	9	5.0	196	565	238	703			530	517	
David Cleveland	174	41	524	3	3.0	189	524	230	647			526	519	
Malcolm Durand	133	82	401	3	3.0	145	401	227	647			403	396	
Jason Feddersen	201	14	6031	30	14.0	257	687	279	723	200	+1.03	635	601	
Beau Follmer	110	105	662	6	5.0	143	338	246	647			337	327	
Larry Giddings	207	8	622	3	3.0	215	622	223	646			626	619	
Larry Harrington	169	46	507	3	1.0	178	507	224	645			513	506	
Doug Houtz	181	34	1089	6	6.0	212	615	269	786			549	539	
Anthony Jenneman	209	6	3773	18	10.0	300	834	300	834			637	615	
Gil Kindsfater	172	43	3097	18	11.0	211	556	256	702			536	514	
Todd Mathews	197	18	1184	6	5.0	245	673	290	808			598	588	
Jake Myers	113	102	2385	21	8.0	145	388	249	700	113	+0.57	351	326	
Greg Pettit	199	16	599	3	3.0	215	599	231	647			601	594	
Jerry Schmitz	188	27	1130	6	4.0	215	627	221	645			571	561	503 - 627=-124
Kenny VanHorn	108	107	652	6	3.0	123	330	228	645			329	319	

High Individual Match Points

65.5 Flip Fisher	60 Craig Schutt	58.5 David Hibberd	57 Bob Cherry
55 Trevor Roberts	55 Mark Bowman	54.5 Tom Richmond	54 Michael Marcellus
53 Josh Krolikowski	52 John Nikkila	52 Scott Bauer	52 Joe Dreyer
49 Jared Samuelson	49 Mick Patsios	48 Nathan Banks	47 Bill Kirkland

Individual High Averages

216.33 Sam Fread	212.28 Jeremy Dalland	209.29 Carter Hollis	208.80 Chuck Brisbin
204.72 Bruce Hatcher	200.93 Dave Fread	198.26 Jarvis Culler	194.09 Tom Richmond
191.56 Brad Olson	191.13 Shay Robinson	189.20 Jared Samuelson	188.92 Scott Bauer
186.49 Jason Stubbs	186.37 Aaron Rewinkel	184.90 Mark Bowman	184.57 Tom McLeod

Most Improved Average

156 to 169.32 = +13.32	David Hibberd	163 to 174.58 = +11.58	Josh Krolikowski
149 to 160.13 = +11.13	Craig Schutt	151 to 161.13 = +10.13	Bob Stevens
180 to 188.92 = +8.92	Scott Bauer	200 to 208.80 = +8.80	Chuck Brisbin
171 to 178.55 = +7.55	John Nikkila	209 to 216.33 = +7.33	Sam Fread
141 to 147.67 = +6.67	Matt Cacy	168 to 174.56 = +6.56	Bob Vogt

Most Un-Improved Averages

166 to 154.04 = -11.96	Noel Carnahan	211 to 200.93 = -10.07	Dave Fread
197 to 189.20 = -7.80	Jared Samuelson	188 to 182.00 = -6.00	Bryon Sazama
212 to 206.93 = -5.07	Kelly McFadden	156 to 151.28 = -4.72	Darcy Huffman
214 to 209.29 = -4.71	Carter Hollis	189 to 184.57 = -4.43	Tom McLeod
184 to 179.74 = -4.26	Jeff Fruhling	134 to 129.85 = -4.15	Tony Triplett

Classic 2019-20

Big Apple Fun Center

Reprint of Scores -- Week 25

Lane 1 13 - Auto Central Week 25 3/9/2020

Name	Old	Old						HDCP
	Avg	HDCP	-1-	-2-	-3-	Total	Total	
Craig A. Schutt	160	55	144	154	136	434	599	
Chris L. Stapleton	160	55	147	173	145	465	630	
Bob Cherry	160	55	166	131	177	474	639	
Kevin L. Moriarty	171	44	157	161	190	508	640	
John L. Krotz	178	37	159	157	192	508	619	
			====	====	====	====	====	
Scratch Total			773	776	840	2389	2389	
Handicap			246	246	246		738	
Total			1019	1022	1086	2389	3127	
Team Points Won			5.0	0.0	5.0	15.0	15.0	
Match Points Won			3.0	3.0	3.0	12.0	12.0	
Total Points Won			8.0	3.0	8.0	27.0	27.0	

Lane 2 1 - Old Chicago Week 25 3/9/2020

Name	Old	Old						HDCP
	Avg	HDCP	-1-	-2-	-3-	Total	Total	
Aaron M. Gottsch	bk169	46	166	151	171	488	626	
Scott B. vonAschwege	173	42	139	178	157	474	600	
Levi M. Clark	179	36	170	191	99	460	568	
Tom McLeod	186	29	158	125	136	419	506	
Darrin W. Karsten	187	28	192	206	246	644	728	
			====	====	====	====	====	
Scratch Total			825	851	809	2485	2485	
Handicap			181	181	181		543	
Total			1006	1032	990	2485	3028	
Team Points Won			0.0	5.0	0.0	5.0	5.0	
Match Points Won			2.0	2.0	2.0	8.0	8.0	
Total Points Won			2.0	7.0	2.0	13.0	13.0	

Lane 3 12 - Wilke Contracting Week 25 3/9/2020

Name	Old	Old						HDCP
	Avg	HDCP	-1-	-2-	-3-	Total	Total	
Ron J. Studnicka	154	61	146	140	126	412	595	
Dave L. Wilke	156	59	176	136	127	439	616	
Trevor Hibberd	137	78	143	154	147	444	678	
Mike Brown	197	18	190	181	159	530	584	
David D. Hibberd	168	47	212	191	196	599	740	
			====	====	====	====	====	
Scratch Total			867	802	755	2424	2424	
Handicap			263	263	263		789	
Total			1130	1065	1018	2424	3213	
Team Points Won			0.0	0.0	0.0	0.0	0.0	
Match Points Won			2.0	2.0	2.0	8.0	8.0	
Total Points Won			2.0	2.0	2.0	8.0	8.0	

Lane 4 10 - The New Guys Week 25 3/9/2020

Name	Old	Old						HDCP
	Avg	HDCP	-1-	-2-	-3-	Total	Total	
John D. Lawless	119	96	137	106	121	364	652	
Tony D. Triplett	129	86	176	129	106	411	669	
Mike D. Streeter	139	76	166	153	126	445	673	
Shawn E. Mizner	164	51	152	229	193	574	727	
Michael G. Marcellus	181	34	183	200	189	572	674	
			====	====	====	====	====	
Scratch Total			814	817	735	2366	2366	
Handicap			343	343	343		1029	
Total			1157	1160	1078	2366	3395	
Team Points Won			5.0	5.0	5.0	20.0	20.0	
Match Points Won			3.0	3.0	3.0	12.0	12.0	
Total Points Won			8.0	8.0	8.0	32.0	32.0	

Lane 5 11 - Kirkland Siding Week 25 3/9/2020

Name	Old	Old						HDCP
	Avg	HDCP	-1-	-2-	-3-	Total	Total	
Bill Kirkland	144	71	177	145	133	455	668	
Flip Fisher	154	61	143	158	159	460	643	
Mick R. Patsios	157	58	171	197	215	583	757	
Jarvis J. Culler	198	17	230	220	152	602	653	
Brad M. Olson	192	23	149	199	179	527	596	
			====	====	====	====	====	
Scratch Total			870	919	838	2627	2627	
Handicap			230	230	230		690	
Total			1100	1149	1068	2627	3317	
Team Points Won			5.0	5.0	5.0	20.0	20.0	
Match Points Won			4.0	3.0	3.0	14.0	14.0	
Total Points Won			9.0	8.0	8.0	34.0	34.0	

Lane 6 4 - West Week 25 3/9/2020

Name	Old	Old						HDCP
	Avg	HDCP	-1-	-2-	-3-	Total	Total	
Ivan D. Stones	169	46	167	184	168	519	657	
John L. Nikkila	179	36	167	172	160	499	607	
Bob Stevens	161	54	168	156	134	458	620	
Jerry Schmitz	209	6	160	178	165	503	521	
Bruce A. Hatcher	204	11	197	246	186	629	662	
			====	====	====	====	====	
Scratch Total			859	936	813	2608	2608	
Handicap			153	153	153		459	
Total			1012	1089	966	2608	3067	
Team Points Won			0.0	0.0	0.0	0.0	0.0	
Match Points Won			1.0	2.0	2.0	6.0	6.0	
Total Points Won			1.0	2.0	2.0	6.0	6.0	

Lane 7 2 - Cunningham's Journal Week 25 3/9/2020

Name	Old	Old						HDCP
	Avg	HDCP	-1-	-2-	-3-	Total	Total	
Josh K. Krolikowski	174	41	145	168	203	516	639	
Doug Giles	168	47	169	150	167	486	627	
Chris R. Lytle	184	31	160	153	139	452	545	
Jeff A. Fruhling	bk179	36	168	166	212	546	654	
Jeremy J. Dalland	212	3	255	195	202	652	661	
			====	====	====	====	====	
Scratch Total			897	832	923	2652	2652	
Handicap			158	158	158		474	
Total			1055	990	1081	2652	3126	
Team Points Won			5.0	0.0	0.0	5.0	5.0	
Match Points Won			4.0	1.0	1.0	7.0	7.0	
Total Points Won			9.0	1.0	1.0	12.0	12.0	

Lane 8 6 - Eustis Body Shop Week 25 3/9/2020

Name	Old	Old						HDCP
	Avg	HDCP	-1-	-2-	-3-	Total	Total	
Mark A. Bowman	184	31	154	200	244	598	691	
Bill J. Robinson	bk186	29	171	224	220	615	702	
Dave Fread	200	15	170	233	221	624	669	
Shay W. Robinson	192	23	204	143	147	494	563	
Sam L. Fread	216	0	229	223	213	665	665	
			====	====	====	====	====	
Scratch Total			928	1023	1045	2996	2996	
Handicap			98	98	98		294	
Total			1026	1121	1143	2996	3290	
Team Points Won			0.0	5.0	5.0	15.0	15.0	
Match Points Won			1.0	4.0	4.0	13.0	13.0	
Total Points Won			1.0	9.0	9.0	28.0	28.0	

Lane 9 9 - Chicken Coop Week 25 3/9/2020

Name	Old Avg	Old HDCP	-1-	-2-	-3-	Total	HDCP Total
Tom Richmond	195	20	181	141	162	484	544
Jason D. Stubbs	186	29	180	183	186	549	636
Scott A. Bauer	189	26	179	149	192	520	598
Logan M. Wirth	bk205	10	224	247	186	657	687
Chuck M. Brisbin	209	6	213	178	202	593	611
			====	====	====	====	====
Scratch Total			977	898	928	2803	2803
Handicap			91	91	91		273
Total			1068	989	1019	2803	3076
Team Points Won			0.0	0.0	0.0	0.0	0.0
Match Points Won			1.0	1.0	2.0	5.0	5.0
Total Points Won			1.0	1.0	2.0	5.0	5.0

Lane 11 8 - DMilaco Week 25 3/9/2020

Name	Old Avg	Old HDCP	-1-	-2-	-3-	Total	HDCP Total
Matt Young	117	98	101	142	106	349	643
Joe Dreyer	139	76	171	143	123	437	665
Trevor A. Roberts	146	69	138	140	165	443	650
Nathan Banks	174	41	194	146	197	537	660
Stan Banks	129	86	170	153	179	502	760
			====	====	====	====	====
Scratch Total			774	724	770	2268	2268
Handicap			370	370	370		1110
Total			1144	1094	1140	2268	3378
Team Points Won			5.0	5.0	5.0	20.0	20.0
Match Points Won			3.0	3.0	4.0	14.0	14.0
Total Points Won			8.0	8.0	9.0	34.0	34.0

Lane 13 3 - Big Apple Fun Center Week 25 3/9/2020

Name	Old Avg	Old HDCP	-1-	-2-	-3-	Total	HDCP Total
Carter R. Hollis	209	6	227	194	227	648	666
Doug Samuelson	143	72	116	188	128	432	648
Brent E. Hollis	bk164	51	144	110	181	435	588
Bob G. Vogt	173	42	224	174	164	562	688
Jared J. Samuelson	189	26	158	203	189	550	628
			====	====	====	====	====
Scratch Total			869	869	889	2627	2627
Handicap			197	197	197		591
Total			1066	1066	1086	2627	3218
Team Points Won			5.0	0.0	0.0	5.0	5.0
Match Points Won			2.0	2.0	2.0	8.0	8.0
Total Points Won			7.0	2.0	2.0	13.0	13.0

Lane 10 5 - Mad Doctors Week 25 3/9/2020

Name	Old Avg	Old HDCP	-1-	-2-	-3-	Total	HDCP Total
Scott Matteson	137	78	139	179	148	466	700
Roger P. Davis	140	75	151	150	137	438	663
Chris L. Exstrom	146	69	195	134	126	455	662
John R. McKirahan	bk157	58	134	194	156	484	658
Ryan M. Grotrian	182	33	193	227	197	617	716
			====	====	====	====	====
Scratch Total			812	884	764	2460	2460
Handicap			313	313	313		939
Total			1125	1197	1077	2460	3399
Team Points Won			5.0	5.0	5.0	20.0	20.0
Match Points Won			4.0	4.0	3.0	15.0	15.0
Total Points Won			9.0	9.0	8.0	35.0	35.0

Lane 12 14 - Draw Team Week 25 3/9/2020

Name	Old Avg	Old HDCP	-1-	-2-	-3-	Total	HDCP Total
West							

Lane 14 7 - Lethal Injection Diesel Servi Week 25 3/9/2020

Name	Old Avg	Old HDCP	-1-	-2-	-3-	Total	HDCP Total
Bryon J. Sazama	180	35	178	222	193	593	698
Kenny Wright	143	72	125	149	149	423	639
Noel Carnahan	153	62	165	183	148	496	682
Darcy W. Huffman	149	66	154	166	219	539	737
Mike McCollough	bk149	66	132	132	165	429	627
			====	====	====	====	====
Scratch Total			754	852	874	2480	2480
Handicap			301	301	301		903
Total			1055	1153	1175	2480	3383
Team Points Won			0.0	5.0	5.0	15.0	15.0
Match Points Won			3.0	3.0	3.0	12.0	12.0
Total Points Won			3.0	8.0	8.0	27.0	27.0

Classic 2019-20

Monday 6:30 pm

Big Apple Fun Center

Match Points Won (This Week) -- Week 25

Lane 1 13 - Auto Central

Name	Last Wk Won	Last Wk Lost	HDCP -1-	HDCP -2-	HDCP -3-	HDCP Total
Craig A. Schutt	1.0	3.0	199	209	191	599
Chris L. Stapleton	4.0		202	228	200	630
Bob Cherry	3.0	1.0	221	186	232	639
Kevin L. Moriarty	4.0		201	205	234	640
John L. Krotz		4.0	196	194	229	619

Lane 2 1 - Old Chicago

Name	Last Wk Won	Last Wk Lost	HDCP -1-	HDCP -2-	HDCP -3-	HDCP Total
Aaron M. Gottsch	3.0	1.0	212	197	217	626
Scott B. vonAschwege		4.0	181	220	199	600
Levi M. Clark	1.0	3.0	206	227	135	568
Tom McLeod		4.0	187	154	165	506
Darrin W. Karsten	4.0		220	234	274	728

Lane 3 12 - Wilke Contracting

Name	Last Wk Won	Last Wk Lost	HDCP -1-	HDCP -2-	HDCP -3-	HDCP Total
Ron J. Studnicka		4.0	207	201	187	595
Dave L. Wilke		4.0	235	195	186	616
Trevor Hibberd	3.0	1.0	221	232	225	678
Mike Brown	1.0	3.0	208	199	177	584
David D. Hibberd	4.0		259	238	243	740

Lane 4 10 - The New Guys

Name	Last Wk Won	Last Wk Lost	HDCP -1-	HDCP -2-	HDCP -3-	HDCP Total
John D. Lawless	4.0		233	202	217	652
Tony D. Triplett	4.0		262	215	192	669
Mike D. Streeter	1.0	3.0	242	229	202	673
Shawn E. Mizner	3.0	1.0	203	280	244	727
Michael G. Marcellus		4.0	217	234	223	674

Lane 5 11 - Kirkland Siding

Name	Last Wk Won	Last Wk Lost	HDCP -1-	HDCP -2-	HDCP -3-	HDCP Total
Bill Kirkland	2.0	2.0	248	216	204	668
Flip Fisher	4.0		204	219	220	643
Mick R. Patsios	4.0		229	255	273	757
Jarvis J. Culler	3.0	1.0	247	237	169	653
Brad M. Olson	1.0	3.0	172	222	202	596

Lane 6 4 - West

Name	Last Wk Won	Last Wk Lost	HDCP -1-	HDCP -2-	HDCP -3-	HDCP Total
Ivan D. Stones	2.0	2.0	213	230	214	657
John L. Nikkila		4.0	203	208	196	607
Bob Stevens		4.0	222	210	188	620
Jerry Schmitz	1.0	3.0	166	184	171	521
Bruce A. Hatcher	3.0	1.0	208	257	197	662

Lane 7 2 - Cunningham's Journal

Name	Last Wk Won	Last Wk Lost	HDCP -1-	HDCP -2-	HDCP -3-	HDCP Total
Josh K. Krolikowski	1.0	3.0	186	209	244	639
Doug Giles	1.0	3.0	216	197	214	627
Chris R. Lytle	1.0	3.0	191	184	170	545
Jeff A. Fruhling	3.0	1.0	204	202	248	654
Jeremy J. Dalland	1.0	3.0	258	198	205	661

Lane 8 6 - Eustis Body Shop

Name	Last Wk Won	Last Wk Lost	HDCP -1-	HDCP -2-	HDCP -3-	HDCP Total
Mark A. Bowman	3.0	1.0	185	231	275	691
Bill J. Robinson	3.0	1.0	200	253	249	702
Dave Fread	3.0	1.0	185	248	236	669
Shay W. Robinson	1.0	3.0	227	166	170	563
Sam L. Fread	3.0	1.0	229	223	213	665

Lane 9 9 - Chicken Coop

Name	Last Wk Won	Last Wk Lost	HDCP -1-	HDCP -2-	HDCP -3-	HDCP Total
Tom Richmond		4.0	201	161	182	544
Jason D. Stubbs	1.0	3.0	209	212	215	636
Scott A. Bauer	1.0	3.0	205	175	218	598
Logan M. Wirth	3.0	1.0	234	257	196	687
Chuck M. Brisbin		4.0	219	184	208	611

Lane 10 5 - Mad Doctors

Name	Last Wk Won	Last Wk Lost	HDCP -1-	HDCP -2-	HDCP -3-	HDCP Total
Scott Matteson	4.0		217	257	226	700
Roger P. Davis	3.0	1.0	226	225	212	663
Chris L. Exstrom	3.0	1.0	264	203	195	662
John R. McKirahan	1.0	3.0	192	252	214	658
Ryan M. Grotrian	4.0		226	260	230	716

Lane 11 8 - DMilaco

Name	Last Wk Won	Last Wk Lost	HDCP -1-	HDCP -2-	HDCP -3-	HDCP Total
Matt Young	1.0	3.0	199	240	204	643
Joe Dreyer	4.0		247	219	199	665
Trevor A. Roberts	2.0	2.0	207	209	234	650
Nathan Banks	4.0		235	187	238	660
Stan Banks	3.0	1.0	256	239	265	760

Lane 12 14 - Draw Team

Name	Last Wk Won	Last Wk Lost	HDCP -1-	HDCP -2-	HDCP -3-	HDCP Total
------	-------------	--------------	----------	----------	----------	------------

West

Lane 13 3 - Big Apple Fun Center

<u>Name</u>	<u>Last Wk Won</u>	<u>Last Wk Lost</u>	<u>HDCP -1-</u>	<u>HDCP -2-</u>	<u>HDCP -3-</u>	<u>HDCP Total</u>
Carter R. Hollis	2.0	2.0	233	200	233	666
Doug Samuelson	2.0	2.0	188	260	200	648
Brent E. Hollis	1.0	3.0	195	161	232	588
Bob G. Vogt	1.0	3.0	266	216	206	688
Jared J. Samuelson	2.0	2.0	184	229	215	628

Lane 14 7 - Lethal Injection Diesel Servi

<u>Name</u>	<u>Last Wk Won</u>	<u>Last Wk Lost</u>	<u>HDCP -1-</u>	<u>HDCP -2-</u>	<u>HDCP -3-</u>	<u>HDCP Total</u>
Bryon J. Sazama	2.0	2.0	213	257	228	698
Kenny Wright	2.0	2.0	197	221	221	639
Noel Carnahan	3.0	1.0	227	245	210	682
Darcy W. Huffman	3.0	1.0	220	232	285	737
Mike McCollough	2.0	2.0	198	198	231	627

Classic 2019-20

Monday 6:30 pm

Big Apple Fun Center

Match Points Won (Total for Year)

Name	Avg	Gms	Points		%Won	Name	Avg	Gms	Points		%Won
			Won	Lost					Won	Lost	
Flip Fisher	154	72	65.5	34.5	65.50%	Randy A. Myers	194	51	31.5	36.5	46.32%
Craig A. Schutt	160	75	60.0	40.0	60.00%	Earl E. Rademacher	143	45	31.5	28.5	52.50%
David D. Hibberd	169	75	58.5	41.5	58.50%	Mark A. Yonkers	190	42	31.5	28.5	52.50%
Bob Cherry	160	75	57.0	43.0	57.00%	Bob Stevens	161	75	31.0	69.0	31.00%
Trevor A. Roberts	146	69	55.0	41.0	57.29%	Gary D. Hatcher	180	51	31.0	37.0	45.59%
Mark A. Bowman	184	69	55.0	37.0	59.78%	John D. Lawless	119	51	30.5	37.5	44.85%
Tom Richmond	194	69	54.5	37.5	59.24%	Aaron M. Gottsch	168	30	30.0	10.0	75.00%
Michael G. Marcellus	182	69	54.0	46.0	54.00%	Scott Matteson	138	45	30.0	30.0	50.00%
Josh K. Krolkowski	174	69	53.0	39.0	57.61%	Vaughn L. Cook	119	51	29.0	39.0	42.65%
John L. Nikkila	178	69	52.0	40.0	56.52%	John R. McKirahan	157	45	28.0	32.0	46.67%
Scott A. Bauer	188	66	52.0	36.0	59.09%	Roger P. Davis	140	48	26.5	37.5	41.41%
Joe Dreyer	139	75	52.0	48.0	52.00%	Glen A. Brown	172	39	26.0	26.0	50.00%
Jared J. Samuelson	189	66	49.0	39.0	55.68%	Bryon J. Sazama	182	42	26.0	34.0	43.33%
Mick R. Patsios	159	67	49.0	43.0	53.26%	Bill J. Robinson	187	45	25.5	34.5	42.50%
Nathan Banks	175	67	48.0	44.0	52.17%	Logan M. Wirth	206	33	25.5	18.5	57.95%
Bill Kirkland	144	69	47.0	45.0	51.09%	Scott B. vonAschwege	172	36	25.0	23.0	52.08%
Chuck M. Brisbin	208	69	46.0	46.0	50.00%	Mike Brown	195	33	24.0	20.0	54.55%
Shawn E. Mizner	165	75	45.5	54.5	45.50%	Mike McCollough	148	30	24.0	16.0	60.00%
Chris L. Stapleton	160	69	45.0	47.0	48.91%	Mark A. Woodside	141	54	23.0	53.0	30.26%
Darcy W. Huffman	151	60	44.5	35.5	55.63%	Trevor Hibberd	138	33	23.0	21.0	52.27%
Ron J. Studnicka	154	72	43.5	52.5	45.31%	Brandon L. Young	135	42	22.0	34.0	39.29%
Sam L. Fread	216	66	43.5	44.5	49.43%	Kenny Owen	168	39	21.5	30.5	41.35%
Carter R. Hollis	209	75	43.5	56.5	43.50%	Justin R. Swanek	201	42	21.0	35.0	37.50%
Dave L. Wilke	155	51	43.0	25.0	63.24%	Nick Kind	179	27	21.0	15.0	58.33%
Aaron D. Rewinkel	186	54	42.0	30.0	58.33%	Ryan E. Walton	189	21	20.0	8.0	71.43%
Jarvis J. Culler	198	57	42.0	34.0	55.26%	Dustin J. Lawless	126	27	20.0	16.0	55.56%
Ivan D. Stones	169	75	41.5	58.5	41.50%	Tyler L. Mizner	177	24	18.0	14.0	56.25%
Doug Giles	168	69	40.0	52.0	43.48%	Jerred J. Johnson	201	24	16.5	15.5	51.56%
Brad M. Olson	191	72	39.5	56.5	41.15%	Ryan M. Grotrian	185	24	16.0	16.0	50.00%
Chris L. Exstrom	146	51	39.0	29.0	57.35%	Kenny Wright	143	30	15.0	25.0	37.50%
Jason D. Stubbs	186	57	39.0	37.0	51.32%	Nick Kidd	180	24	15.0	17.0	46.88%
Bruce A. Hatcher	204	54	39.0	33.0	54.17%	Mark N. Elstermeier	168	21	14.5	13.5	51.79%
Darrin W. Karsten	189	51	39.0	29.0	57.35%	Jason S. Feddersen	201	30	14.0	26.0	35.00%
Noel Carnahan	154	72	38.5	57.5	40.10%	Brent E. Hollis	162	24	14.0	18.0	43.75%
LeRoy H. Hoss	139	63	38.5	45.5	45.83%	Bobby Turner Jr	186	24	12.5	19.5	39.06%
Matt A. Cacy	147	60	38.0	42.0	47.50%	Stan Banks	137	15	11.0	9.0	55.00%
Matt Young	117	63	37.5	46.5	44.64%	Gil K. Kindsfater	172	18	11.0	13.0	45.83%
Jeremy J. Dalland	212	60	37.0	47.0	44.05%	Anthony A. Jenneman	209	18	10.0	14.0	41.67%
Shay W. Robinson	191	60	37.0	43.0	46.25%	Jake Myers	113	21	8.0	20.0	28.57%
Kelly R. McFadden	206	45	37.0	23.0	61.67%	Doug Houtz	181	6	6.0	2.0	75.00%
John L. Krotz	178	69	37.0	55.0	40.22%	Shawn M. Carson	175	9	5.0	7.0	41.67%
Chris R. Lytle	182	57	36.5	39.5	48.03%	Beau Follmer	110	6	5.0	3.0	62.50%
Tom McLeod	184	63	36.0	48.0	42.86%	Todd M. Mathews	197	6	5.0	3.0	62.50%
Logan J. Albright	164	51	35.5	32.5	52.21%	Sean A. McBride	127	9	4.0	8.0	33.33%
Lloyd A. Wilke	103	39	35.5	32.5	52.21%	Travys M. Woodside	179	12	4.0	12.0	25.00%
Mike D. Streeter	139	57	35.0	41.0	46.05%	Jerry Schmitz	188	6	4.0	4.0	50.00%
Kevin L. Moriarty	171	72	35.0	61.0	36.46%	Kenny J. VanHorn	108	6	3.0	5.0	37.50%
Levi M. Clark	177	45	34.0	26.0	56.67%	Larry K. Giddings	207	3	3.0	1.0	75.00%
Ryan D. Clark	184	45	34.0	26.0	56.67%	Greg A. Pettit	199	3	3.0	1.0	75.00%
Jeff A. Fruhling	179	39	33.0	19.0	63.46%	Malcolm R. Durand	133	3	3.0	1.0	75.00%
Bob G. Vogt	174	54	33.0	39.0	45.83%	David F. Cleveland	174	3	3.0	1.0	75.00%
Dave Fread	200	72	32.5	63.5	33.85%	Colton L. Schwarz	210	3	2.0	2.0	50.00%
Tony D. Triplett	129	54	32.0	44.0	42.11%	Larry L. Harrington	169	3	1.0	3.0	25.00%
Doug Samuelson	143	42	32.0	24.0	57.14%						

Classic 2019-20

Monday 6:30 pm

Big Apple Fun Center

Change in Average

Name	-----Old-----		Old					---Average Change---			Weekly Over Avg
	Pins	Games	Avg	-1-	-2-	-3-	Total	New	Old	---> +/-	Series Avg +/-
Logan J. Albright	8410	51	164				0	164.90	- 164.90	= 0.00	
Nathan Banks	11197	64	174	194	146	197	537	175.13	- 174.95	= 0.18	537 - 522=15
Stan Banks	1558	12	129	170	153	179	502	137.33	- 129.83	= 7.50	502 - 387=115
Scott A. Bauer	11949	63	189	179	149	192	520	188.92	- 189.67	= -0.74	520 - 567=-47
Mark A. Bowman	12160	66	184	154	200	244	598	184.90	- 184.24	= 0.66	598 - 552=46
Chuck M. Brisbin	13814	66	209	213	178	202	593	208.80	- 209.30	= -0.51	593 - 627=-34
Glen A. Brown	6710	39	172				0	172.05	- 172.05	= 0.00	
Mike Brown	5925	30	197	190	181	159	530	195.61	- 197.50	= -1.89	530 - 591=-61
Matt A. Cacy	8860	60	147				0	147.67	- 147.67	= 0.00	
Noel Carnahan	10595	69	153	165	183	148	496	154.04	- 153.55	= 0.49	496 - 459=37
Shawn M. Carson	1582	9	175				0	175.78	- 175.78	= 0.00	
Bob Cherry	11556	72	160	166	131	177	474	160.40	- 160.50	= -0.10	474 - 480=-6
Levi M. Clark	7525	42	179	170	191	99	460	177.44	- 179.17	= -1.72	460 - 537=-77
Ryan D. Clark	8293	45	184				0	184.29	- 184.29	= 0.00	
David F. Cleveland	524	3	174				0	174.67	- 174.67	= 0.00	
Vaughn L. Cook	6094	51	119				0	119.49	- 119.49	= 0.00	
Jarvis J. Culler	10699	54	198	230	220	152	602	198.26	- 198.13	= 0.13	602 - 594=8
Jeremy J. Dalland	12085	57	212	255	195	202	652	212.28	- 212.02	= 0.27	652 - 636=16
Roger P. Davis	6300	45	140	151	150	137	438	140.38	- 140.00	= 0.38	438 - 420=18
Joe Dreyer	10012	72	139	171	143	123	437	139.32	- 139.06	= 0.26	437 - 417=20
Malcolm R. Durand	401	3	133				0	133.67	- 133.67	= 0.00	
Mark N. Elstermeier	3529	21	bk168				0	168.05	- 168.05	= 0.00	
Chris L. Exstrom	7015	48	146	195	134	126	455	146.47	- 146.15	= 0.32	455 - 438=17
Jason S. Feddersen	6031	30	201				0	201.03	- 201.03	= 0.00	
Flip Fisher	10692	69	154	143	158	159	460	154.89	- 154.96	= -0.07	460 - 462=-2
Beau Follmer	662	6	110				0	110.33	- 110.33	= 0.00	
Dave Fread	13843	69	200	170	233	221	624	200.93	- 200.62	= 0.31	624 - 600=24
Sam L. Fread	13613	63	216	229	223	213	665	216.33	- 216.08	= 0.25	665 - 648=17
Jeff A. Fruhling	6464	36	bk179	168	166	212	546	179.74	- 179.56	= 0.19	546 - 537=9
Larry K. Giddings	622	3	bk207				0	207.33	- 207.33	= 0.00	
Doug Giles	11121	66	168	169	150	167	486	168.22	- 168.50	= -0.28	486 - 504=-18
Aaron M. Gottsch	4563	27	bk169	166	151	171	488	168.37	- 169.00	= -0.63	488 - 507=-19
Ryan M. Grotrian	3831	21	182	193	227	197	617	185.33	- 182.43	= 2.90	617 - 546=71
Larry L. Harrington	507	3	169				0	169.00	- 169.00	= 0.00	
Bruce A. Hatcher	10426	51	204	197	246	186	629	204.72	- 204.43	= 0.29	629 - 612=17
Gary D. Hatcher	9198	51	180				0	180.35	- 180.35	= 0.00	
David D. Hibberd	12100	72	168	212	191	196	599	169.32	- 168.06	= 1.26	599 - 504=95
Trevor Hibberd	4113	30	137	143	154	147	444	138.09	- 137.10	= 0.99	444 - 411=33

Classic 2019-20

Name	----Old----		Old					---Average Change---			Weekly Over Avg
	Pins	Games	Avg	-1-	-2-	-3-	Total	New	Old	----> +/-	Series Avg +/-
Brent E. Hollis	3457	21	bk164	144	110	181	435	162.17	- 164.62	= -2.45	435 - 492=-57
Carter R. Hollis	15049	72	209	227	194	227	648	209.29	- 209.01	= 0.28	648 - 627=21
LeRoy H. Hoss	8805	63	139				0	139.76	- 139.76	= 0.00	
Doug Houtz	1089	6	181				0	181.50	- 181.50	= 0.00	
Darcy W. Huffman	8538	57	149	154	166	219	539	151.28	- 149.79	= 1.49	539 - 447=92
Anthony A. Jenneman	3773	18	209				0	209.61	- 209.61	= 0.00	
Jerred J. Johnson	4827	24	201				0	201.13	- 201.13	= 0.00	
Darrin W. Karsten	9008	48	187	192	206	246	644	189.25	- 187.67	= 1.59	644 - 561=83
Nick Kidd	4332	24	bk180				0	180.50	- 180.50	= 0.00	
Nick Kind	4859	27	179				0	179.96	- 179.96	= 0.00	
Gil K. Kindsfater	3097	18	bk172				0	172.06	- 172.06	= 0.00	
Bill Kirkland	9525	66	144	177	145	133	455	144.64	- 144.32	= 0.32	455 - 432=23
Josh K. Krolkowski	11530	66	174	145	168	203	516	174.58	- 174.70	= -0.12	516 - 522=-6
John L. Krotz	11811	66	178	159	157	192	508	178.54	- 178.95	= -0.42	508 - 534=-26
Dustin J. Lawless	3416	27	126				0	126.52	- 126.52	= 0.00	
John D. Lawless	5733	48	119	137	106	121	364	119.55	- 119.44	= 0.11	364 - 357=7
Chris R. Lytle	9972	54	184	160	153	139	452	182.88	- 184.67	= -1.79	452 - 552=-100
Michael G. Marcellus	11988	66	181	183	200	189	572	182.03	- 181.64	= 0.39	572 - 543=29
Todd M. Mathews	1184	6	bk197				0	197.33	- 197.33	= 0.00	
Scott Matteson	5778	42	137	139	179	148	466	138.76	- 137.57	= 1.18	466 - 411=55
Sean A. McBride	1145	9	127				0	127.22	- 127.22	= 0.00	
Mike McCollough	4024	27	bk149	132	132	165	429	148.43	- 149.04	= -0.60	429 - 447=-18
Kelly R. McFadden	9312	45	bk206				0	206.93	- 206.93	= 0.00	
John R. McKirahan	6598	42	bk157	134	194	156	484	157.38	- 157.10	= 0.28	484 - 471=13
Tom McLeod	11209	60	186	158	125	136	419	184.57	- 186.82	= -2.25	419 - 558=-139
Shawn E. Mizner	11859	72	164	152	229	193	574	165.77	- 164.71	= 1.06	574 - 492=82
Tyler L. Mizner	4258	24	177				0	177.42	- 177.42	= 0.00	
Kevin L. Moriarty	11831	69	171	157	161	190	508	171.38	- 171.46	= -0.09	508 - 513=-5
Jake Myers	2385	21	113				0	113.57	- 113.57	= 0.00	
Randy A. Myers	9916	51	194				0	194.43	- 194.43	= 0.00	
John L. Nikkila	11821	66	179	167	172	160	499	178.55	- 179.11	= -0.56	499 - 537=-38
Brad M. Olson	13265	69	192	149	199	179	527	191.56	- 192.25	= -0.69	527 - 576=-49
Kenny Owen	6561	39	bk168				0	168.23	- 168.23	= 0.00	
Mick R. Patsios	10111	64	157	171	197	215	583	159.61	- 157.98	= 1.63	583 - 471=112
Greg A. Pettit	599	3	199				0	199.67	- 199.67	= 0.00	
Earl E. Rademacher	6479	45	143				0	143.98	- 143.98	= 0.00	
Aaron D. Rewinkel	10064	54	186				0	186.37	- 186.37	= 0.00	
Tom Richmond	12908	66	195	181	141	162	484	194.09	- 195.58	= -1.49	484 - 585=-101
Trevor A. Roberts	9672	66	146	138	140	165	443	146.59	- 146.55	= 0.05	443 - 438=5
Bill J. Robinson	7836	42	bk186	171	224	220	615	187.80	- 186.57	= 1.23	615 - 558=57
Shay W. Robinson	10974	57	192	204	143	147	494	191.13	- 192.53	= -1.39	494 - 576=-82

Classic 2019-20

Name	-----Old-----		Old					---Average Change---			Weekly Over Avg	
	Pins	Games	Avg	-1-	-2-	-3-	Total	New - Old	---->	+/-	Series Avg +/-	
Doug Samuelson	5577	39	143	116	188	128	432	143.07	-	143.00	= 0.07	432 - 429=3
Jared J. Samuelson	11937	63	189	158	203	189	550	189.20	-	189.48	= -0.28	550 - 567=-17
Bryon J. Sazama	7051	39	180	178	222	193	593	182.00	-	180.79	= 1.21	593 - 540=53
Jerry Schmitz	627	3	209	160	178	165	503	188.33	-	209.00	= -20.67	503 - 627=-124
Craig A. Schutt	11576	72	160	144	154	136	434	160.13	-	160.78	= -0.64	434 - 480=-46
Colton L. Schwarz	630	3	210				0	210.00	-	210.00	= 0.00	
Chris L. Stapleton	10606	66	160	147	173	145	465	160.45	-	160.70	= -0.25	465 - 480=-15
Bob Stevens	11627	72	161	168	156	134	458	161.13	-	161.49	= -0.35	458 - 483=-25
Ivan D. Stones	12172	72	169	167	184	168	519	169.21	-	169.06	= 0.16	519 - 507=12
Mike D. Streeter	7530	54	139	166	153	126	445	139.91	-	139.44	= 0.47	445 - 417=28
Jason D. Stubbs	10081	54	186	180	183	186	549	186.49	-	186.69	= -0.19	549 - 558=-9
Ron J. Studnicka	10693	69	154	146	140	126	412	154.24	-	154.97	= -0.73	412 - 462=-50
Justin R. Swanek	8461	42	201				0	201.45	-	201.45	= 0.00	
Tony D. Triplett	6601	51	129	176	129	106	411	129.85	-	129.43	= 0.42	411 - 387=24
Bobby Turner Jr	4473	24bk	186				0	186.38	-	186.38	= 0.00	
Kenny J. VanHorn	652	6bk	108				0	108.67	-	108.67	= 0.00	
Bob G. Vogt	8864	51	173	224	174	164	562	174.56	-	173.80	= 0.75	562 - 519=43
Scott B. vonAschwege	5733	33	173	139	178	157	474	172.42	-	173.73	= -1.31	474 - 519=-45
Ryan E. Walton	3983	21	189				0	189.67	-	189.67	= 0.00	
Dave L. Wilke	7499	48	156	176	136	127	439	155.65	-	156.23	= -0.58	439 - 468=-29
Lloyd A. Wilke	4046	39	103				0	103.74	-	103.74	= 0.00	
Logan M. Wirth	6158	30bk	205	224	247	186	657	206.52	-	205.27	= 1.25	657 - 615=42
Mark A. Woodside	7660	54	141				0	141.85	-	141.85	= 0.00	
Travys M. Woodside	2151	12bk	179				0	179.25	-	179.25	= 0.00	
Kenny Wright	3878	27	143	125	149	149	423	143.37	-	143.63	= -0.26	423 - 429=-6
Mark A. Yonkers	7986	42	190				0	190.14	-	190.14	= 0.00	
Brandon L. Young	5709	42	135				0	135.93	-	135.93	= 0.00	
Matt Young	7055	60	117	101	142	106	349	117.52	-	117.58	= -0.06	349 - 351=-2

Classic 2019-20

Monday 6:30 pm

Big Apple Fun Center

High Average Listing

<u>Name</u>	<u>True Average</u>	<u>Pins</u>	<u>Gms</u>	<u>To Raise Avg +1</u>	<u>To Drop Avg -1</u>
Sam L. Fread	216.33	14278	66	695	625
Jeremy J. Dalland	212.28	12737	60	682	618
Colton L. Schwarz	210.00	630	3	636	629
Anthony A. Jenneman	209.61	3773	18	637	615
Carter R. Hollis	209.29	15697	75	683	604
Chuck M. Brisbin	208.80	14407	69	641	568
Larry K. Giddings	207.33	622	3	626	619
Kelly R. McFadden	206.93	9312	45	624	575
Logan M. Wirth	206.52	6815	33	637	600
Bruce A. Hatcher	204.72	11055	54	630	572
Justin R. Swanek	201.45	8461	42	629	583
Jerred J. Johnson	201.13	4827	24	627	599
Jason S. Feddersen	201.03	6031	30	635	601
Dave Fread	200.93	14467	72	608	532
Greg A. Pettit	199.67	599	3	601	594
Jarvis J. Culler	198.26	11301	57	639	578
Todd M. Mathews	197.33	1184	6	598	588
Mike Brown	195.61	6455	33	601	564
Randy A. Myers	194.43	9916	51	614	559
Tom Richmond	194.09	13392	69	648	575
Brad M. Olson	191.56	13792	72	608	532
Shay W. Robinson	191.13	11468	60	628	564
Mark A. Yonkers	190.14	7986	42	609	563
Ryan E. Walton	189.67	3983	21	577	552
Darrin W. Karsten	189.25	9652	51	608	553
Jared J. Samuelson	189.20	12487	66	623	553
Scott A. Bauer	188.92	12469	66	572	502
Jerry Schmitz	188.33	1130	6	571	561
Bill J. Robinson	187.80	8451	45	573	524
Jason D. Stubbs	186.49	10630	57	590	529
Bobby Turner Jr	186.38	4473	24	576	548
Aaron D. Rewinkel	186.37	10064	54	595	537
Ryan M. Grotrian	185.33	4448	24	574	546
Mark A. Bowman	184.90	12758	69	562	489
Tom McLeod	184.57	11628	63	582	515
Ryan D. Clark	184.29	8293	45	587	538
Chris R. Lytle	182.88	10424	57	556	495
Michael G. Marcellus	182.03	12560	69	616	543
Bryon J. Sazama	182.00	7644	42	591	545
Doug Houtz	181.50	1089	6	549	539
Nick Kidd	180.50	4332	24	555	527
Gary D. Hatcher	180.35	9198	51	576	521
Nick Kind	179.96	4859	27	541	510
Jeff A. Fruhling	179.74	7010	39	550	507
Travys M. Woodside	179.25	2151	12	549	533
John L. Nikkila	178.55	12320	69	568	495
John L. Krotz	178.54	12319	69	569	496
Levi M. Clark	177.44	7985	45	559	510
Tyler L. Mizner	177.42	4258	24	548	520

Classic 2019-20

<u>Name</u>	<u>True Average</u>	<u>Pins Gms</u>		<u>To Raise Avg +1</u>	<u>To Drop Avg -1</u>
Shawn M. Carson	175.78	1582	9	530	517
Nathan Banks	175.13	11734	67	586	515
David F. Cleveland	174.67	524	3	526	519
Josh K. Krolikowski	174.58	12046	69	554	481
Bob G. Vogt	174.56	9426	54	549	491
Scott B. vonAschwege	172.42	6207	36	540	500
Gil K. Kindsfater	172.06	3097	18	536	514
Glen A. Brown	172.05	6710	39	556	513
Kevin L. Moriarty	171.38	12339	72	561	485
David D. Hibberd	169.32	12699	75	561	482
Ivan D. Stones	169.21	12691	75	569	490
Larry L. Harrington	169.00	507	3	513	506
Aaron M. Gottsch	168.37	5051	30	526	492
Kenny Owen	168.23	6561	39	537	494
Doug Giles	168.22	11607	69	561	488
Mark N. Elstermeier	168.05	3529	21	527	502
Shawn E. Mizner	165.77	12433	75	515	436
Logan J. Albright	164.90	8410	51	500	445
Brent E. Hollis	162.17	3892	24	509	481
Bob Stevens	161.13	12085	75	551	472
Chris L. Stapleton	160.45	11071	69	521	448
Bob Cherry	160.40	12030	75	528	449
Craig A. Schutt	160.13	12010	75	548	469
Mick R. Patsios	159.61	10694	67	506	435
John R. McKirahan	157.38	7082	45	502	453
Dave L. Wilke	155.65	7938	51	486	431
Flip Fisher	154.89	11152	72	473	397
Ron J. Studnicka	154.24	11105	72	520	444
Noel Carnahan	154.04	11091	72	534	458
Darcy W. Huffman	151.28	9077	60	499	435
Mike McCollough	148.43	4453	30	464	430
Matt A. Cacy	147.67	8860	60	464	400
Trevor A. Roberts	146.59	10115	69	469	396
Chris L. Exstrom	146.47	7470	51	468	413
Bill Kirkland	144.64	9980	69	460	387
Earl E. Rademacher	143.98	6479	45	433	384
Kenny Wright	143.37	4301	30	451	417
Doug Samuelson	143.07	6009	42	471	425
Mark A. Woodside	141.85	7660	54	434	376
Roger P. Davis	140.38	6738	48	453	401
Mike D. Streeter	139.91	7975	57	425	364
LeRoy H. Hoss	139.76	8805	63	435	368
Joe Dreyer	139.32	10449	75	471	392
Scott Matteson	138.76	6244	45	428	379
Trevor Hibberd	138.09	4557	33	447	410
Stan Banks	137.33	2060	15	424	405
Brandon L. Young	135.93	5709	42	411	365
Malcolm R. Durand	133.67	401	3	403	396
Tony D. Triplett	129.85	7012	54	398	340
Sean A. McBride	127.22	1145	9	391	378
Dustin J. Lawless	126.52	3416	27	394	363
John D. Lawless	119.55	6097	51	383	328

Classic 2019-20

<u>Name</u>	<u>True Average</u>	<u>Pins</u>	<u>Gms</u>	<u>To Raise Avg +1</u>	<u>To Drop Avg -1</u>
Vaughn L. Cook	119.49	6094	51	386	331
Matt Young	117.52	7404	63	384	317
Jake Myers	113.57	2385	21	351	326
Beau Follmer	110.33	662	6	337	327
Kenny J. VanHorn	108.67	652	6	329	319
Lloyd A. Wilke	103.74	4046	39	322	279

Classic 2019-20

Monday 6:30 pm

Big Apple Fun Center

Lanes 1 - 14

* Bowlers listed must have a minimum of 21 games.

Note: This report includes information through March 9 which is Week 25 of 25

Most Improved Averages

Name	True Average	Most Improved Avg	+/-	Name	True Average	Most Improved Avg	+/-
Hibberd, David D.	169.32	156	+13.32	Young, Matt	117.52	116	+1.52
Krolikowski, Josh K.	174.58	163	+11.58	Cook, Vaughn L.	119.49	118	+1.49
Karsten, Darrin W.	189.25	178	+11.25	McCollough, Mike	148.43	147	+1.43
Schutt, Craig A.	160.13	149	+11.13	vonAschwege, Scott B.	172.42	171	+1.42
Stevens, Bob	161.13	151	+10.13	McKirahan, John R.	157.38	156	+1.38
Bauer, Scott A.	188.92	180	+8.92	Turner Jr, Bobby	186.38	185	+1.38
Brisbin, Chuck M.	208.80	200	+8.80	Gottsch, Aaron M.	168.37	167	+1.37
Rademacher, Earl E.	143.98	136	+7.98	Stones, Ivan D.	169.21	168	+1.21
Nikkila, John L.	178.55	171	+7.55	Feddersen, Jason S.	201.03	200	+1.03
Exstrom, Chris L.	146.47	139	+7.47	Woodside, Mark A.	141.85	141	+0.85
Fread, Sam L.	216.33	209	+7.33	Robinson, Bill J.	187.80	187	+0.80
Albright, Logan J.	164.90	158	+6.90	Walton, Ryan E.	189.67	189	+0.67
Cacy, Matt A.	147.67	141	+6.67	Brown, Mike	195.61	195	+0.61
Vogt, Bob G.	174.56	168	+6.56	Roberts, Trevor A.	146.59	146	+0.59
Clark, Ryan D.	184.29	178	+6.29	Myers, Jake	113.57	113	+0.57
Samuelson, Doug	143.07	137	+6.07	Krotz, John L.	178.54	178	+0.54
Marcellus, Michael G.	182.03	176	+6.03	Kidd, Nick	180.50	180	+0.50
Fisher, Flip	154.89	149	+5.89	Clark, Levi M.	177.44	177	+0.44
Wilke, Lloyd A.	103.74	98	+5.74	Dalland, Jeremy J.	212.28	212	+0.28
Wilke, Dave L.	155.65	150	+5.65	Johnson, Jerred J.	201.13	201	+0.13
Lawless, John D.	119.55	114	+5.55	Elstermeier, Mark N.	168.05	168	+0.05
Wirth, Logan M.	206.52	201	+5.52	Young, Brandon L.	135.93	136	-0.07
Stubbs, Jason D.	186.49	181	+5.49	Olson, Brad M.	191.56	192	-0.44
Cherry, Bob	160.40	155	+5.40	Mizner, Shawn E.	165.77	167	-1.23
Davis, Roger P.	140.38	135	+5.38	Lawless, Dustin J.	126.52	128	-1.48
Culler, Jarvis J.	198.26	193	+5.26	Myers, Randy A.	194.43	196	-1.57
Giles, Doug	168.22	163	+5.22	Rewinkel, Aaron D.	186.37	188	-1.63
Banks, Nathan	175.13	170	+5.13	Wright, Kenny	143.37	145	-1.63
Streeter, Mike D.	139.91	135	+4.91	Hatcher, Gary D.	180.35	182	-1.65
Swanek, Justin R.	201.45	197	+4.45	Hollis, Brent E.	162.17	164	-1.83
Stapleton, Chris L.	160.45	156	+4.45	Kind, Nick	179.96	182	-2.04
Bowman, Mark A.	184.90	181	+3.90	Hoss, LeRoy H.	139.76	142	-2.24
Hatcher, Bruce A.	204.72	201	+3.72	Robinson, Shay W.	191.13	194	-2.87
Patsios, Mick R.	159.61	156	+3.61	Lytle, Chris R.	182.88	186	-3.12
Grotirian, Ryan M.	185.33	182	+3.33	Matteson, Scott	138.76	142	-3.24
Dreyer, Joe	139.32	136	+3.32	Triplett, Tony D.	129.85	134	-4.15
Hibberd, Trevor	138.09	135	+3.09	Fruhling, Jeff A.	179.74	184	-4.26
Mizner, Tyler L.	177.42	175	+2.42	McLeod, Tom	184.57	189	-4.43
Moriarty, Kevin L.	171.38	169	+2.38	Hollis, Carter R.	209.29	214	-4.71
Owen, Kenny	168.23	166	+2.23	Huffman, Darcy W.	151.28	156	-4.72
Studnicka, Ron J.	154.24	152	+2.24	McFadden, Kelly R.	206.93	212	-5.07
Yonkers, Mark A.	190.14	188	+2.14	Sazama, Bryon J.	182.00	188	-6.00
Richmond, Tom	194.09	192	+2.09	Samuelson, Jared J.	189.20	197	-7.80
Brown, Glen A.	172.05	170	+2.05	Fread, Dave	200.93	211	-10.07
Kirkland, Bill	144.64	143	+1.64	Carnahan, Noel	154.04	166	-11.96

Classic 2019-20

Monday 6:30 pm

Big Apple Fun Center

Most Pins Over Average

Name	-----Old-----		Old					---Average Change---			Weekly Over Avg
	Pins	Games	Avg	-1-	-2-	-3-	Total	New - Old	----> +/-	Series Avg +/-	
Stan Banks	1558	12	129	170	153	179	502	137.33	- 129.83	= 7.50	502 - 387=115
Mick R. Patsios	10111	64	157	171	197	215	583	159.61	- 157.98	= 1.63	583 - 471=112
David D. Hibberd	12100	72	168	212	191	196	599	169.32	- 168.06	= 1.26	599 - 504=95
Darcy W. Huffman	8538	57	149	154	166	219	539	151.28	- 149.79	= 1.49	539 - 447=92
Darrin W. Karsten	9008	48	187	192	206	246	644	189.25	- 187.67	= 1.59	644 - 561=83
Shawn E. Mizner	11859	72	164	152	229	193	574	165.77	- 164.71	= 1.06	574 - 492=82
Ryan M. Grotrian	3831	21	182	193	227	197	617	185.33	- 182.43	= 2.90	617 - 546=71
Bill J. Robinson	7836	42bk186	171	224	220		615	187.80	- 186.57	= 1.23	615 - 558=57
Scott Matteson	5778	42	137	139	179	148	466	138.76	- 137.57	= 1.18	466 - 411=55
Bryon J. Sazama	7051	39	180	178	222	193	593	182.00	- 180.79	= 1.21	593 - 540=53
Mark A. Bowman	12160	66	184	154	200	244	598	184.90	- 184.24	= 0.66	598 - 552=46
Bob G. Vogt	8864	51	173	224	174	164	562	174.56	- 173.80	= 0.75	562 - 519=43
Logan M. Wirth	6158	30bk205	224	247	186	657	206.52	- 205.27	= 1.25	657 - 615=42	
Noel Carnahan	10595	69	153	165	183	148	496	154.04	- 153.55	= 0.49	496 - 459=37
Trevor Hibberd	4113	30	137	143	154	147	444	138.09	- 137.10	= 0.99	444 - 411=33
Michael G. Marcellus	11988	66	181	183	200	189	572	182.03	- 181.64	= 0.39	572 - 543=29
Mike D. Streeter	7530	54	139	166	153	126	445	139.91	- 139.44	= 0.47	445 - 417=28
Dave Fread	13843	69	200	170	233	221	624	200.93	- 200.62	= 0.31	624 - 600=24
Tony D. Triplett	6601	51	129	176	129	106	411	129.85	- 129.43	= 0.42	411 - 387=24
Bill Kirkland	9525	66	144	177	145	133	455	144.64	- 144.32	= 0.32	455 - 432=23
Carter R. Hollis	15049	72	209	227	194	227	648	209.29	- 209.01	= 0.28	648 - 627=21
Joe Dreyer	10012	72	139	171	143	123	437	139.32	- 139.06	= 0.26	437 - 417=20
Roger P. Davis	6300	45	140	151	150	137	438	140.38	- 140.00	= 0.38	438 - 420=18
Chris L. Exstrom	7015	48	146	195	134	126	455	146.47	- 146.15	= 0.32	455 - 438=17
Sam L. Fread	13613	63	216	229	223	213	665	216.33	- 216.08	= 0.25	665 - 648=17
Bruce A. Hatcher	10426	51	204	197	246	186	629	204.72	- 204.43	= 0.29	629 - 612=17
Jeremy J. Dalland	12085	57	212	255	195	202	652	212.28	- 212.02	= 0.27	652 - 636=16
Nathan Banks	11197	64	174	194	146	197	537	175.13	- 174.95	= 0.18	537 - 522=15
John R. McKirahan	6598	42bk157	134	194	156	484	157.38	- 157.10	= 0.28	484 - 471=13	
Ivan D. Stones	12172	72	169	167	184	168	519	169.21	- 169.06	= 0.16	519 - 507=12
Jeff A. Fruhling	6464	36bk179	168	166	212	546	179.74	- 179.56	= 0.19	546 - 537=9	
Jarvis J. Culler	10699	54	198	230	220	152	602	198.26	- 198.13	= 0.13	602 - 594=8
John D. Lawless	5733	48	119	137	106	121	364	119.55	- 119.44	= 0.11	364 - 357=7
Trevor A. Roberts	9672	66	146	138	140	165	443	146.59	- 146.55	= 0.05	443 - 438=5
Doug Samuelson	5577	39	143	116	188	128	432	143.07	- 143.00	= 0.07	432 - 429=3
Matt Young	7055	60	117	101	142	106	349	117.52	- 117.58	= -0.06	349 - 351=-2
Flip Fisher	10692	69	154	143	158	159	460	154.89	- 154.96	= -0.07	460 - 462=-2
Kevin L. Moriarty	11831	69	171	157	161	190	508	171.38	- 171.46	= -0.09	508 - 513=-5

Classic 2019-20

Name	-----Old-----		Old					---Average Change---			Weekly Over Avg
	Pins	Games	Avg	-1-	-2-	-3-	Total	New - Old	----> +/-	Series Avg +/-	
Josh K. Krolkowski	11530	66	174	145	168	203	516	174.58 - 174.70	= -0.12	516 - 522=-6	
Kenny Wright	3878	27	143	125	149	149	423	143.37 - 143.63	= -0.26	423 - 429=-6	
Bob Cherry	11556	72	160	166	131	177	474	160.40 - 160.50	= -0.10	474 - 480=-6	
Jason D. Stubbs	10081	54	186	180	183	186	549	186.49 - 186.69	= -0.19	549 - 558=-9	
Chris L. Stapleton	10606	66	160	147	173	145	465	160.45 - 160.70	= -0.25	465 - 480=-15	
Jared J. Samuelson	11937	63	189	158	203	189	550	189.20 - 189.48	= -0.28	550 - 567=-17	
Doug Giles	11121	66	168	169	150	167	486	168.22 - 168.50	= -0.28	486 - 504=-18	
Mike McCollough	4024	27	bk149	132	132	165	429	148.43 - 149.04	= -0.60	429 - 447=-18	
Aaron M. Gottsch	4563	27	bk169	166	151	171	488	168.37 - 169.00	= -0.63	488 - 507=-19	
Bob Stevens	11627	72	161	168	156	134	458	161.13 - 161.49	= -0.35	458 - 483=-25	
John L. Krotz	11811	66	178	159	157	192	508	178.54 - 178.95	= -0.42	508 - 534=-26	
Dave L. Wilke	7499	48	156	176	136	127	439	155.65 - 156.23	= -0.58	439 - 468=-29	
Chuck M. Brisbin	13814	66	209	213	178	202	593	208.80 - 209.30	= -0.51	593 - 627=-34	
John L. Nikkila	11821	66	179	167	172	160	499	178.55 - 179.11	= -0.56	499 - 537=-38	
Scott B. vonAschwege	5733	33	173	139	178	157	474	172.42 - 173.73	= -1.31	474 - 519=-45	
Craig A. Schutt	11576	72	160	144	154	136	434	160.13 - 160.78	= -0.64	434 - 480=-46	
Scott A. Bauer	11949	63	189	179	149	192	520	188.92 - 189.67	= -0.74	520 - 567=-47	
Brad M. Olson	13265	69	192	149	199	179	527	191.56 - 192.25	= -0.69	527 - 576=-49	
Ron J. Studnicka	10693	69	154	146	140	126	412	154.24 - 154.97	= -0.73	412 - 462=-50	
Brent E. Hollis	3457	21	bk164	144	110	181	435	162.17 - 164.62	= -2.45	435 - 492=-57	
Mike Brown	5925	30	197	190	181	159	530	195.61 - 197.50	= -1.89	530 - 591=-61	
Levi M. Clark	7525	42	179	170	191	99	460	177.44 - 179.17	= -1.72	460 - 537=-77	
Shay W. Robinson	10974	57	192	204	143	147	494	191.13 - 192.53	= -1.39	494 - 576=-82	
Chris R. Lytle	9972	54	184	160	153	139	452	182.88 - 184.67	= -1.79	452 - 552=-100	
Tom Richmond	12908	66	195	181	141	162	484	194.09 - 195.58	= -1.49	484 - 585=-101	
Jerry Schmitz	627	3	209	160	178	165	503	188.33 - 209.00	= -20.67	503 - 627=-124	
Tom McLeod	11209	60	186	158	125	136	419	184.57 - 186.82	= -2.25	419 - 558=-139	

Classic 2019-20

Monday 6:30 pm

Big Apple Fun Center

Alphabetic League Bowler Contact List

USBC							Bowling		
ID Number	Name	Avg	Gms	Phone	Phone	E-mail	Hand	Sex	
1494-2865	Albright, Logan J.	164	51	(308)233-1880	() - -	logan.albright@hotmail.com	R	M	
1494-2512	Banks, Nathan	175	67	(308)293-4613	(308)440-0704	neb01091986@gmail.com	R	M	
1494-24	Banks, Stan	137	15	(308)440-0740	() - -	sb311help@gmail.com	R	M	
1494-1881	Bauer, Scott A.	188	66	(308)440-6763	() - -	bow8210@gmail.com	R	M	
1494-3007	Bowman, Mark A.	184	69	(308)440-5696	() - -		L	M	
1494-789	Brisbin, Chuck M.	208	69	(308)440-2265	(308)234-4545	Husk300@gmail.com	R	M	
1494-2241	Brown, Glen A.	172	39	(308)293-0430	() - -	ebsglen@eustisbodyshop.com	R	M	
11-463941	Brown, Mike	195	33	(308)233-7686	() - -		R	M	
11-646986	Cacy, Matt A.	147	60	(402)560-0835	() - -	m_cacy91@hotmail.com	R	M	
1494-2974	Carnahan, Noel	154	72	(308)627-7903	() - -		R	M	
11-520000	Carson, Shawn M.	175	9	(308)627-7891	() - -	s.carson.army@gmail.com	R	M	
1494-11	Cherry, Bob	160	75	(308)938-2525	() - -		R	M	
6219-21	Clark, Levi M.	177	45	(308)380-5442	() - -	leviclark56@gmail.com	R	M	
1524-33	Clark, Ryan D.	184	45	(308)216-0085	(308)867-5309	cwbyz21@gmail.com	R	M	
19-83794	Cleveland, David F.	174	3	(402)490-8919	() - -	davidfcleveland@gmail.com	R	M	
1494-3022	Cook, Vaughn L.	119	51	(903)424-2270	() - -		R	M	
1494-2615	Culler, Jarvis J.	198	57	(308)224-0465	(308)233-7234	jarvisculler@yahoo.com	R	M	
1231-603	Dalland, Jeremy J.	212	60	(308)440-7560	() - -	jerdah113@hotmail.com	R	M	
1494-594	Davis, Roger P.	140	48	(308)237-9320	() - -	davisr@unk.edu	R	M	
11-768339	Dreyer, Joe	139	75	(308)627-8117	() - -	dreyer.joe13@gmail.com	R	M	
6201-69	Durand, Malcolm R.	133	3	(308)627-8530	() - -		R	M	
1494-2234	Elstermeier, Mark N.	168	21	(308)237-6872	() - -		R	M	
1494-2788	Exstrom, Chris L.	146	51	(308)440-6930	() - -	exstromc@yahoo.com	R	M	
11-389086	Fedderson, Jason S.	201	30	(308)627-8211	() - -	chiefjed55@gmail.com	R	M	
1494-2842	Fisher, Flip	154	72	(308)293-2444	() - -	flipfisher@gmail.com	R	M	
9726-4239	Follmer, Beau	110	6	(308)627-4777	() - -		R	M	
1498-19	Fread, Dave	200	72	(308)325-1042	() - -	dave122462@hotmail.com	R	M	
6203-14	Fread, Sam L.	216	66	(308)746-6776	() - -	sfread8@gmail.com	L	M	
1494-261	Fruhling, Jeff A.	179	39	(308)627-7332	(308)236-5853	drfruman@hotmail.com	R	M	
1494-1258	Giddings, Larry K.	207	3	(308)627-3247	() - -	lkiddings300@gmail.com	R	M	
1494-1810	Giles, Doug	168	69	(308)627-5683	() - -	gman245@yahoo.com	R	M	
1494-2536	Gottsch, Aaron M.	168	30	(308)962-6488	(308)991-3582	gotcha_21@yahoo.com	R	M	
1505-23	Grotrian, Ryan M.	185	24	(308)440-1589	() - -	groat2112@yahoo.com	R	M	
27580-14	Harrington, Larry L.	169	3	(308)236-5902	() - -		R	M	
1486-2240	Hatcher, Bruce A.	204	54	(308)627-7379	() - -	brucehatcher@charter.net	R	M	
1494-256	Hatcher, Gary D.	180	51	(308)238-3914	() - -	gary.hatcher@charter.net	R	M	
1494-473	Hibberd, David D.	169	75	(308)627-5006	() - -	hibbz05@hotmail.com	R	M	
9726-4241	Hibberd, Trevor	138	33	(308)293-7053	() - -	trevor_hibberd@hotmail.com	R	M	
9726-4115	Hollis, Brent E.	162	24	(308)627-7532	() - -		R	M	
11-536044	Hollis, Carter R.	209	75	(308)293-3437	() - -	onekoolmustang@aol.com	R	M	
1494-134	Hoss, LeRoy H.	139	63	(308)238-3792	() - -	leroyhoss@gmail.com	R	M	
1494-649	Houtz, Doug	181	6	(308)224-1698	() - -	writetodoug@yahoo.com	R	M	
1494-2970	Huffman, Darcy W.	151	60	(308)214-0813	() - -	dwhuffman09@ole.augie.edu	R	M	
16-160545	Jenneman, Anthony A.	209	18	(308)383-8313	() - -	jennemananthony@gmail.com	L	M	
1494-2364	Johnson, Jerred J.	201	24	(308)440-1200	() - -	jjliv2hunt@hotmail.com	R	M	
1494-1613	Karsten, Darrin W.	189	51	(308)627-4799	(308)237-5025	dwkarsten@aol.com	R	M	
1489-496	Kidd, Nick	180	24	(308)627-6139	() - -	nickkidd79@gmail.com	R	M	
9726-4240	Kind, Nick	179	27	(402)619-0085	() - -		R	M	
1494-324	Kindsfater, Gil K.	172	18	(308)234-2298	(308)233-7172	gmkind@charter.net	R	M	
1494-1989	Kirkland, Bill	144	69	(308)233-4253	() - -	kirklandsiding@charter.net	R	M	
1494-2696	Krolikowski, Josh K.	174	69	(308)440-1536	() - -		R	M	
1494-2625	Krotz, John L.	178	69	(308)440-9799	() - -	jkrotz@yahoo.com	R	M	

USBC							Bowling	
ID Number	Name	Avg	Gms	Phone	Phone	E-mail	Hand	Sex
9726-4219	Lawless, Dustin J.	126	27	(308)293-4410	() -	lawlessdj@yahoo.com	R	M
9726-4213	Lawless, John D.	119	51	(460)973-0204	() -		R	M
1494-2493	Lytle, Chris R.	182	57	(308)224-1023	() -	lytlecr@hotmail.com	R	M
11-520037	Marcellus, Michael G.	182	69	(308)830-1967	() -	michael.gordon-marcellus@hotmail.com	R	M
1494-1323	Mathews, Todd M.	197	6	(308)293-5684	() -		R	M
1494-2291	Matteson, Scott	138	45	(308)440-4863	() -	scott.matteson6@gmail.com	R	M
9726-4200	McBride, Sean A.	127	9	(308)224-8576	() -		R	M
1494-2687	McCollough, Mike	148	30	(308)293-6488	() -	mccolloughms@gmail.com	R	M
6219-307	McFadden, Kelly R.	206	45	(308)293-7045	() -	kelly.mcfadden@yahoo.com	R	M
1494-1048	McKirahan, John R.	157	45	(308)234-6236	() -	jsmck@charter.net	L	M
1494-2556	McLeod, Tom	184	63	(308)440-2091	() -	tmcleod221@gmail.com	R	M
1494-1721	Mizner, Shawn E.	165	75	(308)293-5027	() -	shawnmizner17@gmail.com	R	M
11-588272	Mizner, Tyler L.	177	24	(308)440-8728	() -	tyler.mizner00@gmail.com	R	M
1494-689	Moriarty, Kevin L.	171	72	(308)995-8877	(308)440-8641	kmoriarty@holdregehomes.org	R	M
9726-4217	Myers, Jake	113	21	(308)880-0869	() -	myers.b.jake@gmail.com	R	M
1494-3121	Myers, Randy A.	194	51	(308)830-1492	() -	r.myers87@yahoo.com	R	M
1494-182	Nikkila, John L.	178	69	(308)440-1331	() -	jln.mkn@charter.net	R	M
1494-957	Olson, Brad M.	191	72	(308)440-3992	() -	bgraphic23@gmail.com	R	M
300-6153	Owen, Kenny	168	39	(308)440-8316	(308)234-4545	ken.owen@bigapplefuncenter.com	R	M
1494-1224	Patsios, Mick R.	159	67	(308)237-3007	(308)233-2780	mpatsios53@charter.net	R	M
6201-149	Pettit, Greg A.	199	3	(308)224-0475	() -	gpettit90@gmail.com	R	M
1494-128	Rademacher, Earl E.	143	45	(308)237-2063	(308)627-8522	ejrademacher@charter.net	R	M
1494-2496	Rewinkel, Aaron D.	186	54	(308)224-0204	() -	rewinkelad@yahoo.com	L	M
1494-1207	Richmond, Tom	194	69	(308)293-5430	() -	thmsrchmnd@gmail.com	R	M
11-604727	Roberts, Trevor A.	146	69	(308)440-9524	() -	trgobigred@gmail.com	L	M
1494-98	Robinson, Bill J.	187	45	(308)233-2851	() -	robinsonb@qwestoffice.net	L	M
1494-2227	Robinson, Shay W.	191	60	(308)440-5104	() -		R	M
1494-84	Samuelson, Doug	143	42	(308)233-2999	(308)234-9330	drsamuels@frontiernet.net	L	M
6201-21	Samuelson, Jared J.	189	66	(308)233-1018	() -	samuelsonjj@gmail.com	R	M
1494-360	Sazama, Bryon J.	182	42	(308)440-4545	() -	jhawks3437@yahoo.com	R	M
1494-85	Schmitz, Jerry	188	6	(308)233-1948	() -		R	M
1494-3217	Schutt, Craig A.	160	75	(308)216-0911	(308)224-5421		R	M
6203-37	Schwarz, Colton L.	210	3	(308)325-3217	() -		R	M
1494-452	Stapleton, Chris L.	160	69	(308)293-5387	() -		R	M
1494-303	Stevens, Bob	161	75	(308)440-4005	() -		R	M
1494-6	Stones, Ivan D.	169	75	(308)234-4231	(308)440-3258	stonivad@charter.net	R	M
1494-1038	Streeter, Mike D.	139	57	(308)627-6198	() -	mstreeter@frontiernet.net	R	M
1494-1079	Stubbs, Jason D.	186	57	(308)236-5351	() -	stujas@gmail.com	R	M
1494-3219	Studnicka, Ron J.	154	72	(308)627-4355	(308)234-3645		R	M
1489-1082	Swanek, Justin R.	201	42	(402)210-0537	() -	biggerj79@yahoo.com	R	M
9726-4234	Triplett, Tony D.	129	54	(308)627-5584	() -	triplett8@msn.com	R	M
1494-87	Turner Jr, Bobby	186	24	(308)440-1799	() -	bobby.turner59@yahoo.com	R	M
1494-333	VanHorn, Kenny J.	108	6	(308)233-2795	() -	vanhorns@charter.net	R	M
1494-88	Vogt, Bob G.	174	54	(308)234-9330	(308)233-2447		R	M
1494-994	vonAschwege, Scott B.	172	36	(308)293-0277	() -	saschwege@gmail.com	R	M
8194-541	Walton, Ryan E.	189	21	(402)672-1080	() -	ryanewalton@yahoo.com	R	M
1494-1792	Wilke, Dave L.	155	51	(308)627-6825	() -	dave@wilkecc.com	R	M
1494-159	Wilke, Lloyd A.	103	39	(308)468-6739	(308)216-0737	wilkelsw@nctc.net	R	M
6201-92	Wirth, Logan M.	206	33	(308)233-3915	() -		R	M
1494-1269	Woodside, Mark A.	141	54	(308)233-2077	() -	mawoodside@yahoo.com	L	M
1494-2945	Woodside, Travys M.	179	12	(308)440-2828	() -	travysw@gmail.com	R	M
1513-1207	Wright, Kenny	143	30	(308)529-8373	() -	kwright68847@yahoo.com	R	M
1494-1898	Yonkers, Mark A.	190	42	(308)440-6006	() -		R	M
9726-4117	Young, Brandon L.	135	42	(910)876-2132	() -	bladenpolice@gmail.com	R	M
9726-4114	Young, Matt	117	63	(308)627-9601	() -		R	M

Classic 2019-20

Big Apple Fun Center

This report is for scores bowled March 9 which is Week 25 of 25

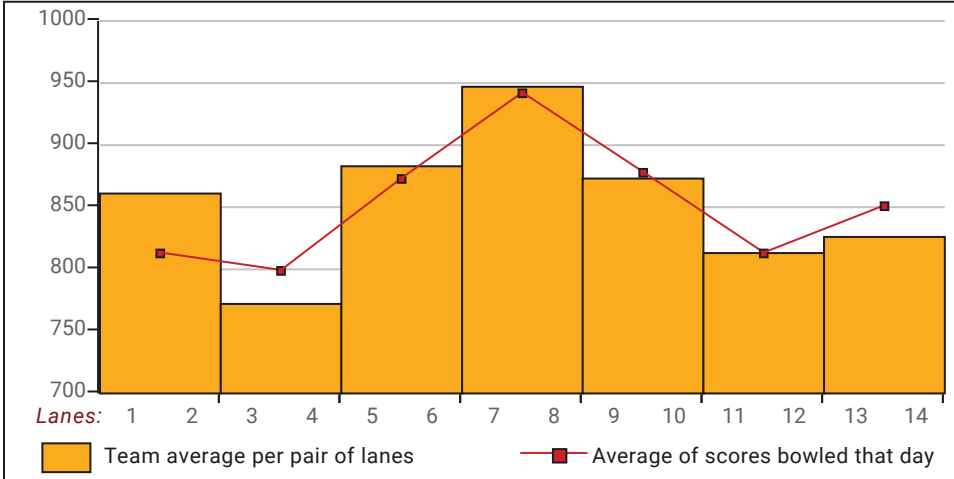
This Week's Statistics: Lefties vs Righties

Unless designated left handed, bowlers are considered right handed.

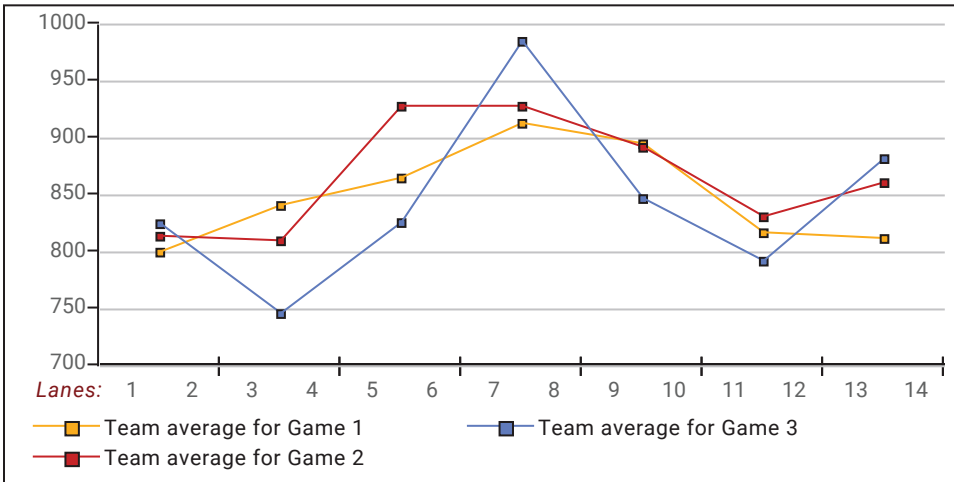
	Over All	Right	Left
How many people bowled	65	59	6
Number of games bowled	195	177	18
Actual average of week's scores	170.18	169.20	179.83
How many games above average	94	85	9
How many games below average	98	89	9
Pins above/below average per game	0.46	-0.29	7.83
How many people raised average	35	29	6
by this amount	0.87	0.96	0.42
How many people went down	30	30	--
by this amount	-1.44	-1.44	0.00
League average before bowling	170.18	169.97	172.26
League average after bowling	169.99	169.71	172.68
Change in league average	-0.20	-0.26	0.42
800s	--	--	--
775s	--	--	--
750s	--	--	--
725s	--	--	--
700s	--	--	--
675s	--	--	--
650s	3	2	1
625s	3	3	--
600s	4	3	1
575s	5	4	1
550s	4	4	--
525s	6	6	--
500s	7	7	--
475s	7	6	1
450s	10	10	--
425s	10	8	2
400s	4	4	--
below 400	2	2	--
300s	--	--	--
275s	--	--	--
250s	1	1	--
225s	11	9	2
200s	22	17	5
175s	47	45	2
150s	57	53	4
125s	48	44	4
100s	8	7	1
below 100	1	1	--

This report is for scores bowled March 9 which is Week 25 of 25

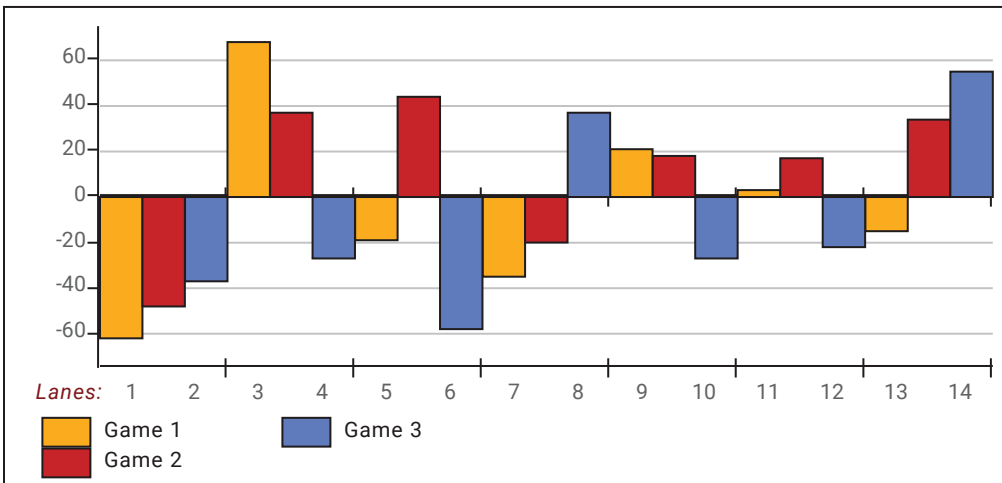
Team Average vs Avg of Scores



Average of Scores for Each Game

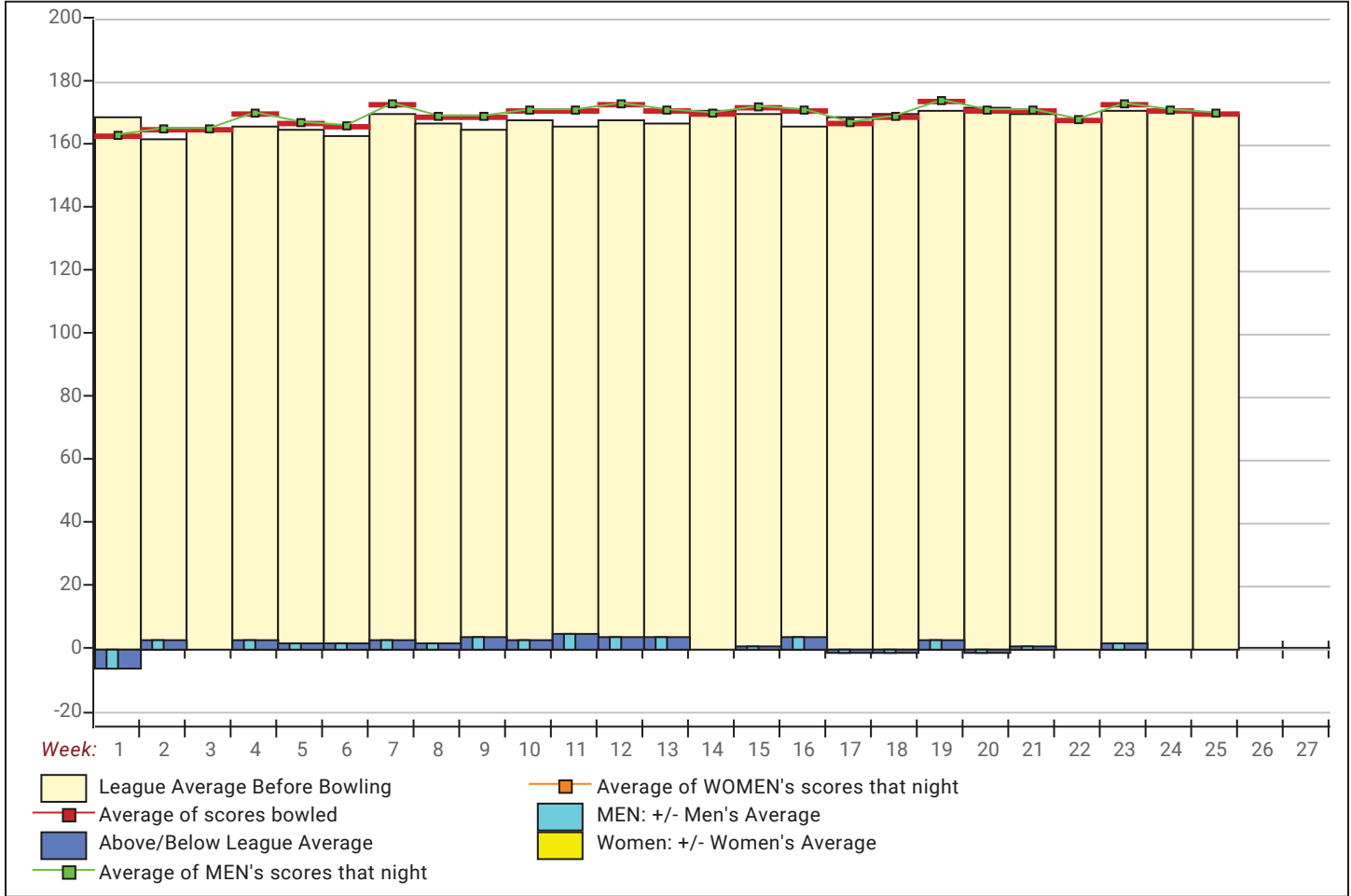


Amount Over/Under Team Average



This report is for scores bowled March 9 which is Week 25 of 25

League Average Week-by-Week



League Average Statistics for Last Week

	League	Right Hand	Left Hand
League Average Before Bowling	170.18	169.97	172.26
Average of scores bowled that night	170.18	169.20	179.83
New League Average After Bowling	169.99	169.71	172.68
Change in League Average	-.20	-.26	.42
People Who Bowled Over Average	35	29	6
People Who Bowled Under Average	30	30	
Average Amount of Series Over Avg	38.34	41.41	23.50
Average Amount of Series Under Avg	-41.77	-41.77	
Difference Avg, NiteAvg	.46	-.29	7.83
Number of Bowlers	65	59	6
Number of Games Bowled	195	177	18
People Who Raised Their Average	35	29	6
Raised By an Average of This Amount	.87	.96	.42
People Who Lowered Their Average	30	30	
Lowered By an Average of This Amou	-1.44	-1.44	
Number of Games Bowled Over Avera	94	85	9
Number of Games Bowled Under Avera	98	89	9

Note: Averages are based only on people who bowled.

Classic 2019-20

Monday 6:30 pm

Big Apple Fun Center

Lanes 1 - 14

If you have questions, please contact

Gary Hatcher (308)238-3914 PO Box 594, Gibbon, NE 68840
Send E-mail to: gary.hatcher@charter.net

Note: This report includes information through March 9 which is Week 25 of 25

Awards Earned This Week

<u>Name</u>	<u>USBC ID Number</u>	<u>Award Average</u>	<u>Award Games</u>	<u>G1</u>	<u>G2</u>	<u>G3</u>	<u>Series</u>	<u>Award Score</u>	<u>Award Received</u>
Jeremy J. Dalland	1231-603 USBC	212	57	255	195	202	652	255	250 Game (Local Assoc. Awards)

Press Release -- 4/24/2020

3/9/2020 Week 25 of 25

Classic 2019-20

Monday 6:30 pm

Big Apple Fun Center

Lanes 1 - 14

Team Standings

Place	Team Name	Avg p/gm	Points Won	Points Lost	Year-To-Date WON	Y-T-D LOST
1	The New Guys	750	138½	61½	503½	496½
2	Kirkland Siding	847	113	87	523	477
3	Auto Central	819	112½	87½	429½	570½
4	DMilaco	738	112½	87½	514	486
5	Chicken Coop	973	110½	89½	571½	428½
6	Cunningham's Journal	910	109	91	542	458
7	Old Chicago	893	102	98	598	402
8	Mad Doctors	759	99½	100½	470½	529½
9	Big Apple Fun Center	906	91½	108½	479	521
10	Eustis Body Shop	974	87	113	447½	552½
11	Lethal Injection Diesel Servi	783	79½	120½	460½	539½
12	Wilke Contracting	748	73	127	518	482
13	West	898	58½	141½	429	571
14	Draw Team	815	113	87	514	486

*** Although not shown, standings are determined by points only for the current part

Last Week's Top Scores

Scratch Game	Scratch Series	Handicap Game	Handicap Series
255 Jeremy Dalland	665 Sam Fread	285 Darcy Huffman	760 Stan Banks
247 Logan Wirth	657 Logan Wirth	280 Shawn Mizner	757 Mick Patsios
246 Bruce Hatcher	652 Jeremy Dalland	275 Mark Bowman	740 David Hibberd
246 Darrin Karsten	648 Carter Hollis	274 Darrin Karsten	737 Darcy Huffman
244 Mark Bowman	644 Darrin Karsten	273 Mick Patsios	728 Darrin Karsten
233 Dave Fread	629 Bruce Hatcher	266 Bob Vogt	727 Shawn Mizner
230 Jarvis Culler	624 Dave Fread	265 Stan Banks	716 Ryan Grotrian
229 Sam Fread	617 Ryan Grotrian	264 Chris Exstrom	702 Bill Robinson
229 Shawn Mizner	615 Bill Robinson	262 Tony Triplett	700 Scott Matteson
227 Ryan Grotrian	602 Jarvis Culler	260 Ryan Grotrian	698 Bryon Sazama
227 Carter Hollis		260 Doug Samuelson	