

Big Eight 2019-20

Friday 6:30 pm

Big Apple Fun Center

Lanes 7 - 12

President: John Krotz is on Lane 10 (308)440-9799 jlkrotz@yahoo.com
 Vice President: Chris Lopez is on Lane 7 (308)293-4589 marriedlopezman_0@hotmail.com
 Secretary/Treasurer: Brent Bayne is on Lane 12 (308)240-0075 bbayne83@gmail.com

Team Standings

Place	#	Team Name	Points Won	Points Lost	%Won	Pins + HDCP	Scratch Pins	Avg p/gm	Year-To-Date WON	Y-T-D LOST	Y-T-D % WON
1	4	John's Auto Body	92	58	61.3	47700	36741	816	92	58	61.3
2	1	Walter's Electric	90	60	60.0	47801	38870	863	90	60	60.0
3	3	Affirmative Action	90	60	60.0	47800	35251	783	90	60	60.0
4	6	JD's Bar	83½	66½	55.7	47557	35224	782	83½	66½	55.7
5	2	Green Line Equipment	74½	75½	49.7	48072	30222	671	74½	75½	49.7
6	5	Bye Team	20	130		0	0		20	130	13.3

Review of Last Week's Bowling.....

Lanes	Team Name	HDCP -1-	HDCP -2-	HDCP -3-	HDCP Total	Last Wk WON	Team Name	HDCP -1-	HDCP -2-	HDCP -3-	HDCP Total	Last Wk WON
7-8	Affirmative Action	1083	1048	1058	3189	4	<--> John's Auto Body	1112	1084	1043	3239	6
9-10	Walter's Electric	1087	1163	1032	3282	9	<--> Green Line Equipment	1086	1035	1023	3144	1
11-12	JD's Bar	1133	1126	1042	3301	10	<--> Bye Team	0	0	0	0	0

Lane Assignments

	7-8	9-10	11-12
Wk16 12/27	3- 6	2- 4	5- 1
Wk17 01/03	5- 4	6- 1	2- 3
Wk18 01/10	2- 1	4- 3	6- 5

Last Week's Top Scores

Team Scratch Game		Team Scratch Series		Team Handicap Game		Team Handicap Series	
953	Walter's Electric	2652	Walter's Electric	1163	Walter's Electric	3301	JD's Bar
896	John's Auto Body	2591	John's Auto Body	1133	JD's Bar	3282	Walter's Electric
895	JD's Bar	2587	JD's Bar	1112	John's Auto Body	3239	John's Auto Body
800	Affirmative Action	2340	Affirmative Action	1086	Green Line Equipment	3189	Affirmative Action
717	Green Line Equipment	2037	Green Line Equipment	1083	Affirmative Action	3144	Green Line Equipm
Scratch Game		Scratch Series		Handicap Game		Handicap Series	
233	Matt Kearney	606	Dalton Hollander	278	Matt Kearney	700	Matt Kearney
226	Kevin Schroeder	593	Kevin Schroeder	274	Randall Purdy	692	Kevin Schroeder
222	Brian Stones	566	John Krotz	263	Omar Jimenez	687	Dalton Hollander
215	Randall Purdy	565	Matt Kearney	260	Brian Stones	686	Randall Purdy
210	Dalton Hollander	557	Brian Stones	259	Kevin Schroeder	684	Omar Jimenez
206	Brent Bayne	551	Devon Smith	244	Andrew Becker	677	John Krotz
205	Larry Lambrecht	543	Mike Johnson	242	Larry Lambrecht	677	Devon Smith
202	Mike Johnson	533	Chris Lopez	242	Devon Smith	671	Brian Stones
202	John Krotz	531	Mike Slagle	239	Andrew Kennedy	671	Chris Lopez
202	Omar Jimenez	525	Kyle McCarty	239	John Krotz	667	Andrew Kennedy

Season High Scores

Team Scratch Game		Team Scratch Series		Team Handicap Game		Team Handicap Series	
1029	John's Auto Body	2904	Walter's Electric	1263	John's Auto Body	3498	Green Line Equipm
1021	Walter's Electric	2630	John's Auto Body	1255	Green Line Equipment	3411	Affirmative Action
944	Affirmative Action	2587	JD's Bar	1240	Affirmative Action	3378	Walter's Electric
917	JD's Bar	2547	Affirmative Action	1218	Walter's Electric	3355	JD's Bar
845	Green Line Equipment	2268	Green Line Equipment	1168	JD's Bar	3332	John's Auto Body
Scratch Game		Scratch Series		Handicap Game		Handicap Series	
269	Kevin Schroeder	714	Dustin Graham	308	Kevin Schroeder	787	Jimmie Greer Jr
264	Brent Bayne	670	Brent Bayne	297	Brent Bayne	770	Mike Slagle
254	Dalton Hollander	655	Mike Johnson	294	John Krotz	769	John Krotz
248	John Krotz	638	Adam Bayne	291	Randall Purdy	766	Brent Bayne
245	Dustin Graham	632	Mike Slagle	289	Gary Guettrauze	747	Brian Stones
242	Larry Lambrecht	631	John Krotz	285	Jimmie Greer Jr	735	Dustin Graham
236	Mike Johnson	619	Dalton Hollander	281	Larry Lambrecht	733	JD Einspahr
234	Adam Bayne	607	Kevin Schroeder	281	Dalton Hollander	731	Matt Kearney
233	Matt Kearney	602	Brian Stones	279	Andrew Becker	728	Andrew Kennedy
233	Mike Slagle	575	Matt Kearney	279	Mike Slagle	727	Mike Johnson
						727	Matt Spotsanski

Team Rosters

1 - Walter's Electric

Name	Avg	HDCP	Pins	Gms	Points Won	High Game	High Sers	HDCP Game	HDCP Sers	Most Improved Avg +/-	To Raise Avg +1	To Drop Avg -1	Weekly Over Avg Series Avg +/-
Andrew Becker	160	50	6267	39	8.0	225	558	279	720	155 +5.69	495	452	502 - 480=22
Randall Purdy	153	57	4150	27	7.0	223	509	291	702	150 +3.70	470	439	509 - 453=56
Kevin Schroeder	179	31	6995	39	10.0	269	607	308	718	168 +11.36	565	522	593 - 531=62
Adam Bayne	183	27	5496	30	6.0	234	638	262	719	183 +0.20	576	542	
Dustin Graham	210	0	3151	15	6.0	245	714	252	735		647	628	
Brent Bayne	179	31	5918	33	9.0	264	670	297	766	177 +2.33	562	525	491 - 540=-49
Brian Stones	173	37	6233	36	8.0	232	602	278	747	159 +14.14	553	513	557 - 516=41

2 - Green Line Equipment

Name	Avg	HDCP	Pins	Gms	Points Won	High Game	High Sers	HDCP Game	HDCP Sers	Most Improved Avg +/-	To Raise Avg +1	To Drop Avg -1	Weekly Over Avg Series Avg +/-
Austin Widman	110	100	2310	21	5.0	141	360	242	666	110 0.00	354	329	
Gary Guettrauze	130	80	5869	45	10.0	203	466	289	724	126 +4.42	419	370	350 - 393=-43
Jason McCaslin	133	77	2398	18	3.0	163	439	243	679		416	394	411 - 396=15
Matt Spotsanski	123	87	5166	42	7.0	174	460	263	727	121 +2.00	414	368	329 - 372=-43
JD Einspahr	145	65	6107	42	4.0	204	520	275	733	139 +6.40	463	417	446 - 435=11
Omar Jimenez	150	60	6773	45	12.5	202	529	263	718	146 +4.51	475	426	501 - 447=54

3 - Affirmative Action

Name	Avg	HDCP	Pins	Gms	Points Won	High Game	High Sers	HDCP Game	HDCP Sers	Most Improved Avg +/-	To Raise Avg +1	To Drop Avg -1	Weekly Over Avg Series Avg +/-
Grant Van Pelt	134	76	4441	33	7.5	183	479	269	712	133 +1.58	419	382	349 - 408=-59
Jimmie Greer Jr	136	74	5315	39	6.0	208	532	285	787	125 +11.28	439	396	406 - 408=-2
Dave Limbach	169	41	5581	33	5.5	209	557	254	689	167 +2.12	539	502	
Jamie McCoy	165	45	4467	27	8.0	212	550	261	697	162 +3.44	513	482	521 - 492=29
Mike Slagle	168	42	7079	42	13.0	233	632	279	770	167 +1.55	526	480	531 - 501=30
Chris Lopez	165	45	7450	45	12.0	220	571	269	718	166 -0.44	518	469	533 - 492=41

4 - John's Auto Body

Name	Avg	HDCP	Pins	Gms	Points Won	High Game	High Sers	HDCP Game	HDCP Sers	Most Improved Avg +/-	To Raise Avg +1	To Drop Avg -1	Weekly Over Avg Series Avg +/-
Rich Hancock	157	53	3778	24	4.0	192	517	248	685	157 +0.42	488	460	
Dalton Hollander	184	26	7204	39	10.0	254	619	281	712	183 +1.72	566	523	606 - 549=57
Larry Lambrecht	172	38	2581	15	6.0	242	537	281	696		533	514	502 - 519=-17
Richard Serr	158	52	7113	45	10.0	206	558	261	723	159 -0.93	519	470	481 - 471=10
John Krotz	174	36	7858	45	13.0	248	631	294	769	173 +1.62	542	493	566 - 519=47
Richard Lopez	147	63	5764	39	7.0	197	523	265	718	146 +1.79	452	409	436 - 444=-8

5 - Bye Team

6 - JD's Bar

Name	Avg	HDCP	Pins	Gms	Points		High	High	HDCP	HDCP	Most Improved		To Raise	To Drop	Weekly Over Avg
					Won	Game	Sers	Game	Sers	Avg	+/-	Avg +1	Avg -1	Series Avg +/-	
Jared Samuelson	bk189	21	509	3	1.0	212	509	233	572				511	504	
Jeff Rodriguez	136	74	5305	39	7.0	202	449	278	677	133	+3.03		449	406	
Andrew Kennedy	122	88	5410	44	8.0	177	446	271	728	122	+0.95		371	323	403 - 366=37
Matt Kearney	169	41	3552	21	6.0	233	575	278	731	169	+0.14		528	503	565 - 495=70
Kyle McCarty	168	42	7060	42	7.5	213	533	260	667	166	+2.10		545	499	525 - 501=24
Mike Johnson	189	21	5679	30	13.0	236	655	260	727	185	+4.30		591	557	543 - 570=-27
Devon Smith	169	41	7617	45	10.0	223	571	264	679	172	-2.73		543	494	551 - 504=47

Temporary Substitutes

Name	Avg	HDCP	Pins	Gms	Points		High	High	HDCP	HDCP	Most Improved		To Raise	To Drop	Weekly Over Avg
					Won	Game	Sers	Game	Sers	Avg	+/-	Avg +1	Avg -1	Series Avg +/-	
Cody Bailey	bk123	87	906	6	1.0	179	461	266	722				462	452	
Aries Journey	bk149	61	918	6	1.0	210	477	271	660				468	458	
Mike Salpas	bk102	108	221	3		85	221	193	545				223	216	
Brian Stockman	134	76	2824	21	6.0	167	475	256	721	134	+0.48		416	391	
Ivan Stones	bk173	37	152	1		152	152	189	189				460	455	
Doug Vollmer	bk158	52	160	1		160	160	212	212				484	479	

High Individual Match Points

13 Mike Johnson	13 John Krotz	13 Mike Slagle
12.5 Omar Jimenez	12 Chris Lopez	10 Kevin Schroeder
10 Gary Guettrauze	10 Dalton Hollander	10 Richard Serr

Individual High Averages

189.30 Mike Johnson	184.72 Dalton Hollander	183.20 Adam Bayne	179.36 Kevin Schroeder
179.33 Brent Bayne	174.62 John Krotz	173.14 Brian Stones	169.27 Devon Smith
169.14 Matt Kearney	169.12 Dave Limbach	168.55 Mike Slagle	168.10 Kyle McCarty
165.56 Chris Lopez	165.44 Jamie McCoy	160.69 Andrew Becker	158.07 Richard Serr

Most Improved Average

159 to 173.14 = +14.14	Brian Stones	168 to 179.36 = +11.36	Kevin Schroeder
125 to 136.28 = +11.28	Jimmie Greer Jr	139 to 145.40 = +6.40	JD Einspahr
155 to 160.69 = +5.69	Andrew Becker	146 to 150.51 = +4.51	Omar Jimenez
126 to 130.42 = +4.42	Gary Guettrauze	185 to 189.30 = +4.30	Mike Johnson
150 to 153.70 = +3.70	Randall Purdy	162 to 165.44 = +3.44	Jamie McCoy

Most Un-Improved Averages

172 to 169.27 = -2.73	Devon Smith	159 to 158.07 = -0.93	Richard Serr
166 to 165.56 = -0.44	Chris Lopez	110 to 110.00 = 0.00	Austin Widman
169 to 169.14 = +0.14	Matt Kearney	183 to 183.20 = +0.20	Adam Bayne
157 to 157.42 = +0.42	Rich Hancock	134 to 134.48 = +0.48	Brian Stockman
122 to 122.95 = +0.95	Andrew Kennedy	167 to 168.55 = +1.55	Mike Slagle

Big Eight 2019-20

Big Apple Fun Center Reprint of Scores -- Week 15

Lane 7 3 - Affirmative Action Week 15 12/20/2019

Name	Old	Old					HDCP	
	Avg	HDCP	-1-	-2-	-3-	Total	Total	
Grant L. Van Pelt	136	74	124	124	101	349	571	
Jimmie Greer Jr	136	74	131	134	141	406	628	
Jamie D. McCoy	164	46	185	158	178	521	659	
Mike Slagle	167	43	193	170	168	531	660	
Chris Lopez	164	46	167	179	187	533	671	
			====	====	====	====	====	
Scratch Total			800	765	775	2340	2340	
Handicap			283	283	283		849	
Total			1083	1048	1058	2340	3189	
Team Points Won			0.0	0.0	1.0	1.0	1.0	
Match Points Won			0.0	0.0	0.0	3.0	3.0	
Total Points Won			0.0	0.0	1.0	4.0	4.0	

Lane 9 1 - Walter's Electric Week 15 12/20/2019

Name	Old	Old					HDCP	
	Avg	HDCP	-1-	-2-	-3-	Total	Total	
Andrew J. Becker	160	50	194	154	154	502	652	
Randall E. Purdy	151	59	149	145	215	509	686	
Kevin J. Schroeder	177	33	210	226	157	593	692	
Brent A. Bayne	180	30	129	206	156	491	581	
Brian A. Stones	172	38	195	222	140	557	671	
			====	====	====	====	====	
Scratch Total			877	953	822	2652	2652	
Handicap			210	210	210		630	
Total			1087	1163	1032	2652	3282	
Team Points Won			1.0	1.0	1.0	4.0	4.0	
Match Points Won			0.0	0.0	0.0	5.0	5.0	
Total Points Won			1.0	1.0	1.0	9.0	9.0	

Lane 11 6 - JD's Bar Week 15 12/20/2019

Name	Old	Old					HDCP	
	Avg	HDCP	-1-	-2-	-3-	Total	Total	
Mike J. Johnson	190	20	163	202	178	543	603	
Kyle R. McCarty	167	43	169	177	179	525	654	
Devon L. Smith	168	42	200	181	170	551	677	
Matt M. Kearney	165	45	233	177	155	565	700	
Andrew J. Kennedy	122	88	130	151	122	403	667	
			====	====	====	====	====	
Scratch Total			895	888	804	2587	2587	
Handicap			238	238	238		714	
Total			1133	1126	1042	2587	3301	
Team Points Won			1.0	1.0	1.0	4.0	4.0	
Match Points Won			0.0	0.0	0.0	6.0	6.0	
Total Points Won			1.0	1.0	1.0	10.0	10.0	

Lane 8 4 - John's Auto Body Week 15 12/20/2019

Name	Old	Old					HDCP	
	Avg	HDCP	-1-	-2-	-3-	Total	Total	
Dalton L. Hollander	183	27	203	210	193	606	687	
Larry L. Lambrecht	bk173	37	205	128	169	502	613	
Richard M. Serr	157	53	155	175	151	481	640	
John L. Krotz	173	37	202	198	166	566	677	
Richard L. Lopez	148	62	131	157	148	436	622	
			====	====	====	====	====	
Scratch Total			896	868	827	2591	2591	
Handicap			216	216	216		648	
Total			1112	1084	1043	2591	3239	
Team Points Won			1.0	1.0	0.0	3.0	3.0	
Match Points Won			0.0	0.0	0.0	3.0	3.0	
Total Points Won			1.0	1.0	0.0	6.0	6.0	

Lane 10 2 - Green Line Equipment Week 15 12/20/2019

Name	Old	Old					HDCP	
	Avg	HDCP	-1-	-2-	-3-	Total	Total	
Matt Spotanski	124	86	103	90	136	329	587	
Jason D. McCaslin	bk132	78	136	146	129	411	645	
JD Einspahr	145	65	154	140	152	446	641	
Omar A. Jimenez	149	61	202	155	144	501	684	
Gary Guetrauze	131	79	122	135	93	350	587	
			====	====	====	====	====	
Scratch Total			717	666	654	2037	2037	
Handicap			369	369	369		1107	
Total			1086	1035	1023	2037	3144	
Team Points Won			0.0	0.0	0.0	0.0	0.0	
Match Points Won			0.0	0.0	0.0	1.0	1.0	
Total Points Won			0.0	0.0	0.0	1.0	1.0	

Lane 12 5 - Bye Team Week 15 12/20/2019

Name	Old	Old					HDCP	
	Avg	HDCP	-1-	-2-	-3-	Total	Total	
No one bowled								

Friday 6:30 pm

Big Apple Fun Center**Match Points Won (This Week) -- Week 15****Lane 7 3 - Affirmative Action**

Name	Last Wk	Last Wk	HDCP	HDCP	HDCP	HDCP
	Won	Lost	-1-	-2-	-3-	Total
Grant L. Van Pelt		1.0	198	198	175	571
Jimmie Greer Jr	1.0		205	208	215	628
Jamie D. McCoy	1.0		231	204	224	659
Mike Slagle		1.0	236	213	211	660
Chris Lopez	1.0		213	225	233	671

Lane 8 4 - John's Auto Body

Name	Last Wk	Last Wk	HDCP	HDCP	HDCP	HDCP
	Won	Lost	-1-	-2-	-3-	Total
Dalton L. Hollander	2.0		230	237	220	687
Larry L. Lambrecht		1.0	242	165	206	613
Richard M. Serr		1.0	208	228	204	640
John L. Krotz	1.0		239	235	203	677
Richard L. Lopez		1.0	193	219	210	622

Lane 9 1 - Walter's Electric

Name	Last Wk	Last Wk	HDCP	HDCP	HDCP	HDCP
	Won	Lost	-1-	-2-	-3-	Total
Andrew J. Becker	1.0		244	204	204	652
Randall E. Purdy	1.0		208	204	274	686
Kevin J. Schroeder	2.0		243	259	190	692
Brent A. Bayne		1.0	159	236	186	581
Brian A. Stones	1.0		233	260	178	671

Lane 10 2 - Green Line Equipment

Name	Last Wk	Last Wk	HDCP	HDCP	HDCP	HDCP
	Won	Lost	-1-	-2-	-3-	Total
Matt Spotanski		1.0	189	176	222	587
Jason D. McCaslin		1.0	214	224	207	645
JD Einspahr		1.0	219	205	217	641
Omar A. Jimenez	1.0		263	216	205	684
Gary Guetrauze		1.0	201	214	172	587

Lane 11 6 - JD's Bar

Name	Last Wk	Last Wk	HDCP	HDCP	HDCP	HDCP
	Won	Lost	-1-	-2-	-3-	Total
Mike J. Johnson	1.0		183	222	198	603
Kyle R. McCarty	1.0		212	220	222	654
Devon L. Smith	1.0		242	223	212	677
Matt M. Kearney	2.0		278	222	200	700
Andrew J. Kennedy	1.0		218	239	210	667

Lane 12 5 - Bye Team

Name	Last Wk	Last Wk	HDCP	HDCP	HDCP	HDCP
	Won	Lost	-1-	-2-	-3-	Total

Friday 6:30 pm

Big Apple Fun Center**Match Points Won (Total for Year)**

Name	Avg	Gms	Points		%Won	Name	Avg	Gms	Points		%Won
			Won	Lost					Won	Lost	
Mike J. Johnson	189	30	13.0	2.0	86.67%	Jeff Rodriguez	136	39	7.0	6.0	53.85%
John L. Krotz	174	45	13.0	6.0	68.42%	Matt Spotanski	123	42	7.0	7.0	50.00%
Mike Slagle	168	42	13.0	3.5	78.79%	Adam C. Bayne	183	30	6.0	7.0	46.15%
Omar A. Jimenez	150	45	12.5	4.5	73.53%	Dustin W. Graham	210	15	6.0	2.0	75.00%
Chris Lopez	165	45	12.0	6.0	66.67%	Brian A. Stockman	134	21	6.0	1.0	85.71%
Kevin J. Schroeder	179	39	10.0	6.0	62.50%	Larry L. Lambrecht	172	15	6.0	1.0	85.71%
Gary Guetrauze	130	45	10.0	5.0	66.67%	Matt M. Kearney	169	21	6.0	3.0	66.67%
Dalton L. Hollander	184	39	10.0	8.0	55.56%	Jimmie Greer Jr	136	39	6.0	7.0	46.15%
Richard M. Serr	158	45	10.0	5.0	66.67%	Dave Limbach	169	33	5.5	5.5	50.00%
Devon L. Smith	169	45	10.0	7.0	58.82%	Austin M. Widman	110	21	5.0	2.0	71.43%
Brent A. Bayne	179	33	9.0	6.0	60.00%	Rich Hancock	157	24	4.0	4.0	50.00%
Andrew J. Becker	160	39	8.0	7.0	53.33%	JD Einspahr	145	42	4.0	11.0	26.67%
Andrew J. Kennedy	122	44	8.0	7.0	53.33%	Jason D. McCaslin	133	18	3.0	4.0	42.86%
Brian A. Stones	173	36	8.0	4.0	66.67%	Aries W. Journey	bk149	6	1.0	1.0	50.00%
Jamie D. McCoy	165	27	8.0	1.0	88.89%	Cody A. Bailey	bk123	6	1.0	1.0	50.00%
Grant L. Van Pelt	134	33	7.5	4.0	65.22%	Jared J. Samuelson	bk189	3	1.0	1.0	50.00%
Kyle R. McCarty	168	42	7.5	6.5	53.57%	Mike Salpas	bk102	3		1.0	0.00%
Randall E. Purdy	153	27	7.0	2.0	77.78%	Ivan D. Stones	bk173	1			0.00%
Richard L. Lopez	147	39	7.0	6.0	53.85%	Doug Vollmer	bk158	1			0.00%

Friday 6:30 pm

Big Apple Fun Center

Change in Average

Name	-----Old-----		Old					---Average Change---			Weekly Over Avg
	Pins	Games	Avg	-1-	-2-	-3-	Total	New	Old	---> +/-	Series Avg +/-
Cody A. Bailey	906	6bk123					0	151.00	- 151.00	= 0.00	
Adam C. Bayne	5496	30	183				0	183.20	- 183.20	= 0.00	
Brent A. Bayne	5427	30	180	129	206	156	491	179.33	- 180.90	= -1.57	491 - 540=-49
Andrew J. Becker	5765	36	160	194	154	154	502	160.69	- 160.14	= 0.55	502 - 480=22
JD Einspahr	5661	39	145	154	140	152	446	145.40	- 145.15	= 0.25	446 - 435=11
Dustin W. Graham	3151	15	210				0	210.07	- 210.07	= 0.00	
Jimmie Greer Jr	4909	36	136	131	134	141	406	136.28	- 136.36	= -0.08	406 - 408=-2
Gary Guettrauze	5519	42	131	122	135	93	350	130.42	- 131.40	= -0.98	350 - 393=-43
Rich Hancock	3778	24	157				0	157.42	- 157.42	= 0.00	
Dalton L. Hollander	6598	36	183	203	210	193	606	184.72	- 183.28	= 1.44	606 - 549=57
Omar A. Jimenez	6272	42	149	202	155	144	501	150.51	- 149.33	= 1.18	501 - 447=54
Mike J. Johnson	5136	27	190	163	202	178	543	189.30	- 190.22	= -0.92	543 - 570=-27
Aries W. Journey	918	6bk149					0	153.00	- 153.00	= 0.00	
Matt M. Kearney	2987	18	165	233	177	155	565	169.14	- 165.94	= 3.20	565 - 495=70
Andrew J. Kennedy	5007	41	122	130	151	122	403	122.95	- 122.12	= 0.83	403 - 366=37
John L. Krotz	7292	42	173	202	198	166	566	174.62	- 173.62	= 1.00	566 - 519=47
Larry L. Lambrecht	2079	12bk173	205	128	169		502	172.07	- 173.25	= -1.18	502 - 519=-17
Dave Limbach	5581	33	169				0	169.12	- 169.12	= 0.00	
Chris Lopez	6917	42	164	167	179	187	533	165.56	- 164.69	= 0.87	533 - 492=41
Richard L. Lopez	5328	36	148	131	157	148	436	147.79	- 148.00	= -0.21	436 - 444=-8
Kyle R. McCarty	6535	39	167	169	177	179	525	168.10	- 167.56	= 0.53	525 - 501=24
Jason D. McCaslin	1987	15bk132	136	146	129		411	133.22	- 132.47	= 0.76	411 - 396=15
Jamie D. McCoy	3946	24	164	185	158	178	521	165.44	- 164.42	= 1.03	521 - 492=29
Randall E. Purdy	3641	24	151	149	145	215	509	153.70	- 151.71	= 2.00	509 - 453=56
Jeff Rodriguez	5305	39	136				0	136.03	- 136.03	= 0.00	
Mike Salpas	221	3bk102					0	73.67	- 73.67	= 0.00	
Jared J. Samuelson	509	3bk189					0	169.67	- 169.67	= 0.00	
Kevin J. Schroeder	6402	36	177	210	226	157	593	179.36	- 177.83	= 1.53	593 - 531=62
Richard M. Serr	6632	42	157	155	175	151	481	158.07	- 157.90	= 0.16	481 - 471=10
Mike Slagle	6548	39	167	193	170	168	531	168.55	- 167.90	= 0.65	531 - 501=30
Devon L. Smith	7066	42	168	200	181	170	551	169.27	- 168.24	= 1.03	551 - 504=47
Matt Spotanski	4837	39	124	103	90	136	329	123.00	- 124.03	= -1.03	329 - 372=-43
Brian A. Stockman	2824	21	134				0	134.48	- 134.48	= 0.00	
Brian A. Stones	5676	33	172	195	222	140	557	173.14	- 172.00	= 1.14	557 - 516=41
Ivan D. Stones	152	1bk173					0	152.00	- 152.00	= 0.00	
Grant L. Van Pelt	4092	30	136	124	124	101	349	134.58	- 136.40	= -1.82	349 - 408=-59
Doug Vollmer	160	1bk158					0	160.00	- 160.00	= 0.00	
Austin M. Widman	2310	21	110				0	110.00	- 110.00	= 0.00	

Friday 6:30 pm

Big Apple Fun Center
High Average Listing

Name	True Average	Pins	Gms	To Raise Avg +1	To Drop Avg -1
Dustin W. Graham	210.07	3151	15	647	628
Mike J. Johnson	189.30	5679	30	591	557
Dalton L. Hollander	184.72	7204	39	566	523
Adam C. Bayne	183.20	5496	30	576	542
Kevin J. Schroeder	179.36	6995	39	565	522
Brent A. Bayne	179.33	5918	33	562	525
John L. Krotz	174.62	7858	45	542	493
Brian A. Stones	173.14	6233	36	553	513
Larry L. Lambrecht	172.07	2581	15	533	514
Jared J. Samuelson	169.67	509	3	511	504
Devon L. Smith	169.27	7617	45	543	494
Matt M. Kearney	169.14	3552	21	528	503
Dave Limbach	169.12	5581	33	539	502
Mike Slagle	168.55	7079	42	526	480
Kyle R. McCarty	168.10	7060	42	545	499
Chris Lopez	165.56	7450	45	518	469
Jamie D. McCoy	165.44	4467	27	513	482
Andrew J. Becker	160.69	6267	39	495	452
Doug Vollmer	160.00	160	1	484	479
Richard M. Serr	158.07	7113	45	519	470
Rich Hancock	157.42	3778	24	488	460
Randall E. Purdy	153.70	4150	27	470	439
Aries W. Journey	153.00	918	6	468	458
Ivan D. Stones	152.00	152	1	460	455
Cody A. Bailey	151.00	906	6	462	452
Omar A. Jimenez	150.51	6773	45	475	426
Richard L. Lopez	147.79	5764	39	452	409
JD Einspahr	145.40	6107	42	463	417
Jimmie Greer Jr	136.28	5315	39	439	396
Jeff Rodriguez	136.03	5305	39	449	406
Grant L. Van Pelt	134.58	4441	33	419	382
Brian A. Stockman	134.48	2824	21	416	391
Jason D. McCaslin	133.22	2398	18	416	394
Gary Guetrauze	130.42	5869	45	419	370
Matt Spotanski	123.00	5166	42	414	368
Andrew J. Kennedy	122.95	5410	44	371	323
Austin M. Widman	110.00	2310	21	354	329
Mike Salpas	73.67	221	3	223	216

Friday 6:30 pm

Big Apple Fun Center

Lanes 7 - 12

** Bowlers listed must have a minimum of 21 games.**Note: This report includes information through December 20 which is Week 15 of 30***Most Improved Averages**

Name	True Average	Most Improved Avg	+/-	Name	True Average	Most Improved Avg	+/-
Stones, Brian A.	173.14	159	+14.14	Lopez, Richard L.	147.79	146	+1.79
Schroeder, Kevin J.	179.36	168	+11.36	Hollander, Dalton L.	184.72	183	+1.72
Greer Jr, Jimmie	136.28	125	+11.28	Krotz, John L.	174.62	173	+1.62
Einspahr, JD	145.40	139	+6.40	Van Pelt, Grant L.	134.58	133	+1.58
Becker, Andrew J.	160.69	155	+5.69	Slagle, Mike	168.55	167	+1.55
Jimenez, Omar A.	150.51	146	+4.51	Kennedy, Andrew J.	122.95	122	+0.95
Guetrauze, Gary	130.42	126	+4.42	Stockman, Brian A.	134.48	134	+0.48
Johnson, Mike J.	189.30	185	+4.30	Hancock, Rich	157.42	157	+0.42
Purdy, Randall E.	153.70	150	+3.70	Bayne, Adam C.	183.20	183	+0.20
McCoy, Jamie D.	165.44	162	+3.44	Kearney, Matt M.	169.14	169	+0.14
Rodriguez, Jeff	136.03	133	+3.03	Widman, Austin M.	110.00	110	0.00
Bayne, Brent A.	179.33	177	+2.33	Lopez, Chris	165.56	166	-0.44
Limbach, Dave	169.12	167	+2.12	Serr, Richard M.	158.07	159	-0.93
McCarty, Kyle R.	168.10	166	+2.10	Smith, Devon L.	169.27	172	-2.73
Spotanski, Matt	123.00	121	+2.00				

Friday 6:30 pm

Big Apple Fun Center

Most Pins Over Average

Name	-----Old-----		Old				---Average Change---				Weekly Over Avg
	Pins	Games	Avg	-1-	-2-	-3-	Total	New - Old	---> +/-	Series Avg +/-	
Matt M. Kearney	2987	18	165	233	177	155	565	169.14	- 165.94	= 3.20	565 - 495=70
Kevin J. Schroeder	6402	36	177	210	226	157	593	179.36	- 177.83	= 1.53	593 - 531=62
Dalton L. Hollander	6598	36	183	203	210	193	606	184.72	- 183.28	= 1.44	606 - 549=57
Randall E. Purdy	3641	24	151	149	145	215	509	153.70	- 151.71	= 2.00	509 - 453=56
Omar A. Jimenez	6272	42	149	202	155	144	501	150.51	- 149.33	= 1.18	501 - 447=54
John L. Krotz	7292	42	173	202	198	166	566	174.62	- 173.62	= 1.00	566 - 519=47
Devon L. Smith	7066	42	168	200	181	170	551	169.27	- 168.24	= 1.03	551 - 504=47
Brian A. Stones	5676	33	172	195	222	140	557	173.14	- 172.00	= 1.14	557 - 516=41
Chris Lopez	6917	42	164	167	179	187	533	165.56	- 164.69	= 0.87	533 - 492=41
Andrew J. Kennedy	5007	41	122	130	151	122	403	122.95	- 122.12	= 0.83	403 - 366=37
Mike Slagle	6548	39	167	193	170	168	531	168.55	- 167.90	= 0.65	531 - 501=30
Jamie D. McCoy	3946	24	164	185	158	178	521	165.44	- 164.42	= 1.03	521 - 492=29
Kyle R. McCarty	6535	39	167	169	177	179	525	168.10	- 167.56	= 0.53	525 - 501=24
Andrew J. Becker	5765	36	160	194	154	154	502	160.69	- 160.14	= 0.55	502 - 480=22
Jason D. McCaslin	1987	15bk	132	136	146	129	411	133.22	- 132.47	= 0.76	411 - 396=15
JD Einspahr	5661	39	145	154	140	152	446	145.40	- 145.15	= 0.25	446 - 435=11
Richard M. Serr	6632	42	157	155	175	151	481	158.07	- 157.90	= 0.16	481 - 471=10
Jimmie Greer Jr	4909	36	136	131	134	141	406	136.28	- 136.36	= -0.08	406 - 408=-2
Richard L. Lopez	5328	36	148	131	157	148	436	147.79	- 148.00	= -0.21	436 - 444=-8
Larry L. Lambrecht	2079	12bk	173	205	128	169	502	172.07	- 173.25	= -1.18	502 - 519=-17
Mike J. Johnson	5136	27	190	163	202	178	543	189.30	- 190.22	= -0.92	543 - 570=-27
Gary Guetrauze	5519	42	131	122	135	93	350	130.42	- 131.40	= -0.98	350 - 393=-43
Matt Spotanski	4837	39	124	103	90	136	329	123.00	- 124.03	= -1.03	329 - 372=-43
Brent A. Bayne	5427	30	180	129	206	156	491	179.33	- 180.90	= -1.57	491 - 540=-49
Grant L. Van Pelt	4092	30	136	124	124	101	349	134.58	- 136.40	= -1.82	349 - 408=-59

Friday 6:30 pm

Big Apple Fun Center

Alphabetic League Bowler Contact List

USBC							Bowling		
ID Number	Name	Avg	Gms	Phone	Phone	E-mail	Hand	Sex	
17-76246	Bailey, Cody A.	bk123	6	(308)224-5527	()_-__		R	M	
1494-2463	Bayne, Adam C.	183	30	(308)293-8409	()_-__	daddybarnyard@gmail.com	R	M	
1494-2449	Bayne, Brent A.	179	33	(308)240-0075	()_-__	bbayne83@gmail.com	R	M	
1494-3148	Becker, Andrew J.	160	39	(308)240-0256	()_-__	a.becker1919@gmail.com	R	M	
1494-2981	Einspahr, JD	145	42	(308)234-5869	()_-__	samparfi7377@hotmail.com	R	M	
1494-2616	Graham, Dustin W.	210	15	(402)760-2000	()_-__		R	M	
1494-2928	Greer Jr, Jimmie	136	39	(308)708-8550	()_-__	mayajimmie@hotmail.com	R	M	
1494-2329	Guetrauze, Gary	130	45	(308)233-2009	()_-__	guetrauze@gmail.com	R	M	
1494-2387	Hancock, Rich	157	24	(308)440-5229	()_-__	richardhancock@charter.net	R	M	
11-388265	Hollander, Dalton L.	184	39	(308)627-0055	()_-__	dalhollander@gmail.com	R	M	
10-657320	Jimenez, Omar A.	150	45	(308)383-9792	()_-__		R	M	
1494-3060	Johnson, Mike J.	189	30	(308)293-9595	()_-__	crazeyer@gmail.com	R	M	
11-750023	Journey, Aries W.	bk149	6	(308)224-9045	()_-__		R	M	
1494-3135	Kearney, Matt M.	169	21	(308)440-5368	(308)325-4320	thomasmatthewkearney@gmail.com	R	M	
9726-4222	Kennedy, Andrew J.	122	44	(308)930-0221	()_-__	akennedy5445@gmail.com	R	M	
1494-2625	Krotz, John L.	174	45	(308)440-9799	()_-__	jlkrotz@yahoo.com	R	M	
8185-448	Lambrecht, Larry L.	172	15	(308)708-1600	()_-__		R	M	
1494-565	Limbach, Dave	169	33	(308)224-9763	()_-__	davjlimbach@aol.com	R	M	
1494-2660	Lopez, Chris	165	45	(308)293-4589	()_-__	marriedlopezman_0@hotmail.com	R	M	
1494-252	Lopez, Richard L.	147	39	(308)237-3804	(308)293-3289	rlopz51@gmail.com	R	M	
9726-4123	McCarty, Kyle R.	168	42	(308)750-1605	()_-__	kylemccarty84@hotmail.com	R	M	
8793-1511	McCaslin, Jason D.	133	18	(308)240-0614	()_-__	bbgmccaslin@gmail.com	R	M	
1494-2996	McCoy, Jamie D.	165	27	(308)455-7678	()_-__		R	M	
1494-2728	Purdy, Randall E.	153	27	(308)627-5803	()_-__	repurdy@gmail.com	R	M	
1494-3077	Rodriguez, Jeff	136	39	(308)930-7882	()_-__		R	M	
1494-2381	Salpas, Mike	bk102	3	(308)383-9591	()_-__		R	M	
6201-21	Samuelson, Jared J.	bk189	3	(308)233-1018	()_-__	samuelsonjj@gmail.com	R	M	
1494-2553	Schroeder, Kevin J.	179	39	(308)627-5064	()_-__	kschroeder21@hotmail.com	R	M	
1494-2455	Serr, Richard M.	158	45	(308)440-0152	()_-__	rserr@charter.net	R	M	
1494-2941	Slagle, Mike	168	42	(308)455-7447	()_-__	mikeslagle44@gmail.com	R	M	
6201-129	Smith, Devon L.	169	45	(308)440-7744	()_-__	devons99@gmail.com	L	M	
18-1927	Spotanski, Matt	123	42	(308)730-0556	()_-__	spotanskimj@hotmail.com	R	M	
1494-3233	Stockman, Brian A.	134	21	(308)293-5943	()_-__		R	M	
1494-2362	Stones, Brian A.	173	36	(308)238-8010	()_-__	stonesb21@hotmail.com	R	M	
1494-6	Stones, Ivan D.	bk173	1	(308)234-4231	(308)440-3258	stonivad@charter.net	R	M	
1494-3222	Van Pelt, Grant L.	134	33	(402)206-3460	()_-__		R	M	
1494-1939	Vollmer, Doug	bk158	1	(308)440-4198	()_-__	vollmerdouglas@yahoo.com	R	M	
9726-4232	Widman, Austin M.	110	21	(308)293-8906	()_-__		R	M	

Big Eight 2019-20

Big Apple Fun Center

This report is for scores bowled December 20 which is Week 15 of 30

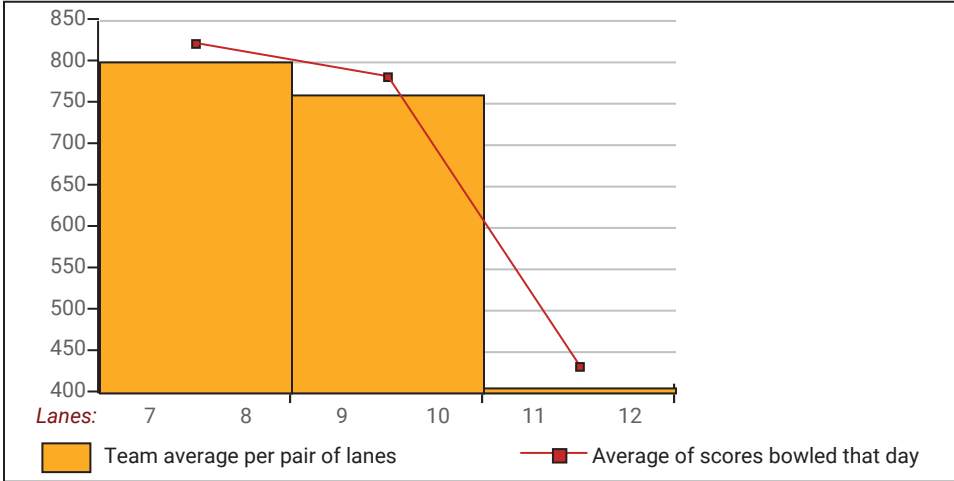
This Week's Statistics: Lefties vs Righties

Unless designated left handed, bowlers are considered right handed.

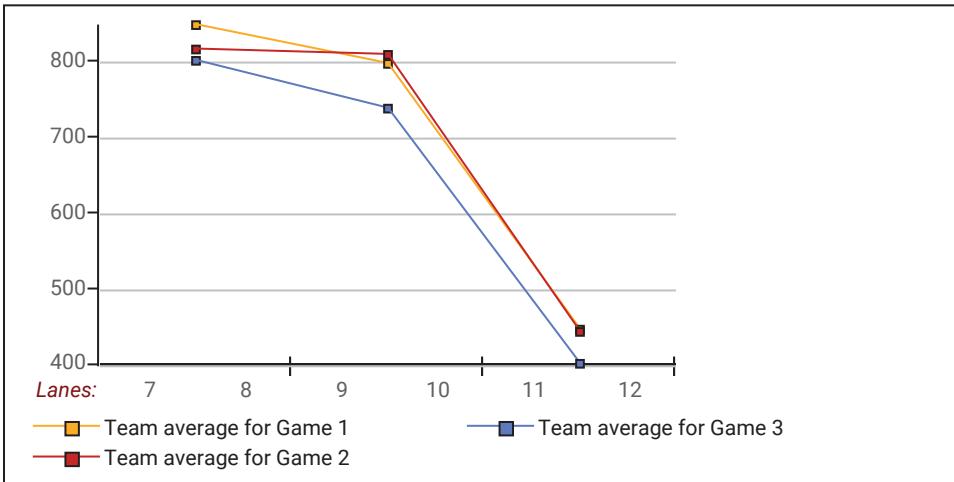
	Over All	Right	Left
How many people bowled	25	24	1
Number of games bowled	75	72	3
Actual average of week's scores	162.76	161.89	183.67
How many games above average	43	40	3
How many games below average	30	30	0
Pins above/below average per game	5.40	4.97	15.67
How many people raised average	17	16	1
by this amount	1.07	1.07	1.03
How many people went down	8	8	--
by this amount	-0.97	-0.97	0.00
League average before bowling	157.79	157.36	168.24
League average after bowling	158.21	157.75	169.27
Change in league average	0.41	0.39	1.03
800s	--	--	--
775s	--	--	--
750s	--	--	--
725s	--	--	--
700s	--	--	--
675s	--	--	--
650s	--	--	--
625s	--	--	--
600s	1	1	--
575s	1	1	--
550s	4	3	1
525s	4	4	--
500s	5	5	--
475s	2	2	--
450s	--	--	--
425s	2	2	--
400s	3	3	--
below 400	3	3	--
300s	--	--	--
275s	--	--	--
250s	--	--	--
225s	2	2	--
200s	11	10	1
175s	15	14	1
150s	21	20	1
125s	18	18	--
100s	6	6	--
below 100	2	2	--

This report is for scores bowled December 20 which is Week 15 of 30

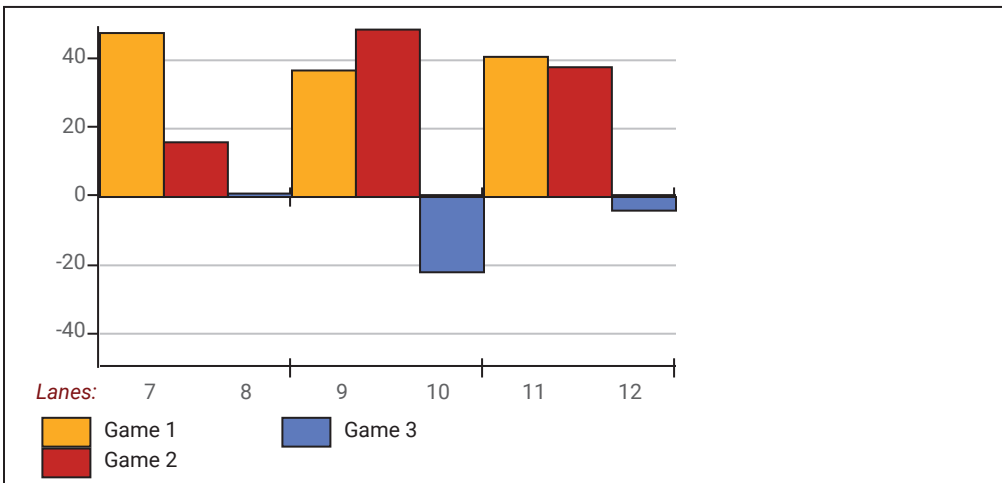
Team Average vs Avg of Scores



Average of Scores for Each Game

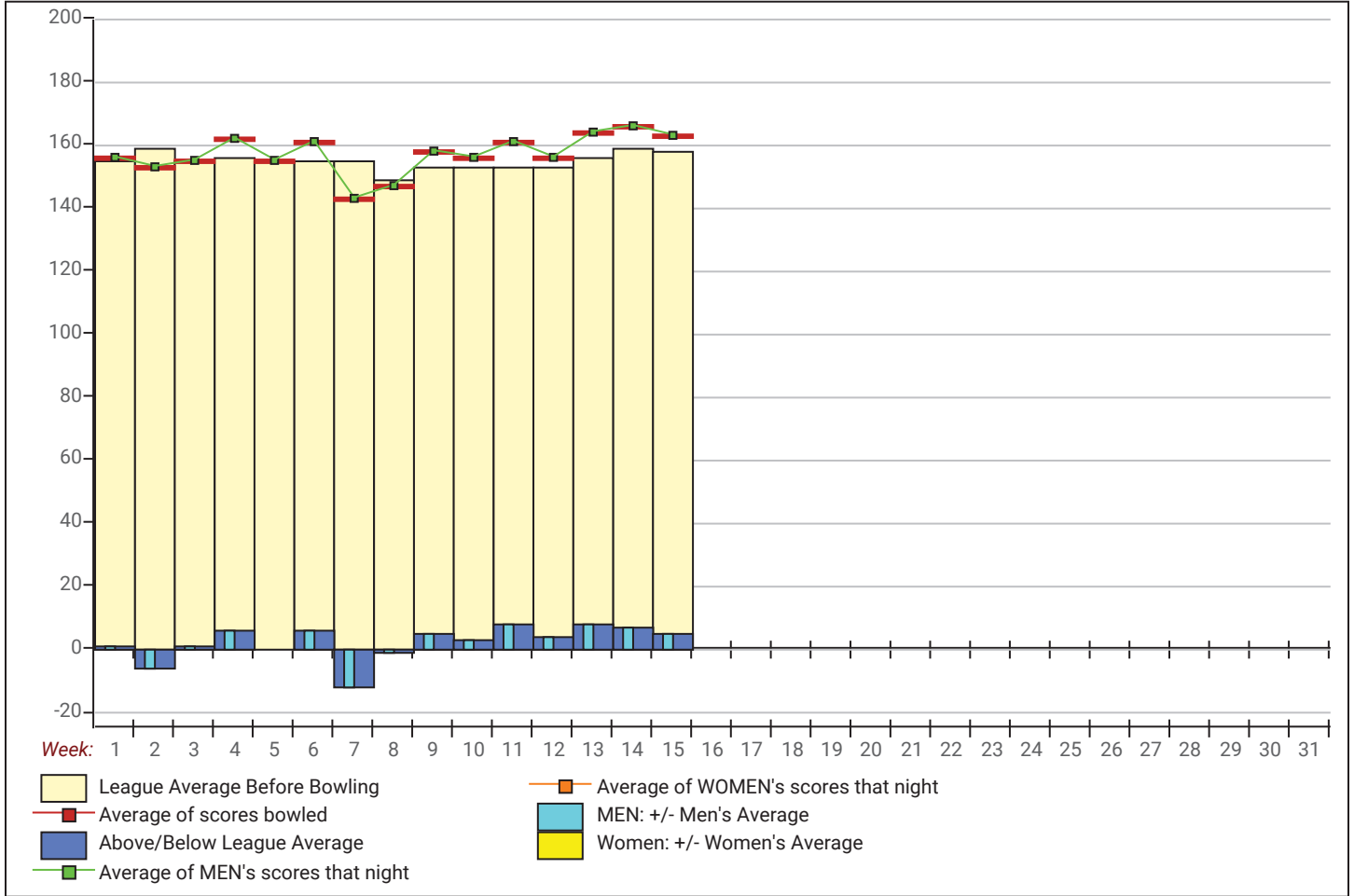


Amount Over/Under Team Average



This report is for scores bowled December 20 which is Week 15 of 30

League Average Week-by-Week



League Average Statistics for Last Week

	League	Right Hand	Left Hand
League Average Before Bowling	157.79	157.36	168.24
Average of scores bowled that night	162.76	161.89	183.67
New League Average After Bowling	158.21	157.75	169.27
Change in League Average	.41	.39	1.03
People Who Bowled Over Average	17	16	1
People Who Bowled Under Average	8	8	
Average Amount of Series Over Avg	38.41	37.88	47.00
Average Amount of Series Under Avg	-31.00	-31.00	
Difference Avg, NiteAvg	5.40	4.97	15.67
Number of Bowlers	25	24	1
Number of Games Bowled	75	72	3
People Who Raised Their Average	17	16	1
Raised By an Average of This Amount	1.07	1.07	1.03
People Who Lowered Their Average	8	8	
Lowered By an Average of This Amou	-.97	-.97	
Number of Games Bowled Over Avera	43	40	3
Number of Games Bowled Under Avera	30	30	

Note: Averages are based only on people who bowled.

Team Standings

Place	Team Name	Avg p/gm	Points Won	Points Lost	Year-To-Date WON	Y-T-D LOST
1	John's Auto Body	816	92	58	92	58
2	Walter's Electric	863	90	60	90	60
3	Affirmative Action	783	90	60	90	60
4	JD's Bar	782	83½	66½	83½	66½
5	Green Line Equipment	671	74½	75½	74½	75½
6	Bye Team		20	130	20	130

*** Although not shown, standings are determined by points only for the current part

Last Week's Top Scores

Scratch Game		Scratch Series		Handicap Game		Handicap Series	
233	Matt Kearney	606	Dalton Hollander	278	Matt Kearney	700	Matt Kearney
226	Kevin Schroeder	593	Kevin Schroeder	274	Randall Purdy	692	Kevin Schroeder
222	Brian Stones	566	John Krotz	263	Omar Jimenez	687	Dalton Hollander
215	Randall Purdy	565	Matt Kearney	260	Brian Stones	686	Randall Purdy
210	Dalton Hollander	557	Brian Stones	259	Kevin Schroeder	684	Omar Jimenez
206	Brent Bayne	551	Devon Smith	244	Andrew Becker	677	John Krotz
205	Larry Lambrecht	543	Mike Johnson	242	Larry Lambrecht	677	Devon Smith
202	Mike Johnson	533	Chris Lopez	242	Devon Smith	671	Brian Stones
202	John Krotz	531	Mike Slagle	239	Andrew Kennedy	671	Chris Lopez
202	Omar Jimenez	525	Kyle McCarty	239	John Krotz	667	Andrew Kennedy

Big Eight 2019-20

Friday 6:30 pm

Big Apple Fun Center

Lanes 1 - 6

President: John Krotz Vice President: Chris Lopez
Secretary/Treasurer: Brent Bayne

Team Standings

Place	#	Team Name	Points Won	Points Lost	%Won	Pins + HDCP	Scratch Pins	Avg p/gm	Year-To-Date WON	Y-T-D LOST	Y-T-D % WON
1	1	Walter's Electric	75	45	62.5	85842	70494	870	165	105	61.1
2	2	Green Line Equipment	65½	44½	59.5	86156	54545	673	140	120	53.8
3	6	JD's Bar	70½	49½	58.8	86117	64578	797	154	116	57.0
4	3	Affirmative Action	59½	50½	54.1	82548	61566	789	149½	110½	57.5
5	4	John's Auto Body	63½	56½	52.9	85858	66463	820	155½	114½	57.6
6	5	Bye Team	16	104		0	0		36	234	13.3

**** Teams appear out of order because standings are determined by percentage of wins to losses, NOT total points**

Review of Last Week's Bowling.....

Lanes	Team Name	HDCP -1-	HDCP -2-	HDCP -3-	HDCP Total	Last Wk WON	Team Name	HDCP -1-	HDCP -2-	HDCP -3-	HDCP Total	Last Wk WON
1-2	Walter's Electric	992	1024	1022	3038	1	JD's Bar	1010	1151	1071	3232	9
3-4	Affirmative Action	0	0	0	0	0	Green Line Equipment	990	1040	984	3014	0
5-6	John's Auto Body	1018	1048	1049	3115	9	Bye Team	0	0	0	0	1

Thanks for bowling! We hope you had a good time. See you next season!

Last Week's Top Scores

Team Scratch Game		Team Scratch Series		Team Handicap Game		Team Handicap Series	
877	JD's Bar	2432	Walter's Electric	1151	JD's Bar	3232	JD's Bar
822	Walter's Electric	2410	JD's Bar	1049	John's Auto Body	3115	John's Auto Body
780	John's Auto Body	2308	John's Auto Body	1040	Green Line Equipment	3038	Walter's Electric
647	Green Line Equipment	1835	Green Line Equipment	1024	Walter's Electric	3014	Green Line Equipm
Scratch Game		Scratch Series		Handicap Game		Handicap Series	
247	Devon Smith	604	Devon Smith	280	Devon Smith	703	Devon Smith
225	Brian Stones	560	Kevin Schroeder	260	Brian Stones	697	Rich Hancock
223	Kevin Schroeder	550	Rich Hancock	254	Kevin Schroeder	692	Andrew Kennedy
215	Brent Bayne	532	Brent Bayne	249	Rich Hancock	653	Kevin Schroeder
200	Rich Hancock	527	Brian Stones	246	Andrew Kennedy	652	Jeff Rodriguez
187	Kyle McCarty	501	John Krotz	244	Brent Bayne	649	Austin Widman
187	John Krotz	500	Kyle McCarty	239	Austin Widman	632	Brian Stones
182	Andrew Becker	458	Richard Lopez	234	Richard Lopez	629	Richard Lopez
177	Richard Lopez	448	Matt Kearney	232	Jeff Rodriguez	629	Kyle McCarty
158	Jeff Rodriguez	447	Andrew Becker	231	Andrew Becker	619	Brent Bayne
158	Andrew Kennedy						

Season High Scores

Team Scratch Game		Team Scratch Series		Team Handicap Game		Team Handicap Series	
1041	Walter's Electric	2904	Walter's Electric	1263	John's Auto Body	3498	Green Line Equipm
1029	John's Auto Body	2739	JD's Bar	1255	Green Line Equipment	3441	JD's Bar
1005	JD's Bar	2685	John's Auto Body	1240	Affirmative Action	3411	Affirmative Action
944	Affirmative Action	2593	Affirmative Action	1239	JD's Bar	3378	Walter's Electric
845	Green Line Equipment	2268	Green Line Equipment	1218	Walter's Electric	3345	John's Auto Body
Scratch Game		Scratch Series		Handicap Game		Handicap Series	
269	Kevin Schroeder	670	Brent Bayne	308	Kevin Schroeder	788	Devon Smith
264	Brent Bayne	665	Devon Smith	304	Matt Kearney	787	Jimmie Greer Jr
263	Matt Kearney	659	Brian Stones	297	Brent Bayne	770	Brian Stones
256	Devon Smith	632	Mike Slagle	294	John Krotz	770	Mike Slagle
254	Dalton Hollander	631	John Krotz	293	Devon Smith	769	John Krotz
248	John Krotz	620	Dalton Hollander	290	Jimmie Greer Jr	766	Brent Bayne
243	Brian Stones	613	Dave Limbach	289	Gary Guetrauze	754	JD Einspahr
233	Mike Slagle	610	Matt Kearney	281	Dalton Hollander	739	Dave Limbach
227	Andrew Becker	607	Kevin Schroeder	280	Brian Stones	735	Andrew Kennedy
226	Chris Lopez	571	Richard Serr	279	Andrew Becker	733	Matt Kearney
		571	Chris Lopez	279	Mike Slagle		
				279	Matt Spotanski		

Bowlers must have completed a minimum of 56 games to be eligible for any league award.

Team Rosters

1 - Walter's Electric

Name	Avg	HDCP	Pins	Gms	Points Won	High Game	High Sers	HDCP Game	HDCP Sers	Most Improved Avg +/-	To Raise Avg +1	To Drop Avg -1	Weekly Over Avg Series Avg +/-
Andrew Becker	161	49	11593	72	15.0	227	558	279	720	155 +6.01	557	481	447 - 483=-36
Randall Purdy	152	58	7314	48	11.0	223	513	291	702	150 +2.38	489	437	
Adam Bayne	181	29	7066	39	8.0	234	638	262	719	183 -1.82	578	535	
Kevin Schroeder	179	31	12925	72	21.0	269	607	308	718	168 +11.51	575	499	560 - 537=23
Dustin Graham	211	0	7597	36	15.0	279	714	283	735	209 +2.03	671	631	
Brent Bayne	180	30	10308	57	16.0	264	670	297	766	177 +3.84	552	491	532 - 543=-11
Brian Stones	175	35	11601	66	15.0	243	659	280	770	159 +16.77	543	473	527 - 525=2

2 - Green Line Equipment

Name	Avg	HDCP	Pins	Gms	Points Won	High Game	High Sers	HDCP Game	HDCP Sers	Most Improved Avg +/-	To Raise Avg +1	To Drop Avg -1	Weekly Over Avg Series Avg +/-
JD Einspahr	151	59	10883	72	14.0	212	559	277	754	139 +12.15	517	441	412 - 453=-41
Gary Guetrauze	127	83	9561	75	15.0	203	466	289	724	126 +1.48	423	344	323 - 384=-61
Austin Widman	117	93	4939	42	10.0	169	398	269	686	110 +7.60	371	325	370 - 351=19
Jason McCaslin	137	73	7011	51	11.0	246	531	321	756	133 +4.47	441	386	382 - 414=-32
Omar Jimenez	146	64	10582	72	18.0	202	529	263	718	146 +0.97	443	367	
Matt Spotanski	123	87	9613	78	12.0	192	460	279	727	121 +2.24	431	349	348 - 369=-21

3 - Affirmative Action

Name	Avg	HDCP	Pins	Gms	Points Won	High Game	High Sers	HDCP Game	HDCP Sers	Most Improved Avg +/-	To Raise Avg +1	To Drop Avg -1	Weekly Over Avg Series Avg +/-
Grant Van Pelt	131	79	7125	54	10.5	183	479	269	712	133 -1.06	399	341	
Jimmie Greer Jr	139	71	9648	69	12.0	215	532	290	787	125 +14.83	432	359	
Jamie McCoy	165	45	6442	39	10.0	212	550	261	697	162 +3.18	530	487	
Chris Lopez	163	47	12271	75	18.0	226	571	271	718	166 -2.39	521	442	
Mike Slagle	169	41	12238	72	20.0	233	632	279	770	167 +2.97	512	436	
Dave Limbach	171	39	11347	66	12.5	224	613	266	739	167 +4.92	521	451	

4 - John's Auto Body

Name	Avg	HDCP	Pins	Gms	Points Won	High Game	High Sers	HDCP Game	HDCP Sers	Most Improved Avg +/-	To Raise Avg +1	To Drop Avg -1	Weekly Over Avg Series Avg +/-
Dalton Hollander	180	30	12444	69	15.0	254	620	281	712	183 -2.65	588	515	
Rich Hancock	162	48	8304	51	10.0	200	555	250	705	157 +5.82	498	443	550 - 483=67
Larry Lambrecht	170	40	4097	24	7.0	242	553	281	696	169 +1.71	520	492	
Richard Serr	160	50	13002	81	18.0	209	571	261	727	159 +1.52	522	437	415 - 483=-68
John Krotz	174	36	13624	78	22.0	248	631	294	769	173 +1.67	551	469	501 - 522=-21
Richard Lopez	153	57	10606	69	14.5	211	537	270	719	146 +7.71	482	409	458 - 459=-1

5 - Bye Team

6 - JD's Bar

Name	Avg	HDCP	Pins	Gms	Points Won	High Game	High Sers	HDCP Game	HDCP Sers	Most Improved Avg +/-	To Raise Avg +1	To Drop Avg -1	Weekly Over Avg Series Avg +/-
Jeff Rodriguez	137	73	8644	63	10.0	202	454	278	682	133 +4.21	464	397	430 - 408=22
Devon Smith	178	32	13566	76	22.8	256	665	293	788	172 +6.50	575	495	604 - 531=73
Matt Kearney	172	38	9845	57	12.0	263	610	304	733	169 +3.72	535	474	448 - 522=-74
Kyle McCarty	167	43	12531	75	12.5	213	545	260	671	166 +1.08	573	494	500 - 501=-1
Andrew Kennedy	123	87	9887	80	16.0	185	471	273	735	122 +1.59	405	321	428 - 366=62
Mike Johnson	188	22	8469	45	17.5	268	655	290	727	185 +3.20	603	554	
Jared Samuelson	bk189	21	986	6	1.0	212	509	233	572		499	489	

Temporary Substitutes

Name	Avg	HDCP	Pins	Gms	Points Won	High Game	High Sers	HDCP Game	HDCP Sers	Most Improved Avg +/-	To Raise Avg +1	To Drop Avg -1	Weekly Over Avg Series Avg +/-
Cody Bailey	bk123	87	906	6	1.0	179	461	266	722		462	452	
Anthony Jenneman	210	0	631	3		235	631	235	631		635	628	
Aries Journey	152	58	1368	9	2.0	210	477	271	660		468	455	
Eric Kolar	216	0	650	3	1.0	225	650	225	650		652	645	
Mike Salpas	bk102	108	221	3		85	221	193	545		223	216	
Chris Stepp	144	66	433	3	1.0	189	433	255	631		437	430	
Brian Stockman	132	78	4767	36	8.0	184	475	263	721	134 -1.58	420	380	384 - 396=-12
Ivan Stones	bk173	37	152	1		152	152	189	189		460	455	
Doug Vollmer	bk158	52	160	1		160	160	212	212		484	479	
Logan Wirth	bk206	4	1035	5	0.7	227	598	231	610		629	620	

High Individual Match Points

22.8	Devon Smith	22	John Krotz	21	Kevin Schroeder
20	Mike Slagle	18	Richard Serr	18	Chris Lopez
18	Omar Jimenez	16	Andrew Kennedy	16	Brent Bayne

Individual High Averages

180.84	Brent Bayne	180.35	Dalton Hollander	179.51	Kevin Schroeder	178.50	Devon Smith
175.77	Brian Stones	174.67	John Krotz	172.72	Matt Kearney	171.92	Dave Limbach
169.97	Mike Slagle	167.08	Kyle McCarty	163.61	Chris Lopez	161.01	Andrew Becker
160.52	Richard Serr	153.71	Richard Lopez	151.15	JD Einspahr	146.97	Omar Jimenez

Most Improved Average

159	to	175.77	=	+16.77	Brian Stones	125	to	139.83	=	+14.83	Jimmie Greer Jr
139	to	151.15	=	+12.15	JD Einspahr	168	to	179.51	=	+11.51	Kevin Schroeder
146	to	153.71	=	+7.71	Richard Lopez	172	to	178.50	=	+6.50	Devon Smith
155	to	161.01	=	+6.01	Andrew Becker	167	to	171.92	=	+4.92	Dave Limbach
133	to	137.21	=	+4.21	Jeff Rodriguez	177	to	180.84	=	+3.84	Brent Bayne

Most Un-Improved Averages

183	to	180.35	=	-2.65	Dalton Hollander	166	to	163.61	=	-2.39	Chris Lopez
183	to	181.18	=	-1.82	Adam Bayne	134	to	132.42	=	-1.58	Brian Stockman
133	to	131.94	=	-1.06	Grant Van Pelt	146	to	146.97	=	+0.97	Omar Jimenez
166	to	167.08	=	+1.08	Kyle McCarty	126	to	127.48	=	+1.48	Gary Guettrauze
159	to	160.52	=	+1.52	Richard Serr	122	to	123.59	=	+1.59	Andrew Kennedy

Big Eight 2019-20

Big Apple Fun Center

Reprint of Scores -- Week 27

Lane 1 1 - Walter's Electric Week 27 3/13/2020

Name	Old Avg	Old HDCP	-1-	-2-	-3-	Total	HDCP Total
Andrew J. Becker	161	49	131	134	182	447	594
Randall E. Purdy	152	58	a122	a122	a122	366	540
Kevin J. Schroeder	179	31	189	223	148	560	653
Brent A. Bayne	181	29	199	118	215	532	619
Brian A. Stones	175	35	149	225	153	527	632
			====	====	====	====	====
Scratch Total			790	822	820	2432	2432
Handicap			202	202	202		606
Total			992	1024	1022	2432	3038
Team Points Won			0.0	0.0	0.0	0.0	0.0
Match Points Won			0.0	0.0	0.0	1.0	1.0
Total Points Won			0.0	0.0	0.0	1.0	1.0

Lane 2 6 - JD's Bar Week 27 3/13/2020

Name	Old Avg	Old HDCP	-1-	-2-	-3-	Total	HDCP Total
Jeff Rodriguez	136	74	138	158	134	430	652
Devon L. Smith	177	33	152	247	205	604	703
Matt M. Kearney	174	36	151	141	156	448	556
Kyle R. McCarty	167	43	137	187	176	500	629
Andrew J. Kennedy	122	88	158	144	126	428	692
			====	====	====	====	====
Scratch Total			736	877	797	2410	2410
Handicap			274	274	274		822
Total			1010	1151	1071	2410	3232
Team Points Won			1.0	1.0	1.0	4.0	4.0
Match Points Won			0.0	0.0	0.0	5.0	5.0
Total Points Won			1.0	1.0	1.0	9.0	9.0

Lane 3 3 - Affirmative Action Week 27 3/13/2020

Name	Old Avg	Old HDCP	-1-	-2-	-3-	Total	HDCP Total
No one bowled							

Lane 4 2 - Green Line Equipment Week 27 3/13/2020

Name	Old Avg	Old HDCP	-1-	-2-	-3-	Total	HDCP Total
JD Einspahr	151	59	140	131	141	412	589
Gary Guetrauze	128	82	106	120	97	323	569
Austin M. Widman	117	93	116	146	108	370	649
Jason D. McCaslin	138	72	102	150	130	382	598
Matt Spotanski	123	87	133	100	115	348	609
			====	====	====	====	====
Scratch Total			597	647	591	1835	1835
Handicap			393	393	393		1179
Total			990	1040	984	1835	3014
Team Points Won			0.0	1.0	0.0	2.0	2.0
Match Points Won			0.0	0.0	0.0	0.0	0.0
Total Points Won			0.0	1.0	0.0	0.0	0.0

Lane 5 4 - John's Auto Body Week 27 3/13/2020

Name	Old Avg	Old HDCP	-1-	-2-	-3-	Total	HDCP Total
Brian A. Stockman	132	78	142	118	124	384	618
Rich Hancock	161	49	162	188	200	550	697
Richard M. Serr	161	49	154	133	128	415	562
John L. Krotz	174	36	163	187	151	501	609
Richard L. Lopez	153	57	128	153	177	458	629
			====	====	====	====	====
Scratch Total			749	779	780	2308	2308
Handicap			269	269	269		807
Total			1018	1048	1049	2308	3115
Team Points Won			1.0	1.0	1.0	4.0	4.0
Match Points Won			0.0	0.0	0.0	5.0	5.0
Total Points Won			1.0	1.0	1.0	9.0	9.0

Lane 6 5 - Bye Team Week 27 3/13/2020

Name	Old Avg	Old HDCP	-1-	-2-	-3-	Total	HDCP Total
No one bowled							

Big Eight 2019-20

Friday 6:30 pm

Big Apple Fun Center

Match Points Won (Total for Year)

Name	Avg	Gms	Points		%Won	Name	Avg	Gms	Points		%Won
			Won	Lost					Won	Lost	
Devon L. Smith	178	76	22.8	9.0	71.70%	Jimmie Greer Jr	139	69	12.0	11.0	52.17%
John L. Krotz	174	78	22.0	12.0	64.71%	Randall E. Purdy	152	48	11.0	6.0	64.71%
Kevin J. Schroeder	179	72	21.0	8.0	72.41%	Austin M. Widman	117	42	11.0	3.0	78.57%
Mike Slagle	169	72	20.0	7.5	72.73%	Jason D. McCaslin	137	51	11.0	8.0	57.89%
Richard M. Serr	160	81	18.0	10.0	64.29%	Grant L. Van Pelt	131	54	10.5	8.0	56.76%
Chris Lopez	163	75	18.0	14.0	56.25%	Jeff Rodriguez	137	63	10.0	11.0	47.62%
Omar A. Jimenez	146	72	18.0	9.0	66.67%	Rich Hancock	162	51	10.0	8.0	55.56%
Mike J. Johnson	188	45	17.5	4.0	81.40%	Jamie D. McCoy	165	39	10.0	3.0	76.92%
Andrew J. Kennedy	123	80	16.0	11.0	59.26%	Adam C. Bayne	181	39	8.0	8.0	50.00%
Brent A. Bayne	180	57	16.0	9.0	64.00%	Brian A. Stockman	132	36	8.0	4.0	66.67%
Andrew J. Becker	161	72	15.0	12.0	55.56%	Larry L. Lambrecht	170	24	7.0	3.0	70.00%
Dustin W. Graham	211	36	15.0	5.0	75.00%	Aries W. Journey	152	9	2.0	1.0	66.67%
Gary Guetrauze	127	75	15.0	10.0	60.00%	Cody A. Bailey	bk123	6	1.0	1.0	50.00%
Dalton L. Hollander	180	69	15.0	14.0	51.72%	Jared J. Samuelson	bk189	6	1.0	2.0	33.33%
Brian A. Stones	175	66	15.0	8.0	65.22%	Chris Stepp	144	3	1.0		100.00%
Richard L. Lopez	153	69	14.5	8.5	63.04%	Eric L. Kolar	216	3	1.0		100.00%
JD Einspahr	151	72	14.0	13.0	51.85%	Logan M. Wirth	bk206	5	0.7	1.0	41.18%
Matt Spotanski	123	78	13.0	13.0	50.00%	Mike Salpas	bk102	3		1.0	0.00%
Dave Limbach	171	66	12.5	10.5	54.35%	Anthony A. Jenneman	210	3		1.0	0.00%
Kyle R. McCarty	167	75	12.5	12.5	50.00%	Ivan D. Stones	bk173	1			0.00%
Matt M. Kearney	172	57	12.0	11.0	52.17%	Doug Vollmer	bk158	1			0.00%

Big Eight 2019-20

Friday 6:30 pm

Big Apple Fun Center

Change in Average

Name	-----Old-----		Old					---Average Change---			Weekly Over Avg
	Pins	Games	Avg	-1-	-2-	-3-	Total	New	Old	----> +/-	Series Avg +/-
Cody A. Bailey	906		6bk123				0	151.00	- 151.00	= 0.00	
Adam C. Bayne	7066	39	181				0	181.18	- 181.18	= 0.00	
Brent A. Bayne	9776	54	181	199	118	215	532	180.84	- 181.04	= -0.19	532 - 543=-11
Andrew J. Becker	11146	69	161	131	134	182	447	161.01	- 161.54	= -0.52	447 - 483=-36
JD Einspahr	10471	69	151	140	131	141	412	151.15	- 151.75	= -0.60	412 - 453=-41
Dustin W. Graham	7597	36	211				0	211.03	- 211.03	= 0.00	
Jimmie Greer Jr	9648	69	139				0	139.83	- 139.83	= 0.00	
Gary Guettrauze	9238	72	128	106	120	97	323	127.48	- 128.31	= -0.83	323 - 384=-61
Rich Hancock	7754	48	161	162	188	200	550	162.82	- 161.54	= 1.28	550 - 483=67
Dalton L. Hollander	12444	69	180				0	180.35	- 180.35	= 0.00	
Anthony A. Jenneman	631	3	210				0	210.33	- 210.33	= 0.00	
Omar A. Jimenez	10582	72	146				0	146.97	- 146.97	= 0.00	
Mike J. Johnson	8469	45	188				0	188.20	- 188.20	= 0.00	
Aries W. Journey	1368	9	152				0	152.00	- 152.00	= 0.00	
Matt M. Kearney	9397	54	174	151	141	156	448	172.72	- 174.02	= -1.30	448 - 522=-74
Andrew J. Kennedy	9459	77	122	158	144	126	428	123.59	- 122.84	= 0.74	428 - 366=62
Eric L. Kolar	650	3	216				0	216.67	- 216.67	= 0.00	
John L. Krotz	13123	75	174	163	187	151	501	174.67	- 174.97	= -0.31	501 - 522=-21
Larry L. Lambrecht	4097	24	170				0	170.71	- 170.71	= 0.00	
Dave Limbach	11347	66	171				0	171.92	- 171.92	= 0.00	
Chris Lopez	12271	75	163				0	163.61	- 163.61	= 0.00	
Richard L. Lopez	10148	66	153	128	153	177	458	153.71	- 153.76	= -0.05	458 - 459=-1
Kyle R. McCarty	12031	72	167	137	187	176	500	167.08	- 167.10	= -0.02	500 - 501=-1
Jason D. McCaslin	6629	48	138	102	150	130	382	137.47	- 138.10	= -0.63	382 - 414=-32
Jamie D. McCoy	6442	39	165				0	165.18	- 165.18	= 0.00	
Randall E. Purdy	7314	48	152	a122	a122	a122	366	152.38	- 152.38	= 0.00	
Jeff Rodriguez	8214	60	136	138	158	134	430	137.21	- 136.90	= 0.31	430 - 408=22
Mike Salpas	221		3bk102				0	73.67	- 73.67	= 0.00	
Jared J. Samuelson	986		6bk189				0	164.33	- 164.33	= 0.00	
Kevin J. Schroeder	12365	69	179	189	223	148	560	179.51	- 179.20	= 0.31	560 - 537=23
Richard M. Serr	12587	78	161	154	133	128	415	160.52	- 161.37	= -0.85	415 - 483=-68
Mike Slagle	12238	72	169				0	169.97	- 169.97	= 0.00	
Devon L. Smith	12962	73	177	152	247	205	604	178.50	- 177.56	= 0.94	604 - 531=73
Matt Spotanski	9265	75	123	133	100	115	348	123.24	- 123.53	= -0.29	348 - 369=-21
Chris Stepp	433	3	144				0	144.33	- 144.33	= 0.00	
Brian A. Stockman	4383	33	132	142	118	124	384	132.42	- 132.82	= -0.40	384 - 396=-12
Brian A. Stones	11074	63	175	149	225	153	527	175.77	- 175.78	= -0.01	527 - 525=2
Ivan D. Stones	152		1bk173				0	152.00	- 152.00	= 0.00	

Big Eight 2019-20

<u>Name</u>	<u>-----Old-----</u>		<u>Old</u>	<u>-1-</u>	<u>-2-</u>	<u>-3-</u>	<u>Total</u>	<u>---Average Change---</u>			<u>Weekly Over Avg</u>		
	<u>Pins</u>	<u>Games</u>	<u>Avg</u>					<u>New - Old</u>	<u>----></u>	<u>+/-</u>	<u>Series Avg +/-</u>		
Grant L. Van Pelt	7125	54	131				0	131.94	-	131.94	=	0.00	
Doug Vollmer	160		1bk158				0	160.00	-	160.00	=	0.00	
Austin M. Widman	4569	39	117	116	146	108	370	117.60	-	117.15	=	0.44	370 - 351=19
Logan M. Wirth	1035		5bk206				0	207.00	-	207.00	=	0.00	

Big Eight 2019-20

Friday 6:30 pm

Big Apple Fun Center

High Average Listing

<u>Name</u>	<u>True Average</u>	<u>Pins</u>	<u>Gms</u>	<u>To Raise Avg +1</u>	<u>To Drop Avg -1</u>
Eric L. Kolar	216.67	650	3	652	645
Dustin W. Graham	211.03	7597	36	671	631
Anthony A. Jenneman	210.33	631	3	635	628
Logan M. Wirth	207.00	1035	5	629	620
Mike J. Johnson	188.20	8469	45	603	554
Adam C. Bayne	181.18	7066	39	578	535
Brent A. Bayne	180.84	10308	57	552	491
Dalton L. Hollander	180.35	12444	69	588	515
Kevin J. Schroeder	179.51	12925	72	575	499
Devon L. Smith	178.50	13566	76	575	495
Brian A. Stones	175.77	11601	66	543	473
John L. Krotz	174.67	13624	78	551	469
Matt M. Kearney	172.72	9845	57	535	474
Dave Limbach	171.92	11347	66	521	451
Larry L. Lambrecht	170.71	4097	24	520	492
Mike Slagle	169.97	12238	72	512	436
Kyle R. McCarty	167.08	12531	75	573	494
Jamie D. McCoy	165.18	6442	39	530	487
Jared J. Samuelson	164.33	986	6	499	489
Chris Lopez	163.61	12271	75	521	442
Rich Hancock	162.82	8304	51	498	443
Andrew J. Becker	161.01	11593	72	557	481
Richard M. Serr	160.52	13002	81	522	437
Doug Vollmer	160.00	160	1	484	479
Richard L. Lopez	153.71	10606	69	482	409
Randall E. Purdy	152.38	7314	48	489	437
Aries W. Journey	152.00	1368	9	468	455
Ivan D. Stones	152.00	152	1	460	455
JD Einspahr	151.15	10883	72	517	441
Cody A. Bailey	151.00	906	6	462	452
Omar A. Jimenez	146.97	10582	72	443	367
Chris Stepp	144.33	433	3	437	430
Jimmie Greer Jr	139.83	9648	69	432	359
Jason D. McCaslin	137.47	7011	51	441	386
Jeff Rodriguez	137.21	8644	63	464	397
Brian A. Stockman	132.42	4767	36	420	380
Grant L. Van Pelt	131.94	7125	54	399	341
Gary Guetrauze	127.48	9561	75	423	344
Andrew J. Kennedy	123.59	9887	80	405	321
Matt Spotanski	123.24	9613	78	431	349
Austin M. Widman	117.60	4939	42	371	325
Mike Salpas	73.67	221	3	223	216

Big Eight 2019-20

Friday 6:30 pm

Big Apple Fun Center

Lanes 1 - 6

* Bowlers listed must have a minimum of 21 games.

Note: This report includes information through March 13 which is Week 27 of 27

Most Improved Averages

Name	True Average	Most Improved Avg	+/-	Name	True Average	Most Improved Avg	+/-
Stones, Brian A.	175.77	159	+16.77	Slagle, Mike	169.97	167	+2.97
Greer Jr, Jimmie	139.83	125	+14.83	Purdy, Randall E.	152.38	150	+2.38
Einspahr, JD	151.15	139	+12.15	Spotanski, Matt	123.24	121	+2.24
Schroeder, Kevin J.	179.51	168	+11.51	Graham, Dustin W.	211.03	209	+2.03
Lopez, Richard L.	153.71	146	+7.71	Lambrecht, Larry L.	170.71	169	+1.71
Widman, Austin M.	117.60	110	+7.60	Krotz, John L.	174.67	173	+1.67
Smith, Devon L.	178.50	172	+6.50	Kennedy, Andrew J.	123.59	122	+1.59
Becker, Andrew J.	161.01	155	+6.01	Serr, Richard M.	160.52	159	+1.52
Hancock, Rich	162.82	157	+5.82	Guetrauze, Gary	127.48	126	+1.48
Limbach, Dave	171.92	167	+4.92	McCarty, Kyle R.	167.08	166	+1.08
McCaslin, Jason D.	137.47	133	+4.47	Jimenez, Omar A.	146.97	146	+0.97
Rodriguez, Jeff	137.21	133	+4.21	Van Pelt, Grant L.	131.94	133	-1.06
Bayne, Brent A.	180.84	177	+3.84	Stockman, Brian A.	132.42	134	-1.58
Kearney, Matt M.	172.72	169	+3.72	Bayne, Adam C.	181.18	183	-1.82
Johnson, Mike J.	188.20	185	+3.20	Lopez, Chris	163.61	166	-2.39
McCoy, Jamie D.	165.18	162	+3.18	Hollander, Dalton L.	180.35	183	-2.65

Big Eight 2019-20

Friday 6:30 pm

Big Apple Fun Center

Most Pins Over Average

Name	-----Old-----		Old					---Average Change---			Weekly Over Avg
	Pins	Games	Avg	-1-	-2-	-3-	Total	New - Old	----> +/-	Series Avg +/-	
Devon L. Smith	12962	73	177	152	247	205	604	178.50	- 177.56	= 0.94	604 - 531=73
Rich Hancock	7754	48	161	162	188	200	550	162.82	- 161.54	= 1.28	550 - 483=67
Andrew J. Kennedy	9459	77	122	158	144	126	428	123.59	- 122.84	= 0.74	428 - 366=62
Kevin J. Schroeder	12365	69	179	189	223	148	560	179.51	- 179.20	= 0.31	560 - 537=23
Jeff Rodriguez	8214	60	136	138	158	134	430	137.21	- 136.90	= 0.31	430 - 408=22
Austin M. Widman	4569	39	117	116	146	108	370	117.60	- 117.15	= 0.44	370 - 351=19
Brian A. Stones	11074	63	175	149	225	153	527	175.77	- 175.78	= -0.01	527 - 525=2
Richard L. Lopez	10148	66	153	128	153	177	458	153.71	- 153.76	= -0.05	458 - 459=-1
Kyle R. McCarty	12031	72	167	137	187	176	500	167.08	- 167.10	= -0.02	500 - 501=-1
Brent A. Bayne	9776	54	181	199	118	215	532	180.84	- 181.04	= -0.19	532 - 543=-11
Brian A. Stockman	4383	33	132	142	118	124	384	132.42	- 132.82	= -0.40	384 - 396=-12
John L. Krotz	13123	75	174	163	187	151	501	174.67	- 174.97	= -0.31	501 - 522=-21
Matt Spotanski	9265	75	123	133	100	115	348	123.24	- 123.53	= -0.29	348 - 369=-21
Jason D. McCaslin	6629	48	138	102	150	130	382	137.47	- 138.10	= -0.63	382 - 414=-32
Andrew J. Becker	11146	69	161	131	134	182	447	161.01	- 161.54	= -0.52	447 - 483=-36
JD Einspahr	10471	69	151	140	131	141	412	151.15	- 151.75	= -0.60	412 - 453=-41
Gary Guetrauze	9238	72	128	106	120	97	323	127.48	- 128.31	= -0.83	323 - 384=-61
Richard M. Serr	12587	78	161	154	133	128	415	160.52	- 161.37	= -0.85	415 - 483=-68
Matt M. Kearney	9397	54	174	151	141	156	448	172.72	- 174.02	= -1.30	448 - 522=-74

Big Eight 2019-20

Friday 6:30 pm

Big Apple Fun Center

Alphabetic League Bowler Contact List

USBC							Bowling	
ID Number	Name	Avg	Gms	Phone	Phone	E-mail	Hand	Sex
17-76246	Bailey, Cody A.	bk123	6	(308)224-5527	() - -		R	M
1494-2463	Bayne, Adam C.	181	39	(308)293-8409	() - -	daddybarnyard@gmail.com	R	M
1494-2449	Bayne, Brent A.	180	57	(308)240-0075	() - -	bbayne83@gmail.com	R	M
1494-3148	Becker, Andrew J.	161	72	(308)240-0256	() - -	a.becker1919@gmail.com	R	M
1494-2981	Einspahr, JD	151	72	(308)234-5869	() - -	samparfi7377@hotmail.com	R	M
1494-2616	Graham, Dustin W.	211	36	(402)760-2000	() - -		R	M
1494-2928	Greer Jr, Jimmie	139	69	(308)708-8550	() - -	mayajimmie@hotmail.com	R	M
1494-2329	Guettrauze, Gary	127	75	(308)233-2009	() - -	guettrauze@gmail.com	R	M
1494-2387	Hancock, Rich	162	51	(308)440-5229	() - -	richardhancock@charter.net	R	M
11-388265	Hollander, Dalton L.	180	69	(308)627-0055	() - -	dalhollander@gmail.com	R	M
16-160545	Jenneman, Anthony A.	210	3	(308)383-8313	() - -	jennemananthony@gmail.com	L	M
10-657320	Jimenez, Omar A.	146	72	(308)383-9792	() - -		R	M
1494-3060	Johnson, Mike J.	188	45	(308)293-9595	() - -	crazeyer@gmail.com	R	M
11-750023	Journey, Aries W.	152	9	(308)224-9045	() - -		R	M
1494-3135	Kearney, Matt M.	172	57	(308)440-5368	(308)325-4320	thomasmatthewkearney@gmail.com	R	M
9726-4222	Kennedy, Andrew J.	123	80	(308)930-0221	() - -	akennedy5445@gmail.com	R	M
1486-3586	Kolar, Eric L.	216	3	(308)750-3589	() - -		R	M
1494-2625	Krotz, John L.	174	78	(308)440-9799	() - -	jlkrotz@yahoo.com	R	M
8185-448	Lambrecht, Larry L.	170	24	(308)708-1600	() - -		R	M
1494-565	Limbach, Dave	171	66	(308)224-9763	() - -	davjlimbach@aol.com	R	M
1494-2660	Lopez, Chris	163	75	(308)293-4589	() - -	marriedlopezman_0@hotmail.com	R	M
1494-252	Lopez, Richard L.	153	69	(308)237-3804	(308)293-3289	riopz51@gmail.com	R	M
9726-4123	McCarty, Kyle R.	167	75	(308)750-1605	() - -	kylemccarty84@hotmail.com	R	M
8793-1511	McCaslin, Jason D.	137	51	(308)240-0614	() - -	bbgmccaslin@gmail.com	R	M
1494-2996	McCoy, Jamie D.	165	39	(308)455-7678	() - -		R	M
1494-2728	Purdy, Randall E.	152	48	(308)627-5803	() - -	repurdy@gmail.com	R	M
1494-3077	Rodriguez, Jeff	137	63	(308)930-7882	() - -		R	M
1494-2381	Salpas, Mike	bk102	3	(308)383-9591	() - -		R	M
6201-21	Samuelson, Jared J.	bk189	6	(308)233-1018	() - -	samuelsonjj@gmail.com	R	M
1494-2553	Schroeder, Kevin J.	179	72	(308)627-5064	() - -	kschroeder21@hotmail.com	R	M
1494-2455	Serr, Richard M.	160	81	(308)440-0152	() - -	rserr@charter.net	R	M
1494-2941	Slagle, Mike	169	72	(308)455-7447	() - -	mikeslagle44@gmail.com	R	M
6201-129	Smith, Devon L.	178	76	(308)440-7744	() - -	devons99@gmail.com	L	M
18-1927	Spotanski, Matt	123	78	(308)730-0556	() - -	spotanskimj@hotmail.com	R	M
8966-4246	Stepp, Chris	144	3	(308)391-2619	() - -	cover.n.paint@gmail.com	R	M
1494-3233	Stockman, Brian A.	132	36	(308)293-5943	() - -		R	M
1494-2362	Stones, Brian A.	175	66	(308)238-8010	() - -	stonesb21@hotmail.com	R	M
1494-6	Stones, Ivan D.	bk173	1	(308)234-4231	(308)440-3258	stonivad@charter.net	R	M
1494-3222	Van Pelt, Grant L.	131	54	(402)206-3460	() - -		R	M
1494-1939	Vollmer, Doug	bk158	1	(308)440-4198	() - -	vollmerdouglas@yahoo.com	R	M
9726-4232	Widman, Austin M.	117	42	(308)293-8906	() - -		R	M
6201-92	Wirth, Logan M.	bk206	5	(308)233-3915	() - -		R	M

Big Eight 2019-20

Big Apple Fun Center

This report is for scores bowled March 13 which is Week 27 of 27

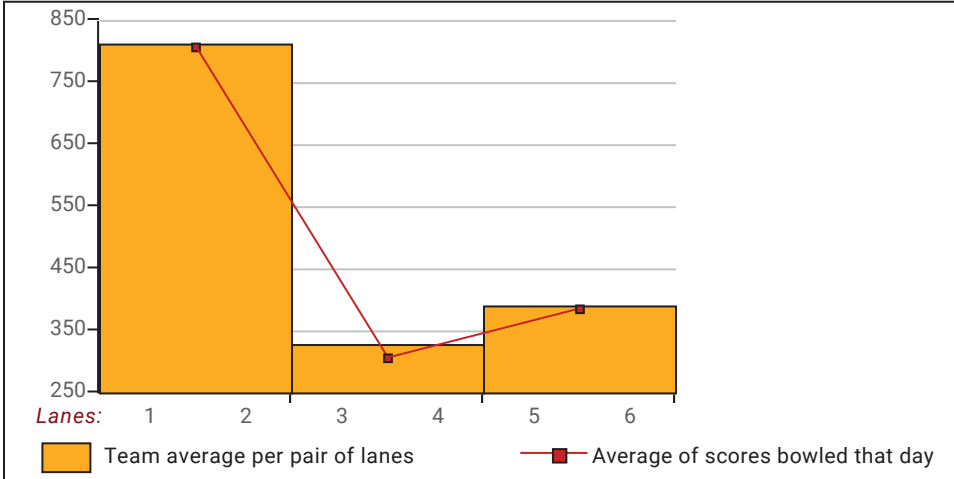
This Week's Statistics: Lefties vs Righties

Unless designated left handed, bowlers are considered right handed.

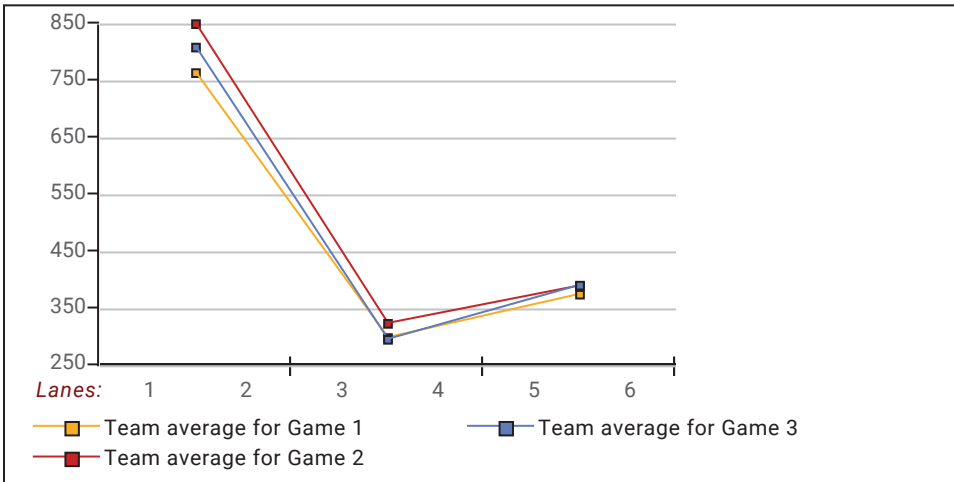
	Over All	Right	Left
How many people bowled	19	18	1
Number of games bowled	57	54	3
Actual average of week's scores	151.21	148.43	201.33
How many games above average	24	22	2
How many games below average	32	31	1
Pins above/below average per game	-1.95	-3.41	24.33
How many people raised average	6	5	1
by this amount	0.67	0.62	0.94
How many people went down	13	13	--
by this amount	-0.46	-0.46	0.00
League average before bowling	153.65	152.32	177.56
League average after bowling	153.54	152.16	178.50
Change in league average	-0.10	-0.16	0.94
800s	--	--	--
775s	--	--	--
750s	--	--	--
725s	--	--	--
700s	--	--	--
675s	--	--	--
650s	--	--	--
625s	--	--	--
600s	1	--	1
575s	--	--	--
550s	2	2	--
525s	2	2	--
500s	2	2	--
475s	--	--	--
450s	1	1	--
425s	4	4	--
400s	2	2	--
below 400	5	5	--
300s	--	--	--
275s	--	--	--
250s	--	--	--
225s	2	1	1
200s	4	3	1
175s	8	8	--
150s	12	11	1
125s	20	20	--
100s	10	10	--
below 100	1	1	--

This report is for scores bowled March 13 which is Week 27 of 27

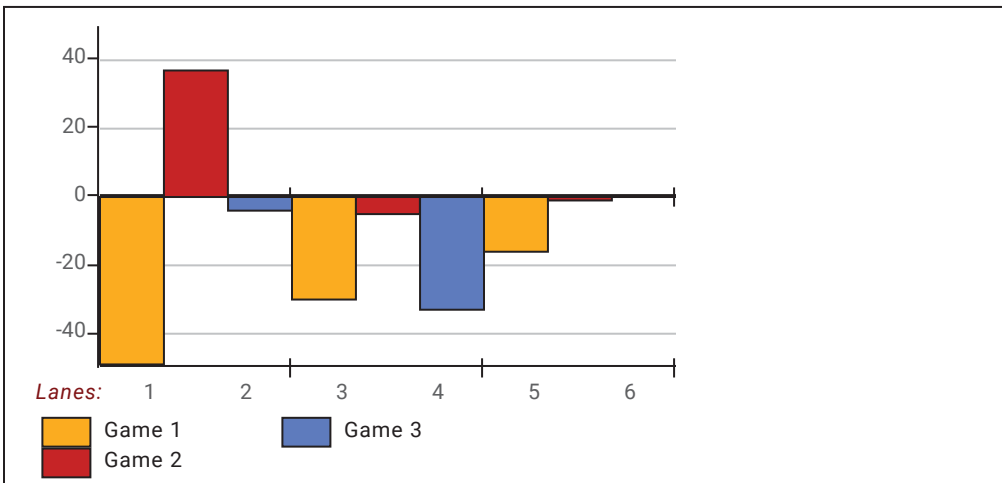
Team Average vs Avg of Scores



Average of Scores for Each Game

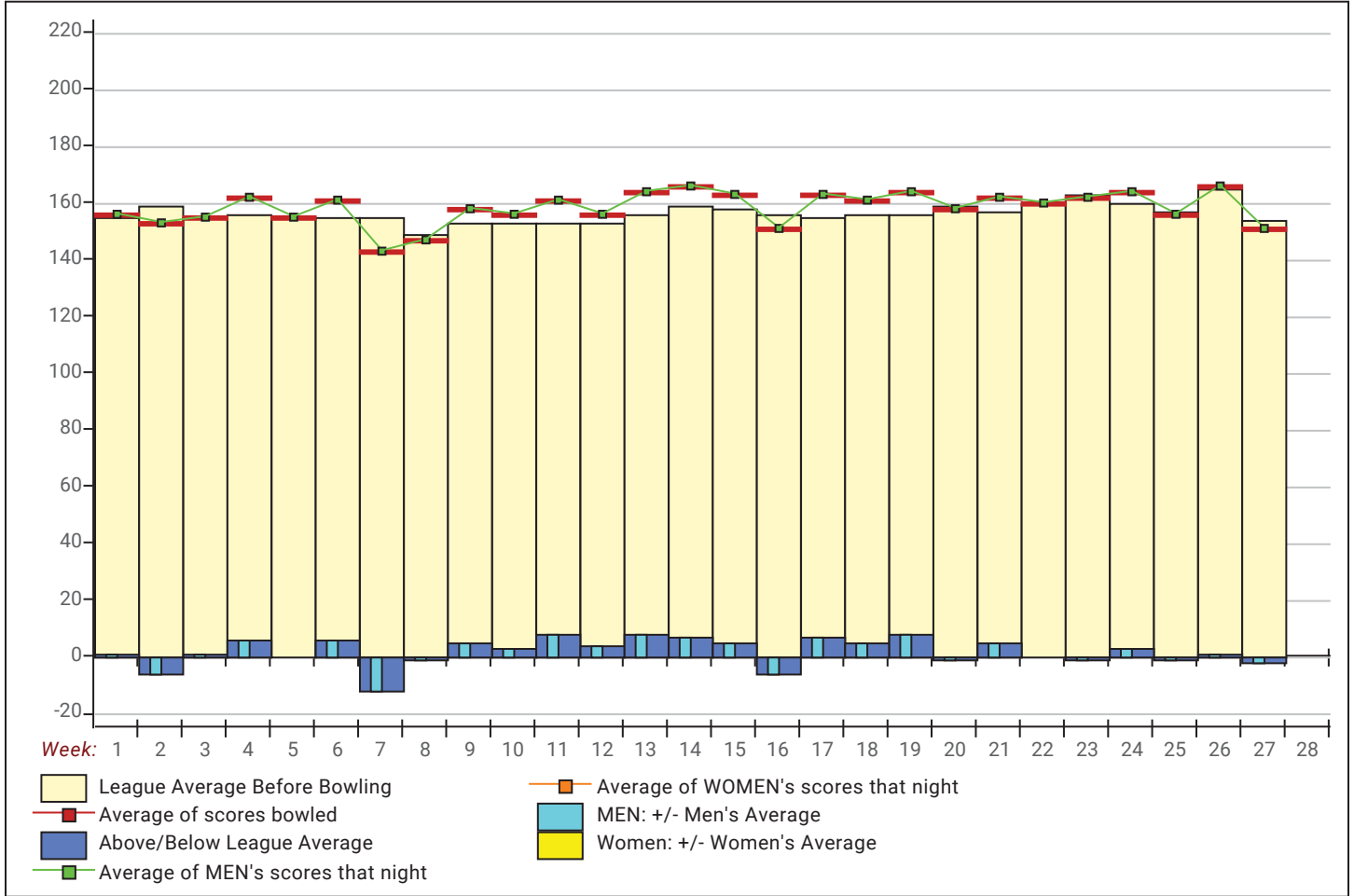


Amount Over/Under Team Average



This report is for scores bowled March 13 which is Week 27 of 27

League Average Week-by-Week



League Average Statistics for Last Week

	League	Right Hand	Left Hand
League Average Before Bowling	153.65	152.32	177.56
Average of scores bowled that night	151.21	148.43	201.33
New League Average After Bowling	153.54	152.16	178.50
Change in League Average	-.10	-.16	.94
People Who Bowled Over Average	6	5	1
People Who Bowled Under Average	13	13	
Average Amount of Series Over Avg	44.33	38.60	73.00
Average Amount of Series Under Avg	-29.00	-29.00	
Difference Avg, NiteAvg	-1.95	-3.41	24.33
Number of Bowlers	19	18	1
Number of Games Bowled	57	54	3
People Who Raised Their Average	6	5	1
Raised By an Average of This Amount	.67	.62	.94
People Who Lowered Their Average	13	13	
Lowered By an Average of This Amou	-.46	-.46	
Number of Games Bowled Over Avera	24	22	2
Number of Games Bowled Under Avera	32	31	1

Note: Averages are based only on people who bowled.

Press Release -- 4/24/2020

3/13/2020 Week 27 of 27

Big Eight 2019-20

Friday 6:30 pm

Big Apple Fun Center

Lanes 1 - 6

Team Standings

Place	Team Name	Avg p/gm	Points Won	Points Lost	Year-To-Date WON	Y-T-D LOST
1	Walter's Electric	870	75	45	165	105
2	JD's Bar	797	70½	49½	154	116
3	Green Line Equipment	673	69½	50½	144	126
4	Affirmative Action	789	59½	50½	149½	110½
5	John's Auto Body	820	63½	56½	155½	114½
6	Bye Team		16	104	36	234

**** Teams appear out of order because standings are determined by percentage of wins to losses, NOT total points**

***** Although not shown, standings are determined by points only for the current part**

Last Week's Top Scores

Scratch Game		Scratch Series		Handicap Game		Handicap Series	
247	Devon Smith	604	Devon Smith	280	Devon Smith	703	Devon Smith
225	Brian Stones	560	Kevin Schroeder	260	Brian Stones	697	Rich Hancock
223	Kevin Schroeder	550	Rich Hancock	254	Kevin Schroeder	692	Andrew Kennedy
215	Brent Bayne	532	Brent Bayne	249	Rich Hancock	653	Kevin Schroeder
200	Rich Hancock	527	Brian Stones	246	Andrew Kennedy	652	Jeff Rodriguez
187	Kyle McCarty	501	John Krotz	244	Brent Bayne	649	Austin Widman
187	John Krotz	500	Kyle McCarty	239	Austin Widman	632	Brian Stones
182	Andrew Becker	458	Richard Lopez	234	Richard Lopez	629	Richard Lopez
177	Richard Lopez	448	Matt Kearney	232	Jeff Rodriguez	629	Kyle McCarty
158	Jeff Rodriguez	447	Andrew Becker	231	Andrew Becker	619	Brent Bayne
158	Andrew Kennedy						