

Thursday 6:30 pm

Big Apple Fun Center

Lanes 9 - 18

President: Ray Lee (308)647-5382 is on Lane 10 Vice President: Bobby Turner Jr (308)440-1799 is on Lane 16

Secretary/Treasurer: Gary Hatcher (308)238-3914 is on Lane 16

Team Standings

Place	#	Team Name	Points Won	Points Lost	%Won	Pins + HDCP	Scratch Pins	Ave p/gm	Year-To-Date WON	Y-T-D LOST	Y-T-D % WON
1	3	Lucky Duck	247 ½	152 ½	61.9	32495	28754	958	247 ½	152 ½	61.9
2	8	O'Brien-Straatmann-Redinger	236	164	59.0	32772	23223	774	236	164	59.0
3	2	Rasmussen Drywall	232 ½	167 ½	58.1	32407	24043	801	232 ½	167 ½	58.1
4	5	Coors Light/Turner's Body Sho	219	181	54.8	31986	26142	871	219	181	54.8
5	10	Bud Light	214	186	53.5	32389	27592	919	214	186	53.5
6	7	Pat's Plumbing	201 ½	198 ½	50.4	32340	27285	909	201 ½	198 ½	50.4
7	1	Bone Yard	191 ½	208 ½	47.9	32238	23700	790	191 ½	208 ½	47.9
8	4	Belschners	179 ½	220 ½	44.9	32202	24108	803	179 ½	220 ½	44.9
9	9	Impact Bowlers	165 ½	234 ½	41.4	32104	24611	820	165 ½	234 ½	41.4
10	6	Northgate Veterinary Clinic	113	287	28.3	32051	25838	861	113	287	28.3

Review of Last Week's Bowling.....

Lanes	Team Name	HDCP -1-	HDCP -2-	HDCP -3-	HDCP Total	Last Wk WON		Team Name	HDCP -1-	HDCP -2-	HDCP -3-	HDCP Total	Last Wk WON
9-10	O'Brien-Straatmann-R	1021	1145	1157	3323	14	<--->	Lucky Duck	1092	1155	1118	3365	26
11-12	Coors Light/Turner's	1049	1024	1055	3128	10	<--->	Rasmussen Drywall	1182	1152	1051	3385	30
13-14	Bud Light	1111	1145	1073	3329	21	<--->	Bone Yard	1153	1026	1099	3278	19
15-16	Belschners	1044	1046	992	3082	8	<--->	Pat's Plumbing	1108	1096	1018	3222	32
17-18	Impact Bowlers	1083	1120	1074	3277	16 ½	<--->	Northgate Veterinary	1121	1041	1115	3277	23 ½

Lane Assignments

	9-10	11-12	13-14	15-16	17-18
Wk11 11/15	4-3	10-9	2-1	6-5	8-7
HD1 11/22	Thanksgiving No bowling				
Wk12 11/29	6-1	4-8	3-7	9-2	10-5
Wk13 12/06	8-9	7-6	5-4	1-10	2-3

Last Week's Top Scores

Team Scratch Game	Team Scratch Series	Team Handicap Game	Team Handicap Series
1032 Lucky Duck	2996 Lucky Duck	1182 Rasmussen Drywall	3385 Rasmussen Drywall
951 Bud Light	2747 Bud Light	1157 O'Brien-Straatmann-Reding	3365 Lucky Duck
941 Pat's Plumbing	2721 Pat's Plumbing	1155 Lucky Duck	3329 Bud Light
904 Northgate Veterinary Clinic	2626 Northgate Veterinary Clinic	1153 Bone Yard	3323 O'Brien-Straatman
890 Rasmussen Drywall	2591 Coors Light/Turner's Body	1145 Bud Light	3278 Bone Yard
876 Coors Light/Turner's Body	2509 Rasmussen Drywall	1121 Northgate Veterinary Clinic	3277 Northgate Veterina
867 Bone Yard	2498 Impact Bowlers	1120 Impact Bowlers	3277 Impact Bowlers
867 Impact Bowlers	2420 Bone Yard	1108 Pat's Plumbing	3222 Pat's Plumbing
856 O'Brien-Straatmann-Reding	2420 O'Brien-Straatmann-Reding	1055 Coors Light/Turner's Body	3128 Coors Light/Turner'
788 Belschners	2308 Belschners	1046 Belschners	3082 Belschners
Scratch Game	Scratch Series	Handicap Game	Handicap Series
265 Doug Houtz	704 Chuck Brisbin	300 Doug Houtz	812 Doug Houtz
258 Bruce Hatcher	677 Doug Houtz	273 Bruce Hatcher	746 Chuck Brisbin
245 Chuck Brisbin	640 Dustin Graham	270 Mike Johnson	724 Steve Thayer
238 Mike Johnson	624 Logan Wirth	269 Steve Thayer	705 Jerry Schmitz
233 Tab Eastberg	618 Bruce Hatcher	261 Bobby Turner Jr	702 Johnny Nikkila
230 Pat Garrelts	603 Tab Eastberg	261 Gary Hatcher	702 Bob Verbeck
227 Logan Wirth	591 Mike Johnson	261 Ivan Stones	699 Vern Brickner
226 Gary Hatcher	591 Pat Garrelts	259 Chuck Brisbin	692 Merlyn Jacobsen
224 Randy Bauer	588 Jerry Schmitz	258 Randy Bauer	688 Jerry Fisher
222 Dustin Graham	584 Merlyn Jacobsen	258 Johnny Nikkila	687 Mike Johnson
		258 Pat Garrelts	

Season High Scores

Team Scratch Game		Team Scratch Series		Team Handicap Game		Team Handicap Series	
1127	Lucky Duck	3096	Bud Light	1259	Lucky Duck	3534	Bud Light
1104	Bud Light	3078	Lucky Duck	1250	Bud Light	3493	Belschners
1064	Coors Light/Turner's Body	2917	Pat's Plumbing	1219	Coors Light/Turner's Body	3474	Lucky Duck
1026	Pat's Plumbing	2799	Coors Light/Turner's Body	1210	Belschners	3414	O'Brien-Straatman
1011	Northgate Veterinary Clinic	2711	Northgate Veterinary Clinic	1210	Northgate Veterinary Clinic	3413	Pat's Plumbing
936	Belschners	2671	Belschners	1203	Bone Yard	3407	Rasmussen Drywall
924	Impact Bowlers	2576	Impact Bowlers	1200	Pat's Plumbing	3352	Bone Yard
911	Bone Yard	2537	Rasmussen Drywall	1194	Impact Bowlers	3345	Impact Bowlers
890	Rasmussen Drywall	2490	O'Brien-Straatmann-Reding	1188	O'Brien-Straatmann-Reding	3337	Coors Light/Turner'
880	O'Brien-Straatmann-Reding	2476	Bone Yard	1182	Rasmussen Drywall	3305	Northgate Veterina
Scratch Game		Scratch Series		Handicap Game		Handicap Series	
279	Dustin Graham	718	Dustin Graham	300	Vincent Mulroney	812	Doug Houtz
268	Eric Behrendt	704	Chuck Brisbin	300	Doug Houtz	794	Vincent Mulroney
265	Vincent Mulroney	697	Todd Mathews	297	Dirk Yonkers	780	Brandon Baird
265	Doug Houtz	677	Doug Houtz	294	Matt Kearney	774	Todd Cline
263	Todd Mathews	675	Jason White	289	Eric Behrendt	765	Dirk Yonkers
258	Bruce Hatcher	669	Todd Cline	288	Larry Harrington	765	Merlyn Jacobsen
257	Jason White	663	Eric Behrendt	284	Brandon Baird	759	Dan Jeffryes
247	Dirk Yonkers	661	Logan Wirth	280	Scott Frauen	751	Jerry Schmitz
246	Chuck Brisbin	661	Jerred Johnson	279	Dustin Graham	749	Mike Dowd
246	Logan Wirth	655	Tab Eastberg	278	Darrin Karsten	749	Pat Garrelts
246	Larry Giddings			278	Larry Giddings		

Team Rosters

1 - Bone Yard

Name	Ave	HDCP	Pins	Gms	Points Won	High Game	High Sers	HDCP Game	HDCP Sers	Most Improved Ave +/-	To Raise Avg +1	To Drop Avg -1	Weekly Over Ave Series Ave +/-
Steve Thayer	118	97	3547	30	23.0	169	424	269	724	115 +3.23	380	346	424 - 345=79
Mike Dowd	143	72	4304	30	24.0	178	518	259	749	142 +1.47	448	414	379 - 435=-56
Matt Kearney	160	55	4816	30	10.0	242	570	294	726	162 -1.47	497	463	468 - 483=-15
Mike Johnson	184	31	5543	30	24.0	238	626	270	716	188 -3.23	562	528	591 - 549=42
Greg Pettit	185	30	5009	27	12.5	230	646	247	682	188 -2.48	571	540	558 - 555=3
Kyle McCarty	160	55	481	3	3.0	172	481	227	646		485	478	

2 - Rasmussen Drywall

Name	Ave	HDCP	Pins	Gms	Points Won	High Game	High Sers	HDCP Game	HDCP Sers	Most Improved Ave +/-	To Raise Avg +1	To Drop Avg -1	Weekly Over Ave Series Ave +/-
Chuck Morse	162	53	4382	27	22.0	200	523	256	691	159 +3.30	508	477	
Bob Verbeck	163	52	4895	30	18.5	207	568	263	736	163 +0.17	517	483	540 - 483=57
Russ Zink	160	55	4820	30	26.0	200	513	259	696	160 +0.67	493	459	513 - 477=36
Dan Jeffryes	147	68	3537	24	19.0	198	534	273	759	146 +1.38	459	431	468 - 438=30
Bob Komonce	168	47	5058	30	15.5	216	547	261	672	171 -2.40	519	485	516 - 504=12

3 - Lucky Duck

Name	Ave	HDCP	Pins	Gms	Points Won	High Game	High Sers	HDCP Game	HDCP Sers	Most Improved Ave +/-	To Raise Avg +1	To Drop Avg -1	Weekly Over Ave Series Ave +/-
Larry Giddings	185	30	3335	18	16.0	246	636	278	732		571	549	
Randy Bauer	183	32	3843	21	14.0	224	581	258	679	183 0.00	573	548	577 - 543=34
Darrin Karsten	175	40	3166	18	8.0	235	588	278	715		530	508	508 - 531=-23
Logan Wirth	199	16	5399	27	25.0	246	661	272	721	195 +4.96	601	570	624 - 594=30
Chuck Brisbin	205	10	4940	24	19.5	246	704	259	746	201 +4.83	622	594	704 - 603=101
Ray Lee	bk155	60	917	6	5.0	185	473	245	653		460	450	
Jerred Johnson	195	20	4685	24	15.0	235	661	255	721	195 +0.21	607	579	583 - 585=-2
Todd Mathews	223	0	2015	9	12.0	263	697	270	718		673	660	

4 - Belschners

Name	Ave	HDCP	Pins	Gms	Points Won	High Game	High Sers	HDCP Game	HDCP Sers	Most Improved Ave +/-	To Raise Avg +1	To Drop Avg -1	Weekly Over Ave Series Ave +/-
Scott Frauen	137	78	4113	30	14.0	201	470	280	710	135 +2.10	441	407	382 - 414=-32
Jerry Fisher	140	75	3368	24	12.0	178	458	255	695	138 +2.33	439	411	457 - 414=43
Dirk Yonkers	169	46	4588	27	17.0	247	592	297	765	173 -3.07	512	481	425 - 519=-94
Mark Yonkers	182	33	4932	27	11.5	235	587	263	671	185 -2.33	558	527	479 - 555=-76
Keith Smith	183	32	5518	30	26.0	241	632	276	737	177 +6.93	554	520	565 - 549=16
EJ Jackson	132	83	1589	12	9.0	165	414	256	687		406	390	

5 - Coors Light/Turner's Body Sho

Name	Ave	HDCP	Pins	Gms	Points	High	High	HDCP	HDCP	Most Improved		To Raise	To Drop	Weekly Over Ave
					Won	Game	Sers	Game	Sers	Ave	+/-	Avg +1	Avg -1	Series Ave +/-
Eric Behrendt	193	22	4058	21	12.5	268	663	289	726	193	+0.24	598	573	530 - 588=-58
Larry Harrington	172	43	5167	30	19.5	245	586	288	706	172	+0.23	542	508	484 - 519=-35
Bobby Turner Jr	169	46	4564	27	14.0	214	526	261	673	167	+2.04	536	505	524 - 504=20
Jeremy Sklenar	177	38	4803	27	21.0	236	596	262	707	180	-2.11	537	506	491 - 537=-46
Gary Hatcher	181	34	4892	27	24.0	226	583	261	703	178	+3.19	568	537	562 - 540=22
Kirk Kossman	151	64	2720	18	9.0	188	486	249	677			472	450	479 - 447=32
Bill Kirkland	bk147	68	417	3	3.0	158	417	226	621			423	416	

6 - Northgate Veterinary Clinic

Name	Ave	HDCP	Pins	Gms	Points	High	High	HDCP	HDCP	Most Improved		To Raise	To Drop	Weekly Over Ave
					Won	Game	Sers	Game	Sers	Ave	+/-	Avg +1	Avg -1	Series Ave +/-
Dick Rich	162	53	4378	27	9.0	208	531	258	675	165	-2.85	512	481	442 - 492=-50
Bruce Hatcher	200	15	4819	24	10.0	258	651	273	687	200	+0.79	608	580	618 - 600=18
Johnny Nikkila	167	48	4522	27	11.5	223	591	259	714	165	+2.48	518	487	552 - 495=57
Ivan Stones	168	47	4555	27	17.0	214	562	264	707	166	+2.70	515	484	521 - 504=17
Kenny Stryker	161	54	2909	18	10.0	211	520	266	675			493	471	493 - 483=10
Randy Stones	164	51	2958	18	12.0	205	540	264	717			507	485	
Allen Stones	183	32	1101	6	3.0	217	553	248	646			555	545	

7 - Pat's Plumbing

Name	Ave	HDCP	Pins	Gms	Points	High	High	HDCP	HDCP	Most Improved		To Raise	To Drop	Weekly Over Ave
					Won	Game	Sers	Game	Sers	Ave	+/-	Avg +1	Avg -1	Series Ave +/-
Todd Cline	185	30	4997	27	23.5	234	669	271	774	178	+7.07	583	552	
Scott Orcutt	174	41	4182	24	13.0	210	577	253	706	173	+1.25	543	515	
Pat Garrelts	188	27	5102	27	18.0	230	650	258	749	191	-2.04	568	537	591 - 561=30
Tab Eastberg	193	22	4647	24	15.0	244	655	269	730	192	+1.63	591	563	603 - 576=27
Jerry Schmitz	178	37	4820	27	19.0	223	619	264	751	177	+1.52	550	519	588 - 528=60
Josh Garrelts	170	45	3063	18	8.0	228	588	276	732			528	506	465 - 519=-54

8 - O'Brien-Stratmann-Redinger

Name	Ave	HDCP	Pins	Gms	Points	High	High	HDCP	HDCP	Most Improved		To Raise	To Drop	Weekly Over Ave
					Won	Game	Sers	Game	Sers	Ave	+/-	Avg +1	Avg -1	Series Ave +/-
Vern Brickner	130	85	3517	27	21.5	170	439	263	721	127	+3.26	413	382	438 - 384=54
Brandon Baird	163	52	4918	30	29.0	223	594	284	780	159	+4.93	494	460	498 - 489=9
Bob Cherry	157	58	4731	30	24.0	185	539	244	716	159	-1.30	483	449	464 - 474=-10
Ivan Bombeck	148	67	4018	27	20.0	197	473	269	681	149	-0.19	452	421	459 - 444=15
Jason Pedersen	178	37	4815	27	14.5	221	581	257	692	175	+3.33	555	524	561 - 531=30
Marvin Miller	136	79	1224	9	7.0	156	433	235	670			420	407	

9 - Impact Bowlers

Name	Ave	HDCP	Pins	Gms	Points	High	High	HDCP	HDCP	Most Improved		To Raise	To Drop	Weekly Over Ave
					Won	Game	Sers	Game	Sers	Ave	+/-	Avg +1	Avg -1	Series Ave +/-
Greg Fuestman	165	50	4967	30	18.0	204	561	254	711	166	-0.43	511	477	459 - 498=-39
Rock Pettit	144	71	3034	21	19.0	175	484	251	700	144	+0.48	446	421	404 - 438=-34
TC Callahan	158	57	4765	30	16.5	210	525	263	687	162	-3.17	482	448	500 - 471=29
Doug Houtz	176	39	4767	27	17.5	265	677	300	812	169	+7.56	543	512	677 - 510=167
Vincent Mulrone	171	44	5145	30	13.0	265	644	300	794	172	-0.50	531	497	458 - 519=-61
Eric Zikmund	178	37	1072	6	6.0	200	541	235	646			539	529	
Dave Frick	bk153	62	861	6	3.0	167	431	229	617			435	425	

10 - Bud Light

Name	Ave	HDCP	Pins	Gms	Points	High	High	HDCP	HDCP	Most Improved		To Raise	To Drop	Weekly Over Ave
					Won	Game	Sers	Game	Sers	Ave	+/-	Avg +1	Avg -1	Series Ave +/-
Merlyn Jacobsen	180	35	5420	30	19.5	235	654	272	765	179	+1.67	553	519	584 - 537=47
Donn Loy	168	47	3548	21	14.0	202	577	247	712	168	+0.95	508	483	498 - 507=-9
Ron Kramer	171	44	4111	24	18.0	211	563	262	716	169	+2.29	533	505	546 - 507=39
Tom Nickerson	165	50	4458	27	24.0	206	555	255	710	162	+3.11	522	491	
Dustin Graham	218	0	6553	30	21.5	279	718	279	718	216	+2.43	674	640	640 - 657=-17

Temporary Substitutes

Name	Ave	HDCP	Pins	Gms	Points Won	High Game	High Sers	HDCP Game	HDCP Sers	Most Improved Ave +/-	To Raise Avg +1	To Drop Avg -1	Weekly Over Ave Series Ave +/-
Noel Carnahan	bk128	87	454	3	3.0	167	454	254	715		458	451	
Jacob Garrelts	bk180	35	474	3		176	474	211	579		480	473	474 - 540=-66
Jeff Luth	bk149	66	931	6	5.5	182	472	248	670		473	463	472 - 447=25
Jason White	201	14	3619	18	11.0	257	675	258	701		623	601	

High Individual Match Points

29	Brandon Baird	26	Russ Zink	26	Keith Smith	25	Logan Wirth
24	Mike Dowd	24	Mike Johnson	24	Tom Nickerson	24	Gary Hatcher
24	Bob Cherry	23.5	Todd Cline	23	Steve Thayer	22	Chuck Morse
21.5	Vern Brickner	21.5	Dustin Graham	21	Jeremy Sklenar	20	Ivan Bombeck

Individual High Averages

218.43	Dustin Graham	205.83	Chuck Brisbin	200.79	Bruce Hatcher	199.96	Logan Wirth
195.21	Jerred Johnson	193.63	Tab Eastberg	193.24	Eric Behrendt	188.96	Pat Garrelts
185.52	Greg Pettit	185.07	Todd Cline	184.77	Mike Johnson	183.93	Keith Smith
183.00	Randy Bauer	182.67	Mark Yonkers	181.19	Gary Hatcher	180.67	Merlyn Jacobsen

Most Improved Average

169	to	176.56	=	+7.56	Doug Houtz	178	to	185.07	=	+7.07	Todd Cline
177	to	183.93	=	+6.93	Keith Smith	195	to	199.96	=	+4.96	Logan Wirth
159	to	163.93	=	+4.93	Brandon Baird	201	to	205.83	=	+4.83	Chuck Brisbin
175	to	178.33	=	+3.33	Jason Pedersen	159	to	162.30	=	+3.30	Chuck Morse
127	to	130.26	=	+3.26	Vern Brickner	115	to	118.23	=	+3.23	Steve Thayer

Most Un-Improved Averages

188	to	184.77	=	-3.23	Mike Johnson	162	to	158.83	=	-3.17	TC Callahan
173	to	169.93	=	-3.07	Dirk Yonkers	165	to	162.15	=	-2.85	Dick Rich
188	to	185.52	=	-2.48	Greg Pettit	171	to	168.60	=	-2.40	Bob Komonce
185	to	182.67	=	-2.33	Mark Yonkers	180	to	177.89	=	-2.11	Jeremy Sklenar
191	to	188.96	=	-2.04	Pat Garrelts	162	to	160.53	=	-1.47	Matt Kearney

Big Apple Fun Center Reprint of Scores -- Week 10

Lane 9 8 - O'Brien-Straatmann-Redinger Week 10 11/8/2018

Name	Old Ave	Old HDCP	-1-	-2-	-3-	Total	HDCP Total
Vern T. Brickner	128	87	140	170	128	438	699
Brandon L. Baird	163	52	153	157	188	498	654
Bob Cherry	158	57	145	139	180	464	635
Ivan K. Bombeck	148	67	122	166	171	459	660
Jason O. Pedersen	177	38	160	212	189	561	675
			====	====	====	====	====
Scratch Total			720	844	856	2420	2420
Handicap			301	301	301		903
Total			1021	1145	1157	2420	3323
Team Points Won			0.0	0.0	5.0	5.0	5.0
Match Points Won			2.0	2.0	3.0	9.0	9.0
Total Points Won			2.0	2.0	8.0	14.0	14.0

Lane 10 3 - Lucky Duck Week 10 11/8/2018

Name	Old Ave	Old HDCP	-1-	-2-	-3-	Total	HDCP Total
Darrin W. Karsten	177	38	158	201	149	508	622
Randy J. Bauer	181	34	224	189	164	577	679
Logan M. Wirth	198	17	170	227	227	624	675
Jerred J. Johnson	195	20	202	170	211	583	643
Chuck M. Brisbin	201	14	215	245	244	704	746
			====	====	====	====	====
Scratch Total			969	1032	995	2996	2996
Handicap			123	123	123		369
Total			1092	1155	1118	2996	3365
Team Points Won			5.0	5.0	0.0	15.0	15.0
Match Points Won			3.0	3.0	2.0	11.0	11.0
Total Points Won			8.0	8.0	2.0	26.0	26.0

Lane 11 5 - Coors Light/Turner's Body Sho Week 10 11/8/2018

Name	Old Ave	Old HDCP	-1-	-2-	-3-	Total	HDCP Total
Eric L. Behrendt	196	19	179	180	171	530	587
Larry L. Harrington	173	42	171	167	146	484	610
Bobby Turner Jr	168	47	156	154	214	524	665
Jeremy D. Sklenar	179	36	138	192	161	491	599
Gary D. Hatcher	180	35	226	152	184	562	667
			====	====	====	====	====
Scratch Total			870	845	876	2591	2591
Handicap			179	179	179		537
Total			1049	1024	1055	2591	3128
Team Points Won			0.0	0.0	5.0	5.0	5.0
Match Points Won			1.0	1.0	2.0	5.0	5.0
Total Points Won			1.0	1.0	7.0	10.0	10.0

Lane 12 2 - Rasmussen Drywall Week 10 11/8/2018

Name	Old Ave	Old HDCP	-1-	-2-	-3-	Total	HDCP Total
Jeff K. Luth	bk149	66	182	154	136	472	670
Bob Verbeck	161	54	170	202	168	540	702
Russ Zink	159	56	176	172	165	513	681
Dan Jeffryes	146	69	180	147	141	468	675
Bob Komonce	168	47	182	185	149	516	657
			====	====	====	====	====
Scratch Total			890	860	759	2509	2509
Handicap			292	292	292		876
Total			1182	1152	1051	2509	3385
Team Points Won			5.0	5.0	0.0	15.0	15.0
Match Points Won			4.0	4.0	3.0	15.0	15.0
Total Points Won			9.0	9.0	3.0	30.0	30.0

Lane 13 10 - Bud Light Week 10 11/8/2018

Name	Old Ave	Old HDCP	-1-	-2-	-3-	Total	HDCP Total
Merlyn R. Jacobsen	179	36	187	195	202	584	692
Kirk E. Kossman	149	66	158	171	150	479	677
Donn Loy	169	46	173	181	144	498	636
Ron G. Kramer	169	46	177	191	178	546	684
Dustin W. Graham	219	0	222	213	205	640	640
			====	====	====	====	====
Scratch Total			917	951	879	2747	2747
Handicap			194	194	194		582
Total			1111	1145	1073	2747	3329
Team Points Won			0.0	5.0	0.0	10.0	10.0
Match Points Won			2.0	5.0	2.0	11.0	11.0
Total Points Won			2.0	10.0	2.0	21.0	21.0

Lane 14 1 - Bone Yard Week 10 11/8/2018

Name	Old Ave	Old HDCP	-1-	-2-	-3-	Total	HDCP Total
Steve W. Thayer	115	100	130	125	169	424	724
Mike Dowd	145	70	125	120	134	379	589
Greg A. Pettit	185	30	217	159	182	558	648
Matt M. Kearney	161	54	157	167	144	468	630
Mike J. Johnson	183	32	238	169	184	591	687
			====	====	====	====	====
Scratch Total			867	740	813	2420	2420
Handicap			286	286	286		858
Total			1153	1026	1099	2420	3278
Team Points Won			5.0	0.0	5.0	10.0	10.0
Match Points Won			3.0	0.0	3.0	9.0	9.0
Total Points Won			8.0	0.0	8.0	19.0	19.0

Lane 15 4 - Belschners Week 10 11/8/2018

Name	Old Ave	Old HDCP	-1-	-2-	-3-	Total	HDCP Total
Scott G. Frauen	138	77	124	132	126	382	613
Jerry L. Fisher	138	77	178	155	124	457	688
Dirk C. Yonkers	173	42	129	157	139	425	551
Mark A. Yonkers	185	30	156	153	170	479	569
Keith J. Smith	183	32	199	191	175	565	661
			====	====	====	====	====
Scratch Total			786	788	734	2308	2308
Handicap			258	258	258		774
Total			1044	1046	992	2308	3082
Team Points Won			0.0	0.0	0.0	0.0	0.0
Match Points Won			2.0	3.0	1.0	8.0	8.0
Total Points Won			2.0	3.0	1.0	8.0	8.0

Lane 16 7 - Pat's Plumbing Week 10 11/8/2018

Name	Old Ave	Old HDCP	-1-	-2-	-3-	Total	HDCP Total
Tab A. Eastberg	192	23	233	183	187	603	672
Josh A. Garrelts	173	42	150	148	167	465	591
Pat Garrelts	187	28	230	207	154	591	675
Jerry Schmitz	176	39	192	215	181	588	705
Jacob A. Garrelts	bk180	35	136	176	162	474	579
			====	====	====	====	====
Scratch Total			941	929	851	2721	2721
Handicap			167	167	167		501
Total			1108	1096	1018	2721	3222
Team Points Won			5.0	5.0	5.0	20.0	20.0
Match Points Won			3.0	2.0	4.0	12.0	12.0
Total Points Won			8.0	7.0	9.0	32.0	32.0

Lane 17 9 - Impact Bowlers Week 10 11/8/2018

Name	Old Ave	Old HDCP	-1-	-2-	-3-	Total	HDCP Total
Greg Fuestman	166	49	136	163	160	459	606
TC Callahan	157	58	170	153	177	500	674
Rock L. Pettit	146	69	152	138	114	404	611
Doug Houtz	170	45	211	265	201	677	812
Vincent T. Mulroney	173	42	151	148	159	458	584
			====	====	====	====	====
<i>Scratch Total</i>			820	867	811	2498	2498
<i>Handicap</i>			263	253	263		779
<i>Total</i>			1083	1120	1074	2498	3277
<i>Team Points Won</i>			0.0	5.0	0.0	7.5	7.5
<i>Match Points Won</i>			1.0	3.0	2.0	9.0	9.0
<i>Total Points Won</i>			1.0	8.0	2.0	16.5	16.5

Lane 18 6 - Northgate Veterinary Clinic Week 10 11/8/2018

Name	Old Ave	Old HDCP	-1-	-2-	-3-	Total	HDCP Total
Dick Rich	164	51	167	118	157	442	595
Bruce A. Hatcher	200	15	258	179	181	618	663
Johnny Nikkila	165	50	173	208	171	552	702
Ivan D. Stones	168	47	146	161	214	521	662
Kenny Stryker	161	54	160	158	175	493	655
			====	====	====	====	====
<i>Scratch Total</i>			904	824	898	2626	2626
<i>Handicap</i>			217	217	217		651
<i>Total</i>			1121	1041	1115	2626	3277
<i>Team Points Won</i>			5.0	0.0	5.0	12.5	12.5
<i>Match Points Won</i>			4.0	2.0	3.0	11.0	11.0
<i>Total Points Won</i>			9.0	2.0	8.0	23.5	23.5

Thursday 6:30 pm

Big Apple Fun Center

Match Points Won (This Week) -- Week 10

Lane 9 8 - O'Brien-Straatmann-Redinger

Name	Last Wk Won	Last Wk Lost	HDCP -1-	HDCP -2-	HDCP -3-	HDCP Total
Vern T. Brickner	4.0		227	257	215	699
Brandon L. Baird	1.0	3.0	205	209	240	654
Bob Cherry	1.0	3.0	202	196	237	635
Ivan K. Bombeck	3.0	1.0	189	233	238	660
Jason O. Pedersen		4.0	198	250	227	675
Marvin E. Miller						

Lane 10 3 - Lucky Duck

Name	Last Wk Won	Last Wk Lost	HDCP -1-	HDCP -2-	HDCP -3-	HDCP Total
Darrin W. Karsten		4.0	196	239	187	622
Randy J. Bauer	3.0	1.0	258	223	198	679
Logan M. Wirth	3.0	1.0	187	244	244	675
Jerred J. Johnson	1.0	3.0	222	190	231	643
Chuck M. Brisbin	4.0		229	259	258	746
Larry K. Giddings						
Ray K. Lee						
Todd M. Mathews						

Lane 11 5 - Coors Light/Turner's Body Sho

Name	Last Wk Won	Last Wk Lost	HDCP -1-	HDCP -2-	HDCP -3-	HDCP Total
Eric L. Behrendt		4.0	198	199	190	587
Larry L. Harrington		4.0	213	209	188	610
Bobby Turner Jr	1.0	3.0	203	201	261	665
Jeremy D. Sklenar	1.0	3.0	174	228	197	599
Gary D. Hatcher	3.0	1.0	261	187	219	667
Bill Kirkland						

Lane 12 2 - Rasmussen Drywall

Name	Last Wk Won	Last Wk Lost	HDCP -1-	HDCP -2-	HDCP -3-	HDCP Total
Jeff K. Luth	4.0		248	220	202	670
Bob Verbeck	4.0		224	256	222	702
Russ Zink	3.0	1.0	232	228	221	681
Dan Jeffries	3.0	1.0	249	216	210	675
Bob Komonce	1.0	3.0	229	232	196	657
Chuck Morse						

Lane 13 10 - Bud Light

Name	Last Wk Won	Last Wk Lost	HDCP -1-	HDCP -2-	HDCP -3-	HDCP Total
Merlyn R. Jacobsen	1.0	3.0	223	231	238	692
Kirk E. Kossman	4.0		224	237	216	677
Donn Loy	1.0	3.0	219	227	190	636
Ron G. Kramer	4.0		223	237	224	684
Dustin W. Graham	1.0	3.0	222	213	205	640
Tom R. Nickerson						

Lane 14 1 - Bone Yard

Name	Last Wk Won	Last Wk Lost	HDCP -1-	HDCP -2-	HDCP -3-	HDCP Total
Steve W. Thayer	3.0	1.0	230	225	269	724
Mike Dowd		4.0	195	190	204	589
Greg A. Pettit	3.0	1.0	247	189	212	648
Matt M. Kearney		4.0	211	221	198	630
Mike J. Johnson	3.0	1.0	270	201	216	687
Kyle McCarty						

Lane 15 4 - Belschners

Name	Last Wk Won	Last Wk Lost	HDCP -1-	HDCP -2-	HDCP -3-	HDCP Total
Scott G. Frauen	1.0	3.0	201	209	203	613
Jerry L. Fisher	3.0	1.0	255	232	201	688
Dirk C. Yonkers		4.0	171	199	181	551
Mark A. Yonkers		4.0	186	183	200	569
Keith J. Smith	4.0		231	223	207	661
EJ Jackson						

Lane 16 7 - Pat's Plumbing

Name	Last Wk Won	Last Wk Lost	HDCP -1-	HDCP -2-	HDCP -3-	HDCP Total
Tab A. Eastberg	3.0	1.0	256	206	210	672
Josh A. Garrelts	1.0	3.0	192	190	209	591
Pat Garrelts	4.0		258	235	182	675
Jerry Schmitz	4.0		231	254	220	705
Jacob A. Garrelts		4.0	171	211	197	579
Todd L. Cline						
Scott A. Orcutt						

Lane 17 9 - Impact Bowlers

Name	Last Wk Won	Last Wk Lost	HDCP -1-	HDCP -2-	HDCP -3-	HDCP Total
Greg Fuestman	3.0	1.0	185	212	209	606
TC Callahan	3.0	1.0	228	211	235	674
Rock L. Pettit		4.0	221	207	183	611
Doug Houtz	3.0	1.0	256	300	246	812
Vincent T. Mulrone		4.0	193	190	201	584
Eric R. Zikmund						
Dave Frick						

Lane 18 6 - Northgate Veterinary Clinic

Name	Last Wk Won	Last Wk Lost	HDCP -1-	HDCP -2-	HDCP -3-	HDCP Total
Dick Rich	1.0	3.0	218	169	208	595
Bruce A. Hatcher	1.0	3.0	273	194	196	663
Johnny Nikkila	4.0		223	258	221	702
Ivan D. Stones	1.0	3.0	193	208	261	662
Kenny Stryker	4.0		214	212	229	655
Randy A. Stones						
Allen D. Stones						

Thursday 6:30 pm

Big Apple Fun Center

Match Points Won (Total for Year)

Name	Ave	Gms	Points		%Won	Name	Ave	Gms	Points		%Won
			Won	Lost					Won	Lost	
Brandon L. Baird	163	30	29.0	11.0	72.50%	Jason O. Pedersen	178	27	14.5	21.5	40.28%
Russell L. Zink	160	30	26.0	14.0	65.00%	Randy J. Bauer	183	21	14.0	14.0	50.00%
Keith J. Smith	183	30	26.0	14.0	65.00%	Donn Loy	168	21	14.0	14.0	50.00%
Logan M. Wirth	199	27	25.0	11.0	69.44%	Robert L. Turner Jr	169	27	14.0	22.0	38.89%
Michael E. Dowd	143	30	24.0	16.0	60.00%	Scott G. Frauen	137	30	14.0	26.0	35.00%
Mike J. Johnson	184	30	24.0	16.0	60.00%	Vincent T. Mulroney	171	30	13.0	27.0	32.50%
Tom R. Nickerson	165	27	24.0	12.0	66.67%	Scott A. Orcutt	174	24	13.0	19.0	40.63%
Gary D. Hatcher	181	27	24.0	12.0	66.67%	Eric L. Behrendt	193	21	12.5	15.5	44.64%
Robert L. Cherry	157	30	24.0	16.0	60.00%	Greg A. Pettit	185	27	12.5	23.5	34.72%
Todd L. Cline	185	27	23.5	12.5	65.28%	Randy A. Stones	164	18	12.0	12.0	50.00%
Steve W. Thayer	118	30	23.0	17.0	57.50%	Todd M. Mathews	223	9	12.0		100.00%
Charles G. Morse	162	27	22.0	14.0	61.11%	Jerry L. Fisher	140	24	12.0	20.0	37.50%
Vern T. Brickner	130	27	21.5	14.5	59.72%	Mark A. Yonkers	182	27	11.5	24.5	31.94%
Dustin W. Graham	218	30	21.5	18.5	53.75%	John L. Nikkila	167	27	11.5	24.5	31.94%
Jeremy D. Sklenar	177	27	21.0	15.0	58.33%	Jason T. White	201	18	11.0	13.0	45.83%
Ivan K. Bombeck	148	27	20.0	16.0	55.56%	Bruce A. Hatcher	200	24	10.0	22.0	31.25%
Chuck M. Brisbin	205	24	19.5	12.5	60.94%	Matt M. Kearney	160	30	10.0	30.0	25.00%
Merlyn R. Jacobsen	180	30	19.5	20.5	48.75%	Kenneth L. Stryker	161	18	10.0	14.0	41.67%
Larry L. Harrington	172	30	19.5	20.5	48.75%	Kirk E. Kossman	151	18	9.0	15.0	37.50%
Danny R. Jeffries	147	24	19.0	13.0	59.38%	Erold E. Jackson	132	12	9.0	7.0	56.25%
Rock L. Pettit	144	21	19.0	9.0	67.86%	Richard W. Rich	162	27	9.0	27.0	25.00%
Gerald L. Schmitz	178	27	19.0	17.0	52.78%	Josh A. Garrelts	170	18	8.0	16.0	33.33%
Robert E. Verbeck	163	30	18.5	21.5	46.25%	Darrin W. Karsten	175	18	8.0	16.0	33.33%
Gregory A. Fuestman	165	30	18.0	22.0	45.00%	Marvin E. Miller	136	9	7.0	5.0	58.33%
Ron G. Kramer	171	24	18.0	14.0	56.25%	Eric R. Zikmund	178	6	6.0	2.0	75.00%
Patrick A. Garrelts	188	27	18.0	18.0	50.00%	Jeff K. Luth	bk149	6	5.5	2.5	68.75%
Douglas G. Houtz	176	27	17.5	18.5	48.61%	Ray K. Lee	bk155	6	5.0	3.0	62.50%
Dirk C. Yonkers	169	27	17.0	19.0	47.22%	William D. Kirkland	bk147	3	3.0	1.0	75.00%
Ivan D. Stones	168	27	17.0	19.0	47.22%	David L. Frick	bk153	6	3.0	5.0	37.50%
Terrence D. Callahan	158	30	16.5	23.5	41.25%	Kyle McCarty	160	3	3.0	1.0	75.00%
Larry K. Giddings	185	18	16.0	8.0	66.67%	Noel Carnahan	bk128	3	3.0	1.0	75.00%
Robert W. Komonce	168	30	15.5	24.5	38.75%	Allen D. Stones	183	6	3.0	5.0	37.50%
Jerred J. Johnson	195	24	15.0	17.0	46.88%	Jacob A. Garrelts	bk180	3		4.0	0.00%
Tab A. Eastberg	193	24	15.0	17.0	46.88%						

Thursday 6:30 pm

Big Apple Fun Center

Change in Average

Name	-----Old-----		Old Ave	---Average Change---				Weekly Over Ave Series Ave +/-	
	Pins	Games		-1-	-2-	-3-	Total		New - Old ---> +/-
Brandon L. Baird	4420	27	163	153	157	188	498	163.93 - 163.70 = 0.23	498 - 489=9
Randy J. Bauer	3266	18	181	224	189	164	577	183.00 - 181.44 = 1.56	577 - 543=34
Eric L. Behrendt	3528	18	196	179	180	171	530	193.24 - 196.00 = -2.76	530 - 588=-58
Ivan K. Bombeck	3559	24	148	122	166	171	459	148.81 - 148.29 = 0.52	459 - 444=15
Vern T. Brickner	3079	24	128	140	170	128	438	130.26 - 128.29 = 1.97	438 - 384=54
Chuck M. Brisbin	4236	21	201	215	245	244	704	205.83 - 201.71 = 4.12	704 - 603=101
TC Callahan	4265	27	157	170	153	177	500	158.83 - 157.96 = 0.87	500 - 471=29
Noel Carnahan	454	3bk	128				0	151.33 - 151.33 = 0.00	
Bob Cherry	4267	27	158	145	139	180	464	157.70 - 158.04 = -0.34	464 - 474=-10
Todd L. Cline	4997	27	185				0	185.07 - 185.07 = 0.00	
Mike Dowd	3925	27	145	125	120	134	379	143.47 - 145.37 = -1.90	379 - 435=-56
Tab A. Eastberg	4044	21	192	233	183	187	603	193.63 - 192.57 = 1.05	603 - 576=27
Jerry L. Fisher	2911	21	138	178	155	124	457	140.33 - 138.62 = 1.71	457 - 414=43
Scott G. Frauen	3731	27	138	124	132	126	382	137.10 - 138.19 = -1.09	382 - 414=-32
Dave Frick	861	6bk	153				0	143.50 - 143.50 = 0.00	
Greg Fuestman	4508	27	166	136	163	160	459	165.57 - 166.96 = -1.40	459 - 498=-39
Jacob A. Garrelts	0	0bk	180	136	176	162	474	158.00 - 0.00 = 158.00	474 - 540=-66
Josh A. Garrelts	2598	15	173	150	148	167	465	170.17 - 173.20 = -3.03	465 - 519=-54
Pat Garrelts	4511	24	187	230	207	154	591	188.96 - 187.96 = 1.00	591 - 561=30
Larry K. Giddings	3335	18	185				0	185.28 - 185.28 = 0.00	
Dustin W. Graham	5913	27	219	222	213	205	640	218.43 - 219.00 = -0.57	640 - 657=-17
Larry L. Harrington	4683	27	173	171	167	146	484	172.23 - 173.44 = -1.21	484 - 519=-35
Bruce A. Hatcher	4201	21	200	258	179	181	618	200.79 - 200.05 = 0.74	618 - 600=18
Gary D. Hatcher	4330	24	180	226	152	184	562	181.19 - 180.42 = 0.77	562 - 540=22
Doug Houtz	4090	24	170	211	265	201	677	176.56 - 170.42 = 6.14	677 - 510=167
EJ Jackson	1589	12	132				0	132.42 - 132.42 = 0.00	
Merlyn R. Jacobsen	4836	27	179	187	195	202	584	180.67 - 179.11 = 1.56	584 - 537=47
Dan Jeffryes	3069	21	146	180	147	141	468	147.38 - 146.14 = 1.23	468 - 438=30
Jerred J. Johnson	4102	21	195	202	170	211	583	195.21 - 195.33 = -0.13	583 - 585=-2
Mike J. Johnson	4952	27	183	238	169	184	591	184.77 - 183.41 = 1.36	591 - 549=42
Darrin W. Karsten	2658	15	177	158	201	149	508	175.89 - 177.20 = -1.31	508 - 531=-23
Matt M. Kearney	4348	27	161	157	167	144	468	160.53 - 161.04 = -0.50	468 - 483=-15
Bill Kirkland	417	3bk	147				0	139.00 - 139.00 = 0.00	
Bob Komonce	4542	27	168	182	185	149	516	168.60 - 168.22 = 0.38	516 - 504=12
Kirk E. Kossman	2241	15	149	158	171	150	479	151.11 - 149.40 = 1.71	479 - 447=32
Ron G. Kramer	3565	21	169	177	191	178	546	171.29 - 169.76 = 1.53	546 - 507=39
Ray K. Lee	917	6bk	155				0	152.83 - 152.83 = 0.00	
Donn Loy	3050	18	169	173	181	144	498	168.95 - 169.44 = -0.49	498 - 507=-9

Name	-----Old-----		Old					---Average Change---			Weekly Over Ave
	Pins	Games	Ave	-1-	-2-	-3-	Total	New	Old	----> +/-	Series Ave +/-
Jeff K. Luth	459	3bk	149	182	154	136	472	155.17	- 153.00	= 2.17	472 - 447=25
Todd M. Mathews	2015	9bk	223				0	223.89	- 223.89	= 0.00	
Kyle McCarty	481	3	160				0	160.33	- 160.33	= 0.00	
Marvin E. Miller	1224	9bk	136				0	136.00	- 136.00	= 0.00	
Chuck Morse	4382	27	162				0	162.30	- 162.30	= 0.00	
Vincent T. Mulroney	4687	27	173	151	148	159	458	171.50	- 173.59	= -2.09	458 - 519=-61
Tom R. Nickerson	4458	27	165				0	165.11	- 165.11	= 0.00	
Johnny Nikkila	3970	24	165	173	208	171	552	167.48	- 165.42	= 2.06	552 - 495=57
Scott A. Orcutt	4182	24	174				0	174.25	- 174.25	= 0.00	
Jason O. Pedersen	4254	24	177	160	212	189	561	178.33	- 177.25	= 1.08	561 - 531=30
Greg A. Pettit	4451	24	185	217	159	182	558	185.52	- 185.46	= 0.06	558 - 555=3
Rock L. Pettit	2630	18	146	152	138	114	404	144.48	- 146.11	= -1.63	404 - 438=-34
Dick Rich	3936	24	164	167	118	157	442	162.15	- 164.00	= -1.85	442 - 492=-50
Jerry Schmitz	4232	24	176	192	215	181	588	178.52	- 176.33	= 2.19	588 - 528=60
Jeremy D. Sklenar	4312	24	179	138	192	161	491	177.89	- 179.67	= -1.78	491 - 537=-46
Keith J. Smith	4953	27	183	199	191	175	565	183.93	- 183.44	= 0.49	565 - 549=16
Allen D. Stones	1101	6	183				0	183.50	- 183.50	= 0.00	
Ivan D. Stones	4034	24	168	146	161	214	521	168.70	- 168.08	= 0.62	521 - 504=17
Randy A. Stones	2958	18	164				0	164.33	- 164.33	= 0.00	
Kenny Stryker	2416	15	161	160	158	175	493	161.61	- 161.07	= 0.54	493 - 483=10
Steve W. Thayer	3123	27	115	130	125	169	424	118.23	- 115.67	= 2.57	424 - 345=79
Bobby Turner Jr	4040	24	168	156	154	214	524	169.04	- 168.33	= 0.70	524 - 504=20
Bob Verbeck	4355	27	161	170	202	168	540	163.17	- 161.30	= 1.87	540 - 483=57
Jason T. White	3619	18	201				0	201.06	- 201.06	= 0.00	
Logan M. Wirth	4775	24	198	170	227	227	624	199.96	- 198.96	= 1.00	624 - 594=30
Dirk C. Yonkers	4163	24	173	129	157	139	425	169.93	- 173.46	= -3.53	425 - 519=-94
Mark A. Yonkers	4453	24	185	156	153	170	479	182.67	- 185.54	= -2.87	479 - 555=-76
Eric R. Zikmund	1072	6	178				0	178.67	- 178.67	= 0.00	
Russ Zink	4307	27	159	176	172	165	513	160.67	- 159.52	= 1.15	513 - 477=36

Thursday 6:30 pm

Big Apple Fun Center
High Average Listing

<u>Name</u>	<u>True Average</u>	<u>Pins</u>	<u>Gms</u>	<u>To Raise Avg +1</u>	<u>To Drop Avg -1</u>
Todd M. Mathews	223.89	2015	9	673	660
Dustin W. Graham	218.43	6553	30	674	640
Chuck M. Brisbin	205.83	4940	24	622	594
Jason T. White	201.06	3619	18	623	601
Bruce A. Hatcher	200.79	4819	24	608	580
Logan M. Wirth	199.96	5399	27	601	570
Jerred J. Johnson	195.21	4685	24	607	579
Tab A. Eastberg	193.63	4647	24	591	563
Eric L. Behrendt	193.24	4058	21	598	573
Patrick A. Garrelts	188.96	5102	27	568	537
Greg A. Pettit	185.52	5009	27	571	540
Larry K. Giddings	185.28	3335	18	571	549
Todd L. Cline	185.07	4997	27	583	552
Mike J. Johnson	184.77	5543	30	562	528
Keith J. Smith	183.93	5518	30	554	520
Allen D. Stones	183.50	1101	6	555	545
Randy J. Bauer	183.00	3843	21	573	548
Mark A. Yonkers	182.67	4932	27	558	527
Gary D. Hatcher	181.19	4892	27	568	537
Merlyn R. Jacobsen	180.67	5420	30	553	519
Eric R. Zikmund	178.67	1072	6	539	529
Gerald L. Schmitz	178.52	4820	27	550	519
Jason O. Pedersen	178.33	4815	27	555	524
Jeremy D. Sklenar	177.89	4803	27	537	506
Douglas G. Houtz	176.56	4767	27	543	512
Darrin W. Karsten	175.89	3166	18	530	508
Scott A. Orcutt	174.25	4182	24	543	515
Larry L. Harrington	172.23	5167	30	542	508
Vincent T. Mulroney	171.50	5145	30	531	497
Ron G. Kramer	171.29	4111	24	533	505
Josh A. Garrelts	170.17	3063	18	528	506
Dirk C. Yonkers	169.93	4588	27	512	481
Robert L. Turner Jr	169.04	4564	27	536	505
Donn Loy	168.95	3548	21	508	483
Ivan D. Stones	168.70	4555	27	515	484
Robert W. Komonce	168.60	5058	30	519	485
John L. Nikkila	167.48	4522	27	518	487
Gregory A. Fuestman	165.57	4967	30	511	477
Tom R. Nickerson	165.11	4458	27	522	491
Randy A. Stones	164.33	2958	18	507	485
Brandon L. Baird	163.93	4918	30	494	460
Robert E. Verbeck	163.17	4895	30	517	483
Charles G. Morse	162.30	4382	27	508	477
Richard W. Rich	162.15	4378	27	512	481
Kenneth L. Stryker	161.61	2909	18	493	471
Russell L. Zink	160.67	4820	30	493	459
Matt M. Kearney	160.53	4816	30	497	463
Kyle McCarty	160.33	481	3	485	478
Terrence D. Callahan	158.83	4765	30	482	448

<u>Name</u>	<u>True Average</u>	<u>Pins</u>	<u>Gms</u>	<u>To Raise Avg +1</u>	<u>To Drop Avg -1</u>
Jacob A. Garrelts	158.00	474	3	480	473
Robert L. Cherry	157.70	4731	30	483	449
Jeff K. Luth	155.17	931	6	473	463
Ray K. Lee	152.83	917	6	460	450
Noel Carnahan	151.33	454	3	458	451
Kirk E. Kossman	151.11	2720	18	472	450
Ivan K. Bombeck	148.81	4018	27	452	421
Danny R. Jeffryes	147.38	3537	24	459	431
Rock L. Pettit	144.48	3034	21	446	421
David L. Frick	143.50	861	6	435	425
Michael E. Dowd	143.47	4304	30	448	414
Jerry L. Fisher	140.33	3368	24	439	411
William D. Kirkland	139.00	417	3	423	416
Scott G. Frauen	137.10	4113	30	441	407
Marvin E. Miller	136.00	1224	9	420	407
Erold E. Jackson	132.42	1589	12	406	390
Vern T. Brickner	130.26	3517	27	413	382
Steve W. Thayer	118.23	3547	30	380	346

Thursday 6:30 pm

Big Apple Fun Center

Most Pins Over Average

Name	-----Old-----		Old Ave	---Average Change---				Weekly Over Ave Series Ave +/-	
	Pins	Games		-1-	-2-	-3-	Total		New - Old ---> +/-
Doug Houtz	4090	24	170	211	265	201	677	176.56 - 170.42 = 6.14	677 - 510=167
Chuck M. Brisbin	4236	21	201	215	245	244	704	205.83 - 201.71 = 4.12	704 - 603=101
Steve W. Thayer	3123	27	115	130	125	169	424	118.23 - 115.67 = 2.57	424 - 345=79
Jerry Schmitz	4232	24	176	192	215	181	588	178.52 - 176.33 = 2.19	588 - 528=60
Johnny Nikkila	3970	24	165	173	208	171	552	167.48 - 165.42 = 2.06	552 - 495=57
Bob Verbeck	4355	27	161	170	202	168	540	163.17 - 161.30 = 1.87	540 - 483=57
Vern T. Brickner	3079	24	128	140	170	128	438	130.26 - 128.29 = 1.97	438 - 384=54
Merlyn R. Jacobsen	4836	27	179	187	195	202	584	180.67 - 179.11 = 1.56	584 - 537=47
Jerry L. Fisher	2911	21	138	178	155	124	457	140.33 - 138.62 = 1.71	457 - 414=43
Mike J. Johnson	4952	27	183	238	169	184	591	184.77 - 183.41 = 1.36	591 - 549=42
Ron G. Kramer	3565	21	169	177	191	178	546	171.29 - 169.76 = 1.53	546 - 507=39
Russ Zink	4307	27	159	176	172	165	513	160.67 - 159.52 = 1.15	513 - 477=36
Randy J. Bauer	3266	18	181	224	189	164	577	183.00 - 181.44 = 1.56	577 - 543=34
Kirk E. Kossman	2241	15	149	158	171	150	479	151.11 - 149.40 = 1.71	479 - 447=32
Logan M. Wirth	4775	24	198	170	227	227	624	199.96 - 198.96 = 1.00	624 - 594=30
Dan Jeffryes	3069	21	146	180	147	141	468	147.38 - 146.14 = 1.23	468 - 438=30
Pat Garrelts	4511	24	187	230	207	154	591	188.96 - 187.96 = 1.00	591 - 561=30
Jason O. Pedersen	4254	24	177	160	212	189	561	178.33 - 177.25 = 1.08	561 - 531=30
TC Callahan	4265	27	157	170	153	177	500	158.83 - 157.96 = 0.87	500 - 471=29
Tab A. Eastberg	4044	21	192	233	183	187	603	193.63 - 192.57 = 1.05	603 - 576=27
Jeff K. Luth	459	3bk149		182	154	136	472	155.17 - 153.00 = 2.17	472 - 447=25
Gary D. Hatcher	4330	24	180	226	152	184	562	181.19 - 180.42 = 0.77	562 - 540=22
Bobby Turner Jr	4040	24	168	156	154	214	524	169.04 - 168.33 = 0.70	524 - 504=20
Bruce A. Hatcher	4201	21	200	258	179	181	618	200.79 - 200.05 = 0.74	618 - 600=18
Ivan D. Stones	4034	24	168	146	161	214	521	168.70 - 168.08 = 0.62	521 - 504=17
Keith J. Smith	4953	27	183	199	191	175	565	183.93 - 183.44 = 0.49	565 - 549=16
Ivan K. Bombeck	3559	24	148	122	166	171	459	148.81 - 148.29 = 0.52	459 - 444=15
Bob Komonce	4542	27	168	182	185	149	516	168.60 - 168.22 = 0.38	516 - 504=12
Kenny Stryker	2416	15	161	160	158	175	493	161.61 - 161.07 = 0.54	493 - 483=10
Brandon L. Baird	4420	27	163	153	157	188	498	163.93 - 163.70 = 0.23	498 - 489=9
Greg A. Pettit	4451	24	185	217	159	182	558	185.52 - 185.46 = 0.06	558 - 555=3
Jerred J. Johnson	4102	21	195	202	170	211	583	195.21 - 195.33 = -0.13	583 - 585=-2
Donn Loy	3050	18	169	173	181	144	498	168.95 - 169.44 = -0.49	498 - 507=-9
Bob Cherry	4267	27	158	145	139	180	464	157.70 - 158.04 = -0.34	464 - 474=-10
Matt M. Kearney	4348	27	161	157	167	144	468	160.53 - 161.04 = -0.50	468 - 483=-15
Dustin W. Graham	5913	27	219	222	213	205	640	218.43 - 219.00 = -0.57	640 - 657=-17
Darrin W. Karsten	2658	15	177	158	201	149	508	175.89 - 177.20 = -1.31	508 - 531=-23
Scott G. Frauen	3731	27	138	124	132	126	382	137.10 - 138.19 = -1.09	382 - 414=-32

Name	-----Old-----		Old					---Average Change---			Weekly Over Ave
	Pins	Games	Ave	-1-	-2-	-3-	Total	New	Old	----> +/-	Series Ave +/-
Rock L. Pettit	2630	18	146	152	138	114	404	144.48	- 146.11	= -1.63	404 - 438=-34
Larry L. Harrington	4683	27	173	171	167	146	484	172.23	- 173.44	= -1.21	484 - 519=-35
Greg Fuestman	4508	27	166	136	163	160	459	165.57	- 166.96	= -1.40	459 - 498=-39
Jeremy D. Sklenar	4312	24	179	138	192	161	491	177.89	- 179.67	= -1.78	491 - 537=-46
Dick Rich	3936	24	164	167	118	157	442	162.15	- 164.00	= -1.85	442 - 492=-50
Josh A. Garrelts	2598	15	173	150	148	167	465	170.17	- 173.20	= -3.03	465 - 519=-54
Mike Dowd	3925	27	145	125	120	134	379	143.47	- 145.37	= -1.90	379 - 435=-56
Eric L. Behrendt	3528	18	196	179	180	171	530	193.24	- 196.00	= -2.76	530 - 588=-58
Vincent T. Mulroney	4687	27	173	151	148	159	458	171.50	- 173.59	= -2.09	458 - 519=-61
Jacob A. Garrelts	0	0	bk180	136	176	162	474	158.00	- 0.00	= 158.00	474 - 540=-66
Mark A. Yonkers	4453	24	185	156	153	170	479	182.67	- 185.54	= -2.87	479 - 555=-76
Dirk C. Yonkers	4163	24	173	129	157	139	425	169.93	- 173.46	= -3.53	425 - 519=-94
Todd L. Cline	4997	27	185				0	185.07	- 185.07	= 0.00	
Randy A. Stones	2958	18	164				0	164.33	- 164.33	= 0.00	
Bill Kirkland	417	3	bk147				0	139.00	- 139.00	= 0.00	
Dave Frick	861	6	bk153				0	143.50	- 143.50	= 0.00	
Kyle McCarty	481	3	160				0	160.33	- 160.33	= 0.00	
Todd M. Mathews	2015	9	bk223				0	223.89	- 223.89	= 0.00	
Marvin E. Miller	1224	9	bk136				0	136.00	- 136.00	= 0.00	
Noel Carnahan	454	3	bk128				0	151.33	- 151.33	= 0.00	
EJ Jackson	1589	12	132				0	132.42	- 132.42	= 0.00	
Allen D. Stones	1101	6	183				0	183.50	- 183.50	= 0.00	
Eric R. Zikmund	1072	6	178				0	178.67	- 178.67	= 0.00	
Jason T. White	3619	18	201				0	201.06	- 201.06	= 0.00	
Scott A. Orcutt	4182	24	174				0	174.25	- 174.25	= 0.00	
Tom R. Nickerson	4458	27	165				0	165.11	- 165.11	= 0.00	
Ray K. Lee	917	6	bk155				0	152.83	- 152.83	= 0.00	
Chuck Morse	4382	27	162				0	162.30	- 162.30	= 0.00	
Larry K. Giddings	3335	18	185				0	185.28	- 185.28	= 0.00	

Thursday 6:30 pm

Big Apple Fun Center

Alphabetic League Bowler Contact List

ID Number	Name	Phone	Phone	E-mail	Bowling	
					Hand	Sex
1494-2730	Baird, Brandon L.	(308)708-8546	(308)440-5826		R	M
1494-2657	Bauer, Randy J.	(308)750-6212	() - -		R	M
6219-144	Behrendt, Eric L.	(308)238-1908	() - -	eb.brushworks@gmail.com	R	M
1494-38	Bombeck, Ivan K.	(308)237-7689	() - -		L	M
1494-875	Brickner, Vern T.	(308)677-5953	() - -	vernbrickner@gmail.com	R	M
1494-789	Brisbin, Chuck M.	(308)440-2265	(308)234-4545	Husk300@gmail.com	R	M
1494-3086	Callahan, Terrence "TC" D.	(308)233-1311	() - -		R	M
1494-2974	Carnahan, Noel	(308)627-7903	() - -		R	M
1494-11	Cherry, Robert "Bob" L.	(308)938-2525	() - -		R	M
1494-315	Cline, Todd L.	(308)293-7645	() - -		R	M
1494-3028	Dowd, Michael "Mike" E.	(308)455-7488	() - -	xcdowd@gmail.com	R	M
1494-260	Eastberg, Tab A.	(308)293-0559	() - -		R	M
1494-72	Fisher, Jerry L.	(308)826-4265	(308)293-3846		R	M
1494-2367	Frauen, Scott G.	(308)390-5205	() - -	hippihollow@live.msn	R	M
1494-3151	Frick, David "Dave" L.	(308)293-4259	() - -		R	M
1494-949	Fuestman, Gregory "Greg" A.	(308)224-1500	() - -	gregfuestman@gmail.com	R	M
6201-141	Garrelts, Jacob A.	(308)224-7477	(308)440-1412	jacobgal6@gmail.com	R	M
7914-36326	Garrelts, Josh A.	(308)627-1953	(308)440-1473	joshg112@frontier.com	R	M
1494-421	Garrelts, Patrick "Pat" A.	(308)440-1412	() - -	patsplumbing@frontier.com	R	M
1494-1258	Giddings, Larry K.	(308)627-3247	() - -	lkiddings300@gmail.com	R	M
1494-2616	Graham, Dustin W.	(402)760-2000	() - -	dgraham814300@gmail.com	R	M
27580-14	Harrington, Larry L.	(308)236-5902	() - -		R	M
1486-2240	Hatcher, Bruce A.	(308)627-7379	() - -	brucehatcher@charter.net	R	M
1494-256	Hatcher, Gary D.	(308)238-3914	() - -	gary.hatcher@charter.net	R	M
1494-649	Houtz, Douglas "Doug" G.	(308)224-1698	() - -	writetodoug@yahoo.com	R	M
1494-2230	Jackson, Erol "EJ" E.	(308)293-5667	() - -		L	M
1494-30	Jacobsen, Merlyn R.	(308)234-5096	(308)293-8760		R	M
1468-58	Jeffries, Danny "Dan" R.	(402)276-2715	() - -	djeffries52@gmail.com	R	M
1494-2364	Johnson, Jerred J.	(308)440-1200	() - -	jiliv2hunt@hotmail.com	R	M
1494-3060	Johnson, Mike J.	(308)293-9595	() - -		R	M
1494-1613	Karsten, Darrin W.	(308)627-4799	(308)237-5025	dwkarsten@aol.com	R	M
1494-3135	Kearney, Matt M.	(308)440-5368	(308)325-4320	mattkearney70@gmail.com	R	M
1494-1989	Kirkland, William "Bill" D.	(308)233-4253	() - -	kirklandsiding@charter.net	R	M
1494-2619	Komonce, Robert "Bob" W.	(308)627-9294	(308)338-3072	komoncer59@yahoo.com	R	M
1494-352	Kossmann, Kirk E.	(308)440-5461	() - -	goosehunter1226@yahoo.com	R	M
1494-1031	Kramer, Ron G.	(308)236-6450	() - -	ronshark66@gmail.com	R	M
1494-176	Lee, Ray K.	(308)647-5382	(308)647-5382		R	M
10-1822254	Loy, Donn	(308)920-1203	() - -	donnloy@mac.com	R	M
1494-124	Luth, Jeff K.	(308)240-1690	() - -		R	M
1494-1323	Mathews, Todd M.	(308)293-5684	() - -		R	M
9726-4123	McCarty, Kyle	(308)750-1605	() - -	kylemccarty84@hotmail.com	R	M
1494-33	Miller, Marvin E.	(308)234-1636	(308)440-9308		R	M
274-4282	Morse, Charles "Chuck" G.	(308)293-0135	() - -	chuckandscooter@yahoo.com	R	M
1494-2192	Mulroney, Vincent T.	(308)440-2609	(308)440-1256	mulroney@rcom-ne.com	R	M
1494-2371	Nickerson, Tom R.	(308)627-5882	(308)234-4115	tomnick@charter.net	R	M
1494-182	Nikkila, John "Johnny" L.	(308)440-1331	() - -	jln.mkn@charter.net	R	M
1494-2481	Orcutt, Scott A.	(308)236-7094	() - -	scott.a.orcutt@gmail.com	R	M
8193-35541	Pedersen, Jason O.	(480)216-0233	() - -	japed97@gmail.com	R	M
6201-149	Pettit, Greg A.	(308)708-9824	() - -		R	M
1494-185	Pettit, Rock L.	(308)293-8676	() - -		R	M
1494-268	Rich, Richard "Dick" W.	(308)234-3486	() - -		L	M
1494-85	Schmitz, Gerald "Jerry" L.	(308)233-1948	() - -		R	M
6219-124	Sklenar, Jeremy D.	(308)627-5735	() - -	jdsklenar@hotmail.com	R	M

ID Number	Name	Phone	Phone	E-mail	Bowling	
					Hand	Sex
1494-3011	Smith, Keith J.	(308)440-0091	()_-__		R	M
1494-2244	Stones, Allen D.	(308)293-7375	()_-__	stonesdvm@gmail.com	R	M
1494-6	Stones, Ivan D.	(308)234-4231	(308)440-3258	stonivad@charter.net	R	M
1494-36	Stones, Randy A.	(308)440-8359	(308)440-1987	randystones58@gmail.com	L	M
1494-7	Stryker, Kenneth "Kenny" L.	(308)234-3945	()_-__		R	M
9726-4108	Thayer, Steve W.	(308)233-1317	()_-__	steventhayer69@gmail.com	R	M
1494-87	Turner Jr, Robert "Bobby" L.	(308)440-1799	()_-__	bobby.turner59@yahoo.com	R	M
1494-363	Verbeck, Robert "Bob" E.	(308)240-9675	()_-__		R	M
1486-5074	White, Jason T.	(308)383-4661	()_-__		R	M
6201-92	Wirth, Logan M.	(308)233-3915	()_-__		R	M
1494-3143	Yonkers, Dirk C.	(308)293-4147	()_-__	peeb4147@gmail.com	R	M
1494-1898	Yonkers, Mark A.	(308)440-6006	()_-__		R	M
1494-2816	Zikmund, Eric R.	(308)293-1744	()_-__	littleswan@aol.com	R	M
1494-1776	Zink, Russell "Russ" L.	(702)908-6400	()_-__	russzink49@yahoo.com	R	M

Service 2018-19

Big Apple Fun Center

This report is for scores bowled November 8 which is Week 10 of 30

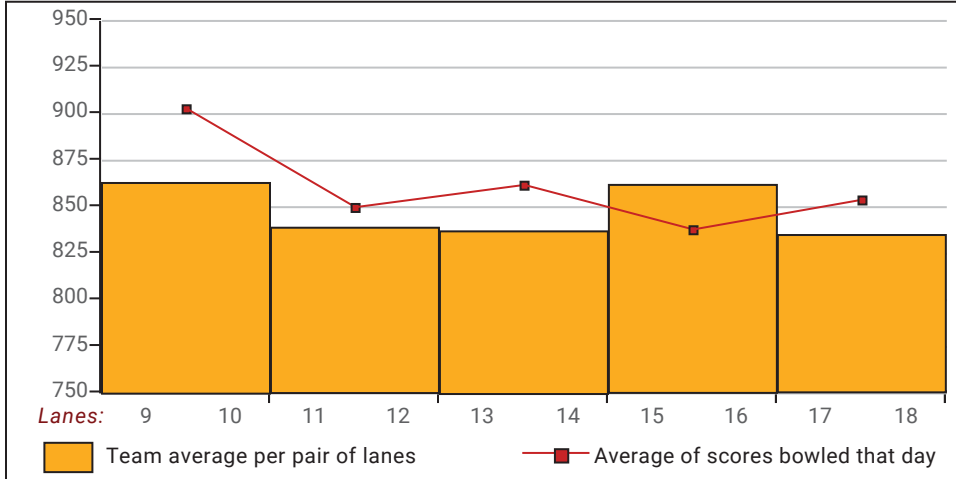
This Week's Statistics: Lefties vs Righties

Unless designated left handed, bowlers are considered right handed.

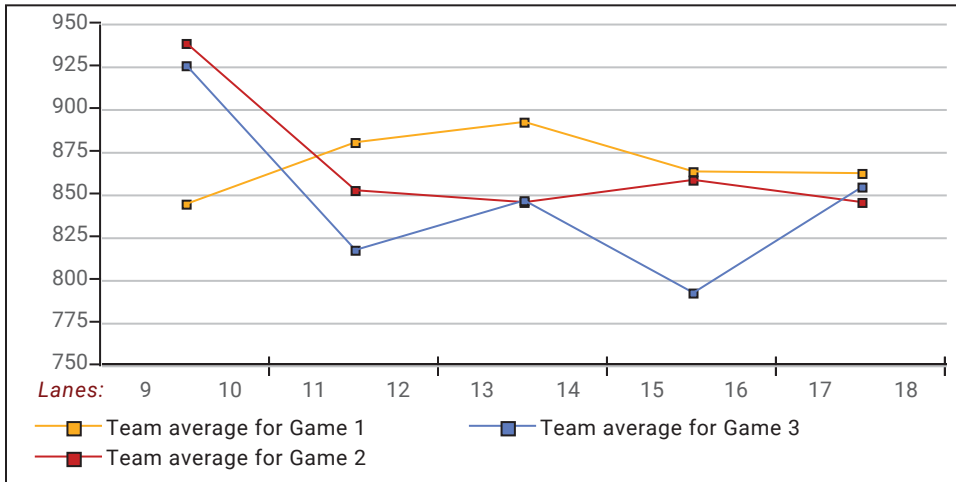
	Over All	Right	Left
How many people bowled	50	48	2
Number of games bowled	150	144	6
Actual average of week's scores	172.24	173.16	150.17
How many games above average	76	73	3
How many games below average	73	70	3
Pins above/below average per game	2.68	3.03	-5.83
How many people raised average	31	30	1
by this amount	1.45	1.48	0.52
How many people went down	19	18	1
by this amount	-2.66	-2.70	-1.85
League average before bowling	169.94	170.51	156.15
League average after bowling	169.83	170.43	155.48
Change in league average	-0.11	-0.09	-0.66
800s	--	--	--
775s	--	--	--
750s	--	--	--
725s	--	--	--
700s	1	1	--
675s	1	1	--
650s	--	--	--
625s	1	1	--
600s	3	3	--
575s	6	6	--
550s	5	5	--
525s	3	3	--
500s	6	6	--
475s	7	7	--
450s	10	9	1
425s	3	2	1
400s	2	2	--
below 400	2	2	--
300s	--	--	--
275s	--	--	--
250s	2	2	--
225s	8	8	--
200s	19	19	--
175s	34	34	--
150s	54	50	4
125s	27	27	--
100s	6	4	2
below 100	--	--	--

This report is for scores bowled November 8 which is Week 10 of 30

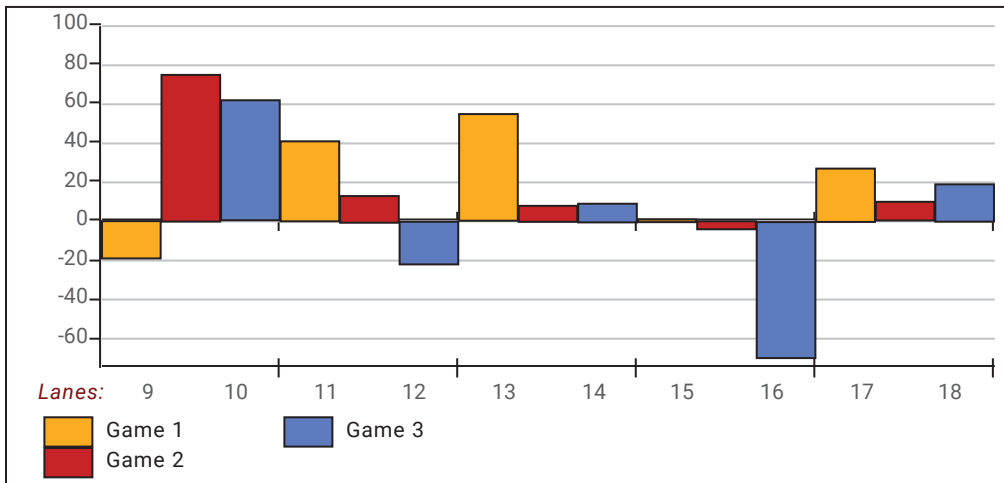
Team Average vs Ave of Scores



Average of Scores for Each Game

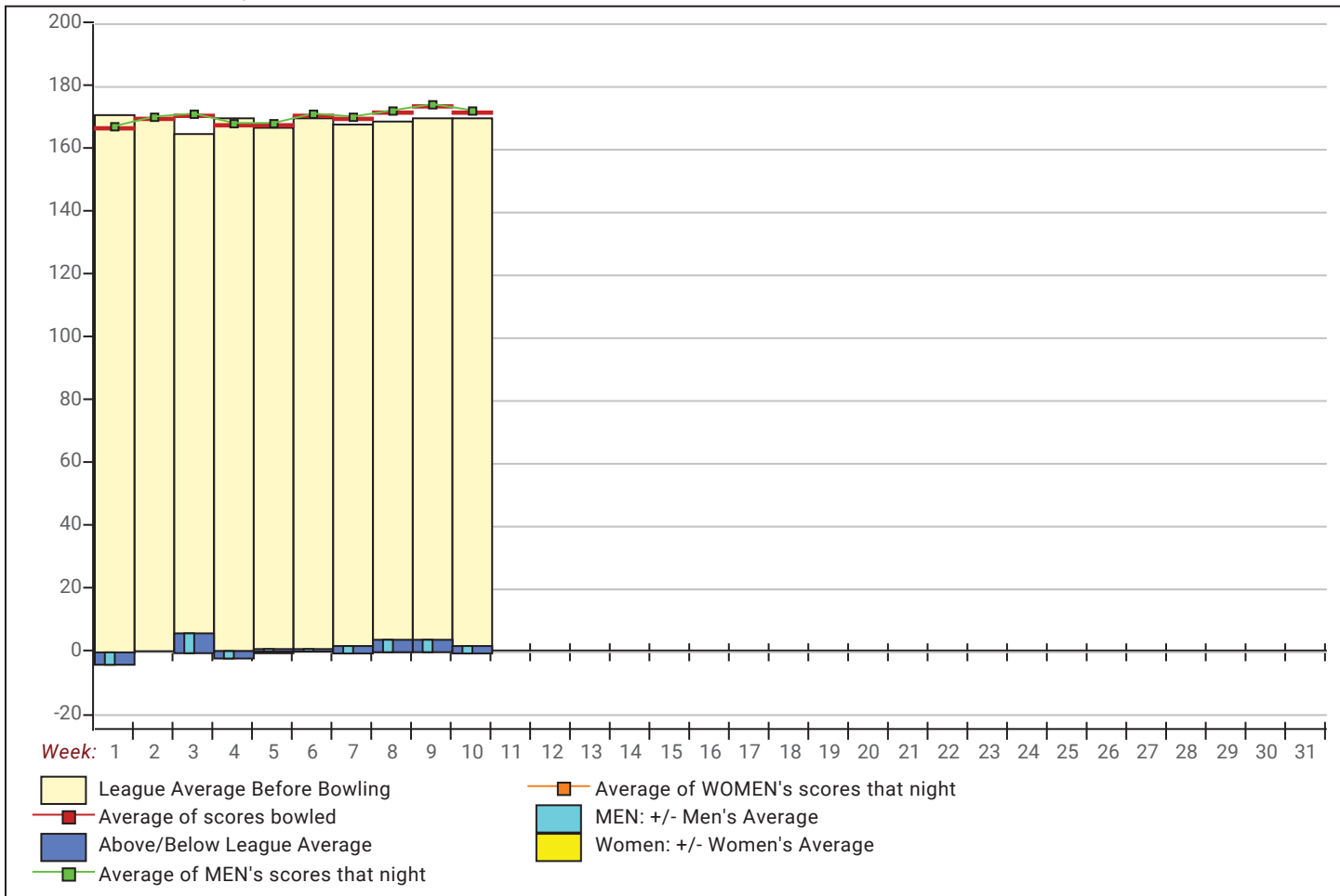


Amount Over/Under Team Average



This report is for scores bowled November 8 which is Week 10 of 30

League Average Week-by-Week



League Average Statistics for Last Week

	League	Right Hand	Left Hand
League Average Before Bowling	169.94	170.51	156.15
Average of scores bowled that night	172.24	173.16	150.17
New League Average After Bowling	169.83	170.43	155.48
Change in League Average	-.11	-.09	-.66
People Who Bowled Over Average	31	30	1
People Who Bowled Under Average	19	18	1
Average Amount of Series Over Avg	38.03	38.80	15.00
Average Amount of Series Under Avg	-40.89	-40.39	-50.00
Difference Avg, NiteAvg	2.68	3.03	-5.83
Number of Bowlers	50	48	2
Number of Games Bowled	150	144	6
People Who Raised Their Average	31	30	1
Raised By an Average of This Amount	1.45	1.48	.52
People Who Lowered Their Average	19	18	1
Lowered By an Average of This Amou	-2.66	-2.70	-1.85
Number of Games Bowled Over Avera	76	73	3
Number of Games Bowled Under Avera	73	70	3

Note: Averages are based only on people who bowled.

If you have questions, please contact

Gary Hatcher (308)238-3914 PO Box 594, Gibbon, NE 68840
Send E-mail to: gary.hatcher@charter.net

Note: This report includes information through November 8 which is Week 10 of 30

Awards Earned This Week

Name	ID Number	Award Average	Award Games	G1	G2	G3	Series	Award Score	Award Received
Chuck M. Brisbin	1494-789 USBC	201	21	215	245	244	704	704	700 Series (Local Assoc. Awards)
Jerry L. Fisher	1494-72 USBC	138	21	178	155	124	457	178	175 Game (Local Assoc. Awards)
Patrick A. Garrelts	1494-421 USBC	187	24	230	207	154	591	230	225 Game (Local Assoc. Awards)
Bruce A. Hatcher	1486-2240 USBC	200	21	258	179	181	618	258	250 Game (Local Assoc. Awards)
Gary D. Hatcher	1494-256 USBC	180		226	152	184	562	226	Clean Game (199 Average or Les (Local Ass
	1494-256 USBC	180	24	226	152	184	562	226	225 Game (Local Assoc. Awards)
Douglas G. Houtz	1494-649 USBC	170		211	265	201	677		Clean Series (Local Assoc. Awards)
	1494-649 USBC	170	24	211	265	201	677	677	140 Pins Over Average (Local Assoc. Awards)
	1494-649 USBC	170	24	211	265	201	677	677	600 Series (Local Assoc. Awards)
	1494-649 USBC	170		211	265	201	677	211	Clean Game (199 Average or Les (Local Ass
	1494-649 USBC	170		211	265	201	677	265	Clean Game (199 Average or Les (Local Ass
	1494-649 USBC	170	24	211	265	201	677	265	75 Pins Over Average (Local Assoc. Awards)
	1494-649 USBC	170	24	211	265	201	677	265	250 Game (Local Assoc. Awards)
	1494-649 USBC	170		211	265	201	677	201	Clean Game (199 Average or Les (Local Ass
Mike J. Johnson	1494-3060 USBC	183	27	238	169	184	591	238	225 Game (Local Assoc. Awards)
John L. Nikkila	1494-182 USBC	165	24	173	208	171	552	208	200 Game (Local Assoc. Awards)
Steve W. Thayer	9726-4108 USBC	115	27	130	125	169	424	424	400 Series (Local Assoc. Awards)
	9726-4108 USBC	115	27	130	125	169	424	169	160 Game (Local Assoc. Awards)
Robert L. Turner Jr	1494-87 USBC	168		156	154	214	524	214	Clean Game (199 Average or Les (Local Ass
Robert E. Verbeck	1494-363 USBC	161	27	170	202	168	540	202	200 Game (Local Assoc. Awards)

Thursday 6:30 pm

Big Apple Fun Center

Lanes 9 - 18

Team Standings

Place	Team Name	Points	Points	Year-To-Date	Y-T-D
		Won	Lost	WON	LOST
1	Lucky Duck	247½	152½	247½	152½
2	O'Brien-Straatmann-Redinger	236	164	236	164
3	Rasmussen Drywall	232½	167½	232½	167½
4	Coors Light/Turner's Body Sho	219	181	219	181
5	Bud Light	214	186	214	186
6	Pat's Plumbing	201½	198½	201½	198½
7	Bone Yard	191½	208½	191½	208½
8	Belschners	179½	220½	179½	220½
9	Impact Bowlers	165½	234½	165½	234½
10	Northgate Veterinary Clinic	113	287	113	287

*** Although not shown, standings are determined by points only for the current part

Last Week's Top Scores

Scratch Game		Scratch Series		Handicap Game		Handicap Series	
265	Doug Houtz	704	Chuck Brisbin	300	Doug Houtz	812	Doug Houtz
258	Bruce Hatcher	677	Doug Houtz	273	Bruce Hatcher	746	Chuck Brisbin
245	Chuck Brisbin	640	Dustin Graham	270	Mike Johnson	724	Steve Thayer
238	Mike Johnson	624	Logan Wirth	269	Steve Thayer	705	Jerry Schmitz
233	Tab Eastberg	618	Bruce Hatcher	261	Bobby Turner Jr	702	Johnny Nikkila
230	Pat Garrelts	603	Tab Eastberg	261	Gary Hatcher	702	Bob Verbeck
227	Logan Wirth	591	Mike Johnson	261	Ivan Stones	699	Vern Brickner
226	Gary Hatcher	591	Pat Garrelts	259	Chuck Brisbin	692	Merlyn Jacobsen
224	Randy Bauer	588	Jerry Schmitz	258	Randy Bauer	688	Jerry Fisher
222	Dustin Graham	584	Merlyn Jacobsen	258	Johnny Nikkila	687	Mike Johnson
				258	Pat Garrelts		

Thursday 6:30 pm

Big Apple Fun Center

Lanes 1 - 10

President: Ray Lee (308)647-5382 is on Lane 5 Vice President: Bobby Turner Jr (308)440-1799 is on Lane 9

Secretary/Treasurer: Gary Hatcher (308)238-3914 is on Lane 9

Team Standings

Place	#	Team Name	Points Won	Points Lost	%Won	Pins + HDCP	Scratch Pins	Ave p/gm	Year-To-Date WON	Y-T-D LOST	Y-T-D % WON
1	9	Impact Bowlers	250	150	62.5	65182	50194	836	415½	384½	51.9
2	3	Lucky Duck	237½	162½	59.4	65366	57848	964	485	315	60.6
3	6	Northgate Veterinary Clinic	237	163	59.3	65054	52714	878	350	450	43.8
4	4	Belschners	206½	193½	51.6	65349	49074	817	386	414	48.3
5	7	Pat's Plumbing	200½	199½	50.1	65136	55332	922	402	398	50.3
6	5	Coors Light/Turner's Body Sho	199	201	49.8	64699	53080	884	418	382	52.3
7	1	Bone Yard	189½	210½	47.4	65215	48226	803	381	419	47.6
8	10	Bud Light	184	216	46.0	65568	56274	937	398	402	49.8
9	2	Rasmussen Drywall	178½	221½	44.6	64990	48568	809	411	389	51.4
10	8	O'Brien-Straatmann-Redinger	117½	282½	29.4	64703	46232	770	353½	446½	44.2

Review of Last Week's Bowling.....

Lanes	Team Name	HDCP -1-	HDCP -2-	HDCP -3-	HDCP Total	Last Wk WON		Team Name	HDCP -1-	HDCP -2-	HDCP -3-	HDCP Total	Last Wk WON
1-2	Impact Bowlers	1036	1086	1169	3291	23	<--->	Lucky Duck	1062	1122	946	3130	17
3-4	Northgate Veterinary	1208	1177	1107	3492	35	<--->	Pat's Plumbing	1130	1129	1046	3305	5
5-6	Coors Light/Turner's	1097	1165	1050	3312	5	<--->	Belschners	1144	1233	1163	3540	35
7-8	Bud Light	1128	1131	1085	3344	14	<--->	Bone Yard	1105	1168	1138	3411	26
9-10	Rasmussen Drywall	1018	1083	1019	3120	19½	<--->	O'Brien-Straatmann-R	1006	1059	1107	3172	20½

Lane Assignments

		1-2	3-4	5-6	7-8	9-10
Wk21	02/07	9-10	7-8	3-4	1-2	5-6
Wk22	02/14	8-4	5-10	1-6	7-3	2-9
Wk23	02/21	6-7	3-2	9-8	4-5	10-1

Last Week's Top Scores

Team Scratch Game		Team Scratch Series		Team Handicap Game		Team Handicap Series	
1005	Northgate Veterinary Clinic	2945	Bud Light	1233	Belschners	3540	Belschners
1001	Lucky Duck	2883	Northgate Veterinary Clinic	1208	Northgate Veterinary Clinic	3492	Northgate Veterina
998	Bud Light	2864	Pat's Plumbing	1169	Impact Bowlers	3411	Bone Yard
988	Coors Light/Turner's Body	2781	Coors Light/Turner's Body	1168	Bone Yard	3344	Bud Light
983	Pat's Plumbing	2772	Belschners	1165	Coors Light/Turner's Body	3312	Coors Light/Turner'
977	Belschners	2767	Lucky Duck	1131	Bud Light	3305	Pat's Plumbing
926	Impact Bowlers	2562	Impact Bowlers	1130	Pat's Plumbing	3291	Impact Bowlers
866	Bone Yard	2505	Bone Yard	1122	Lucky Duck	3172	O'Brien-Straatman
811	Rasmussen Drywall	2304	Rasmussen Drywall	1107	O'Brien-Straatmann-Reding	3130	Lucky Duck
799	O'Brien-Straatmann-Reding	2248	O'Brien-Straatmann-Reding	1083	Rasmussen Drywall	3120	Rasmussen Drywall
Scratch Game		Scratch Series		Handicap Game		Handicap Series	
256	Chuck Brisbin	659	Mark Yonkers	287	TC Callahan	758	Mark Yonkers
246	Jeremy Sklenar	650	Tab Eastberg	285	Scott Frauen	736	Jerry Fisher
235	TC Callahan	638	Bruce Hatcher	282	Jeremy Sklenar	736	Ivan Stones
233	Eric Behrendt	628	Dustin Graham	275	Ivan Stones	734	Scott Frauen
233	Mark Yonkers	623	Eric Behrendt	271	Dirk Yonkers	732	Johnny Nikkila
232	Ivan Stones	622	Chuck Brisbin	268	Kyle McCarty	731	TC Callahan
229	Dirk Yonkers	611	Jeremy Sklenar	268	Donn Loy	729	Kenny Stryker
226	Tab Eastberg	607	Steve Graham	266	Mark Yonkers	721	Steve Thayer
225	Donn Loy	607	Ivan Stones	259	Eric Behrendt	719	Jeremy Sklenar
221	Dustin Graham	602	Todd Cline	259	Chuck Brisbin	715	Steve Graham
				259	Steve Thayer		

Season High Scores

Team Scratch Game		Team Scratch Series		Team Handicap Game		Team Handicap Series	
1127	Lucky Duck	3146	Bud Light	1275	Belschners	3548	Bud Light
1120	Bud Light	3127	Lucky Duck	1265	Impact Bowlers	3544	Belschners
1068	Pat's Plumbing	2924	Pat's Plumbing	1259	Lucky Duck	3492	Northgate Veterina
1064	Coors Light/Turner's Body	2883	Northgate Veterinary Clinic	1254	Bud Light	3481	Impact Bowlers
1028	Belschners	2876	Coors Light/Turner's Body	1241	Pat's Plumbing	3474	Lucky Duck
1011	Northgate Veterinary Clinic	2772	Belschners	1219	Coors Light/Turner's Body	3441	Rasmussen Drywal
1008	Impact Bowlers	2742	Bone Yard	1210	Northgate Veterinary Clinic	3440	Pat's Plumbing
942	Bone Yard	2740	Impact Bowlers	1203	Bone Yard	3423	Coors Light/Turner'
936	Rasmussen Drywall	2616	Rasmussen Drywall	1197	Rasmussen Drywall	3414	O'Brien-Straatman
880	O'Brien-Straatmann-Reding	2490	O'Brien-Straatmann-Reding	1188	O'Brien-Straatmann-Reding	3411	Bone Yard
Scratch Game		Scratch Series		Handicap Game		Handicap Series	
279	Dustin Graham	782	Dustin Graham	300	TC Callahan	826	Dirk Yonkers
269	Todd Mathews	730	Todd Mathews	300	Vincent Mulroney	821	Doug Houtz
268	Eric Behrendt	722	Doug Houtz	300	Doug Houtz	815	Scott Frauen
268	Chuck Brisbin	721	Chuck Brisbin	300	Scott Frauen	794	Vincent Mulroney
265	Vincent Mulroney	714	Jason White	297	Dirk Yonkers	792	Dan Jeffryes
265	Doug Houtz	701	Logan Wirth	295	Matt Kearney	784	Matt Kearney
259	Jason White	691	Dirk Yonkers	293	Ron Kramer	784	Jeremy Sklenar
258	Bruce Hatcher	672	Pat Garrelts	292	Jason Pedersen	782	Dustin Graham
255	Todd Cline	670	Jeremy Sklenar	289	Eric Behrendt	780	Brandon Baird
255	Keith Smith	669	Todd Cline	289	Dan Jeffryes	774	Todd Cline

Team Rosters

1 - Bone Yard

Name	Ave	HDCP	Pins	Gms	Points Won	High Game	High Sers	HDCP Game	HDCP Sers	Most Improved Ave +/-	To Raise Avg +1	To Drop Avg -1	Weekly Over Ave Series Ave +/-
Kyle McCarty	170	45	1023	6	4.0	213	542	268	707		516	506	542 - 480=62
Steve Thayer	122	93	6960	57	40.0	169	436	269	724	115 +7.11	420	359	436 - 360=76
Mike Dowd	142	73	8527	60	41.0	178	518	259	749	142 +0.12	482	418	462 - 423=39
Greg Pettit	186	29	10061	54	35.5	245	646	275	705	188 -1.69	598	540	
Matt Kearney	163	52	9814	60	25.5	242	619	295	784	162 +1.57	518	454	494 - 489=5
Mike Johnson	189	26	10788	57	45.0	238	648	270	741	188 +1.26	612	551	571 - 567=4

2 - Rasmussen Drywall

Name	Ave	HDCP	Pins	Gms	Points Won	High Game	High Sers	HDCP Game	HDCP Sers	Most Improved Ave +/-	To Raise Avg +1	To Drop Avg -1	Weekly Over Ave Series Ave +/-
Chuck Morse	165	50	7432	45	33.0	224	566	276	722	159 +6.16	536	487	536 - 492=44
Bob Verbeck	165	50	9405	57	32.5	232	592	284	748	163 +2.00	555	494	
Russ Zink	157	58	9421	60	38.5	209	563	268	740	160 -2.98	533	469	465 - 471=-6
Dan Jeffryes	153	62	7375	48	36.0	221	588	289	792	146 +7.65	479	427	
Bob Komonce	172	43	10374	60	44.5	216	585	261	726	171 +1.90	525	461	435 - 522=-87

3 - Lucky Duck

Name	Ave	HDCP	Pins	Gms	Points Won	High Game	High Sers	HDCP Game	HDCP Sers	Most Improved Ave +/-	To Raise Avg +1	To Drop Avg -1	Weekly Over Ave Series Ave +/-
Ray Lee	155	60	3273	21	19.5	212	561	276	753	155 +0.86	471	446	
Larry Giddings	180	35	6511	36	26.5	246	636	278	732	183 -2.14	548	508	539 - 540=-1
Darrin Karsten	181	34	6544	36	22.0	235	620	278	728	177 +4.78	554	514	540 - 543=-3
Randy Bauer	183	32	7164	39	27.0	228	613	262	712	183 +0.69	564	521	522 - 552=-30
Logan Wirth	203	12	9788	48	41.0	249	701	272	749	195 +8.92	616	564	
Jerred Johnson	196	19	10628	54	38.0	253	665	273	728	195 +1.81	601	543	544 - 591=-47
Todd Mathews	218	0	3932	18	18.0	269	730	270	730		667	645	
Chuck Brisbin	212	3	9554	45	35.0	268	721	274	746	201 +11.31	670	621	622 - 636=-14

4 - Belschners

Name	Ave	HDCP	Pins	Gms	Points Won	High Game	High Sers	HDCP Game	HDCP Sers	Most Improved Ave +/-	To Raise Avg +1	To Drop Avg -1	Weekly Over Ave Series Ave +/-
Scott Frauen	140	75	8007	57	29.0	241	575	300	815	135 +5.47	453	392	503 - 414=89
Dirk Yonkers	174	41	9934	57	40.0	250	691	297	826	173 +1.28	566	505	542 - 519=23
EJ Jackson	138	77	4150	30	23.0	177	473	258	716	134 +4.33	437	403	
Jerry Fisher	145	70	6536	45	34.0	195	520	270	736	138 +7.24	472	423	520 - 429=91
Mark Yonkers	184	31	9430	51	27.5	235	659	266	758	185 -0.10	560	505	659 - 546=113
Keith Smith	183	32	11017	60	42.5	255	643	286	737	177 +6.62	575	511	548 - 549=-1

5 - Coors Light/Turner's Body Sho

Name	Ave	HDCP	Pins	Gms	Points	High	High	HDCP	HDCP	Most Improved		To Raise	To Drop	Weekly Over Ave
					Won	Game	Sers	Game	Sers	Ave	+/-	Avg +1	Avg -1	Series Ave +/-
Eric Behrendt	190	25	9162	48	28.0	268	663	289	726	193	-2.13	579	527	623 - 567=56
Larry Harrington	173	42	9389	54	38.5	245	586	288	707	172	+1.87	529	471	493 - 522=-29
Bobby Turner Jr	172	43	9853	57	39.5	214	589	261	721	167	+5.86	527	466	513 - 516=-3
Jeremy Sklenar	181	34	9775	54	40.0	246	670	282	784	180	+1.02	599	541	611 - 537=74
Gary Hatcher	184	31	9949	54	36.0	236	604	270	703	178	+6.24	596	538	541 - 552=-11
Bill Kirkland	bk147	68	417	3	3.0	158	417	226	621			423	416	
Kirk Kossman	151	64	5014	33	17.0	188	486	250	677	150	+1.94	458	421	

6 - Northgate Veterinary Clinic

Name	Ave	HDCP	Pins	Gms	Points	High	High	HDCP	HDCP	Most Improved		To Raise	To Drop	Weekly Over Ave
					Won	Game	Sers	Game	Sers	Ave	+/-	Avg +1	Avg -1	Series Ave +/-
Dick Rich	162	53	8301	51	26.0	208	537	258	696	165	-2.24	501	446	456 - 489=-33
Bruce Hatcher	201	14	10871	54	26.0	258	658	273	706	200	+1.31	643	585	638 - 600=38
Johnny Nikkila	170	45	9201	54	31.5	223	591	259	732	165	+5.39	546	488	591 - 504=87
Ivan Stones	174	41	9226	53	38.0	232	607	275	736	166	+8.08	574	517	607 - 516=91
Kenny Stryker	171	44	8213	48	38.0	211	591	266	729	164	+7.10	559	507	591 - 507=84
Randy Stones	160	55	4022	25	13.0	205	540	264	717	161	-0.12	486	457	
Allen Stones	183	32	1101	6	3.0	217	553	248	646			555	545	
Justin Swanek	bk196	19	1183	6	4.0	220	612	239	669			599	589	

7 - Pat's Plumbing

Name	Ave	HDCP	Pins	Gms	Points	High	High	HDCP	HDCP	Most Improved		To Raise	To Drop	Weekly Over Ave
					Won	Game	Sers	Game	Sers	Ave	+/-	Avg +1	Avg -1	Series Ave +/-
Todd Cline	189	26	10828	57	46.0	255	669	280	774	178	+11.96	572	511	602 - 567=35
Scott Orcutt	176	39	9519	54	32.0	238	613	281	742	173	+3.28	570	512	529 - 528=1
Pat Garrelts	187	28	10120	54	38.5	235	672	264	759	191	-3.59	596	538	516 - 564=-48
Tab Eastberg	195	20	8807	45	29.0	244	655	269	730	192	+3.71	601	552	650 - 582=68
Jerry Schmitz	182	33	10390	57	40.0	225	619	264	751	177	+5.28	590	529	567 - 543=24
Josh Garrelts	173	42	5194	30	16.5	228	588	276	732	173	+0.13	548	514	
Jacob Garrelts	bk180	35	474	3		176	474	211	579			480	473	

8 - O'Brien-Stratmann-Redinger

Name	Ave	HDCP	Pins	Gms	Points	High	High	HDCP	HDCP	Most Improved		To Raise	To Drop	Weekly Over Ave
					Won	Game	Sers	Game	Sers	Ave	+/-	Avg +1	Avg -1	Series Ave +/-
Vern Brickner	127	88	7243	57	29.0	170	439	263	721	127	+0.07	437	376	365 - 381=-16
Brandon Baird	162	53	8433	52	40.0	223	594	284	780	159	+3.17	532	476	412 - 489=-77
Michael Allen	183	32	1098	6	1.0	221	558	250	645			558	548	
Bob Cherry	156	59	8457	54	36.0	214	539	271	716	159	-2.39	492	434	432 - 471=-39
Ivan Bombeck	144	71	6511	45	28.0	197	473	269	681	149	-4.31	449	400	446 - 432=14
Marvin Miller	138	77	1660	12	8.0	158	436	237	673			425	409	
Jason Pedersen	177	38	9591	54	27.5	251	596	292	719	175	+2.61	555	497	593 - 528=65
Jaden Janicek	129	86	388	3	2.0	136	388	222	646			392	385	

9 - Impact Bowlers

Name	Ave	HDCP	Pins	Gms	Points	High	High	HDCP	HDCP	Most Improved		To Raise	To Drop	Weekly Over Ave
					Won	Game	Sers	Game	Sers	Ave	+/-	Avg +1	Avg -1	Series Ave +/-
TC Callahan	164	51	9871	60	39.5	243	575	300	746	162	+2.52	524	460	575 - 489=86
Dave Frick	bk153	62	861	6	3.0	167	431	229	617			435	425	
Eric Zikmund	178	37	1072	6	6.0	200	541	235	646			539	529	
Rock Pettit	148	67	7129	48	39.5	193	484	263	700	144	+4.52	470	418	475 - 441=34
Greg Fuestman	170	45	10239	60	41.0	242	593	288	740	166	+4.65	534	470	525 - 510=15
Vincent Mulrone	167	48	10054	60	32.0	265	644	300	794	172	-4.43	530	466	438 - 504=-66
Doug Houtz	184	31	10525	57	45.0	265	722	300	821	169	+15.65	575	514	549 - 552=-3

10 - Bud Light

Name	Ave	HDCP	Pins	Gms	Points	High	High	HDCP	HDCP	Most Improved		To Raise	To Drop	Weekly Over Ave
					Won	Game	Sers	Game	Sers	Ave	+/-	Avg +1	Avg -1	Series Ave +/-
Merlyn Jacobsen	184	31	8310	45	29.5	246	654	280	765	179	+5.67	570	521	
Donn Loy	174	41	7321	42	26.0	225	585	270	714	168	+6.31	554	508	585 - 516=69
Ron Kramer	171	44	8243	48	29.0	248	592	293	727	169	+2.73	529	477	
Tom Nickerson	169	46	9654	57	43.5	210	605	260	755	162	+7.37	546	485	524 - 507=17
Jason White	207	8	7456	36	25.0	259	714	271	747	203	+4.11	656	616	601 - 621=-20
Dustin Graham	220	0	13214	60	37.5	279	782	279	782	216	+4.23	709	645	628 - 660=-32

Temporary Substitutes

Name	Ave	HDCP	Pins	Gms	Points Won	High Game	High Sers	HDCP Game	HDCP Sers	Most Improved Ave +/-	To Raise Avg +1	To Drop Avg -1	Weekly Over Ave Series Ave +/-
Noel Carnahan	bk128	87	454	3	3.0	167	454	254	715		458	451	
Conan Gifford	128	87	386	3	1.0	155	386	242	647		388	381	
Steve Graham	186	29	1681	9	5.5	233	607	260	715		563	550	607 - 537=70
Aries Journey	bk148	67	865	6	5.0	171	443	238	644		440	430	422 - 444=-22
Gil Kindsfater	171	44	2566	15	10.5	222	543	269	684		530	511	
Jeff Luth	159	56	4135	26	20.0	209	543	269	741	158 +1.04	505	475	446 - 480=-34
Jon Shultz	bk191	24	667	3	4.0	224	667	248	739		671	664	

High Individual Match Points

46	Todd Cline	45	Mike Johnson	45	Doug Houtz	44.5	Bob Komonce
43.5	Tom Nickerson	42.5	Keith Smith	41	Greg Fuestman	41	Logan Wirth
41	Mike Dowd	40	Dirk Yonkers	40	Steve Thayer	40	Brandon Baird
40	Jerry Schmitz	40	Jeremy Sklenar	39.5	Rock Pettit	39.5	TC Callahan

Individual High Averages

220.23	Dustin Graham	212.31	Chuck Brisbin	207.11	Jason White	203.92	Logan Wirth
201.31	Bruce Hatcher	196.81	Jerred Johnson	195.71	Tab Eastberg	190.88	Eric Behrendt
189.96	Todd Cline	189.26	Mike Johnson	187.41	Pat Garrelts	186.31	Greg Pettit
184.90	Mark Yonkers	184.67	Merlyn Jacobsen	184.65	Doug Houtz	184.24	Gary Hatcher

Most Improved Average

169	to	184.65	=	+15.65	Doug Houtz	178	to	189.96	=	+11.96	Todd Cline
201	to	212.31	=	+11.31	Chuck Brisbin	195	to	203.92	=	+8.92	Logan Wirth
166	to	174.08	=	+8.08	Ivan Stones	146	to	153.65	=	+7.65	Dan Jeffryes
162	to	169.37	=	+7.37	Tom Nickerson	138	to	145.24	=	+7.24	Jerry Fisher
115	to	122.11	=	+7.11	Steve Thayer	164	to	171.10	=	+7.10	Kenny Stryker

Most Un-Improved Averages

172	to	167.57	=	-4.43	Vincent Mulrone	149	to	144.69	=	-4.31	Ivan Bombeck
191	to	187.41	=	-3.59	Pat Garrelts	160	to	157.02	=	-2.98	Russ Zink
159	to	156.61	=	-2.39	Bob Cherry	165	to	162.76	=	-2.24	Dick Rich
183	to	180.86	=	-2.14	Larry Giddings	193	to	190.88	=	-2.13	Eric Behrendt
188	to	186.31	=	-1.69	Greg Pettit	161	to	160.88	=	-0.12	Randy Stones

Big Apple Fun Center Reprint of Scores -- Week 20

Lane 1 9 - Impact Bowlers Week 20 1/31/2019

Name	Old	Old					HDCP
	Ave	HDCP	-1-	-2-	-3-	Total	Total
TC Callahan	163	52	171	169	235	575	731
Rock L. Pettit	147	68	161	163	151	475	679
Greg Fuestman	170	45	149	177	199	525	660
Vincent T. Mulrone	168	47	141	146	151	438	579
Doug Houtz	184	31	171	188	190	549	642
			====	====	====	====	====
Scratch Total			793	843	926	2562	2562
Handicap			243	243	243		729
Total			1036	1086	1169	2562	3291
Team Points Won			0.0	0.0	5.0	10.0	10.0
Match Points Won			3.0	2.0	4.0	13.0	13.0
Total Points Won			3.0	2.0	9.0	23.0	23.0

Lane 2 3 - Lucky Duck Week 20 1/31/2019

Name	Old	Old					HDCP
	Ave	HDCP	-1-	-2-	-3-	Total	Total
Larry K. Giddings	180	35	202	205	132	539	644
Randy J. Bauer	184	31	195	191	136	522	615
Darrin W. Karsten	181	34	205	166	169	540	642
Jerred J. Johnson	197	18	159	183	202	544	598
Chuck M. Brisbin	212	3	180	256	186	622	631
			====	====	====	====	====
Scratch Total			941	1001	825	2767	2767
Handicap			121	121	121		363
Total			1062	1122	946	2767	3130
Team Points Won			5.0	5.0	0.0	10.0	10.0
Match Points Won			2.0	3.0	1.0	7.0	7.0
Total Points Won			7.0	8.0	1.0	17.0	17.0

Lane 3 6 - Northgate Veterinary Clinic Week 20 1/31/2019

Name	Old	Old					HDCP
	Ave	HDCP	-1-	-2-	-3-	Total	Total
Dick Rich	163	52	156	165	135	456	612
Bruce A. Hatcher	200	15	214	208	216	638	683
Johnny Nikkila	168	47	201	211	179	591	732
Ivan D. Stones	172	43	232	203	172	607	736
Kenny Stryker	169	46	202	187	202	591	729
			====	====	====	====	====
Scratch Total			1005	974	904	2883	2883
Handicap			203	203	203		609
Total			1208	1177	1107	2883	3492
Team Points Won			5.0	5.0	5.0	20.0	20.0
Match Points Won			4.0	4.0	3.0	15.0	15.0
Total Points Won			9.0	9.0	8.0	35.0	35.0

Lane 4 7 - Pat's Plumbing Week 20 1/31/2019

Name	Old	Old					HDCP
	Ave	HDCP	-1-	-2-	-3-	Total	Total
Todd L. Cline	189	26	204	210	188	602	680
Scott A. Orcutt	176	39	183	181	165	529	646
Pat Garrelts	188	27	160	205	151	516	597
Tab A. Eastberg	194	21	223	201	226	650	713
Jerry Schmitz	181	34	213	185	169	567	669
			====	====	====	====	====
Scratch Total			983	982	899	2864	2864
Handicap			147	147	147		441
Total			1130	1129	1046	2864	3305
Team Points Won			0.0	0.0	0.0	0.0	0.0
Match Points Won			1.0	1.0	2.0	5.0	5.0
Total Points Won			1.0	1.0	2.0	5.0	5.0

Lane 5 5 - Coors Light/Turner's Body Sho Week 20 1/31/2019

Name	Old	Old					HDCP
	Ave	HDCP	-1-	-2-	-3-	Total	Total
Eric L. Behrendt	189	26	200	233	190	623	701
Larry L. Harrington	174	41	158	163	172	493	616
Bobby Turner Jr	172	43	135	191	187	513	642
Jeremy D. Sklenar	179	36	246	208	157	611	719
Gary D. Hatcher	184	31	181	193	167	541	634
			====	====	====	====	====
Scratch Total			920	988	873	2781	2781
Handicap			177	177	177		531
Total			1097	1165	1050	2781	3312
Team Points Won			0.0	0.0	0.0	0.0	0.0
Match Points Won			2.0	2.0	1.0	5.0	5.0
Total Points Won			2.0	2.0	1.0	5.0	5.0

Lane 6 4 - Belschners Week 20 1/31/2019

Name	Old	Old					HDCP
	Ave	HDCP	-1-	-2-	-3-	Total	Total
Scott G. Frauen	138	77	134	208	161	503	734
Jerry L. Fisher	143	72	176	162	182	520	736
Dirk C. Yonkers	173	42	171	229	142	542	668
Mark A. Yonkers	182	33	224	202	233	659	758
Keith J. Smith	183	32	183	176	189	548	644
			====	====	====	====	====
Scratch Total			888	977	907	2772	2772
Handicap			256	256	256		768
Total			1144	1233	1163	2772	3540
Team Points Won			5.0	5.0	5.0	20.0	20.0
Match Points Won			3.0	3.0	4.0	15.0	15.0
Total Points Won			8.0	8.0	9.0	35.0	35.0

Lane 7 10 - Bud Light Week 20 1/31/2019

Name	Old	Old					HDCP
	Ave	HDCP	-1-	-2-	-3-	Total	Total
Steve Graham	179	36	204	192	211	607	715
Donn Loy	172	43	225	200	160	585	714
Tom R. Nickerson	169	46	135	185	204	524	662
Jason T. White	207	8	215	200	186	601	625
Dustin W. Graham	220	0	216	221	191	628	628
			====	====	====	====	====
Scratch Total			995	998	952	2945	2945
Handicap			133	133	133		399
Total			1128	1131	1085	2945	3344
Team Points Won			5.0	0.0	0.0	5.0	5.0
Match Points Won			4.0	2.0	2.0	9.0	9.0
Total Points Won			9.0	2.0	2.0	14.0	14.0

Lane 8 1 - Bone Yard Week 20 1/31/2019

Name	Old	Old					HDCP
	Ave	HDCP	-1-	-2-	-3-	Total	Total
Kyle McCarty	160	55	170	213	159	542	707
Steve W. Thayer	120	95	164	142	130	436	721
Mike Dowd	141	74	160	145	157	462	684
Matt M. Kearney	163	52	145	161	188	494	650
Mike J. Johnson	189	26	164	205	202	571	649
			====	====	====	====	====
Scratch Total			803	866	836	2505	2505
Handicap			302	302	302		906
Total			1105	1168	1138	2505	3411
Team Points Won			0.0	5.0	5.0	15.0	15.0
Match Points Won			1.0	3.0	3.0	11.0	11.0
Total Points Won			1.0	8.0	8.0	26.0	26.0

Lane 9 2 - Rasmussen Drywall Week 20 1/31/2019

Name	Old Ave	Old HDCP	-1-	-2-	-3-	Total	HDCP Total
Chuck Morse	164	51	186	178	172	536	689
Aries W. Journey	bk148	67	116	148	158	422	623
Russ Zink	157	58	165	159	141	465	639
Jeff K. Luth	160	55	173	156	117	446	611
Bob Komonce	174	41	106	170	159	435	558
			====	====	====	====	====
Scratch Total			746	811	747	2304	2304
Handicap			272	272	272		816
Total			1018	1083	1019	2304	3120
Team Points Won			5.0	5.0	0.0	10.0	10.0
Match Points Won			2.5	2.0	2.0	9.5	9.5
Total Points Won			7.5	7.0	2.0	19.5	19.5

Lane 10 8 - O'Brien-Straatmann-Redinger Week 20 1/31/2019

Name	Old Ave	Old HDCP	-1-	-2-	-3-	Total	HDCP Total
Vern T. Brickner	127	88	107	148	110	365	629
Brandon L. Baird	163	52	138	121	153	412	568
Bob Cherry	157	58	114	137	181	432	606
Ivan K. Bombeck	144	71	157	147	142	446	659
Jason O. Pedersen	176	39	182	198	213	593	710
			====	====	====	====	====
Scratch Total			698	751	799	2248	2248
Handicap			308	308	308		924
Total			1006	1059	1107	2248	3172
Team Points Won			0.0	0.0	5.0	10.0	10.0
Match Points Won			2.5	3.0	3.0	10.5	10.5
Total Points Won			2.5	3.0	8.0	20.5	20.5

Thursday 6:30 pm

Big Apple Fun Center

Match Points Won (This Week) -- Week 20

Lane 1 9 - Impact Bowlers

Name	Last Wk Won	Last Wk Lost	HDCP -1-	HDCP -2-	HDCP -3-	HDCP Total
TC Callahan	2.0	2.0	223	221	287	731
Rock L. Pettit	4.0		229	231	219	679
Greg Fuestman	3.0	1.0	194	222	244	660
Vincent T. Mulroney	1.0	3.0	188	193	198	579
Doug Houtz	3.0	1.0	202	219	221	642
Dave Frick						
Eric R. Zikmund						

Lane 2 3 - Lucky Duck

Name	Last Wk Won	Last Wk Lost	HDCP -1-	HDCP -2-	HDCP -3-	HDCP Total
Larry K. Giddings	2.0	2.0	237	240	167	644
Randy J. Bauer		4.0	226	222	167	615
Darrin W. Karsten	1.0	3.0	239	200	203	642
Jerred J. Johnson	3.0	1.0	177	201	220	598
Chuck M. Brisbin	1.0	3.0	183	259	189	631
Ray K. Lee						
Logan M. Wirth						
Todd M. Mathews						

Lane 3 6 - Northgate Veterinary Clinic

Name	Last Wk Won	Last Wk Lost	HDCP -1-	HDCP -2-	HDCP -3-	HDCP Total
Dick Rich		4.0	208	217	187	612
Bruce A. Hatcher	4.0		229	223	231	683
Johnny Nikkila	4.0		248	258	226	732
Ivan D. Stones	3.0	1.0	275	246	215	736
Kenny Stryker	4.0		248	233	248	729
Randy A. Stones						
Allen D. Stones						
Justin R. Swanek						

Lane 4 7 - Pat's Plumbing

Name	Last Wk Won	Last Wk Lost	HDCP -1-	HDCP -2-	HDCP -3-	HDCP Total
Todd L. Cline	4.0		230	236	214	680
Scott A. Orcutt		4.0	222	220	204	646
Pat Garrelts		4.0	187	232	178	597
Tab A. Eastberg	1.0	3.0	244	222	247	713
Jerry Schmitz		4.0	247	219	203	669
Josh A. Garrelts						
Jacob A. Garrelts						

Lane 5 5 - Coors Light/Turner's Body Sho

Name	Last Wk Won	Last Wk Lost	HDCP -1-	HDCP -2-	HDCP -3-	HDCP Total
Eric L. Behrendt	1.0	3.0	226	259	216	701
Larry L. Harrington		4.0	199	204	213	616
Bobby Turner Jr	1.0	3.0	178	234	230	642
Jeremy D. Sklenar	2.0	2.0	282	244	193	719
Gary D. Hatcher	1.0	3.0	212	224	198	634
Bill Kirkland						
Kirk E. Kossman						

Lane 6 4 - Belschners

Name	Last Wk Won	Last Wk Lost	HDCP -1-	HDCP -2-	HDCP -3-	HDCP Total
Scott G. Frauen	3.0	1.0	211	285	238	734
Jerry L. Fisher	4.0		248	234	254	736
Dirk C. Yonkers	3.0	1.0	213	271	184	668
Mark A. Yonkers	2.0	2.0	257	235	266	758
Keith J. Smith	3.0	1.0	215	208	221	644
EJ Jackson						

Lane 7 10 - Bud Light

Name	Last Wk Won	Last Wk Lost	HDCP -1-	HDCP -2-	HDCP -3-	HDCP Total
Steve Graham	3.0	1.0	240	228	247	715
Donn Loy	2.0	2.0	268	243	203	714
Tom R. Nickerson	2.0	2.0	181	231	250	662
Jason T. White	1.0	3.0	223	208	194	625
Dustin W. Graham	1.0	3.0	216	221	191	628
Merlyn R. Jacobsen						
Ron G. Kramer						

Lane 8 1 - Bone Yard

Name	Last Wk Won	Last Wk Lost	HDCP -1-	HDCP -2-	HDCP -3-	HDCP Total
Kyle McCarty	1.0	3.0	225	268	214	707
Steve W. Thayer	2.0	2.0	259	237	225	721
Mike Dowd	2.0	2.0	234	219	231	684
Matt M. Kearney	3.0	1.0	197	213	240	650
Mike J. Johnson	3.0	1.0	190	231	228	649
Greg A. Pettit						

Lane 9 2 - Rasmussen Drywall

Name	Last Wk Won	Last Wk Lost	HDCP -1-	HDCP -2-	HDCP -3-	HDCP Total
Chuck Morse	3.0	1.0	237	229	223	689
Aries W. Journey	3.0	1.0	183	215	225	623
Russ Zink	3.0	1.0	223	217	199	639
Jeff K. Luth	0.5	3.5	228	211	172	611
Bob Komonco		4.0	147	211	200	558
Bob Verbeck						
Dan Jeffryes						

Lane 10 8 - O'Brien-Stratmann-Redinger

Name	Last Wk Won	Last Wk Lost	HDCP -1-	HDCP -2-	HDCP -3-	HDCP Total
Vern T. Brickner	1.0	3.0	195	236	198	629
Brandon L. Baird	1.0	3.0	190	173	205	568
Bob Cherry	1.0	3.0	172	195	239	606
Ivan K. Bombeck	3.5	0.5	228	218	213	659
Jason O. Pedersen	4.0		221	237	252	710
Michael G. Allen						
Marvin E. Miller						
Jaden V. Janicek						

Thursday 6:30 pm

Big Apple Fun Center

Match Points Won (Total for Year)

Name	Ave	Gms	Points		%Won	Name	Ave	Gms	Points		%Won
			Won	Lost					Won	Lost	
Todd L. Cline	189	57	46.0	30.0	60.53%	Scott G. Frauen	140	57	29.0	47.0	38.16%
Mike J. Johnson	189	57	45.0	31.0	59.21%	Tab A. Eastberg	195	45	29.0	31.0	48.33%
Douglas G. Houtz	184	57	45.0	31.0	59.21%	Eric L. Behrendt	190	48	28.0	36.0	43.75%
Robert W. Komonce	172	60	44.5	35.5	55.63%	Ivan K. Bombeck	144	45	28.0	32.0	46.67%
Tom R. Nickerson	169	57	43.5	32.5	57.24%	Mark A. Yonkers	184	51	27.5	40.5	40.44%
Keith J. Smith	183	60	42.5	37.5	53.13%	Jason O. Pedersen	177	54	27.5	44.5	38.19%
Gregory A. Fuestman	170	60	41.0	39.0	51.25%	Randy J. Bauer	183	39	27.0	25.0	51.92%
Logan M. Wirth	203	48	41.0	23.0	64.06%	Larry K. Giddings	180	36	26.5	21.5	55.21%
Michael E. Dowd	142	60	41.0	39.0	51.25%	Bruce A. Hatcher	201	54	26.0	46.0	36.11%
Dirk C. Yonkers	174	57	40.0	36.0	52.63%	Donn Loy	174	42	26.0	30.0	46.43%
Steve W. Thayer	122	57	40.0	36.0	52.63%	Richard W. Rich	162	51	26.0	42.0	38.24%
Brandon L. Baird	162	52	40.0	29.3	57.72%	Matt M. Kearney	163	60	25.5	54.5	31.88%
Gerald L. Schmitz	182	57	40.0	36.0	52.63%	Jason T. White	207	36	25.0	23.0	52.08%
Jeremy D. Sklenar	181	54	40.0	32.0	55.56%	Erold E. Jackson	138	30	23.0	17.0	57.50%
Rock L. Pettit	148	48	39.5	24.5	61.72%	Darrin W. Karsten	181	36	22.0	26.0	45.83%
Terrence D. Callahan	164	60	39.5	40.5	49.38%	Jeff K. Luth	159	26	20.0	14.7	57.64%
Robert L. Turner Jr	172	57	39.5	36.5	51.97%	Ray K. Lee	155	21	19.5	8.5	69.64%
Russell L. Zink	157	60	38.5	41.5	48.13%	Todd M. Mathews	218	18	18.0	6.0	75.00%
Patrick A. Garrelts	187	54	38.5	33.5	53.47%	Kirk E. Kossman	151	33	17.0	27.0	38.64%
Larry L. Harrington	173	54	38.5	33.5	53.47%	Josh A. Garrelts	173	30	16.5	23.5	41.25%
Jerred J. Johnson	196	54	38.0	34.0	52.78%	Randy A. Stones	160	25	13.0	20.3	39.04%
Ivan D. Stones	174	53	38.0	32.7	53.75%	Gil K. Kindsfater	171	15	10.5	9.5	52.50%
Kenneth L. Stryker	171	48	38.0	26.0	59.38%	Marvin E. Miller	138	12	8.0	8.0	50.00%
Dustin W. Graham	220	60	37.5	42.5	46.88%	Eric R. Zikmund	178	6	6.0	2.0	75.00%
Danny R. Jeffries	153	48	36.0	28.0	56.25%	Steven G. Graham	186	9	5.5	6.5	45.83%
Gary D. Hatcher	184	54	36.0	36.0	50.00%	Aries W. Journey	bk148	6	5.0	3.0	62.50%
Robert L. Cherry	156	54	36.0	36.0	50.00%	Kyle McCarty	170	6	4.0	4.0	50.00%
Greg A. Pettit	186	54	35.5	36.5	49.31%	Justin R. Swanek	bk196	6	4.0	4.0	50.00%
Chuck M. Brisbin	212	45	35.0	25.0	58.33%	Jon E. Shultz	bk191	3	4.0		100.00%
Jerry L. Fisher	145	45	34.0	26.0	56.67%	William D. Kirkland	bk147	3	3.0	1.0	75.00%
Charles G. Morse	165	45	33.0	31.0	51.56%	David L. Frick	bk153	6	3.0	5.0	37.50%
Robert E. Verbeck	165	57	32.5	43.5	42.76%	Noel Carnahan	bk128	3	3.0	1.0	75.00%
Vincent T. Mulrone	167	60	32.0	48.0	40.00%	Allen D. Stones	183	6	3.0	5.0	37.50%
Scott A. Orcutt	176	54	32.0	40.0	44.44%	Jaden V. Janicek	129	3	2.0	2.0	50.00%
John L. Nikkila	170	54	31.5	40.5	43.75%	Conan R. Gifford	128	3	1.0	3.0	25.00%
Merlyn R. Jacobsen	184	45	29.5	30.5	49.17%	Michael G. Allen	183	6	1.0	7.0	12.50%
Ron G. Kramer	171	48	29.0	35.0	45.31%	Jacob A. Garrelts	bk180	3		4.0	0.00%
Vern T. Brickner	127	57	29.0	47.0	38.16%						

Thursday 6:30 pm

Big Apple Fun Center

Change in Average

Name	-----Old-----		Old					---Average Change---			Weekly Over Ave
	Pins	Games	Ave	-1-	-2-	-3-	Total	New	Old	----> +/-	Series Ave +/-
Michael G. Allen	1098	6	183				0	183.00	- 183.00	= 0.00	
Brandon L. Baird	8021	49	163	138	121	153	412	162.17	- 163.69	= -1.52	412 - 489=-77
Randy J. Bauer	6642	36	184	195	191	136	522	183.69	- 184.50	= -0.81	522 - 552=-30
Eric L. Behrendt	8539	45	189	200	233	190	623	190.88	- 189.76	= 1.12	623 - 567=56
Ivan K. Bombeck	6065	42	144	157	147	142	446	144.69	- 144.40	= 0.28	446 - 432=14
Vern T. Brickner	6878	54	127	107	148	110	365	127.07	- 127.37	= -0.30	365 - 381=-16
Chuck M. Brisbin	8932	42	212	180	256	186	622	212.31	- 212.67	= -0.36	622 - 636=-14
TC Callahan	9296	57	163	171	169	235	575	164.52	- 163.09	= 1.43	575 - 489=86
Noel Carnahan	454	3bk	128				0	151.33	- 151.33	= 0.00	
Bob Cherry	8025	51	157	114	137	181	432	156.61	- 157.35	= -0.74	432 - 471=-39
Todd L. Cline	10226	54	189	204	210	188	602	189.96	- 189.37	= 0.59	602 - 567=35
Mike Dowd	8065	57	141	160	145	157	462	142.12	- 141.49	= 0.63	462 - 423=39
Tab A. Eastberg	8157	42	194	223	201	226	650	195.71	- 194.21	= 1.50	650 - 582=68
Jerry L. Fisher	6016	42	143	176	162	182	520	145.24	- 143.24	= 2.01	520 - 429=91
Scott G. Frauen	7504	54	138	134	208	161	503	140.47	- 138.96	= 1.51	503 - 414=89
Dave Frick	861	6bk	153				0	143.50	- 143.50	= 0.00	
Greg Fuestman	9714	57	170	149	177	199	525	170.65	- 170.42	= 0.23	525 - 510=15
Jacob A. Garrelts	474	3bk	180				0	158.00	- 158.00	= 0.00	
Josh A. Garrelts	5194	30	173				0	173.13	- 173.13	= 0.00	
Pat Garrelts	9604	51	188	160	205	151	516	187.41	- 188.31	= -0.91	516 - 564=-48
Larry K. Giddings	5972	33	180	202	205	132	539	180.86	- 180.97	= -0.11	539 - 540=-1
Conan R. Gifford	386	3	128				0	128.67	- 128.67	= 0.00	
Dustin W. Graham	12586	57	220	216	221	191	628	220.23	- 220.81	= -0.57	628 - 660=-32
Steve Graham	1074	6	179	204	192	211	607	186.78	- 179.00	= 7.78	607 - 537=70
Larry L. Harrington	8896	51	174	158	163	172	493	173.87	- 174.43	= -0.56	493 - 522=-29
Bruce A. Hatcher	10233	51	200	214	208	216	638	201.31	- 200.65	= 0.67	638 - 600=38
Gary D. Hatcher	9408	51	184	181	193	167	541	184.24	- 184.47	= -0.23	541 - 552=-11
Doug Houtz	9976	54	184	171	188	190	549	184.65	- 184.74	= -0.09	549 - 552=-3
EJ Jackson	4150	30	138				0	138.33	- 138.33	= 0.00	
Merlyn R. Jacobsen	8310	45	184				0	184.67	- 184.67	= 0.00	
Jaden V. Janicek	388	3	129				0	129.33	- 129.33	= 0.00	
Dan Jeffryes	7375	48	153				0	153.65	- 153.65	= 0.00	
Jerred J. Johnson	10084	51	197	159	183	202	544	196.81	- 197.73	= -0.91	544 - 591=-47
Mike J. Johnson	10217	54	189	164	205	202	571	189.26	- 189.20	= 0.06	571 - 567=4
Aries W. Journey	443	3bk	148	116	148	158	422	144.17	- 147.67	= -3.50	422 - 444=-22
Darrin W. Karsten	6004	33	181	205	166	169	540	181.78	- 181.94	= -0.16	540 - 543=-3
Matt M. Kearney	9320	57	163	145	161	188	494	163.57	- 163.51	= 0.06	494 - 489=5
Gil K. Kindsfater	2566	15	171				0	171.07	- 171.07	= 0.00	

Name	-----Old-----		Old					---Average Change---			Weekly Over Ave
	Pins	Games	Ave	-1-	-2-	-3-	Total	New	Old	----> +/-	Series Ave +/-
Bill Kirkland	417		3bk147				0	139.00	- 139.00	= 0.00	
Bob Komonce	9939	57	174	106	170	159	435	172.90	- 174.37	= -1.47	435 - 522=-87
Kirk E. Kossman	5014	33	151				0	151.94	- 151.94	= 0.00	
Ron G. Kramer	8243	48	171				0	171.73	- 171.73	= 0.00	
Ray K. Lee	3273	21	155				0	155.86	- 155.86	= 0.00	
Donn Loy	6736	39	172	225	200	160	585	174.31	- 172.72	= 1.59	585 - 516=69
Jeff K. Luth	3689	23	160	173	156	117	446	159.04	- 160.39	= -1.35	446 - 480=-34
Todd M. Mathews	3932	18	218				0	218.44	- 218.44	= 0.00	
Kyle McCarty	481	3	160	170	213	159	542	170.50	- 160.33	= 10.17	542 - 480=62
Marvin E. Miller	1660	12	138				0	138.33	- 138.33	= 0.00	
Chuck Morse	6896	42	164	186	178	172	536	165.16	- 164.19	= 0.97	536 - 492=44
Vincent T. Mulrone	9616	57	168	141	146	151	438	167.57	- 168.70	= -1.14	438 - 504=-66
Tom R. Nickerson	9130	54	169	135	185	204	524	169.37	- 169.07	= 0.29	524 - 507=17
Johnny Nikkila	8610	51	168	201	211	179	591	170.39	- 168.82	= 1.57	591 - 504=87
Scott A. Orcutt	8990	51	176	183	181	165	529	176.28	- 176.27	= 0.00	529 - 528=1
Jason O. Pedersen	8998	51	176	182	198	213	593	177.61	- 176.43	= 1.18	593 - 528=65
Greg A. Pettit	10061	54	186				0	186.31	- 186.31	= 0.00	
Rock L. Pettit	6654	45	147	161	163	151	475	148.52	- 147.87	= 0.65	475 - 441=34
Dick Rich	7845	48	163	156	165	135	456	162.76	- 163.44	= -0.67	456 - 489=-33
Jerry Schmitz	9823	54	181	213	185	169	567	182.28	- 181.91	= 0.37	567 - 543=24
Jon E. Shultz	667		3bk191				0	222.33	- 222.33	= 0.00	
Jeremy D. Sklenar	9164	51	179	246	208	157	611	181.02	- 179.69	= 1.33	611 - 537=74
Keith J. Smith	10469	57	183	183	176	189	548	183.62	- 183.67	= -0.05	548 - 549=-1
Allen D. Stones	1101	6	183				0	183.50	- 183.50	= 0.00	
Ivan D. Stones	8619	50	172	232	203	172	607	174.08	- 172.38	= 1.70	607 - 516=91
Randy A. Stones	4022	25	160				0	160.88	- 160.88	= 0.00	
Kenny Stryker	7622	45	169	202	187	202	591	171.10	- 169.38	= 1.73	591 - 507=84
Justin R. Swanek	1183		6bk196				0	197.17	- 197.17	= 0.00	
Steve W. Thayer	6524	54	120	164	142	130	436	122.11	- 120.81	= 1.29	436 - 360=76
Bobby Turner Jr	9340	54	172	135	191	187	513	172.86	- 172.96	= -0.10	513 - 516=-3
Bob Verbeck	9405	57	165				0	165.00	- 165.00	= 0.00	
Jason T. White	6855	33	207	215	200	186	601	207.11	- 207.73	= -0.62	601 - 621=-20
Logan M. Wirth	9788	48	203				0	203.92	- 203.92	= 0.00	
Dirk C. Yonkers	9392	54	173	171	229	142	542	174.28	- 173.93	= 0.35	542 - 519=23
Mark A. Yonkers	8771	48	182	224	202	233	659	184.90	- 182.73	= 2.17	659 - 546=113
Eric R. Zikmund	1072	6	178				0	178.67	- 178.67	= 0.00	
Russ Zink	8956	57	157	165	159	141	465	157.02	- 157.12	= -0.11	465 - 471=-6

Thursday 6:30 pm

Big Apple Fun Center

High Average Listing

Name	True Average	Pins	Gms	To Raise Avg +1	To Drop Avg -1
Jon E. Shultz	222.33	667	3	671	664
Dustin W. Graham	220.23	13214	60	709	645
Todd M. Mathews	218.44	3932	18	667	645
Chuck M. Brisbin	212.31	9554	45	670	621
Jason T. White	207.11	7456	36	656	616
Logan M. Wirth	203.92	9788	48	616	564
Bruce A. Hatcher	201.31	10871	54	643	585
Justin R. Swanek	197.17	1183	6	599	589
Jerred J. Johnson	196.81	10628	54	601	543
Tab A. Eastberg	195.71	8807	45	601	552
Eric L. Behrendt	190.88	9162	48	579	527
Todd L. Cline	189.96	10828	57	572	511
Mike J. Johnson	189.26	10788	57	612	551
Patrick A. Garrelts	187.41	10120	54	596	538
Steven G. Graham	186.78	1681	9	563	550
Greg A. Pettit	186.31	10061	54	598	540
Mark A. Yonkers	184.90	9430	51	560	505
Merlyn R. Jacobsen	184.67	8310	45	570	521
Douglas G. Houtz	184.65	10525	57	575	514
Gary D. Hatcher	184.24	9949	54	596	538
Randy J. Bauer	183.69	7164	39	564	521
Keith J. Smith	183.62	11017	60	575	511
Allen D. Stones	183.50	1101	6	555	545
Michael G. Allen	183.00	1098	6	558	548
Gerald L. Schmitz	182.28	10390	57	590	529
Darrin W. Karsten	181.78	6544	36	554	514
Jeremy D. Sklenar	181.02	9775	54	599	541
Larry K. Giddings	180.86	6511	36	548	508
Eric R. Zikmund	178.67	1072	6	539	529
Jason O. Pedersen	177.61	9591	54	555	497
Scott A. Orcutt	176.28	9519	54	570	512
Donn Loy	174.31	7321	42	554	508
Dirk C. Yonkers	174.28	9934	57	566	505
Ivan D. Stones	174.08	9226	53	574	517
Larry L. Harrington	173.87	9389	54	529	471
Josh A. Garrelts	173.13	5194	30	548	514
Robert W. Komonce	172.90	10374	60	525	461
Robert L. Turner Jr	172.86	9853	57	527	466
Ron G. Kramer	171.73	8243	48	529	477
Kenneth L. Stryker	171.10	8213	48	559	507
Gil K. Kindsfater	171.07	2566	15	530	511
Gregory A. Fuestman	170.65	10239	60	534	470
Kyle McCarty	170.50	1023	6	516	506
John L. Nikkila	170.39	9201	54	546	488
Tom R. Nickerson	169.37	9654	57	546	485
Vincent T. Mulroney	167.57	10054	60	530	466
Charles G. Morse	165.16	7432	45	536	487
Robert E. Verbeck	165.00	9405	57	555	494
Terrence D. Callahan	164.52	9871	60	524	460

<u>Name</u>	<u>True Average</u>	<u>Pins Gms</u>		<u>To Raise Avg +1</u>	<u>To Drop Avg -1</u>
Matt M. Kearney	163.57	9814	60	518	454
Richard W. Rich	162.76	8301	51	501	446
Brandon L. Baird	162.17	8433	52	532	476
Randy A. Stones	160.88	4022	25	486	457
Jeff K. Luth	159.04	4135	26	505	475
Jacob A. Garrelts	158.00	474	3	480	473
Russell L. Zink	157.02	9421	60	533	469
Robert L. Cherry	156.61	8457	54	492	434
Ray K. Lee	155.86	3273	21	471	446
Danny R. Jeffryes	153.65	7375	48	479	427
Kirk E. Kossman	151.94	5014	33	458	421
Noel Carnahan	151.33	454	3	458	451
Rock L. Pettit	148.52	7129	48	470	418
Jerry L. Fisher	145.24	6536	45	472	423
Ivan K. Bombeck	144.69	6511	45	449	400
Aries W. Journey	144.17	865	6	440	430
David L. Frick	143.50	861	6	435	425
Michael E. Dowd	142.12	8527	60	482	418
Scott G. Frauen	140.47	8007	57	453	392
William D. Kirkland	139.00	417	3	423	416
Marvin E. Miller	138.33	1660	12	425	409
Erold E. Jackson	138.33	4150	30	437	403
Jaden V. Janicek	129.33	388	3	392	385
Conan R. Gifford	128.67	386	3	388	381
Vern T. Brickner	127.07	7243	57	437	376
Steve W. Thayer	122.11	6960	57	420	359

Thursday 6:30 pm

Big Apple Fun Center

Most Pins Over Average

Name	----Old----		Old					---Average Change---			Weekly Over Ave
	Pins	Games	Ave	-1-	-2-	-3-	Total	New	Old	----> +/-	Series Ave +/-
Mark A. Yonkers	8771	48	182	224	202	233	659	184.90	- 182.73	= 2.17	659 - 546=113
Jerry L. Fisher	6016	42	143	176	162	182	520	145.24	- 143.24	= 2.01	520 - 429=91
Ivan D. Stones	8619	50	172	232	203	172	607	174.08	- 172.38	= 1.70	607 - 516=91
Scott G. Frauen	7504	54	138	134	208	161	503	140.47	- 138.96	= 1.51	503 - 414=89
Johnny Nikkila	8610	51	168	201	211	179	591	170.39	- 168.82	= 1.57	591 - 504=87
TC Callahan	9296	57	163	171	169	235	575	164.52	- 163.09	= 1.43	575 - 489=86
Kenny Stryker	7622	45	169	202	187	202	591	171.10	- 169.38	= 1.73	591 - 507=84
Steve W. Thayer	6524	54	120	164	142	130	436	122.11	- 120.81	= 1.29	436 - 360=76
Jeremy D. Sklenar	9164	51	179	246	208	157	611	181.02	- 179.69	= 1.33	611 - 537=74
Steve Graham	1074	6	179	204	192	211	607	186.78	- 179.00	= 7.78	607 - 537=70
Donn Loy	6736	39	172	225	200	160	585	174.31	- 172.72	= 1.59	585 - 516=69
Tab A. Eastberg	8157	42	194	223	201	226	650	195.71	- 194.21	= 1.50	650 - 582=68
Jason O. Pedersen	8998	51	176	182	198	213	593	177.61	- 176.43	= 1.18	593 - 528=65
Kyle McCarty	481	3	160	170	213	159	542	170.50	- 160.33	= 10.17	542 - 480=62
Eric L. Behrendt	8539	45	189	200	233	190	623	190.88	- 189.76	= 1.12	623 - 567=56
Chuck Morse	6896	42	164	186	178	172	536	165.16	- 164.19	= 0.97	536 - 492=44
Mike Dowd	8065	57	141	160	145	157	462	142.12	- 141.49	= 0.63	462 - 423=39
Bruce A. Hatcher	10233	51	200	214	208	216	638	201.31	- 200.65	= 0.67	638 - 600=38
Todd L. Cline	10226	54	189	204	210	188	602	189.96	- 189.37	= 0.59	602 - 567=35
Rock L. Pettit	6654	45	147	161	163	151	475	148.52	- 147.87	= 0.65	475 - 441=34
Jerry Schmitz	9823	54	181	213	185	169	567	182.28	- 181.91	= 0.37	567 - 543=24
Dirk C. Yonkers	9392	54	173	171	229	142	542	174.28	- 173.93	= 0.35	542 - 519=23
Tom R. Nickerson	9130	54	169	135	185	204	524	169.37	- 169.07	= 0.29	524 - 507=17
Greg Fuestman	9714	57	170	149	177	199	525	170.65	- 170.42	= 0.23	525 - 510=15
Ivan K. Bombeck	6065	42	144	157	147	142	446	144.69	- 144.40	= 0.28	446 - 432=14
Matt M. Kearney	9320	57	163	145	161	188	494	163.57	- 163.51	= 0.06	494 - 489=5
Mike J. Johnson	10217	54	189	164	205	202	571	189.26	- 189.20	= 0.06	571 - 567=4
Scott A. Orcutt	8990	51	176	183	181	165	529	176.28	- 176.27	= 0.00	529 - 528=1
Keith J. Smith	10469	57	183	183	176	189	548	183.62	- 183.67	= -0.05	548 - 549=-1
Larry K. Giddings	5972	33	180	202	205	132	539	180.86	- 180.97	= -0.11	539 - 540=-1
Darrin W. Karsten	6004	33	181	205	166	169	540	181.78	- 181.94	= -0.16	540 - 543=-3
Doug Houtz	9976	54	184	171	188	190	549	184.65	- 184.74	= -0.09	549 - 552=-3
Bobby Turner Jr	9340	54	172	135	191	187	513	172.86	- 172.96	= -0.10	513 - 516=-3
Russ Zink	8956	57	157	165	159	141	465	157.02	- 157.12	= -0.11	465 - 471=-6
Gary D. Hatcher	9408	51	184	181	193	167	541	184.24	- 184.47	= -0.23	541 - 552=-11
Chuck M. Brisbin	8932	42	212	180	256	186	622	212.31	- 212.67	= -0.36	622 - 636=-14
Vern T. Brickner	6878	54	127	107	148	110	365	127.07	- 127.37	= -0.30	365 - 381=-16
Jason T. White	6855	33	207	215	200	186	601	207.11	- 207.73	= -0.62	601 - 621=-20

Name	-----Old-----		Old	-1-	-2-	-3-	Total	---Average Change---			Weekly Over Ave		
	Pins	Games	Ave					New	Old	----> +/-	Series Ave +/-		
Aries W. Journey	443	3bk	148	116	148	158	422	144.17	-	147.67	=	-3.50	422 - 444=-22
Larry L. Harrington	8896	51	174	158	163	172	493	173.87	-	174.43	=	-0.56	493 - 522=-29
Randy J. Bauer	6642	36	184	195	191	136	522	183.69	-	184.50	=	-0.81	522 - 552=-30
Dustin W. Graham	12586	57	220	216	221	191	628	220.23	-	220.81	=	-0.57	628 - 660=-32
Dick Rich	7845	48	163	156	165	135	456	162.76	-	163.44	=	-0.67	456 - 489=-33
Jeff K. Luth	3689	23	160	173	156	117	446	159.04	-	160.39	=	-1.35	446 - 480=-34
Bob Cherry	8025	51	157	114	137	181	432	156.61	-	157.35	=	-0.74	432 - 471=-39
Jerred J. Johnson	10084	51	197	159	183	202	544	196.81	-	197.73	=	-0.91	544 - 591=-47
Pat Garrelts	9604	51	188	160	205	151	516	187.41	-	188.31	=	-0.91	516 - 564=-48
Vincent T. Mulroney	9616	57	168	141	146	151	438	167.57	-	168.70	=	-1.14	438 - 504=-66
Brandon L. Baird	8021	49	163	138	121	153	412	162.17	-	163.69	=	-1.52	412 - 489=-77
Bob Komonce	9939	57	174	106	170	159	435	172.90	-	174.37	=	-1.47	435 - 522=-87
Kirk E. Kossman	5014	33	151				0	151.94	-	151.94	=	0.00	
Randy A. Stones	4022	25	160				0	160.88	-	160.88	=	0.00	
Josh A. Garrelts	5194	30	173				0	173.13	-	173.13	=	0.00	
Logan M. Wirth	9788	48	203				0	203.92	-	203.92	=	0.00	
Dan Jeffryes	7375	48	153				0	153.65	-	153.65	=	0.00	
Ron G. Kramer	8243	48	171				0	171.73	-	171.73	=	0.00	
Bill Kirkland	417	3bk	147				0	139.00	-	139.00	=	0.00	
Dave Frick	861	6bk	153				0	143.50	-	143.50	=	0.00	
Todd M. Mathews	3932	18	218				0	218.44	-	218.44	=	0.00	
Jacob A. Garrelts	474	3bk	180				0	158.00	-	158.00	=	0.00	
Conan R. Gifford	386	3	128				0	128.67	-	128.67	=	0.00	
Michael G. Allen	1098	6	183				0	183.00	-	183.00	=	0.00	
Gil K. Kindsfater	2566	15	171				0	171.07	-	171.07	=	0.00	
Justin R. Swanek	1183	6bk	196				0	197.17	-	197.17	=	0.00	
Jaden V. Janicek	388	3	129				0	129.33	-	129.33	=	0.00	
Jon E. Shultz	667	3bk	191				0	222.33	-	222.33	=	0.00	
Marvin E. Miller	1660	12	138				0	138.33	-	138.33	=	0.00	
Noel Carnahan	454	3bk	128				0	151.33	-	151.33	=	0.00	
EJ Jackson	4150	30	138				0	138.33	-	138.33	=	0.00	
Allen D. Stones	1101	6	183				0	183.50	-	183.50	=	0.00	
Eric R. Zikmund	1072	6	178				0	178.67	-	178.67	=	0.00	
Greg A. Pettit	10061	54	186				0	186.31	-	186.31	=	0.00	
Merlyn R. Jacobsen	8310	45	184				0	184.67	-	184.67	=	0.00	
Ray K. Lee	3273	21	155				0	155.86	-	155.86	=	0.00	
Bob Verbeck	9405	57	165				0	165.00	-	165.00	=	0.00	

Thursday 6:30 pm

Big Apple Fun Center

Alphabetic League Bowler Contact List

USBC					Bowling	
ID Number	Name	Phone	Phone	E-mail	Hand	Sex
1560-49743	Allen, Michael G.	(616)425-1045	() - -	michael.g.allen@hotmail.com	R	M
1494-2730	Baird, Brandon L.	(308)708-8546	(308)440-5826		R	M
1494-2657	Bauer, Randy J.	(308)750-6212	() - -		R	M
6219-144	Behrendt, Eric L.	(308)238-1908	() - -	eb.brushworks@gmail.com	R	M
1494-38	Bombeck, Ivan K.	(308)237-7689	() - -		L	M
1494-875	Brickner, Vern T.	(308)677-5953	() - -	vernbrickner@gmail.com	R	M
1494-789	Brisbin, Chuck M.	(308)440-2265	(308)234-4545	Husk300@gmail.com	R	M
1494-3086	Callahan, Terrence "TC" D.	(308)233-1311	() - -		R	M
1494-2974	Carnahan, Noel	(308)627-7903	() - -		R	M
1494-11	Cherry, Robert "Bob" L.	(308)938-2525	() - -		R	M
1494-315	Cline, Todd L.	(308)293-7645	() - -		R	M
1494-3028	Dowd, Michael "Mike" E.	(308)455-7488	() - -	xcdowd@gmail.com	R	M
1494-260	Eastberg, Tab A.	(308)293-0559	() - -		R	M
1494-72	Fisher, Jerry L.	(308)826-4265	(308)293-3846		R	M
1494-2367	Frauen, Scott G.	(308)390-5205	() - -	hippihollow@live.msn	R	M
1494-3151	Frick, David "Dave" L.	(308)293-4259	() - -		R	M
1494-949	Fuestman, Gregory "Greg" A.	(308)224-1500	() - -	gregfuestman@gmail.com	R	M
6201-141	Garrelts, Jacob A.	(308)224-7477	(308)440-1412	jacobgal6@gmail.com	R	M
7914-36326	Garrelts, Josh A.	(308)627-1953	(308)440-1473	joshg112@frontier.com	R	M
1494-421	Garrelts, Patrick "Pat" A.	(308)440-1412	() - -	patsplumbing@frontier.com	R	M
1494-1258	Giddings, Larry K.	(308)627-3247	() - -	lkiddings300@gmail.com	R	M
1494-3221	Gifford, Conan R.	(308)455-7948	() - -	conan1311@gmail.com	R	M
1494-2616	Graham, Dustin W.	(402)760-2000	() - -	dgraham814300@gmail.com	R	M
8966-5939	Graham, Steven "Steve" G.	(402)760-0143	(402)387-2767	ainskaw@hotmail.com	L	M
27580-14	Harrington, Larry L.	(308)236-5902	() - -		R	M
1486-2240	Hatcher, Bruce A.	(308)627-7379	() - -	brucehatcher@charter.net	R	M
1494-256	Hatcher, Gary D.	(308)238-3914	() - -	gary.hatcher@charter.net	R	M
1494-649	Houtz, Douglas "Doug" G.	(308)224-1698	() - -	writetodoug@yahoo.com	R	M
1494-2230	Jackson, Eroid "EJ" E.	(308)293-5667	() - -		L	M
1494-30	Jacobsen, Merlyn R.	(308)234-5096	(308)293-8760		R	M
9726-4177	Janicek, Jaden V.	(402)249-2139	() - -	jaden.janicke@gmail.com	R	M
1468-58	Jeffryes, Danny "Dan" R.	(402)276-2715	() - -	djeffryes52@gmail.com	R	M
1494-2364	Johnson, Jerred J.	(308)440-1200	() - -	jiliv2hunt@hotmail.com	R	M
1494-3060	Johnson, Mike J.	(308)293-9595	() - -		R	M
11-750023	Journey, Aries W.	(308)224-9045	() - -		R	M
1494-1613	Karsten, Darrin W.	(308)627-4799	(308)237-5025	dwkarsten@aol.com	R	M
1494-3135	Kearney, Matt M.	(308)440-5368	(308)325-4320	mattkearney70@gmail.com	R	M
1494-324	Kindsfater, Gil K.	(308)234-2298	(308)233-7172	gilkind@charter.net	R	M
1494-1989	Kirkland, William "Bill" D.	(308)233-4253	() - -	kirklandsiding@charter.net	R	M
1494-2619	Komoncer, Robert "Bob" W.	(308)627-9294	(308)338-3072	komoncer59@yahoo.com	R	M
1494-352	Kossmann, Kirk E.	(308)440-5461	() - -	goosehunter1226@yahoo.com	R	M
1494-1031	Kramer, Ron G.	(308)236-6450	() - -	ronshark66@gmail.com	R	M
1494-176	Lee, Ray K.	(308)647-5382	(308)647-5382		R	M
10-1822254	Loy, Donn	(308)920-1203	() - -	donnloy@mac.com	R	M
1494-124	Luth, Jeff K.	(308)240-1690	() - -		R	M
1494-1323	Mathews, Todd M.	(308)293-5684	() - -		R	M
9726-4123	McCarty, Kyle	(308)750-1605	() - -	kylemccarty84@hotmail.com	R	M
1494-33	Miller, Marvin E.	(308)234-1636	(308)440-9308		R	M
274-4282	Morse, Charles "Chuck" G.	(308)293-0135	() - -	chuckandscooter@yahoo.com	R	M
1494-2192	Mulrone, Vincent T.	(308)440-2609	(308)440-1256	mulrone@rcom-ne.com	R	M
1494-2371	Nickerson, Tom R.	(308)627-5882	(308)234-4115	tomnick@charter.net	R	M
1494-182	Nikkila, John "Johnny" L.	(308)440-1331	() - -	jln.mkn@charter.net	R	M
1494-2481	Orcutt, Scott A.	(308)236-7094	() - -	scott.a.orcutt@gmail.com	R	M

USBC					Bowling	
ID Number	Name	Phone	Phone	E-mail	Hand	Sex
8193-35541	Pedersen, Jason O.	(480)216-0233	()_-__	japed97@gmail.com	R	M
6201-149	Pettit, Greg A.	(308)708-9824	()_-__		R	M
1494-185	Pettit, Rock L.	(308)293-8676	()_-__		R	M
1494-268	Rich, Richard "Dick" W.	(308)234-3486	()_-__		L	M
1494-85	Schmitz, Gerald "Jerry" L.	(308)233-1948	()_-__		R	M
6212-88	Shultz, Jon E.	(308)539-6487	()_-__	bowlinggamer@hotmail.com	R	M
6219-124	Sklenar, Jeremy D.	(308)627-5735	()_-__	jdsklenar@hotmail.com	R	M
1494-3011	Smith, Keith J.	(308)440-0091	()_-__		R	M
1494-2244	Stones, Allen D.	(308)293-7375	()_-__	stonesdvm@gmail.com	R	M
1494-6	Stones, Ivan D.	(308)234-4231	(308)440-3258	stonivad@charter.net	R	M
1494-36	Stones, Randy A.	(308)440-8359	(308)440-1987	randystones58@gmail.com	L	M
1494-7	Stryker, Kenneth "Kenny" L.	(308)234-3945	()_-__		R	M
1489-1082	Swanek, Justin R.	(402)210-0537	()_-__	Diggerj79@yahoo.com	R	M
9726-4108	Thayer, Steve W.	(308)233-1317	()_-__	steventhayer69@gmail.com	R	M
1494-87	Turner Jr, Robert "Bobby" L.	(308)440-1799	()_-__	bobby.turner59@yahoo.com	R	M
1494-363	Verbeck, Robert "Bob" E.	(308)240-9675	()_-__		R	M
1486-5074	White, Jason T.	(308)383-4661	()_-__		R	M
6201-92	Wirth, Logan M.	(308)233-3915	()_-__		R	M
1494-3143	Yonkers, Dirk C.	(308)293-4147	()_-__	peeb4147@gmail.com	R	M
1494-1898	Yonkers, Mark A.	(308)440-6006	()_-__		R	M
1494-2816	Zikmund, Eric R.	(308)293-1744	()_-__	littleswan@aol.com	R	M
1494-1776	Zink, Russell "Russ" L.	(702)908-6400	()_-__	russzink49@yahoo.com	R	M

Service 2018-19

Big Apple Fun Center

This report is for scores bowled January 31 which is Week 20 of 30

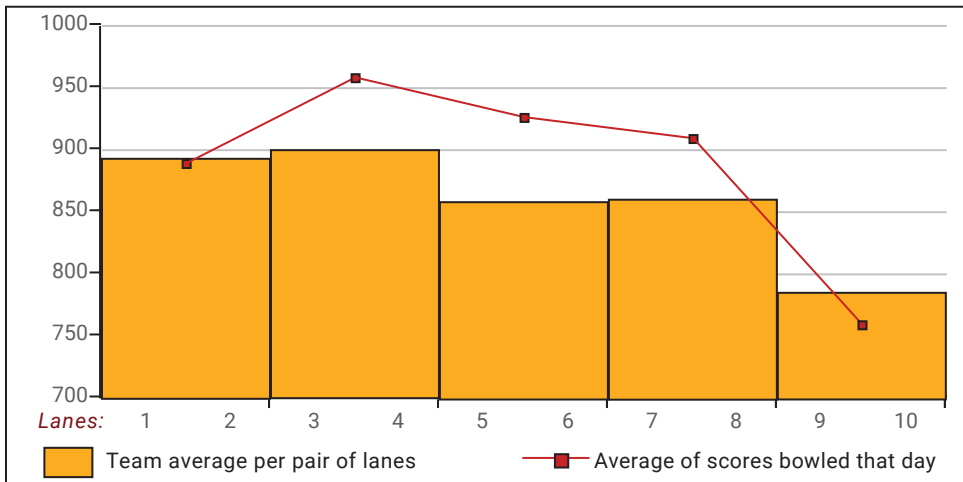
This Week's Statistics: Lefties vs Righties

Unless designated left handed, bowlers are considered right handed.

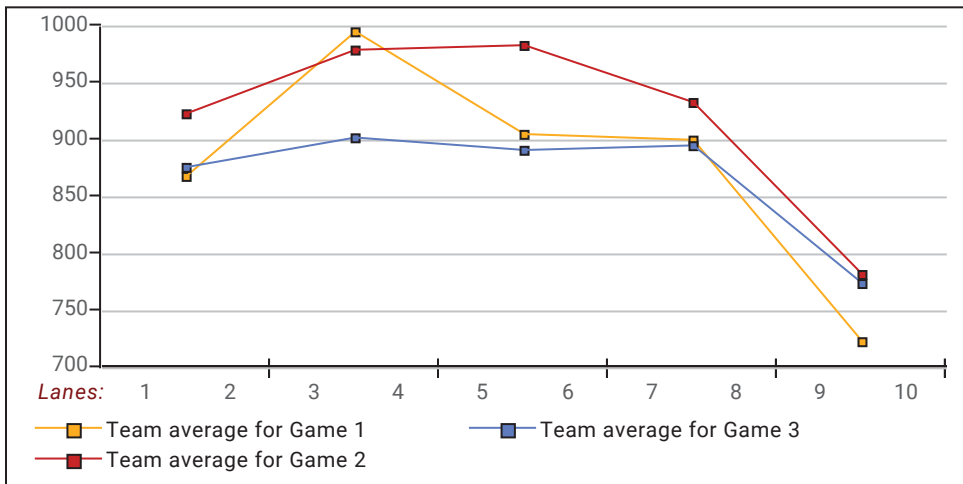
	Over All	Right	Left
How many people bowled	50	47	3
Number of games bowled	150	141	9
Actual average of week's scores	177.54	178.17	167.67
How many games above average	92	86	6
How many games below average	56	53	3
Pins above/below average per game	5.70	5.70	5.67
How many people raised average	28	26	2
by this amount	1.54	1.35	4.03
How many people went down	22	21	1
by this amount	-0.74	-0.74	-0.67
League average before bowling	172.38	173.02	162.28
League average after bowling	172.92	173.44	164.74
Change in league average	0.54	0.42	2.46
800s	--	--	--
775s	--	--	--
750s	--	--	--
725s	--	--	--
700s	--	--	--
675s	--	--	--
650s	2	2	--
625s	2	2	--
600s	7	6	1
575s	5	5	--
550s	2	2	--
525s	11	11	--
500s	6	6	--
475s	3	3	--
450s	3	2	1
425s	6	5	1
400s	2	2	--
below 400	1	1	--
300s	--	--	--
275s	--	--	--
250s	1	1	--
225s	8	8	--
200s	35	33	2
175s	35	34	1
150s	43	40	3
125s	21	18	3
100s	7	7	--
below 100	--	--	--

This report is for scores bowled January 31 which is Week 20 of 30

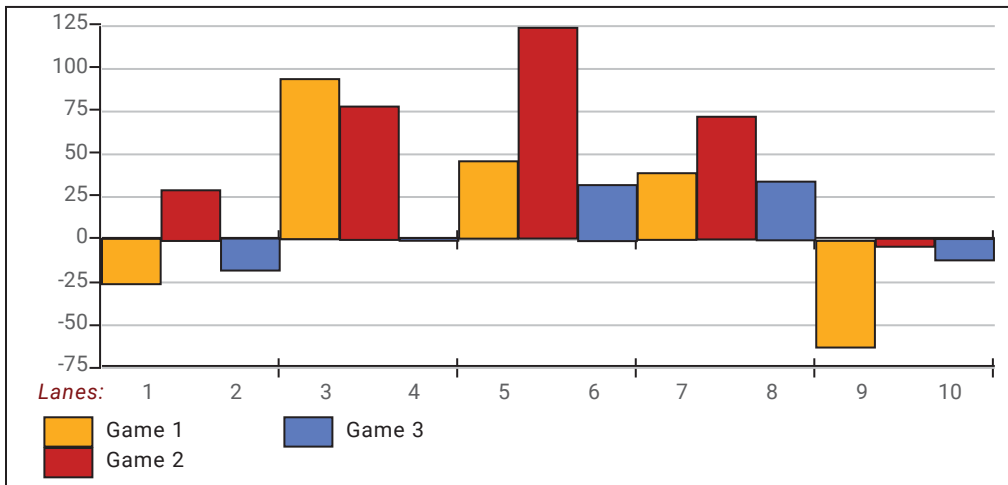
Team Average vs Ave of Scores



Average of Scores for Each Game

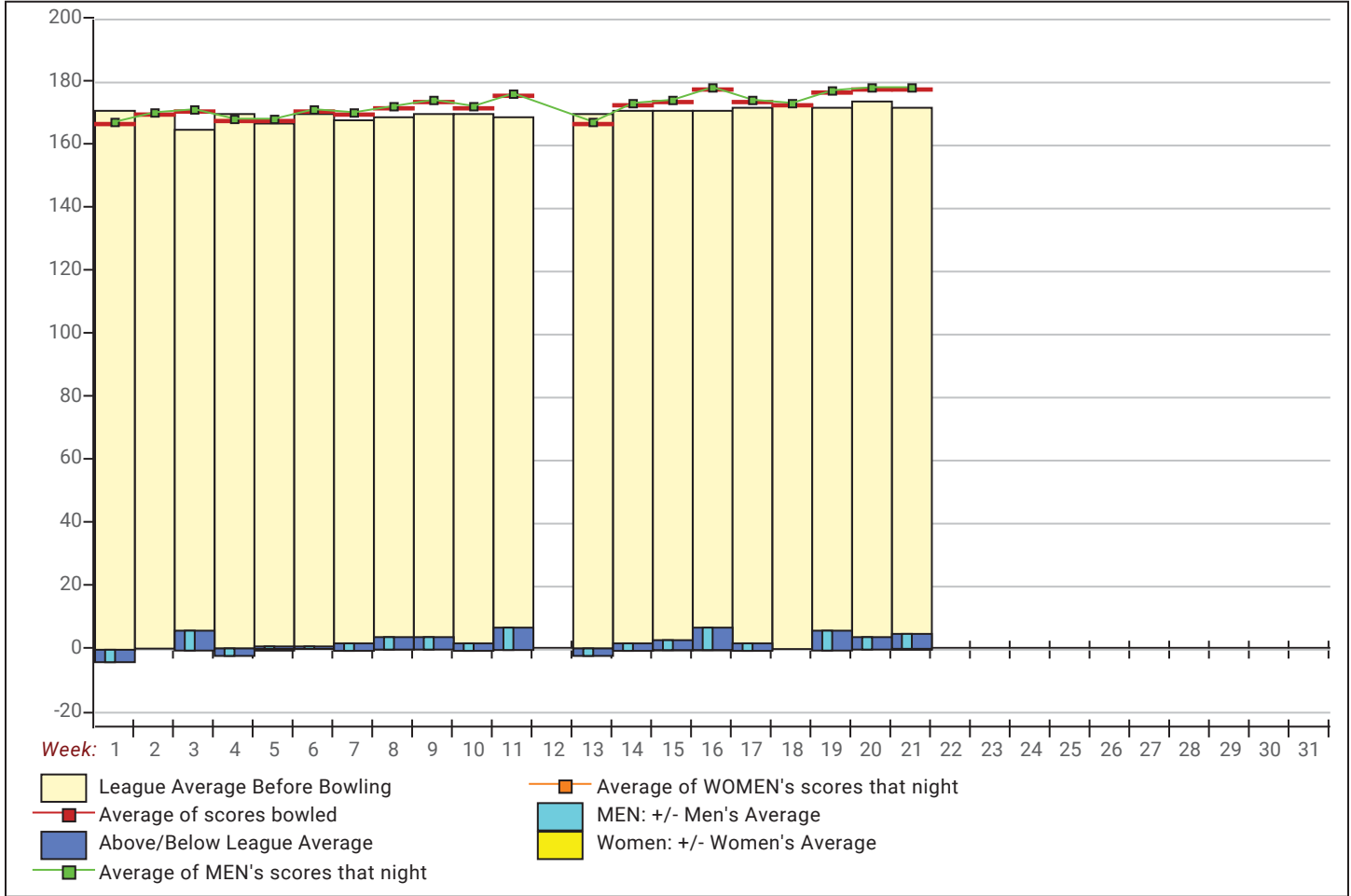


Amount Over/Under Team Average



This report is for scores bowled January 31 which is Week 20 of 30

League Average Week-by-Week



League Average Statistics for Last Week

	League	Right Hand	Left Hand
League Average Before Bowling	172.38	173.02	162.28
Average of scores bowled that night	177.54	178.17	167.67
New League Average After Bowling	172.92	173.44	164.74
Change in League Average	.54	.42	2.46
People Who Bowled Over Average	28	26	2
People Who Bowled Under Average	22	21	1
Average Amount of Series Over Avg	52.64	53.46	42.00
Average Amount of Series Under Avg	-28.14	-27.90	-33.00
Difference Avg, NiteAvg	5.70	5.70	5.67
Number of Bowlers	50	47	3
Number of Games Bowled	150	141	9
People Who Raised Their Average	28	26	2
Raised By an Average of This Amount	1.54	1.35	4.03
People Who Lowered Their Average	22	21	1
Lowered By an Average of This Amou	-.74	-.74	-.67
Number of Games Bowled Over Avera	92	86	6
Number of Games Bowled Under Avera	56	53	3

Note: Averages are based only on people who bowled.

Thursday 6:30 pm

Big Apple Fun Center

Lanes 1 - 10

If you have questions, please contact

Gary Hatcher (308)238-3914 PO Box 594, Gibbon, NE 68840
Send E-mail to: gary.hatcher@charter.net

Note: This report includes information through January 31 which is Week 20 of 30

Awards Earned This Week

Name	USBC ID Number	Award Average	Award Games	G1	G2	G3	Series	Award Score	Award Received
Eric L. Behrendt	6219-144 USBC	189	45	200	233	190	623	233	225 Game (Local Assoc. Awards)
Chuck M. Brisbin	1494-789 USBC	212	42	180	256	186	622	256	250 Game (Local Assoc. Awards)
Terrence D. Callahan	1494-3086 USBC	163	57	171	169	235	575	235	225 Game (Local Assoc. Awards)
Jerry L. Fisher	1494-72 USBC	143	42	176	162	182	520	520	500 Series (Local Assoc. Awards)
Scott G. Frauen	1494-2367 USBC	138	54	134	208	161	503	503	500 Series (Local Assoc. Awards)
	1494-2367 USBC	138	54	134	208	161	503	208	200 Game (Local Assoc. Awards)
Bruce A. Hatcher	1486-2240 USBC	200		214	208	216	638	208	Clean Game (199 Average or Les (Local Ass
Donn Loy	10-1822254 USBC	172	39	225	200	160	585	225	225 Game (Local Assoc. Awards)
Jeremy D. Sklenar	6219-124 USBC	179	51	246	208	157	611	246	225 Game (Local Assoc. Awards)
Ivan D. Stones	1494-6 USBC	172	50	232	203	172	607	607	600 Series (Local Assoc. Awards)
	1494-6 USBC	172	50	232	203	172	607	232	225 Game (Local Assoc. Awards)
	1494-6 USBC	172		232	203	172	607	232	Clean Game (199 Average or Les (Local Ass
Steve W. Thayer	9726-4108 USBC	120	54	164	142	130	436	436	400 Series (Local Assoc. Awards)
	9726-4108 USBC	120	54	164	142	130	436	164	150 Game (Local Assoc. Awards)
Dirk C. Yonkers	1494-3143 USBC	173	54	171	229	142	542	229	225 Game (Local Assoc. Awards)
Mark A. Yonkers	1494-1898 USBC	182	48	224	202	233	659	233	225 Game (Local Assoc. Awards)

Thursday 6:30 pm

Big Apple Fun Center

Lanes 1 - 10

Team Standings

Place	Team Name	Points	Points	Year-To-Date	Y-T-D
		Won	Lost	WON	LOST
1	Impact Bowlers	250	150	415 ½	384 ½
2	Lucky Duck	237 ½	162 ½	485	315
3	Northgate Veterinary Clinic	237	163	350	450
4	Belschners	206 ½	193 ½	386	414
5	Pat's Plumbing	200 ½	199 ½	402	398
6	Coors Light/Turner's Body Sho	199	201	418	382
7	Bone Yard	189 ½	210 ½	381	419
8	Bud Light	184	216	398	402
9	Rasmussen Drywall	178 ½	221 ½	411	389
10	O'Brien-Straatmann-Redinger	117 ½	282 ½	353 ½	446 ½

*** Although not shown, standings are determined by points only for the current part

Last Week's Top Scores

Scratch Game		Scratch Series		Handicap Game		Handicap Series	
256	Chuck Brisbin	659	Mark Yonkers	287	TC Callahan	758	Mark Yonkers
246	Jeremy Sklenar	650	Tab Eastberg	285	Scott Frauen	736	Jerry Fisher
235	TC Callahan	638	Bruce Hatcher	282	Jeremy Sklenar	736	Ivan Stones
233	Eric Behrendt	628	Dustin Graham	275	Ivan Stones	734	Scott Frauen
233	Mark Yonkers	623	Eric Behrendt	271	Dirk Yonkers	732	Johnny Nikkila
232	Ivan Stones	622	Chuck Brisbin	268	Kyle McCarty	731	TC Callahan
229	Dirk Yonkers	611	Jeremy Sklenar	268	Donn Loy	729	Kenny Stryker
226	Tab Eastberg	607	Steve Graham	266	Mark Yonkers	721	Steve Thayer
225	Donn Loy	607	Ivan Stones	259	Eric Behrendt	719	Jeremy Sklenar
221	Dustin Graham	602	Todd Cline	259	Chuck Brisbin	715	Steve Graham
				259	Steve Thayer		

Thursday 6:30 pm

Big Apple Fun Center

Lanes 1 - 10

President: Ray Lee (308)647-5382 Vice President: Bobby Turner Jr (308)440-1799
 Secretary/Treasurer: Gary Hatcher (308)238-3914

Team Standings

Place	#	Team Name	Points Won	Points Lost	%Won	Pins + HDCP	Scratch Pins	Ave p/gm	Year-To-Date WON	Y-T-D LOST	Y-T-D % WON
1	6	Northgate Veterinary Clinic	243	157	60.8	98339	80083	889	593	607	49.4
2	9	Impact Bowlers	234	166	58.5	98281	76282	847	649½	550½	54.1
3	3	Lucky Duck	219½	180½	54.9	98188	87751	975	704½	495½	58.7
4	5	Coors Light/Turner's Body Sho	204	196	51.0	98066	80903	898	622	578	51.8
5	1	Bone Yard	203	197	50.8	97968	73312	814	584	616	48.7
6	7	Pat's Plumbing	191	209	47.8	98077	84046	933	593	607	49.4
7	8	O'Brien-Straatmann-Redinger	190½	209½	47.6	97325	69449	771	544	656	45.3
8	10	Bud Light	188	212	47.0	98145	84177	935	586	614	48.8
9	4	Belschners	187½	212½	46.9	97948	73228	813	573½	626½	47.8
10	2	Rasmussen Drywall	139½	260½	34.9	97020	72465	805	550½	649½	45.9

Review of Last Week's Bowling.....

Lanes	Team Name	HDCP -1-	HDCP -2-	HDCP -3-	HDCP Total	Last Wk WON		Team Name	HDCP -1-	HDCP -2-	HDCP -3-	HDCP Total	Last Wk WON
1-2	Northgate Veterinary	1075	1161	1081	3317	31½	<--->	Lucky Duck	1067	1058	1050	3175	8½
3-4	Impact Bowlers	1055	1133	1223	3411	27	<--->	Bone Yard	1103	1048	1129	3280	13
5-6	O'Brien-Straatmann-R	1034	1045	1086	3165	13	<--->	Coors Light/Turner's	1015	1089	1144	3248	27
7-8	Belschners	1024	1072	1030	3126	15½	<--->	Bud Light	1055	1043	1047	3145	24½
9-10	Pat's Plumbing	1097	1019	1196	3312	28	<--->	Rasmussen Drywall	1033	1089	1089	3211	12

Thanks for bowling! We hope you had a good time. See you next season!

Last Week's Top Scores

Team Scratch Game		Team Scratch Series		Team Handicap Game		Team Handicap Series	
1059	Pat's Plumbing	2908	Lucky Duck	1223	Impact Bowlers	3411	Impact Bowlers
990	Impact Bowlers	2901	Pat's Plumbing	1196	Pat's Plumbing	3317	Northgate Veterina
981	Coors Light/Turner's Body	2759	Coors Light/Turner's Body	1161	Northgate Veterinary Clinic	3312	Pat's Plumbing
978	Lucky Duck	2723	Northgate Veterinary Clinic	1144	Coors Light/Turner's Body	3280	Bone Yard
963	Northgate Veterinary Clinic	2712	Impact Bowlers	1129	Bone Yard	3248	Coors Light/Turner'
893	Bud Light	2659	Bud Light	1089	Rasmussen Drywall	3211	Rasmussen Drywal
840	Bone Yard	2413	Bone Yard	1086	O'Brien-Straatmann-Reding	3175	Lucky Duck
814	Rasmussen Drywall	2386	Rasmussen Drywall	1072	Belschners	3165	O'Brien-Straatman
784	Belschners	2262	Belschners	1067	Lucky Duck	3145	Bud Light
780	O'Brien-Straatmann-Reding	2247	O'Brien-Straatmann-Reding	1055	Bud Light	3126	Belschners
Scratch Game		Scratch Series		Handicap Game		Handicap Series	
245	Todd Cline	628	Todd Cline	292	Matt Kearney	739	Matt Kearney
245	Johnny Nikkila	627	Dustin Graham	287	Johnny Nikkila	737	Johnny Nikkila
245	Matt Kearney	622	Bruce Hatcher	284	Rock Pettit	717	Rock Pettit
232	Dustin Graham	620	Jerred Johnson	270	Todd Cline	714	Scott Orcutt
229	Jerred Johnson	611	Johnny Nikkila	258	Kyle McCarty	703	Todd Cline
223	Bruce Hatcher	608	Chuck Brisbin	256	Tom Nickerson	702	Aries Journey
222	Chuck Brisbin	600	Scott Orcutt	252	Gary Hatcher	700	Dick Rich
222	Rock Pettit	598	Matt Kearney	250	Dick Rich	698	Greg Fuestman
221	Doug Houtz	592	Jeremy Sklenar	249	Scott Orcutt	694	Larry Giddings
221	Gary Hatcher	592	Gary Hatcher	249	Doug Houtz	688	Ivan Bombeck
		592	Larry Giddings				

Season High Scores

Team Scratch Game		Team Scratch Series		Team Handicap Game		Team Handicap Series	
1169	Lucky Duck	3219	Lucky Duck	1286	Lucky Duck	3591	Lucky Duck
1120	Bud Light	3146	Bud Light	1275	Belschners	3548	Bud Light
1068	Pat's Plumbing	3036	Pat's Plumbing	1270	Bone Yard	3544	Belschners
1064	Coors Light/Turner's Body	2944	Coors Light/Turner's Body	1268	Impact Bowlers	3492	Northgate Veterina
1046	Bone Yard	2883	Northgate Veterinary Clinic	1254	Bud Light	3481	Impact Bowlers
1033	Impact Bowlers	2773	Bone Yard	1241	Pat's Plumbing	3476	Coors Light/Turner'
1028	Belschners	2772	Belschners	1219	Coors Light/Turner's Body	3470	Rasmussen Drywall
1015	Northgate Veterinary Clinic	2740	Impact Bowlers	1210	Northgate Veterinary Clinic	3459	Pat's Plumbing
936	Rasmussen Drywall	2616	Rasmussen Drywall	1197	Rasmussen Drywall	3445	Bone Yard
880	O'Brien-Straatmann-Reding	2490	O'Brien-Straatmann-Reding	1188	O'Brien-Straatmann-Reding	3414	O'Brien-Straatman
Scratch Game		Scratch Series		Handicap Game		Handicap Series	
289	Chuck Brisbin	796	Chuck Brisbin	300	Matt Kearney	826	Dirk Yonkers
279	Dustin Graham	783	Dustin Graham	300	TC Callahan	821	Doug Houtz
268	Eric Behrendt	722	Doug Houtz	300	Vincent Mulrone	815	Scott Frauen
268	Logan Wirth	715	Logan Wirth	300	Doug Houtz	802	Chuck Brisbin
268	Bruce Hatcher	708	Greg Pettit	300	Scott Frauen	801	Greg Pettit
268	Doug Houtz	707	Bruce Hatcher	297	Dan Jeffryes	794	Vincent Mulrone
266	Greg Pettit	702	Pat Garrelts	297	Dirk Yonkers	792	Dan Jeffryes
265	Vincent Mulrone	691	Dirk Yonkers	297	Greg Pettit	784	Matt Kearney
257	Pat Garrelts	688	Jeremy Sklenar	297	Larry Harrington	784	Jeremy Sklenar
256	Mark Yonkers	686	Eric Behrendt	292	Jason Pedersen	783	Pat Garrelts
256	Larry Harrington					783	Dustin Graham

Team Rosters

1 - Bone Yard

Name	Ave	HDCP	Pins	Gms	Points Won	High Game	High Sers	HDCP Game	HDCP Sers	Most Improved Ave +/-	To Raise Avg +1	To Drop Avg -1	Weekly Over Ave Series Ave +/-
Kyle McCarty	163	52	3437	21	10.0	213	542	268	707	163 +0.67	499	474	468 - 492=-24
Steve Thayer	121	94	9464	78	53.0	169	436	269	724	115 +6.33	418	336	401 - 360=41
Mike Dowd	145	70	12676	87	67.0	213	532	285	749	142 +3.70	464	373	372 - 438=-66
Greg Pettit	185	30	15023	81	50.5	266	708	297	801	188 -2.53	601	516	
Matt Kearney	169	46	15264	90	48.5	254	619	300	784	162 +7.60	546	452	598 - 504=94
Mike Johnson	188	27	16395	87	60.0	253	648	280	741	188 +0.45	615	524	574 - 564=10

2 - Rasmussen Drywall

Name	Ave	HDCP	Pins	Gms	Points Won	High Game	High Sers	HDCP Game	HDCP Sers	Most Improved Ave +/-	To Raise Avg +1	To Drop Avg -1	Weekly Over Ave Series Ave +/-
Chuck Morse	163	52	11762	72	47.0	224	578	276	728	159 +4.36	538	462	519 - 486=33
Bob Verbeck	164	51	12851	78	41.5	232	592	284	748	163 +1.76	514	432	507 - 492=15
Russ Zink	157	58	12731	81	53.5	209	563	268	740	160 -2.83	541	456	
Dan Jeffryes	156	59	11260	72	53.5	235	590	297	792	146 +10.39	515	439	
Bob Komonce	170	45	15325	90	56.5	221	590	267	728	171 -0.72	578	484	496 - 510=-14

3 - Lucky Duck

Name	Ave	HDCP	Pins	Gms	Points Won	High Game	High Sers	HDCP Game	HDCP Sers	Most Improved Ave +/-	To Raise Avg +1	To Drop Avg -1	Weekly Over Ave Series Ave +/-
Ray Lee	155	60	4679	30	24.5	212	561	276	753	155 +0.97	469	435	
Larry Giddings	182	33	8740	48	33.0	246	636	278	732	183 -0.92	593	541	592 - 543=49
Darrin Karsten	180	35	9186	51	34.0	235	620	278	728	177 +3.12	588	533	
Randy Bauer	185	30	11708	63	45.0	245	701	277	797	183 +2.84	568	501	497 - 558=-61
Logan Wirth	205	10	14806	72	54.0	268	715	280	749	195 +10.64	644	568	591 - 618=-27
Jerred Johnson	198	17	16083	81	58.0	254	665	273	728	195 +3.56	633	548	620 - 594=26
Todd Mathews	212	3	5730	27	26.0	269	730	270	730	213 -0.78	660	629	
Chuck Brisbin	218	0	16365	75	62.0	289	796	291	802	201 +17.20	717	638	608 - 654=-46

4 - Belschners

Name	Ave	HDCP	Pins	Gms	Points Won	High Game	High Sers	HDCP Game	HDCP Sers	Most Improved Ave +/-	To Raise Avg +1	To Drop Avg -1	Weekly Over Ave Series Ave +/-
Scott Frauen	141	74	11913	84	49.5	241	575	300	815	135 +6.82	441	353	411 - 426=-15
EJ Jackson	144	71	8245	57	44.0	193	501	265	720	134 +10.65	455	394	433 - 432=1
Jerry Fisher	148	67	10721	72	52.0	209	534	278	741	138 +10.90	454	378	446 - 444=2
Dirk Yonkers	174	41	13621	78	56.0	250	691	297	826	173 +1.63	554	472	540 - 522=18
Mark Yonkers	187	28	12355	66	35.5	256	682	286	772	185 +2.20	617	547	
Keith Smith	179	36	13480	75	50.5	255	643	286	737	177 +2.73	560	481	

5 - Coors Light/Turner's Body Sho

Name	Ave	HDCP	Pins	Gms	Points	High	High	HDCP	HDCP	Most Improved		To Raise	To Drop	Weekly Over Ave
					Won	Game	Sers	Game	Sers	Ave	+/-	Avg +1	Avg -1	Series Ave +/-
Eric Behrendt	193	22	13382	69	44.0	268	686	289	761	193	+0.94	586	513	530 - 582=-52
Larry Harrington	174	41	14619	84	55.0	256	601	297	724	172	+2.04	606	518	560 - 519=41
Bobby Turner Jr	172	43	14006	81	53.5	226	589	269	721	167	+5.91	526	441	485 - 519=-34
Jeremy Sklenar	188	27	15308	81	63.0	255	688	288	784	180	+8.99	568	483	592 - 564=28
Gary Hatcher	184	31	14977	81	54.0	236	631	270	727	178	+6.90	563	478	592 - 552=40
Bill Kirkland	bk147	68	857	6	6.0	166	440	234	644			430	420	
Kirk Kossman	160	55	7692	48	31.5	216	570	277	757	150	+10.25	519	467	

6 - Northgate Veterinary Clinic

Name	Ave	HDCP	Pins	Gms	Points	High	High	HDCP	HDCP	Most Improved		To Raise	To Drop	Weekly Over Ave
					Won	Game	Sers	Game	Sers	Ave	+/-	Avg +1	Avg -1	Series Ave +/-
Dick Rich	165	50	13412	81	52.5	229	551	280	707	165	+0.58	532	447	547 - 492=55
Bruce Hatcher	207	8	17402	84	50.0	268	707	282	743	200	+7.17	694	606	622 - 621=1
Johnny Nikkila	175	40	13653	78	50.5	245	619	287	751	165	+10.04	603	521	611 - 519=92
Ivan Stones	173	42	12845	74	46.5	232	607	275	736	166	+7.58	553	475	
Kenny Stryker	174	41	13116	75	58.0	228	591	271	729	164	+10.88	534	455	528 - 522=6
Randy Stones	157	58	6775	43	23.0	205	540	264	717	161	-3.44	493	446	415 - 477=-62
Allen Stones	183	32	1101	6	3.0	217	553	248	646			555	545	
Justin Swanek	bk196	19	1183	6	4.0	220	612	239	669			599	589	

7 - Pat's Plumbing

Name	Ave	HDCP	Pins	Gms	Points	High	High	HDCP	HDCP	Most Improved		To Raise	To Drop	Weekly Over Ave
					Won	Game	Sers	Game	Sers	Ave	+/-	Avg +1	Avg -1	Series Ave +/-
Todd Cline	191	24	16623	87	67.0	255	669	280	774	178	+13.07	657	566	628 - 570=58
Scott Orcutt	178	37	13933	78	52.0	248	613	287	742	173	+5.63	566	484	600 - 531=69
Pat Garrelts	189	26	15951	84	61.5	257	702	284	783	191	-1.11	579	491	544 - 570=-26
Tab Eastberg	193	22	14544	75	47.0	244	655	269	730	192	+1.92	588	509	567 - 582=-15
Jerry Schmitz	187	28	16342	87	63.0	245	666	275	756	177	+10.84	578	487	562 - 561=1
Josh Garrelts	171	44	6179	36	17.5	228	588	276	732	173	-1.36	529	489	
Jacob Garrelts	bk180	35	474	3		176	474	211	579			480	473	

8 - O'Brien-Stratmann-Redinger

Name	Ave	HDCP	Pins	Gms	Points	High	High	HDCP	HDCP	Most Improved		To Raise	To Drop	Weekly Over Ave
					Won	Game	Sers	Game	Sers	Ave	+/-	Avg +1	Avg -1	Series Ave +/-
Vern Brickner	126	89	10659	84	44.5	177	462	266	729	127	-0.11	390	302	334 - 381=-47
Marvin Miller	137	78	2481	18	11.0	167	436	244	673			417	395	
Jaden Janicek	153	62	1846	12	10.0	192	512	262	770			464	448	
Brandon Baird	165	50	12547	76	56.5	236	594	288	780	159	+6.09	567	487	469 - 495=-26
Bob Cherry	156	59	13125	84	55.0	214	546	271	720	159	-2.75	534	446	421 - 468=-47
Ivan Bombeck	145	70	9589	66	42.5	197	486	269	702	149	-3.71	485	415	475 - 432=43
Jason Pedersen	177	38	13339	75	38.5	251	596	292	719	175	+2.85	545	466	548 - 531=17

9 - Impact Bowlers

Name	Ave	HDCP	Pins	Gms	Points	High	High	HDCP	HDCP	Most Improved		To Raise	To Drop	Weekly Over Ave
					Won	Game	Sers	Game	Sers	Ave	+/-	Avg +1	Avg -1	Series Ave +/-
Vincent Mulroney	167	48	15044	90	44.0	265	644	300	794	172	-4.84	580	486	518 - 498=20
Rock Pettit	154	61	12030	78	66.5	222	531	284	729	144	+10.23	525	443	531 - 459=72
Greg Fuestman	171	44	15473	90	62.5	246	593	291	740	166	+5.92	523	429	566 - 513=53
TC Callahan	165	50	14431	87	57.0	243	596	300	746	162	+3.87	509	418	509 - 495=14
Doug Houtz	187	28	16353	87	69.0	268	722	300	821	169	+18.97	567	476	588 - 561=27
Dave Frick	bk153	62	861	6	3.0	167	431	229	617			435	425	
Eric Zikmund	178	37	1072	6	6.0	200	541	235	646			539	529	

10 - Bud Light

Name	Ave	HDCP	Pins	Gms	Points	High	High	HDCP	HDCP	Most Improved		To Raise	To Drop	Weekly Over Ave
					Won	Game	Sers	Game	Sers	Ave	+/-	Avg +1	Avg -1	Series Ave +/-
Merlyn Jacobsen	183	32	13186	72	48.0	246	654	280	765	179	+4.14	614	538	534 - 549=-15
Donn Loy	175	40	12130	69	41.5	225	622	270	742	168	+7.80	542	469	512 - 528=-16
Ron Kramer	173	42	10905	63	42.0	248	592	293	727	169	+4.10	579	512	
Tom Nickerson	167	48	14573	87	55.5	210	605	260	755	162	+5.51	547	456	524 - 501=23
Jason White	207	8	8700	42	28.0	259	714	271	747	203	+4.14	660	614	
Dustin Graham	222	0	20064	90	63.5	279	783	279	783	216	+6.93	675	581	627 - 669=-42

Temporary Substitutes

Name	Ave	HDCP	Pins	Gms	Points Won	High Game	High Sers	HDCP Game	HDCP Sers	Most Improved Ave +/-	To Raise Avg +1	To Drop Avg -1	Weekly Over Ave Series Ave +/-
Michael Allen	183	32	1098	6	1.0	221	558	250	645		558	548	
Noel Carnahan	bk128	87	454	3	3.0	167	454	254	715		458	451	
Conan Gifford	128	87	386	3	1.0	155	386	242	647		388	381	
Steve Graham	186	29	1681	9	5.5	233	607	260	715		563	550	
Aries Journey	149	66	3147	21	14.0	173	498	243	702	149 +0.86	453	428	498 - 441=57
Nick Kidd	193	22	2322	12	7.0	276	683	300	782		588	572	
Gil Kindsfater	170	45	5109	30	20.5	233	560	277	701	171 -0.70	534	500	462 - 516=-54
Jeff Luth	159	56	6546	41	28.0	209	543	269	741	158 +1.66	494	449	
Jon Shultz	bk191	24	667	3	4.0	224	667	248	739		671	664	
Randal Spangler	bk182	33	575	3	2.0	201	575	234	674		577	570	
Bob Stevens	155	60	466	3	1.0	192	466	252	646		470	463	

High Individual Match Points

69 Doug Houtz	67 Todd Cline	67 Mike Dowd	66.5 Rock Pettit
63.5 Dustin Graham	63 Jerry Schmitz	63 Jeremy Sklenar	62.5 Greg Fuestman
62 Chuck Brisbin	61.5 Pat Garrelts	60 Mike Johnson	58 Jerred Johnson
58 Kenny Stryker	57 TC Callahan	56.5 Brandon Baird	56.5 Bob Komonce

Individual High Averages

222.93 Dustin Graham	218.20 Chuck Brisbin	207.17 Bruce Hatcher	205.64 Logan Wirth
198.56 Jerred Johnson	193.94 Eric Behrendt	193.92 Tab Eastberg	191.07 Todd Cline
189.89 Pat Garrelts	188.99 Jeremy Sklenar	188.45 Mike Johnson	187.97 Doug Houtz
187.84 Jerry Schmitz	187.20 Mark Yonkers	185.47 Greg Pettit	184.90 Gary Hatcher

Most Improved Average

169 to 187.97 = +18.97	Doug Houtz	201 to 218.20 = +17.20	Chuck Brisbin
178 to 191.07 = +13.07	Todd Cline	138 to 148.90 = +10.90	Jerry Fisher
164 to 174.88 = +10.88	Kenny Stryker	177 to 187.84 = +10.84	Jerry Schmitz
195 to 205.64 = +10.64	Logan Wirth	146 to 156.39 = +10.39	Dan Jeffryes
144 to 154.23 = +10.23	Rock Pettit	165 to 175.04 = +10.04	Johnny Nikkila

Most Un-Improved Averages

172 to 167.16 = -4.84	Vincent Mulrone	149 to 145.29 = -3.71	Ivan Bombeck
161 to 157.56 = -3.44	Randy Stones	160 to 157.17 = -2.83	Russ Zink
159 to 156.25 = -2.75	Bob Cherry	188 to 185.47 = -2.53	Greg Pettit
173 to 171.64 = -1.36	Josh Garrelts	191 to 189.89 = -1.11	Pat Garrelts
183 to 182.08 = -0.92	Larry Giddings	213 to 212.22 = -0.78	Todd Mathews

Big Apple Fun Center Reprint of Scores -- Week 30

Lane 1 6 - Northgate Veterinary Clinic Week 30 4/18/2019

Name	Old Ave	Old HDCP	-1-	-2-	-3-	Total	HDCP Total
Dick Rich	164	51	199	165	183	547	700
Randy A. Stones	159	56	124	169	122	415	583
Johnny Nikkila	173	42	154	245	212	611	737
Bruce A. Hatcher	207	8	223	194	205	622	646
Kenny Stryker	174	41	177	190	161	528	651
			====	====	====	====	====
Scratch Total			877	963	883	2723	2723
Handicap			198	198	198		594
Total			1075	1161	1081	2723	3317
Team Points Won			5.0	5.0	5.0	20.0	20.0
Match Points Won			3.0	3.0	2.5	11.5	11.5
Total Points Won			8.0	8.0	7.5	31.5	31.5

Lane 2 3 - Lucky Duck Week 30 4/18/2019

Name	Old Ave	Old HDCP	-1-	-2-	-3-	Total	HDCP Total
Larry K. Giddings	181	34	190	202	200	592	694
Randy J. Bauer	186	29	190	144	163	497	584
Logan M. Wirth	206	9	178	215	198	591	618
Jerred J. Johnson	198	17	229	213	178	620	671
Chuck M. Brisbin	218	0	191	195	222	608	608
			====	====	====	====	====
Scratch Total			978	969	961	2908	2908
Handicap			89	89	89		267
Total			1067	1058	1050	2908	3175
Team Points Won			0.0	0.0	0.0	0.0	0.0
Match Points Won			2.0	2.0	2.5	8.5	8.5
Total Points Won			2.0	2.0	2.5	8.5	8.5

Lane 3 9 - Impact Bowlers Week 30 4/18/2019

Name	Old Ave	Old HDCP	-1-	-2-	-3-	Total	HDCP Total
Vincent T. Mulroney	166	49	180	147	191	518	665
Rock L. Pettit	153	62	153	156	222	531	717
Greg Fuestman	171	44	189	192	185	566	698
TC Callahan	165	50	148	190	171	509	659
Doug Houtz	187	28	152	215	221	588	672
			====	====	====	====	====
Scratch Total			822	900	990	2712	2712
Handicap			233	233	233		699
Total			1055	1133	1223	2712	3411
Team Points Won			0.0	5.0	5.0	15.0	15.0
Match Points Won			2.0	4.0	3.0	12.0	12.0
Total Points Won			2.0	9.0	8.0	27.0	27.0

Lane 4 1 - Bone Yard Week 30 4/18/2019

Name	Old Ave	Old HDCP	-1-	-2-	-3-	Total	HDCP Total
Steve W. Thayer	120	95	146	150	105	401	686
Mike Dowd	146	69	111	134	127	372	579
Kyle McCarty	164	51	110	151	207	468	621
Matt M. Kearney	168	47	245	153	200	598	739
Mike J. Johnson	188	27	202	171	201	574	655
			====	====	====	====	====
Scratch Total			814	759	840	2413	2413
Handicap			289	289	289		867
Total			1103	1048	1129	2413	3280
Team Points Won			5.0	0.0	0.0	5.0	5.0
Match Points Won			3.0	1.0	2.0	8.0	8.0
Total Points Won			8.0	1.0	2.0	13.0	13.0

Lane 5 8 - O'Brien-Straatmann-Redinger Week 30 4/18/2019

Name	Old Ave	Old HDCP	-1-	-2-	-3-	Total	HDCP Total
Vern T. Brickner	127	88	99	132	103	334	598
Brandon L. Baird	165	50	146	156	167	469	619
Bob Cherry	156	59	130	144	147	421	598
Ivan K. Bombeck	144	71	153	157	165	475	688
Jason O. Pedersen	177	38	200	150	198	548	662
			====	====	====	====	====
Scratch Total			728	739	780	2247	2247
Handicap			306	306	306		918
Total			1034	1045	1086	2247	3165
Team Points Won			5.0	0.0	0.0	5.0	5.0
Match Points Won			2.0	3.0	1.0	8.0	8.0
Total Points Won			7.0	3.0	1.0	13.0	13.0

Lane 6 5 - Coors Light/Turner's Body Sho Week 30 4/18/2019

Name	Old Ave	Old HDCP	-1-	-2-	-3-	Total	HDCP Total
Eric L. Behrendt	194	21	174	183	173	530	593
Larry L. Harrington	173	42	170	200	190	560	686
Bobby Turner Jr	173	42	139	154	192	485	611
Jeremy D. Sklenar	188	27	203	184	205	592	673
Gary D. Hatcher	184	31	166	205	221	592	685
			====	====	====	====	====
Scratch Total			852	926	981	2759	2759
Handicap			163	163	163		489
Total			1015	1089	1144	2759	3248
Team Points Won			0.0	5.0	5.0	15.0	15.0
Match Points Won			3.0	2.0	4.0	12.0	12.0
Total Points Won			3.0	7.0	9.0	27.0	27.0

Lane 7 4 - Belschners Week 30 4/18/2019

Name	Old Ave	Old HDCP	-1-	-2-	-3-	Total	HDCP Total
Scott G. Frauen	142	73	129	158	124	411	630
EJ Jackson	144	71	132	152	149	433	646
Jerry L. Fisher	148	67	165	138	143	446	647
Dirk C. Yonkers	174	41	166	192	182	540	663
Keith J. Smith	179	36	a144	a144	a144	432	540
			====	====	====	====	====
Scratch Total			736	784	742	2262	2262
Handicap			288	288	288		864
Total			1024	1072	1030	2262	3126
Team Points Won			0.0	5.0	0.0	5.0	5.0
Match Points Won			2.0	3.0	3.0	10.5	10.5
Total Points Won			2.0	8.0	3.0	15.5	15.5

Lane 8 10 - Bud Light Week 30 4/18/2019

Name	Old Ave	Old HDCP	-1-	-2-	-3-	Total	HDCP Total
Merlyn R. Jacobsen	183	32	174	180	180	534	630
Donn Loy	176	39	190	143	179	512	629
Gil K. Kindsfater	172	43	175	157	130	462	591
Tom R. Nickerson	167	48	152	208	164	524	668
Dustin W. Graham	223	0	202	193	232	627	627
			====	====	====	====	====
Scratch Total			893	881	885	2659	2659
Handicap			162	162	162		486
Total			1055	1043	1047	2659	3145
Team Points Won			5.0	0.0	5.0	15.0	15.0
Match Points Won			3.0	2.0	2.0	9.5	9.5
Total Points Won			8.0	2.0	7.0	24.5	24.5

Lane 9 7 - Pat's Plumbing Week 30 4/18/2019

Name	Old Ave	Old HDCP	-1-	-2-	-3-	Total	HDCP Total
Todd L. Cline	190	25	207	176	245	628	703
Scott A. Orcutt	177	38	211	195	194	600	714
Pat Garrelts	190	25	180	145	219	544	619
Tab A. Eastberg	194	21	180	175	212	567	630
Jerry Schmitz	187	28	182	191	189	562	646
			====	====	====	====	====
<i>Scratch Total</i>			960	882	1059	2901	2901
<i>Handicap</i>			137	137	137		411
<i>Total</i>			1097	1019	1196	2901	3312
<i>Team Points Won</i>			5.0	0.0	5.0	15.0	15.0
<i>Match Points Won</i>			4.0	1.0	4.0	13.0	13.0
<i>Total Points Won</i>			9.0	1.0	9.0	28.0	28.0

Lane 10 2 - Rasmussen Drywall Week 30 4/18/2019

Name	Old Ave	Old HDCP	-1-	-2-	-3-	Total	HDCP Total
Chuck Morse	162	53	151	188	180	519	678
Bob Verbeck	164	51	193	158	156	507	660
Russ Zink	157	58	a122	a122	a122	366	540
Aries W. Journey	147	68	173	170	155	498	702
Bob Komonce	170	45	119	176	201	496	631
			====	====	====	====	====
<i>Scratch Total</i>			758	814	814	2386	2386
<i>Handicap</i>			275	275	275		825
<i>Total</i>			1033	1089	1089	2386	3211
<i>Team Points Won</i>			0.0	5.0	0.0	5.0	5.0
<i>Match Points Won</i>			1.0	4.0	1.0	7.0	7.0
<i>Total Points Won</i>			1.0	9.0	1.0	12.0	12.0

Thursday 6:30 pm

Big Apple Fun Center

Match Points Won (This Week) -- Week 30

Lane 1 6 - Northgate Veterinary Clinic

Name	Last Wk	Last Wk	HDCP	HDCP	HDCP	HDCP
	Won	Lost	-1-	-2-	-3-	Total
Dick Rich	2.5	1.5	250	216	234	700
Randy A. Stones	1.0	3.0	180	225	178	583
Johnny Nikkila	4.0		196	287	254	737
Bruce A. Hatcher	1.0	3.0	231	202	213	646
Kenny Stryker	3.0	1.0	218	231	202	651
Ivan D. Stones						0
Allen D. Stones						0
Justin R. Swanek						0

Lane 2 3 - Lucky Duck

Name	Last Wk	Last Wk	HDCP	HDCP	HDCP	HDCP
	Won	Lost	-1-	-2-	-3-	Total
Larry K. Giddings	1.5	2.5	224	236	234	694
Randy J. Bauer	3.0	1.0	219	173	192	584
Logan M. Wirth		4.0	187	224	207	618
Jerred J. Johnson	3.0	1.0	246	230	195	671
Chuck M. Brisbin	1.0	3.0	191	195	222	608
Ray K. Lee						0
Darrin W. Karsten						0
Todd M. Mathews						0

Lane 3 9 - Impact Bowlers

Name	Last Wk	Last Wk	HDCP	HDCP	HDCP	HDCP
	Won	Lost	-1-	-2-	-3-	Total
Vincent T. Mulrone	1.0	3.0	229	196	240	665
Rock L. Pettit	4.0		215	218	284	717
Greg Fuestman	3.0	1.0	233	236	229	698
TC Callahan	1.0	3.0	198	240	221	659
Doug Houtz	3.0	1.0	180	243	249	672
Dave Frick						0
Eric R. Zikmund						0

Lane 4 1 - Bone Yard

Name	Last Wk	Last Wk	HDCP	HDCP	HDCP	HDCP
	Won	Lost	-1-	-2-	-3-	Total
Steve W. Thayer	3.0	1.0	241	245	200	686
Mike Dowd		4.0	180	203	196	579
Kyle McCarty	1.0	3.0	161	202	258	621
Matt M. Kearney	3.0	1.0	292	200	247	739
Mike J. Johnson	1.0	3.0	229	198	228	655
Greg A. Pettit						0

Lane 5 8 - O'Brien-Straatmann-Redinger

Name	Last Wk	Last Wk	HDCP	HDCP	HDCP	HDCP
	Won	Lost	-1-	-2-	-3-	Total
Vern T. Brickner	2.0	2.0	187	220	191	598
Brandon L. Baird		4.0	196	206	217	619
Bob Cherry	2.0	2.0	189	203	206	598
Ivan K. Bombeck	3.0	1.0	224	228	236	688
Jason O. Pedersen	1.0	3.0	238	188	236	662
Marvin E. Miller						0
Jaden V. Janicek						0

Lane 6 5 - Coors Light/Turner's Body Sho

Name	Last Wk	Last Wk	HDCP	HDCP	HDCP	HDCP
	Won	Lost	-1-	-2-	-3-	Total
Eric L. Behrendt	2.0	2.0	195	204	194	593
Larry L. Harrington	4.0		212	242	232	686
Bobby Turner Jr	2.0	2.0	181	196	234	611
Jeremy D. Sklenar	1.0	3.0	230	211	232	673
Gary D. Hatcher	3.0	1.0	197	236	252	685
Bill Kirkland						0
Kirk E. Kossman						0

Lane 7 4 - Belschners

Name	Last Wk	Last Wk	HDCP	HDCP	HDCP	HDCP
	Won	Lost	-1-	-2-	-3-	Total
Scott G. Frauen	1.5	2.5	202	231	197	630
EJ Jackson	3.0	1.0	203	223	220	646
Jerry L. Fisher	4.0		232	205	210	647
Dirk C. Yonkers	2.0	2.0	207	233	223	663
Keith J. Smith		4.0	a180	a180	a180	540
Mark A. Yonkers						0

Lane 8 10 - Bud Light

Name	Last Wk	Last Wk	HDCP	HDCP	HDCP	HDCP
	Won	Lost	-1-	-2-	-3-	Total
Merlyn R. Jacobsen	2.5	1.5	206	212	212	630
Donn Loy	1.0	3.0	229	182	218	629
Gil K. Kindsfater		4.0	218	200	173	591
Tom R. Nickerson	2.0	2.0	200	256	212	668
Dustin W. Graham	4.0		202	193	232	627
Ron G. Kramer						0
Jason T. White						0

Lane 9 7 - Pat's Plumbing

Name	Last Wk	Last Wk	HDCP	HDCP	HDCP	HDCP
	Won	Lost	-1-	-2-	-3-	Total
Todd L. Cline	3.0	1.0	232	201	270	703
Scott A. Orcutt	4.0		249	233	232	714
Pat Garrelts	3.0	1.0	205	170	244	619
Tab A. Eastberg	1.0	3.0	201	196	233	630
Jerry Schmitz	2.0	2.0	210	219	217	646
Josh A. Garrelts						0
Jacob A. Garrelts						0

Lane 10 2 - Rasmussen Drywall

Name	Last Wk	Last Wk	HDCP	HDCP	HDCP	HDCP
	Won	Lost	-1-	-2-	-3-	Total
Chuck Morse	1.0	3.0	204	241	233	678
Bob Verbeck		4.0	244	209	207	660
Russ Zink	1.0	3.0	a180	a180	a180	540
Aries W. Journey	3.0	1.0	241	238	223	702
Bob Komonce	2.0	2.0	164	221	246	631
Dan Jeffryes						0

Thursday 6:30 pm

Big Apple Fun Center
Match Points Won (Total for Year)

Name	Ave	Gms	Points		%Won	Name	Ave	Gms	Points		%Won
			Won	Lost					Won	Lost	
Douglas G. Houtz	187	87	69.0	47.0	59.48%	Randy J. Bauer	185	63	45.0	39.0	53.57%
Todd L. Cline	191	87	67.0	49.0	57.76%	Vern T. Brickner	126	84	44.5	67.5	39.73%
Michael E. Dowd	145	87	67.0	49.0	57.76%	Eric L. Behrendt	193	69	44.0	48.0	47.83%
Rock L. Pettit	154	78	66.5	37.5	63.94%	Erold E. Jackson	144	57	44.0	32.0	57.89%
Dustin W. Graham	222	90	63.5	56.5	52.92%	Vincent T. Mulrone	167	90	44.0	76.0	36.67%
Gerald L. Schmitz	187	87	63.0	53.0	54.31%	Ivan K. Bombeck	145	66	42.5	45.5	48.30%
Jeremy D. Sklenar	188	81	63.0	45.0	58.33%	Ron G. Kramer	173	63	42.0	42.0	50.00%
Gregory A. Fuestman	171	90	62.5	57.5	52.00%	Donn Loy	175	69	41.5	50.5	45.11%
Chuck M. Brisbin	218	75	62.0	38.0	62.00%	Robert E. Verbeck	164	78	41.5	66.5	38.43%
Patrick A. Garrelts	189	84	61.5	50.5	54.91%	Jason O. Pedersen	177	75	38.5	61.5	38.50%
Mike J. Johnson	188	87	60.0	56.0	51.72%	Mark A. Yonkers	187	66	35.5	52.5	40.34%
Jerred J. Johnson	198	81	58.0	50.0	53.70%	Darrin W. Karsten	180	51	34.0	34.0	50.00%
Kenneth L. Stryker	174	75	58.0	42.0	58.00%	Larry K. Giddings	182	48	33.0	31.0	51.56%
Terrence D. Callahan	165	87	57.0	59.0	49.14%	Kirk E. Kossman	160	48	31.5	32.5	49.22%
Brandon L. Baird	165	76	56.5	44.8	55.77%	Jeff K. Luth	159	41	28.0	26.7	51.19%
Robert W. Komonce	170	90	56.5	63.5	47.08%	Jason T. White	207	42	28.0	28.0	50.00%
Dirk C. Yonkers	174	78	56.0	48.0	53.85%	Todd M. Mathews	212	27	26.0	10.0	72.22%
Tom R. Nickerson	167	87	55.5	60.5	47.84%	Ray K. Lee	155	30	24.5	15.5	61.25%
Larry L. Harrington	174	84	55.0	57.0	49.11%	Randy A. Stones	157	43	23.0	34.3	40.14%
Robert L. Cherry	156	84	55.0	57.0	49.11%	Gil K. Kindsfater	170	30	20.5	19.5	51.25%
Logan M. Wirth	205	72	54.0	42.0	56.25%	Josh A. Garrelts	171	36	17.5	30.5	36.46%
Gary D. Hatcher	184	81	54.0	54.0	50.00%	Aries W. Journey	149	21	14.0	14.0	50.00%
Russell L. Zink	157	81	53.5	58.5	47.77%	Marvin E. Miller	137	18	11.0	13.0	45.83%
Danny R. Jeffryes	156	72	53.5	42.5	55.73%	Kyle McCarty	163	21	10.0	18.0	35.71%
Robert L. Turner Jr	172	81	53.5	54.5	49.54%	Jaden V. Janicek	153	12	10.0	6.0	62.50%
Steve W. Thayer	121	78	53.0	51.0	50.96%	Nicholas H. Kidd	193	12	7.0	9.0	43.75%
Richard W. Rich	165	81	52.5	55.5	48.61%	William D. Kirkland	bk147	6	6.0	2.0	75.00%
Scott A. Orcutt	178	78	52.0	52.0	50.00%	Eric R. Zikmund	178	6	6.0	2.0	75.00%
Jerry L. Fisher	148	72	52.0	48.0	52.00%	Steven G. Graham	186	9	5.5	6.5	45.83%
John L. Nikkila	175	78	50.5	53.5	48.56%	Justin R. Swanek	bk196	6	4.0	4.0	50.00%
Greg A. Pettit	185	81	50.5	57.5	46.76%	Jon E. Shultz	bk191	3	4.0		100.00%
Keith J. Smith	179	75	50.5	53.5	48.56%	David L. Frick	bk153	6	3.0	5.0	37.50%
Bruce A. Hatcher	207	84	50.0	62.0	44.64%	Noel Carnahan	bk128	3	3.0	1.0	75.00%
Scott G. Frauen	141	84	49.5	66.5	42.67%	Allen D. Stones	183	6	3.0	5.0	37.50%
Matt M. Kearney	169	90	48.5	71.5	40.42%	Randal W. Spangler	bk182	3	2.0	2.0	50.00%
Merlyn R. Jacobsen	183	72	48.0	48.0	50.00%	Conan R. Gifford	128	3	1.0	3.0	25.00%
Charles G. Morse	163	72	47.0	53.0	47.00%	Michael G. Allen	183	6	1.0	7.0	12.50%
Tab A. Eastberg	193	75	47.0	53.0	47.00%	Robert W. Stevens	155	3	1.0	3.0	25.00%
Ivan D. Stones	173	74	46.5	52.2	47.11%	Jacob A. Garrelts	bk180	3		4.0	0.00%

Thursday 6:30 pm

Big Apple Fun Center

Change in Average

Name	-----Old-----		Old					---Average Change---			Weekly Over Ave
	Pins	Games	Ave	-1-	-2-	-3-	Total	New	Old	---> +/-	Series Ave +/-
Michael G. Allen	1098	6	183				0	183.00	- 183.00	= 0.00	
Brandon L. Baird	12078	73	165	146	156	167	469	165.09	- 165.45	= -0.36	469 - 495=-26
Randy J. Bauer	11211	60	186	190	144	163	497	185.84	- 186.85	= -1.01	497 - 558=-61
Eric L. Behrendt	12852	66	194	174	183	173	530	193.94	- 194.73	= -0.79	530 - 582=-52
Ivan K. Bombeck	9114	63	144	153	157	165	475	145.29	- 144.67	= 0.62	475 - 432=43
Vern T. Brickner	10325	81	127	99	132	103	334	126.89	- 127.47	= -0.58	334 - 381=-47
Chuck M. Brisbin	15757	72	218	191	195	222	608	218.20	- 218.85	= -0.65	608 - 654=-46
TC Callahan	13922	84	165	148	190	171	509	165.87	- 165.74	= 0.14	509 - 495=14
Noel Carnahan	454	3bk	128				0	151.33	- 151.33	= 0.00	
Bob Cherry	12704	81	156	130	144	147	421	156.25	- 156.84	= -0.59	421 - 468=-47
Todd L. Cline	15995	84	190	207	176	245	628	191.07	- 190.42	= 0.65	628 - 570=58
Mike Dowd	12304	84	146	111	134	127	372	145.70	- 146.48	= -0.78	372 - 438=-66
Tab A. Eastberg	13977	72	194	180	175	212	567	193.92	- 194.13	= -0.21	567 - 582=-15
Jerry L. Fisher	10275	69	148	165	138	143	446	148.90	- 148.91	= -0.01	446 - 444=2
Scott G. Frauen	11502	81	142	129	158	124	411	141.82	- 142.00	= -0.18	411 - 426=-15
Dave Frick	861	6bk	153				0	143.50	- 143.50	= 0.00	
Greg Fuestman	14907	87	171	189	192	185	566	171.92	- 171.34	= 0.58	566 - 513=53
Jacob A. Garrelts	474	3bk	180				0	158.00	- 158.00	= 0.00	
Josh A. Garrelts	6179	36	171				0	171.64	- 171.64	= 0.00	
Pat Garrelts	15407	81	190	180	145	219	544	189.89	- 190.21	= -0.32	544 - 570=-26
Larry K. Giddings	8148	45	181	190	202	200	592	182.08	- 181.07	= 1.02	592 - 543=49
Conan R. Gifford	386	3	128				0	128.67	- 128.67	= 0.00	
Dustin W. Graham	19437	87	223	202	193	232	627	222.93	- 223.41	= -0.48	627 - 669=-42
Steve Graham	1681	9	186				0	186.78	- 186.78	= 0.00	
Larry L. Harrington	14059	81	173	170	200	190	560	174.04	- 173.57	= 0.47	560 - 519=41
Bruce A. Hatcher	16780	81	207	223	194	205	622	207.17	- 207.16	= 0.01	622 - 621=1
Gary D. Hatcher	14385	78	184	166	205	221	592	184.90	- 184.42	= 0.48	592 - 552=40
Doug Houtz	15765	84	187	152	215	221	588	187.97	- 187.68	= 0.29	588 - 561=27
EJ Jackson	7812	54	144	132	152	149	433	144.65	- 144.67	= -0.02	433 - 432=1
Merlyn R. Jacobsen	12652	69	183	174	180	180	534	183.14	- 183.36	= -0.22	534 - 549=-15
Jaden V. Janicek	1846	12	153				0	153.83	- 153.83	= 0.00	
Dan Jeffryes	11260	72	156				0	156.39	- 156.39	= 0.00	
Jerred J. Johnson	15463	78	198	229	213	178	620	198.56	- 198.24	= 0.31	620 - 594=26
Mike J. Johnson	15821	84	188	202	171	201	574	188.45	- 188.35	= 0.10	574 - 564=10
Aries W. Journey	2649	18	147	173	170	155	498	149.86	- 147.17	= 2.69	498 - 441=57
Darrin W. Karsten	9186	51	180				0	180.12	- 180.12	= 0.00	
Matt M. Kearney	14666	87	168	245	153	200	598	169.60	- 168.57	= 1.03	598 - 504=94
Nick Kidd	2322	12	193				0	193.50	- 193.50	= 0.00	

Name	-----Old-----		Old					---Average Change---			Weekly Over Ave
	Pins	Games	Ave	-1-	-2-	-3-	Total	New	Old	----> +/-	Series Ave +/-
Gil K. Kindsfater	4647	27	172	175	157	130	462	170.30	- 172.11	= -1.81	462 - 516=-54
Bill Kirkland	857	6bk	147				0	142.83	- 142.83	= 0.00	
Bob Komonce	14829	87	170	119	176	201	496	170.28	- 170.45	= -0.17	496 - 510=-14
Kirk E. Kossman	7692	48	160				0	160.25	- 160.25	= 0.00	
Ron G. Kramer	10905	63	173				0	173.10	- 173.10	= 0.00	
Ray K. Lee	4679	30	155				0	155.97	- 155.97	= 0.00	
Donn Loy	11618	66	176	190	143	179	512	175.80	- 176.03	= -0.23	512 - 528=-16
Jeff K. Luth	6546	41	159				0	159.66	- 159.66	= 0.00	
Todd M. Mathews	5730	27	212				0	212.22	- 212.22	= 0.00	
Kyle McCarty	2969	18	164	110	151	207	468	163.67	- 164.94	= -1.28	468 - 492=-24
Marvin E. Miller	2481	18	137				0	137.83	- 137.83	= 0.00	
Chuck Morse	11243	69	162	151	188	180	519	163.36	- 162.94	= 0.42	519 - 486=33
Vincent T. Mulrone	14526	87	166	180	147	191	518	167.16	- 166.97	= 0.19	518 - 498=20
Tom R. Nickerson	14049	84	167	152	208	164	524	167.51	- 167.25	= 0.26	524 - 501=23
Johnny Nikkila	13042	75	173	154	245	212	611	175.04	- 173.89	= 1.15	611 - 519=92
Scott A. Orcutt	13333	75	177	211	195	194	600	178.63	- 177.77	= 0.85	600 - 531=69
Jason O. Pedersen	12791	72	177	200	150	198	548	177.85	- 177.65	= 0.20	548 - 531=17
Greg A. Pettit	15023	81	185				0	185.47	- 185.47	= 0.00	
Rock L. Pettit	11499	75	153	153	156	222	531	154.23	- 153.32	= 0.91	531 - 459=72
Dick Rich	12865	78	164	199	165	183	547	165.58	- 164.94	= 0.64	547 - 492=55
Jerry Schmitz	15780	84	187	182	191	189	562	187.84	- 187.86	= -0.02	562 - 561=1
Jon E. Shultz	667	3bk	191				0	222.33	- 222.33	= 0.00	
Jeremy D. Sklenar	14716	78	188	203	184	205	592	188.99	- 188.67	= 0.32	592 - 564=28
Keith J. Smith	13480	75	179	a144	a144	a144	432	179.73	- 179.73	= 0.00	
Randal W. Spangler	575	3bk	182				0	191.67	- 191.67	= 0.00	
Bob Stevens	466	3	155				0	155.33	- 155.33	= 0.00	
Allen D. Stones	1101	6	183				0	183.50	- 183.50	= 0.00	
Ivan D. Stones	12845	74	173				0	173.58	- 173.58	= 0.00	
Randy A. Stones	6360	40	159	124	169	122	415	157.56	- 159.00	= -1.44	415 - 477=-62
Kenny Stryker	12588	72	174	177	190	161	528	174.88	- 174.83	= 0.05	528 - 522=6
Justin R. Swanek	1183	6bk	196				0	197.17	- 197.17	= 0.00	
Steve W. Thayer	9063	75	120	146	150	105	401	121.33	- 120.84	= 0.49	401 - 360=41
Bobby Turner Jr	13521	78	173	139	154	192	485	172.91	- 173.35	= -0.43	485 - 519=-34
Bob Verbeck	12344	75	164	193	158	156	507	164.76	- 164.59	= 0.17	507 - 492=15
Jason T. White	8700	42	207				0	207.14	- 207.14	= 0.00	
Logan M. Wirth	14215	69	206	178	215	198	591	205.64	- 206.01	= -0.38	591 - 618=-27
Dirk C. Yonkers	13081	75	174	166	192	182	540	174.63	- 174.41	= 0.21	540 - 522=18
Mark A. Yonkers	12355	66	187				0	187.20	- 187.20	= 0.00	
Eric R. Zikmund	1072	6	178				0	178.67	- 178.67	= 0.00	
Russ Zink	12731	81	157	a122	a122	a122	366	157.17	- 157.17	= 0.00	

Thursday 6:30 pm

Big Apple Fun Center

High Average Listing

Name	True Average	Pins	Gms	To Raise Avg +1	To Drop Avg -1
Dustin W. Graham	222.93	20064	90	675	581
Jon E. Shultz	222.33	667	3	671	664
Chuck M. Brisbin	218.20	16365	75	717	638
Todd M. Mathews	212.22	5730	27	660	629
Bruce A. Hatcher	207.17	17402	84	694	606
Jason T. White	207.14	8700	42	660	614
Logan M. Wirth	205.64	14806	72	644	568
Jerred J. Johnson	198.56	16083	81	633	548
Justin R. Swanek	197.17	1183	6	599	589
Eric L. Behrendt	193.94	13382	69	586	513
Tab A. Eastberg	193.92	14544	75	588	509
Nicholas H. Kidd	193.50	2322	12	588	572
Randal W. Spangler	191.67	575	3	577	570
Todd L. Cline	191.07	16623	87	657	566
Patrick A. Garrelts	189.89	15951	84	579	491
Jeremy D. Sklenar	188.99	15308	81	568	483
Mike J. Johnson	188.45	16395	87	615	524
Douglas G. Houtz	187.97	16353	87	567	476
Gerald L. Schmitz	187.84	16342	87	578	487
Mark A. Yonkers	187.20	12355	66	617	547
Steven G. Graham	186.78	1681	9	563	550
Randy J. Bauer	185.84	11708	63	568	501
Greg A. Pettit	185.47	15023	81	601	516
Gary D. Hatcher	184.90	14977	81	563	478
Allen D. Stones	183.50	1101	6	555	545
Merlyn R. Jacobsen	183.14	13186	72	614	538
Michael G. Allen	183.00	1098	6	558	548
Larry K. Giddings	182.08	8740	48	593	541
Darrin W. Karsten	180.12	9186	51	588	533
Keith J. Smith	179.73	13480	75	560	481
Eric R. Zikmund	178.67	1072	6	539	529
Scott A. Orcutt	178.63	13933	78	566	484
Jason O. Pedersen	177.85	13339	75	545	466
Donn Loy	175.80	12130	69	542	469
John L. Nikkila	175.04	13653	78	603	521
Kenneth L. Stryker	174.88	13116	75	534	455
Dirk C. Yonkers	174.63	13621	78	554	472
Larry L. Harrington	174.04	14619	84	606	518
Ivan D. Stones	173.58	12845	74	553	475
Ron G. Kramer	173.10	10905	63	579	512
Robert L. Turner Jr	172.91	14006	81	526	441
Gregory A. Fuestman	171.92	15473	90	523	429
Josh A. Garrelts	171.64	6179	36	529	489
Gil K. Kindsfater	170.30	5109	30	534	500
Robert W. Komonce	170.28	15325	90	578	484
Matt M. Kearney	169.60	15264	90	546	452
Tom R. Nickerson	167.51	14573	87	547	456
Vincent T. Mulrone	167.16	15044	90	580	486
Terrence D. Callahan	165.87	14431	87	509	418

<u>Name</u>	<u>True Average</u>	<u>Pins Gms</u>		<u>To Raise Avg +1</u>	<u>To Drop Avg -1</u>
Richard W. Rich	165.58	13412	81	532	447
Brandon L. Baird	165.09	12547	76	567	487
Robert E. Verbeck	164.76	12851	78	514	432
Kyle McCarty	163.67	3437	21	499	474
Charles G. Morse	163.36	11762	72	538	462
Kirk E. Kossman	160.25	7692	48	519	467
Jeff K. Luth	159.66	6546	41	494	449
Jacob A. Garrelts	158.00	474	3	480	473
Randy A. Stones	157.56	6775	43	493	446
Russell L. Zink	157.17	12731	81	541	456
Danny R. Jeffryes	156.39	11260	72	515	439
Robert L. Cherry	156.25	13125	84	534	446
Ray K. Lee	155.97	4679	30	469	435
Robert W. Stevens	155.33	466	3	470	463
Rock L. Pettit	154.23	12030	78	525	443
Jaden V. Janicek	153.83	1846	12	464	448
Noel Carnahan	151.33	454	3	458	451
Aries W. Journey	149.86	3147	21	453	428
Jerry L. Fisher	148.90	10721	72	454	378
Michael E. Dowd	145.70	12676	87	464	373
Ivan K. Bombeck	145.29	9589	66	485	415
Erold E. Jackson	144.65	8245	57	455	394
David L. Frick	143.50	861	6	435	425
William D. Kirkland	142.83	857	6	430	420
Scott G. Frauen	141.82	11913	84	441	353
Marvin E. Miller	137.83	2481	18	417	395
Conan R. Gifford	128.67	386	3	388	381
Vern T. Brickner	126.89	10659	84	390	302
Steve W. Thayer	121.33	9464	78	418	336

Thursday 6:30 pm

Big Apple Fun Center

Most Pins Over Average

Name	-----Old-----		Old					---Average Change---			Weekly Over Ave
	Pins	Games	Ave	-1-	-2-	-3-	Total	New	Old	----> +/-	Series Ave +/-
Matt M. Kearney	14666	87	168	245	153	200	598	169.60	- 168.57	= 1.03	598 - 504=94
Johnny Nikkila	13042	75	173	154	245	212	611	175.04	- 173.89	= 1.15	611 - 519=92
Rock L. Pettit	11499	75	153	153	156	222	531	154.23	- 153.32	= 0.91	531 - 459=72
Scott A. Orcutt	13333	75	177	211	195	194	600	178.63	- 177.77	= 0.85	600 - 531=69
Todd L. Cline	15995	84	190	207	176	245	628	191.07	- 190.42	= 0.65	628 - 570=58
Aries W. Journey	2649	18	147	173	170	155	498	149.86	- 147.17	= 2.69	498 - 441=57
Dick Rich	12865	78	164	199	165	183	547	165.58	- 164.94	= 0.64	547 - 492=55
Greg Fuestman	14907	87	171	189	192	185	566	171.92	- 171.34	= 0.58	566 - 513=53
Larry K. Giddings	8148	45	181	190	202	200	592	182.08	- 181.07	= 1.02	592 - 543=49
Ivan K. Bombeck	9114	63	144	153	157	165	475	145.29	- 144.67	= 0.62	475 - 432=43
Steve W. Thayer	9063	75	120	146	150	105	401	121.33	- 120.84	= 0.49	401 - 360=41
Larry L. Harrington	14059	81	173	170	200	190	560	174.04	- 173.57	= 0.47	560 - 519=41
Gary D. Hatcher	14385	78	184	166	205	221	592	184.90	- 184.42	= 0.48	592 - 552=40
Chuck Morse	11243	69	162	151	188	180	519	163.36	- 162.94	= 0.42	519 - 486=33
Jeremy D. Sklenar	14716	78	188	203	184	205	592	188.99	- 188.67	= 0.32	592 - 564=28
Doug Houtz	15765	84	187	152	215	221	588	187.97	- 187.68	= 0.29	588 - 561=27
Jerred J. Johnson	15463	78	198	229	213	178	620	198.56	- 198.24	= 0.31	620 - 594=26
Tom R. Nickerson	14049	84	167	152	208	164	524	167.51	- 167.25	= 0.26	524 - 501=23
Vincent T. Mulroney	14526	87	166	180	147	191	518	167.16	- 166.97	= 0.19	518 - 498=20
Dirk C. Yonkers	13081	75	174	166	192	182	540	174.63	- 174.41	= 0.21	540 - 522=18
Jason O. Pedersen	12791	72	177	200	150	198	548	177.85	- 177.65	= 0.20	548 - 531=17
Bob Verbeck	12344	75	164	193	158	156	507	164.76	- 164.59	= 0.17	507 - 492=15
TC Callahan	13922	84	165	148	190	171	509	165.87	- 165.74	= 0.14	509 - 495=14
Mike J. Johnson	15821	84	188	202	171	201	574	188.45	- 188.35	= 0.10	574 - 564=10
Kenny Stryker	12588	72	174	177	190	161	528	174.88	- 174.83	= 0.05	528 - 522=6
Jerry L. Fisher	10275	69	148	165	138	143	446	148.90	- 148.91	= -0.01	446 - 444=2
Bruce A. Hatcher	16780	81	207	223	194	205	622	207.17	- 207.16	= 0.01	622 - 621=1
EJ Jackson	7812	54	144	132	152	149	433	144.65	- 144.67	= -0.02	433 - 432=1
Jerry Schmitz	15780	84	187	182	191	189	562	187.84	- 187.86	= -0.02	562 - 561=1
Bob Komonce	14829	87	170	119	176	201	496	170.28	- 170.45	= -0.17	496 - 510=-14
Merlyn R. Jacobsen	12652	69	183	174	180	180	534	183.14	- 183.36	= -0.22	534 - 549=-15
Scott G. Frauen	11502	81	142	129	158	124	411	141.82	- 142.00	= -0.18	411 - 426=-15
Tab A. Eastberg	13977	72	194	180	175	212	567	193.92	- 194.13	= -0.21	567 - 582=-15
Donn Loy	11618	66	176	190	143	179	512	175.80	- 176.03	= -0.23	512 - 528=-16
Kyle McCarty	2969	18	164	110	151	207	468	163.67	- 164.94	= -1.28	468 - 492=-24
Brandon L. Baird	12078	73	165	146	156	167	469	165.09	- 165.45	= -0.36	469 - 495=-26
Pat Garrelts	15407	81	190	180	145	219	544	189.89	- 190.21	= -0.32	544 - 570=-26
Logan M. Wirth	14215	69	206	178	215	198	591	205.64	- 206.01	= -0.38	591 - 618=-27

Name	-----Old-----		Old					---Average Change---			Weekly Over Ave	
	Pins	Games	Ave	-1-	-2-	-3-	Total	New - Old	---->	+/-	Series Ave +/-	
Bobby Turner Jr	13521	78	173	139	154	192	485	172.91	-	173.35	= -0.43	485 - 519=-34
Dustin W. Graham	19437	87	223	202	193	232	627	222.93	-	223.41	= -0.48	627 - 669=-42
Chuck M. Brisbin	15757	72	218	191	195	222	608	218.20	-	218.85	= -0.65	608 - 654=-46
Vern T. Brickner	10325	81	127	99	132	103	334	126.89	-	127.47	= -0.58	334 - 381=-47
Bob Cherry	12704	81	156	130	144	147	421	156.25	-	156.84	= -0.59	421 - 468=-47
Eric L. Behrendt	12852	66	194	174	183	173	530	193.94	-	194.73	= -0.79	530 - 582=-52
Gil K. Kindsfater	4647	27	172	175	157	130	462	170.30	-	172.11	= -1.81	462 - 516=-54
Randy J. Bauer	11211	60	186	190	144	163	497	185.84	-	186.85	= -1.01	497 - 558=-61
Randy A. Stones	6360	40	159	124	169	122	415	157.56	-	159.00	= -1.44	415 - 477=-62
Mike Dowd	12304	84	146	111	134	127	372	145.70	-	146.48	= -0.78	372 - 438=-66

Thursday 6:30 pm

Big Apple Fun Center

Alphabetic League Bowler Contact List

USBC					Bowling	
ID Number	Name	Phone	Phone	E-mail	Hand	Sex
1560-49743	Allen, Michael G.	(616)425-1045	() - -	michael.g.allen@hotmail.com	R	M
1494-2730	Baird, Brandon L.	(308)708-8546	(308)440-5826		R	M
1494-2657	Bauer, Randy J.	(308)750-6212	() - -		R	M
6219-144	Behrendt, Eric L.	(308)238-1908	() - -	eb.brushworks@gmail.com	R	M
1494-38	Bombeck, Ivan K.	(308)237-7689	() - -		L	M
1494-875	Brickner, Vern T.	(308)677-5953	() - -	vernbrickner@gmail.com	R	M
1494-789	Brisbin, Chuck M.	(308)440-2265	(308)234-4545	Husk300@gmail.com	R	M
1494-3086	Callahan, Terrence "TC" D.	(308)233-1311	() - -		R	M
1494-2974	Carnahan, Noel	(308)627-7903	() - -		R	M
1494-11	Cherry, Robert "Bob" L.	(308)938-2525	() - -		R	M
1494-315	Cline, Todd L.	(308)293-7645	() - -		R	M
1494-3028	Dowd, Michael "Mike" E.	(308)455-7488	() - -	xcdowd@gmail.com	R	M
1494-260	Eastberg, Tab A.	(308)293-0559	() - -		R	M
1494-72	Fisher, Jerry L.	(308)826-4265	(308)293-3846		R	M
1494-2367	Frauen, Scott G.	(308)390-5205	() - -	hippihollow@live.msn	R	M
1494-3151	Frick, David "Dave" L.	(308)293-4259	() - -		R	M
1494-949	Fuestman, Gregory "Greg" A.	(308)224-1500	() - -	gregfuestman@gmail.com	R	M
6201-141	Garrelts, Jacob A.	(308)224-7477	(308)440-1412	jacobgal6@gmail.com	R	M
7914-36326	Garrelts, Josh A.	(308)627-1953	(308)440-1473	joshg112@frontier.com	R	M
1494-421	Garrelts, Patrick "Pat" A.	(308)440-1412	() - -	patsplumbing@frontier.com	R	M
1494-1258	Giddings, Larry K.	(308)627-3247	() - -	lkgiddings300@gmail.com	R	M
1494-3221	Gifford, Conan R.	(308)455-7948	() - -	conan1311@gmail.com	R	M
1494-2616	Graham, Dustin W.	(402)760-2000	() - -	dgraham814300@gmail.com	R	M
8966-5939	Graham, Steven "Steve" G.	(402)760-0143	(402)387-2767	ainskaw@hotmail.com	L	M
27580-14	Harrington, Larry L.	(308)236-5902	() - -		R	M
1486-2240	Hatcher, Bruce A.	(308)627-7379	() - -	brucehatcher@charter.net	R	M
1494-256	Hatcher, Gary D.	(308)238-3914	() - -	gary.hatcher@charter.net	R	M
1494-649	Houtz, Douglas "Doug" G.	(308)224-1698	() - -	writetodoug@yahoo.com	R	M
1494-2230	Jackson, Eroid "EJ" E.	(308)293-5667	() - -		L	M
1494-30	Jacobsen, Merlyn R.	(308)234-5096	(308)293-8760		R	M
9726-4177	Janicek, Jaden V.	(402)249-2139	() - -	jaden.janicke@gmail.com	R	M
1468-58	Jeffryes, Danny "Dan" R.	(402)276-2715	() - -	djeffryes52@gmail.com	R	M
1494-2364	Johnson, Jerred J.	(308)440-1200	() - -	jiliv2hunt@hotmail.com	R	M
1494-3060	Johnson, Mike J.	(308)293-9595	() - -		R	M
11-750023	Journey, Aries W.	(308)224-9045	() - -		R	M
1494-1613	Karsten, Darrin W.	(308)627-4799	(308)237-5025	dwkarsten@aol.com	R	M
1494-3135	Kearney, Matt M.	(308)440-5368	(308)325-4320	mattkearney70@gmail.com	R	M
1489-496	Kidd, Nicholas "Nick" H.	(308)627-6139	() - -	nickkidd79@gmail.com	R	M
1494-324	Kindsfater, Gil K.	(308)234-2298	(308)233-7172	gmkind@charter.net	R	M
1494-1989	Kirkland, William "Bill" D.	(308)233-4253	() - -	kirklandsiding@charter.net	R	M
1494-2619	Komoncer, Robert "Bob" W.	(308)627-9294	(308)338-3072	komoncer59@yahoo.com	R	M
1494-352	Kossmann, Kirk E.	(308)440-5461	() - -	goosehunter1226@yahoo.com	R	M
1494-1031	Kramer, Ron G.	(308)236-6450	() - -	ronshark66@gmail.com	R	M
1494-176	Lee, Ray K.	(308)647-5382	(308)647-5382		R	M
10-1822254	Loy, Donn	(308)920-1203	() - -	donnloy@mac.com	R	M
1494-124	Luth, Jeff K.	(308)240-1690	() - -		R	M
1494-1323	Mathews, Todd M.	(308)293-5684	() - -		R	M
9726-4123	McCarty, Kyle	(308)750-1605	() - -	kylemccarty84@hotmail.com	R	M
1494-33	Miller, Marvin E.	(308)234-1636	(308)440-9308		R	M
274-4282	Morse, Charles "Chuck" G.	(308)293-0135	() - -	chuckandscooter@yahoo.com	R	M
1494-2192	Mulrone, Vincent T.	(308)440-2609	(308)440-1256	mulrone@rcom-ne.com	R	M
1494-2371	Nickerson, Tom R.	(308)627-5882	(308)234-4115	tomnick@charter.net	R	M
1494-182	Nikkila, John "Johnny" L.	(308)440-1331	() - -	jln.mkn@charter.net	P	M

USBC					Bowling	
ID Number	Name	Phone	Phone	E-mail	Hand	Sex
1494-2481	Orcutt, Scott A.	(308)236-7094	() - -	scott.a.orcutt@gmail.com	R	M
8193-35541	Pedersen, Jason O.	(480)216-0233	() - -	japed97@gmail.com	R	M
6201-149	Pettit, Greg A.	(308)708-9824	() - -		R	M
1494-185	Pettit, Rock L.	(308)293-8676	() - -		R	M
1494-268	Rich, Richard "Dick" W.	(308)234-3486	() - -		L	M
1494-85	Schmitz, Gerald "Jerry" L.	(308)233-1948	() - -		R	M
6212-88	Shultz, Jon E.	(308)539-6487	() - -	bowlinggamer@hotmail.com	R	M
6219-124	Sklenar, Jeremy D.	(308)627-5735	() - -	jdsklenar@hotmail.com	R	M
1494-3011	Smith, Keith J.	(308)440-0091	() - -		R	M
1494-113	Spangler, Randal W.	(308)293-4053	() - -	btrspangler@charter.net	R	M
1494-303	Stevens, Robert "Bob" W.	(308)440-4005	() - -	roberthuskers@gmail.com	R	M
1494-2244	Stones, Allen D.	(308)293-7375	() - -	stonesdvm@gmail.com	R	M
1494-6	Stones, Ivan D.	(308)234-4231	(308)440-3258	stonivad@charter.net	R	M
1494-36	Stones, Randy A.	(308)440-8359	(308)440-1987	randystones58@gmail.com	L	M
1494-7	Stryker, Kenneth "Kenny" L.	(308)234-3945	() - -		R	M
1489-1082	Swanek, Justin R.	(402)210-0537	() - -	Diggerj79@yahoo.com	R	M
9726-4108	Thayer, Steve W.	(308)233-1317	() - -	steventhayer69@gmail.com	R	M
1494-87	Turner Jr, Robert "Bobby" L.	(308)440-1799	() - -	bobby.turner59@yahoo.com	R	M
1494-363	Verbeck, Robert "Bob" E.	(308)240-9675	() - -		R	M
1486-5074	White, Jason T.	(308)383-4661	() - -		R	M
6201-92	Wirth, Logan M.	(308)233-3915	() - -		R	M
1494-3143	Yonkers, Dirk C.	(308)293-4147	() - -	peeb4147@gmail.com	R	M
1494-1898	Yonkers, Mark A.	(308)440-6006	() - -		R	M
1494-2816	Zikmund, Eric R.	(308)293-1744	() - -	littleswan@aol.com	R	M
1494-1776	Zink, Russell "Russ" L.	(702)908-6400	() - -	russzink49@yahoo.com	R	M

Service 2018-19

Big Apple Fun Center

This report is for scores bowled April 18 which is Week 30 of 30

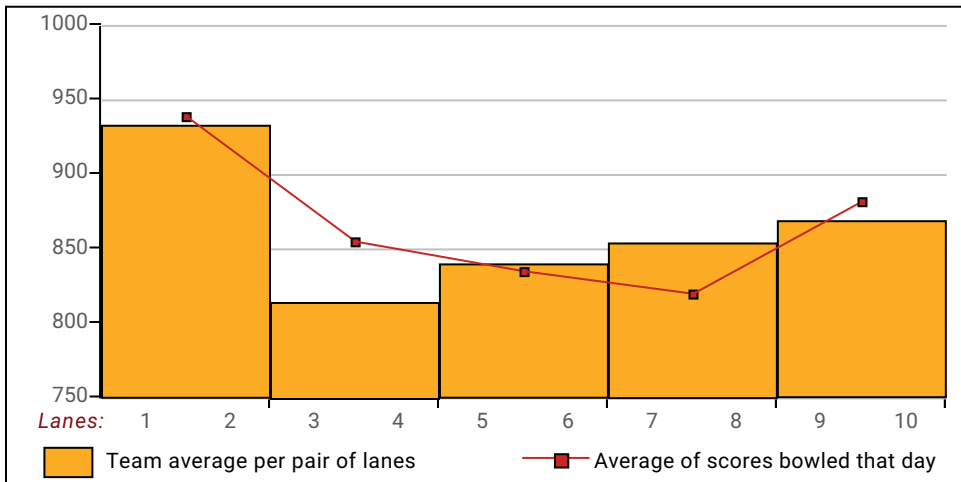
This Week's Statistics: Lefties vs Righties

Unless designated left handed, bowlers are considered right handed.

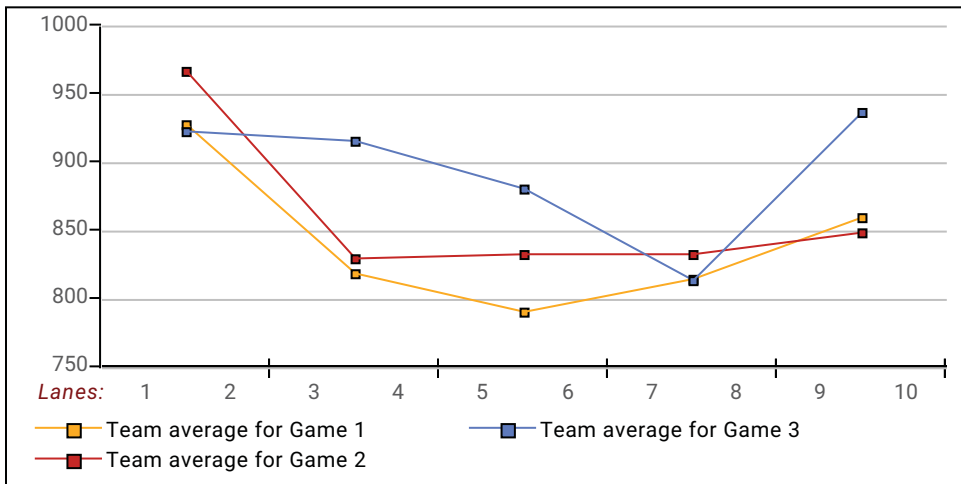
	Over All	Right	Left
How many people bowled	48	44	4
Number of games bowled	144	132	12
Actual average of week's scores	174.81	176.53	155.83
How many games above average	77	68	9
How many games below average	66	63	3
Pins above/below average per game	2.20	2.12	3.08
How many people raised average	26	24	2
by this amount	0.55	0.54	0.63
How many people went down	22	20	2
by this amount	-0.54	-0.52	-0.73
League average before bowling	173.12	174.92	153.32
League average after bowling	173.16	174.97	153.27
Change in league average	0.05	0.06	-0.05
800s	--	--	--
775s	--	--	--
750s	--	--	--
725s	--	--	--
700s	--	--	--
675s	--	--	--
650s	--	--	--
625s	2	2	--
600s	5	5	--
575s	6	6	--
550s	5	5	--
525s	8	7	1
500s	6	6	--
475s	5	4	1
450s	3	3	--
425s	2	1	1
400s	4	3	1
below 400	2	2	--
300s	--	--	--
275s	--	--	--
250s	--	--	--
225s	5	5	--
200s	28	28	--
175s	44	42	2
150s	38	32	6
125s	20	18	2
100s	8	6	2
below 100	1	1	--

This report is for scores bowled April 18 which is Week 30 of 30

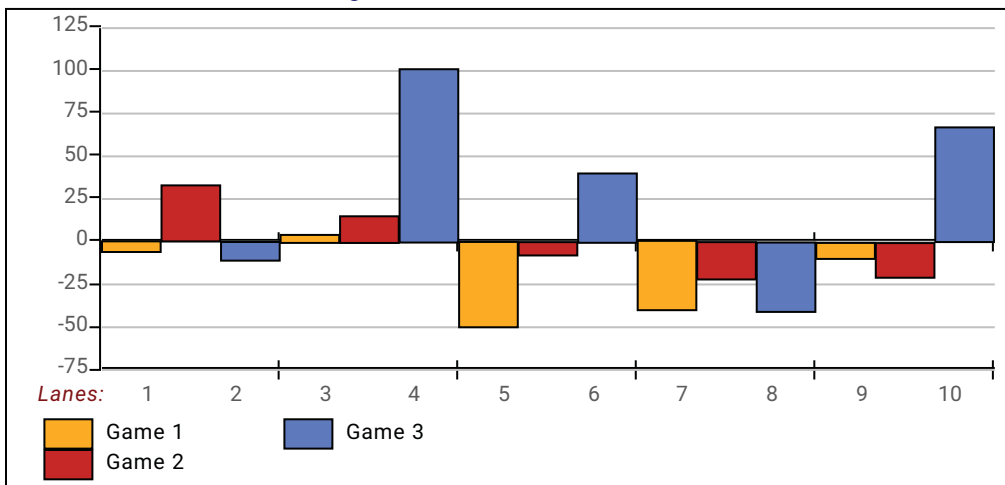
Team Average vs Ave of Scores



Average of Scores for Each Game

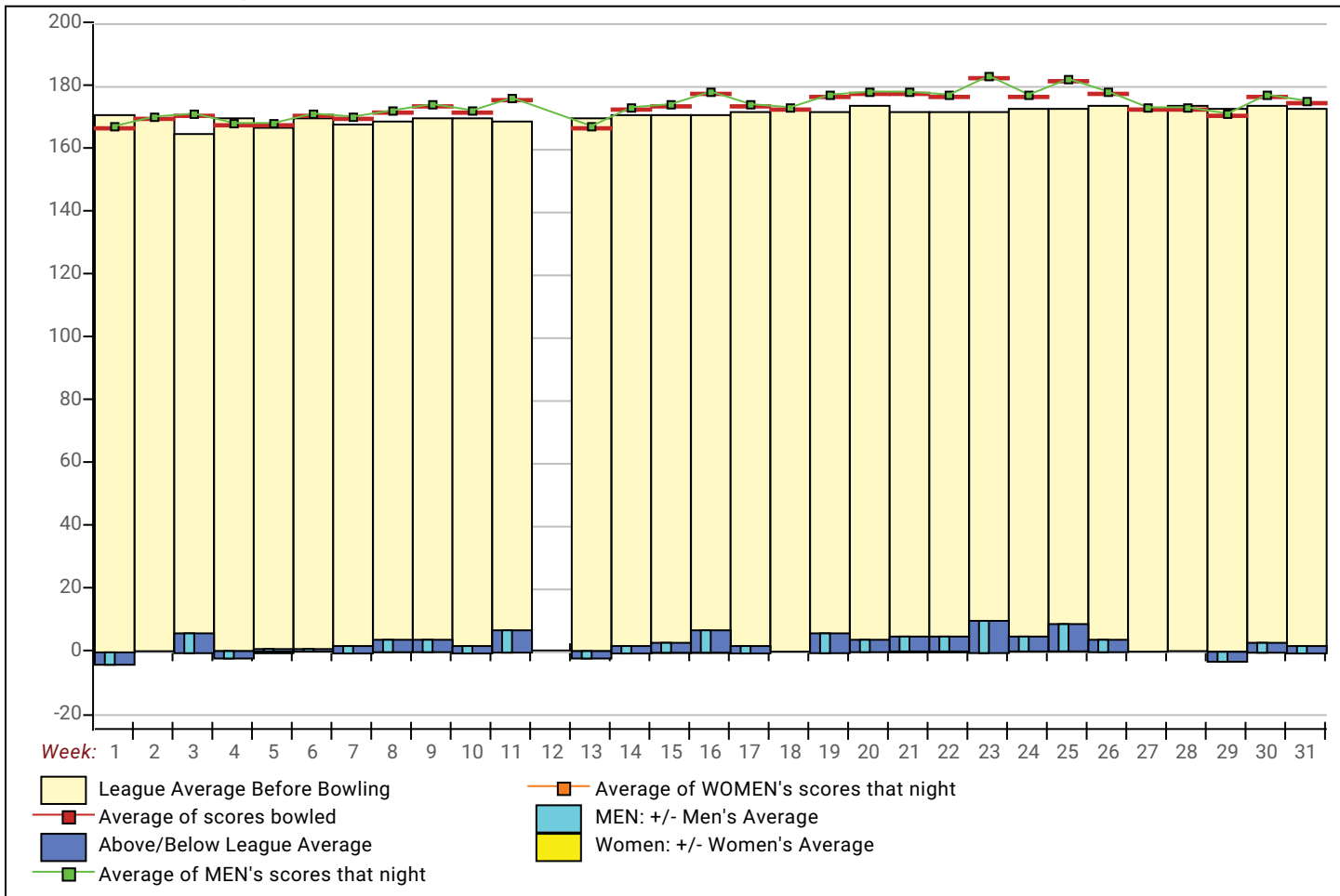


Amount Over/Under Team Average



This report is for scores bowled April 18 which is Week 30 of 30

League Average Week-by-Week



League Average Statistics for Last Week

	League	Right Hand	Left Hand
League Average Before Bowling	173.12	174.92	153.32
Average of scores bowled that night	174.81	176.53	155.83
New League Average After Bowling	173.16	174.97	153.27
Change in League Average	.05	.06	-.05
People Who Bowled Over Average	26	24	2
People Who Bowled Under Average	22	20	2
Average Amount of Series Over Avg	38.54	37.67	49.00
Average Amount of Series Under Avg	-31.14	-31.20	-30.50
Difference Avg, NiteAvg	2.20	2.12	3.08
Number of Bowlers	48	44	4
Number of Games Bowled	144	132	12
People Who Raised Their Average	26	24	2
Raised By an Average of This Amount	.55	.54	.63
People Who Lowered Their Average	22	20	2
Lowered By an Average of This Amou	-.54	-.52	-.73
Number of Games Bowled Over Avera	77	68	9
Number of Games Bowled Under Avera	66	63	3

Note: Averages are based only on people who bowled.

If you have questions, please contact

Gary Hatcher (308)238-3914 PO Box 594, Gibbon, NE 68840
 Send E-mail to: gary.hatcher@charter.net

Note: This report includes information through April 18 which is Week 30 of 30

Awards Earned This Week

Name	USBC ID Number	Award Average	Award Games	G1	G2	G3	Series	Award Score	Award Received
Matt M. Kearney	1494-3135 USBC	168	87	245	153	200	598	245	75 Pins Over Average (Local Assoc. Awards)
John L. Nikkila	1494-182 USBC	173	75	154	245	212	611	611	600 Series (Local Assoc. Awards)
Rock L. Pettit	1494-185 USBC	153	75	153	156	222	531	222	200 Game (Local Assoc. Awards)
Steve W. Thayer	9726-4108 USBC	120	75	146	150	105	401	401	400 Series (Local Assoc. Awards)
	9726-4108 USBC	120	75	146	150	105	401	150	150 Game (Local Assoc. Awards)

Thursday 6:30 pm

Big Apple Fun Center

Lanes 1 - 10

Team Standings

Place	Team Name	Points	Points	Year-To-Date	Y-T-D
		Won	Lost	WON	LOST
1	Northgate Veterinary Clinic	243	157	593	607
2	Impact Bowlers	234	166	649 ½	550 ½
3	Lucky Duck	219 ½	180 ½	704 ½	495 ½
4	Coors Light/Turner's Body Sho	204	196	622	578
5	Bone Yard	203	197	584	616
6	Pat's Plumbing	191	209	593	607
7	O'Brien-Straatmann-Redinger	190 ½	209 ½	544	656
8	Bud Light	188	212	586	614
9	Belschners	187 ½	212 ½	573 ½	626 ½
10	Rasmussen Drywall	139 ½	260 ½	550 ½	649 ½

*** Although not shown, standings are determined by points only for the current part

Last Week's Top Scores

Scratch Game		Scratch Series		Handicap Game		Handicap Series	
245	Todd Cline	628	Todd Cline	292	Matt Kearney	739	Matt Kearney
245	Johnny Nikkila	627	Dustin Graham	287	Johnny Nikkila	737	Johnny Nikkila
245	Matt Kearney	622	Bruce Hatcher	284	Rock Pettit	717	Rock Pettit
232	Dustin Graham	620	Jerred Johnson	270	Todd Cline	714	Scott Orcutt
229	Jerred Johnson	611	Johnny Nikkila	258	Kyle McCarty	703	Todd Cline
223	Bruce Hatcher	608	Chuck Brisbin	256	Tom Nickerson	702	Aries Journey
222	Chuck Brisbin	600	Scott Orcutt	252	Gary Hatcher	700	Dick Rich
222	Rock Pettit	598	Matt Kearney	250	Dick Rich	698	Greg Fuestman
221	Doug Houtz	592	Jeremy Sklenar	249	Scott Orcutt	694	Larry Giddings
221	Gary Hatcher	592	Gary Hatcher	249	Doug Houtz	688	Ivan Bombeck
		592	Larry Giddings				

Service League Championship

Thursday 6:30 pm

Big Apple Fun Center

President: Ray Lee (308)647-5382 Vice President: Bobby Turner Jr (308)440-1799
 Secretary/Treasurer: Gary Hatcher (308)238-3914

Team Standings

Place	#	Team Name	Points Won	Points Lost	%Won	Pins + HDCP	Scratch Pins	Ave p/gm
1	6	Northgate Veterinary Clinic	28	12	70.0	101571	82775	890
2	5	Coors Light/Turner's Body Sho	22	18	55.0	101506	83851	901
3	9	Impact Bowlers	18	22	45.0	101676	78996	849
4	3	Lucky Duck	12	28	30.0	101309	90692	975

Review of Last Week's Bowling.....

Lanes	Team Name	HDCP -1-	HDCP -2-	HDCP -3-	HDCP Total	Last Wk WON	Team Name	HDCP -1-	HDCP -2-	HDCP -3-	HDCP Total	Last Wk WON
7-8	Lucky Duck	1038	943	1140	3121	12	<---> Northgate Veterinary	1072	1107	1053	3232	28
9-10	Impact Bowlers	1142	1143	1110	3395	18	<---> Coors Light/Turner's	1132	1076	1232	3440	22

Thanks for bowling! We hope you had a good time. See you next season!

Last Week's Top Scores

Team Scratch Game		Team Scratch Series		Team Handicap Game		Team Handicap Series	
1080	Lucky Duck	2948	Coors Light/Turner's Body	1232	Coors Light/Turner's Body	3440	Coors Light/Turner'
1068	Coors Light/Turner's Body	2941	Lucky Duck	1143	Impact Bowlers	3395	Impact Bowlers
927	Northgate Veterinary Clinic	2714	Impact Bowlers	1140	Lucky Duck	3232	Northgate Veterina
916	Impact Bowlers	2692	Northgate Veterinary Clinic	1107	Northgate Veterinary Clinic	3121	Lucky Duck
Scratch Game		Scratch Series		Handicap Game		Handicap Series	
249	Logan Wirth	648	Logan Wirth	265	Vincent Mulroney	746	Vincent Mulroney
246	Bruce Hatcher	633	Bruce Hatcher	263	Larry Harrington	698	Eric Behrendt
235	Jeremy Sklenar	633	Jerred Johnson	262	Jeremy Sklenar	695	Rock Pettit
231	Chuck Brisbin	632	Eric Behrendt	259	Logan Wirth	694	Bobby Turner Jr
227	Eric Behrendt	614	Vincent Mulroney	254	Bruce Hatcher	691	Larry Harrington
224	Jerred Johnson	604	Jeremy Sklenar	249	Eric Behrendt	685	Jeremy Sklenar
222	Larry Harrington	600	Doug Houtz	247	Ivan Stones	684	Doug Houtz
221	Vincent Mulroney	584	Chuck Brisbin	242	Gary Hatcher	684	Jerred Johnson
211	Gary Hatcher	579	Gary Hatcher	241	Jerred Johnson	678	Logan Wirth
209	Todd Mathews	568	Larry Harrington	237	Bobby Turner Jr	672	Gary Hatcher

Season High Scores

Team Scratch Game		Team Scratch Series		Team Handicap Game		Team Handicap Series	
1169	Lucky Duck	3219	Lucky Duck	1286	Lucky Duck	3591	Lucky Duck
1120	Bud Light	3146	Bud Light	1275	Belschners	3548	Bud Light
1068	Coors Light/Turner's Body	3036	Pat's Plumbing	1270	Bone Yard	3544	Belschners
1068	Pat's Plumbing	2948	Coors Light/Turner's Body	1268	Impact Bowlers	3492	Northgate Veterina
1046	Bone Yard	2883	Northgate Veterinary Clinic	1254	Bud Light	3481	Impact Bowlers
1033	Impact Bowlers	2773	Bone Yard	1241	Pat's Plumbing	3476	Coors Light/Turner'
1028	Belschners	2772	Belschners	1232	Coors Light/Turner's Body	3470	Rasmussen Drywal
1015	Northgate Veterinary Clinic	2740	Impact Bowlers	1210	Northgate Veterinary Clinic	3459	Pat's Plumbing
936	Rasmussen Drywall	2616	Rasmussen Drywall	1197	Rasmussen Drywall	3445	Bone Yard
880	O'Brien-Straatmann-Reding	2490	O'Brien-Straatmann-Reding	1188	O'Brien-Straatmann-Reding	3414	O'Brien-Straatman

Season High Scores - Continued

Scratch Game		Scratch Series		Handicap Game		Handicap Series	
289	Chuck Brisbin	796	Chuck Brisbin	300	Matt Kearney	826	Dirk Yonkers
279	Dustin Graham	783	Dustin Graham	300	TC Callahan	821	Doug Houtz
268	Eric Behrendt	722	Doug Houtz	300	Vincent Mulroney	815	Scott Frauen
268	Logan Wirth	715	Logan Wirth	300	Doug Houtz	802	Chuck Brisbin
268	Bruce Hatcher	708	Greg Pettit	300	Scott Frauen	801	Greg Pettit
268	Doug Houtz	707	Bruce Hatcher	297	Dan Jeffryes	794	Vincent Mulroney
266	Greg Pettit	702	Pat Garrelts	297	Dirk Yonkers	792	Dan Jeffryes
265	Vincent Mulroney	691	Dirk Yonkers	297	Greg Pettit	784	Matt Kearney
257	Pat Garrelts	688	Jeremy Sklenar	297	Larry Harrington	784	Jeremy Sklenar
256	Mark Yonkers	686	Eric Behrendt	292	Jason Pedersen	783	Pat Garrelts
256	Larry Harrington					783	Dustin Graham

Team Rosters

1 - Bone Yard

Name	Ave	HDCP	Pins	Gms	Points Won	High Game	High Sers	HDCP Game	HDCP Sers	Most Improved Ave +/-	To Raise Avg +1	To Drop Avg -1	Weekly Over Ave Series Ave +/-
Kyle McCarty	163	52	3437	21	10.0	213	542	268	707	163 +0.67	499	474	
Steve Thayer	121	94	9464	78	53.0	169	436	269	724	115 +6.33	418	336	
Mike Dowd	145	70	12676	87	67.0	213	532	285	749	142 +3.70	464	373	
Greg Pettit	185	30	15023	81	50.5	266	708	297	801	188 -2.53	601	516	
Matt Kearney	169	46	15264	90	48.5	254	619	300	784	162 +7.60	546	452	
Mike Johnson	188	27	16395	87	60.0	253	648	280	741	188 +0.45	615	524	

2 - Rasmussen Drywall

Name	Ave	HDCP	Pins	Gms	Points Won	High Game	High Sers	HDCP Game	HDCP Sers	Most Improved Ave +/-	To Raise Avg +1	To Drop Avg -1	Weekly Over Ave Series Ave +/-
Chuck Morse	163	52	11762	72	47.0	224	578	276	728	159 +4.36	538	462	
Bob Verbeck	164	51	12851	78	41.5	232	592	284	748	163 +1.76	514	432	
Russ Zink	157	58	12731	81	53.5	209	563	268	740	160 -2.83	541	456	
Dan Jeffryes	156	59	11260	72	53.5	235	590	297	792	146 +10.39	515	439	
Bob Komonco	170	45	15325	90	56.5	221	590	267	728	171 -0.72	578	484	

3 - Lucky Duck

Name	Ave	HDCP	Pins	Gms	Points Won	High Game	High Sers	HDCP Game	HDCP Sers	Most Improved Ave +/-	To Raise Avg +1	To Drop Avg -1	Weekly Over Ave Series Ave +/-
Ray Lee	155	60	4679	30	24.5	212	561	276	753	155 +0.97	469	435	
Larry Giddings	182	33	8740	48	33.0	246	636	278	732	183 -0.92	593	541	
Darrin Karsten	181	34	9186	51	34.0	235	620	278	728	177 +3.12	588	533	
Randy Bauer	185	30	12240	66	45.0	245	701	277	797	183 +2.45	594	524	532 - 555=-23
Logan Wirth	206	9	15454	75	57.0	268	715	280	749	195 +11.05	692	613	648 - 615=33
Jerred Johnson	199	16	16716	84	61.0	254	665	273	728	195 +4.00	684	596	633 - 594=39
Todd Mathews	209	6	6274	30	26.0	269	730	270	730	213 -3.87	656	622	544 - 636=-92
Chuck Brisbin	217	0	16949	78	63.0	289	796	291	802	201 +16.29	709	627	584 - 654=-70

4 - Belschners

Name	Ave	HDCP	Pins	Gms	Points Won	High Game	High Sers	HDCP Game	HDCP Sers	Most Improved Ave +/-	To Raise Avg +1	To Drop Avg -1	Weekly Over Ave Series Ave +/-
Scott Frauen	141	74	11913	84	49.5	241	575	300	815	135 +6.82	441	353	
EJ Jackson	144	71	8245	57	44.0	193	501	265	720	134 +10.65	455	394	
Jerry Fisher	148	67	10721	72	52.0	209	534	278	741	138 +10.90	454	378	
Dirk Yonkers	174	41	13621	78	56.0	250	691	297	826	173 +1.63	554	472	
Mark Yonkers	187	28	12355	66	35.5	256	682	286	772	185 +2.20	617	547	
Keith Smith	179	36	13480	75	50.5	255	643	286	737	177 +2.73	560	481	

5 - Coors Light/Turner's Body Sho

Name	Ave	HDCP	Pins	Gms	Points Won	High Game	High Sers	HDCP Game	HDCP Sers	Most Improved Ave +/-	To Raise Avg +1	To Drop Avg -1	Weekly Over Ave Series Ave +/-
Eric Behrendt	194	21	14014	72	47.0	268	686	289	761	193 +1.64	611	535	632 - 579=53
Larry Harrington	174	41	15187	87	57.0	256	601	297	724	172 +2.56	563	472	568 - 522=46
Bobby Turner Jr	173	42	14571	84	57.5	226	589	269	721	167 +6.46	567	479	565 - 516=49
Jeremy Sklenar	189	26	15912	84	64.0	255	688	288	784	180 +9.43	618	530	604 - 564=40
Gary Hatcher	185	30	15556	84	56.0	236	631	270	727	178 +7.19	626	538	579 - 552=27
Kirk Kossman	160	55	7692	48	31.5	216	570	277	757	150 +10.25	519	467	

6 - Northgate Veterinary Clinic

Name	Ave	HDCP	Pins	Gms	Points	High	High	HDCP	HDCP	Most Improved		To Raise	To Drop	Weekly Over Ave Series Ave +/-
					Won	Game	Sers	Game	Sers	Ave	+/-	Avg +1	Avg -1	
Dick Rich	165	50	13916	84	56.5	229	551	280	707	165	+0.67	526	438	504 - 495=9
Ivan Stones	r174	41	13361	77	47.5	232	607	275	736	166	+7.52	559	478	516 - 522=-6
Johnny Nikkila	174	41	14170	81	51.5	245	619	287	751	165	+9.94	530	445	517 - 525=-8
Bruce Hatcher	207	8	18035	87	54.0	268	707	282	743	200	+7.30	685	594	633 - 621=12
Kenny Stryker	174	41	13638	78	61.0	228	591	271	729	164	+10.85	537	455	522 - 522=0
Randy Stones	r160	55	6775	43	23.0	205	540	264	717	161	-3.44	493	446	

7 - Pat's Plumbing

Name	Ave	HDCP	Pins	Gms	Points	High	High	HDCP	HDCP	Most Improved		To Raise	To Drop	Weekly Over Ave Series Ave +/-
					Won	Game	Sers	Game	Sers	Ave	+/-	Avg +1	Avg -1	
Todd Cline	191	24	16623	87	67.0	255	669	280	774	178	+13.07	657	566	
Scott Orcutt	178	37	13933	78	52.0	248	613	287	742	173	+5.63	566	484	
Pat Garrelts	189	26	15951	84	61.5	257	702	284	783	191	-1.11	579	491	
Tab Eastberg	193	22	14544	75	47.0	244	655	269	730	192	+1.92	588	509	
Jerry Schmitz	187	28	16342	87	63.0	245	666	275	756	177	+10.84	578	487	
Josh Garrelts	171	44	6179	36	17.5	228	588	276	732	173	-1.36	529	489	
Jacob Garrelts	bk180	35	474	3		176	474	211	579			480	473	

8 - O'Brien-Stratmann-Redinger

Name	Ave	HDCP	Pins	Gms	Points	High	High	HDCP	HDCP	Most Improved		To Raise	To Drop	Weekly Over Ave Series Ave +/-
					Won	Game	Sers	Game	Sers	Ave	+/-	Avg +1	Avg -1	
Vern Brickner	126	89	10659	84	44.5	177	462	266	729	127	-0.11	390	302	
Marvin Miller	137	78	2481	18	11.0	167	436	244	673			417	395	
Jaden Janicek	153	62	1846	12	10.0	192	512	262	770			464	448	
Brandon Baird	165	50	12547	76	56.5	236	594	288	780	159	+6.09	567	487	
Bob Cherry	156	59	13125	84	55.0	214	546	271	720	159	-2.75	534	446	
Ivan Bombeck	145	70	9589	66	42.5	197	486	269	702	149	-3.71	485	415	
Jason Pedersen	177	38	13339	75	38.5	251	596	292	719	175	+2.85	545	466	

9 - Impact Bowlers

Name	Ave	HDCP	Pins	Gms	Points	High	High	HDCP	HDCP	Most Improved		To Raise	To Drop	Weekly Over Ave Series Ave +/-
					Won	Game	Sers	Game	Sers	Ave	+/-	Avg +1	Avg -1	
Vincent Mulrone	r171	44	15658	93	47.0	265	644	300	794	172	-3.63	566	469	614 - 513=101
Rock Pettit	154	61	12542	81	68.5	222	531	284	729	144	+10.84	478	393	512 - 462=50
Greg Fuestman	171	44	15989	93	62.5	246	593	291	740	166	+5.92	523	426	516 - 513=3
TC Callahan	165	50	14903	90	58.0	243	596	300	746	162	+3.59	535	441	472 - 495=-23
Doug Houtz	188	27	16953	90	71.0	268	722	300	821	169	+19.37	624	530	600 - 561=39

10 - Bud Light

Name	Ave	HDCP	Pins	Gms	Points	High	High	HDCP	HDCP	Most Improved		To Raise	To Drop	Weekly Over Ave Series Ave +/-
					Won	Game	Sers	Game	Sers	Ave	+/-	Avg +1	Avg -1	
Merlyn Jacobsen	183	32	13186	72	48.0	246	654	280	765	179	+4.14	614	538	
Donn Loy	175	40	12130	69	41.5	225	622	270	742	168	+7.80	542	469	
Ron Kramer	173	42	10905	63	42.0	248	592	293	727	169	+4.10	579	512	
Tom Nickerson	167	48	14573	87	55.5	210	605	260	755	162	+5.51	547	456	
Jason White	207	8	8700	42	28.0	259	714	271	747	203	+4.14	660	614	
Dustin Graham	222	0	20064	90	63.5	279	783	279	783	216	+6.93	675	581	

Temporary Substitutes

Name	Ave	HDCP	Pins	Gms	Points Won	High Game	High Sers	HDCP Game	HDCP Sers	Most Improved Ave +/-	To Raise Avg +1	To Drop Avg -1	Weekly Over Ave Series Ave +/-
Michael Allen	183	32	1098	6	1.0	221	558	250	645		558	548	
Noel Carnahan	bk128	87	454	3	3.0	167	454	254	715		458	451	
Dave Frick	bk153	62	861	6	3.0	167	431	229	617		435	425	
Conan Gifford	128	87	386	3	1.0	155	386	242	647		388	381	
Steve Graham	186	29	1681	9	5.5	233	607	260	715		563	550	
Aries Journey	149	66	3147	21	14.0	173	498	243	702	149 +0.86	453	428	
Nick Kidd	193	22	2322	12	7.0	276	683	300	782		588	572	
Gil Kindsfater	170	45	5109	30	20.5	233	560	277	701	171 -0.70	534	500	
Bill Kirkland	bk147	68	857	6	6.0	166	440	234	644		430	420	
Jeff Luth	159	56	6546	41	28.0	209	543	269	741	158 +1.66	494	449	
Jon Shultz	bk191	24	667	3	4.0	224	667	248	739		671	664	
Randal Spangler	bk182	33	575	3	2.0	201	575	234	674		577	570	
Bob Stevens	155	60	466	3	1.0	192	466	252	646		470	463	
Allen Stones	183	32	1101	6	3.0	217	553	248	646		555	545	
Justin Swanek	bk196	19	1183	6	4.0	220	612	239	669		599	589	
Eric Zikmund	178	37	1072	6	6.0	200	541	235	646		539	529	

High Individual Match Points

71 Doug Houtz	68.5	Rock Pettit	67	Todd Cline	67	Mike Dowd
64 Jeremy Sklenar	63.5	Dustin Graham	63	Chuck Brisbin	63	Jerry Schmitz
62.5 Greg Fuestman	61.5	Pat Garrelts	61	Jerred Johnson	61	Kenny Stryker
60 Mike Johnson	58	TC Callahan	57.5	Bobby Turner Jr	57	Logan Wirth

Individual High Averages

222.93	Dustin Graham	217.29	Chuck Brisbin	207.30	Bruce Hatcher	206.05	Logan Wirth
199.00	Jerred Johnson	194.64	Eric Behrendt	193.92	Tab Eastberg	191.07	Todd Cline
189.89	Pat Garrelts	189.43	Jeremy Sklenar	188.45	Mike Johnson	188.37	Doug Houtz
187.84	Jerry Schmitz	187.20	Mark Yonkers	185.47	Greg Pettit	185.19	Gary Hatcher

Most Improved Average

169	to	188.37	=	+19.37	Doug Houtz	201	to	217.29	=	+16.29	Chuck Brisbin
178	to	191.07	=	+13.07	Todd Cline	195	to	206.05	=	+11.05	Logan Wirth
138	to	148.90	=	+10.90	Jerry Fisher	164	to	174.85	=	+10.85	Kenny Stryker
144	to	154.84	=	+10.84	Rock Pettit	177	to	187.84	=	+10.84	Jerry Schmitz
146	to	156.39	=	+10.39	Dan Jeffryes	165	to	174.94	=	+9.94	Johnny Nikkila

Most Un-Improved Averages

213	to	209.13	=	-3.87	Todd Mathews	149	to	145.29	=	-3.71	Ivan Bombeck
172	to	168.37	=	-3.63	Vincent Mulroney	161	to	157.56	=	-3.44	Randy Stones
160	to	157.17	=	-2.83	Russ Zink	159	to	156.25	=	-2.75	Bob Cherry
188	to	185.47	=	-2.53	Greg Pettit	173	to	171.64	=	-1.36	Josh Garrelts
191	to	189.89	=	-1.11	Pat Garrelts	183	to	182.08	=	-0.92	Larry Giddings

Service League Championship

Big Apple Fun Center Reprint of Scores

Lane 7 3 - Lucky Duck Week 31 4/25/2019

Name	Old	Old				HDCP	
	Ave	HDCP	-1-	-2-	-3-	Total	Total
Randy J. Bauer	185	30	179	186	167	532	622
Logan M. Wirth	205	10	211	188	249	648	678
Jerred J. Johnson	198	17	214	195	224	633	684
Todd M. Mathews	212	3	172	163	209	544	553
Chuck M. Brisbin	218	0	202	151	231	584	584
			====	====	====	====	====
Scratch Total			978	883	1080	2941	2941
Handicap			60	60	60		180
Total			1038	943	1140	2941	3121
Team Points Won			0.0	0.0	5.0	5.0	5.0
Match Points Won			1.0	1.0	3.0	7.0	7.0
Total Points Won			1.0	1.0	8.0	12.0	12.0

Lane 9 9 - Impact Bowlers Week 31 4/25/2019

Name	Old	Old				HDCP	
	Ave	HDCP	-1-	-2-	-3-	Total	Total
TC Callahan	165	50	170	172	130	472	622
Rock L. Pettit	154	61	168	175	169	512	695
Greg Fuestman	171	44	184	164	168	516	648
Vincent T. Mulroney	171	44	189	204	221	614	746
Doug Houtz	187	28	204	201	195	600	684
			====	====	====	====	====
Scratch Total			915	916	883	2714	2714
Handicap			227	227	227		681
Total			1142	1143	1110	2714	3395
Team Points Won			5.0	5.0	0.0	10.0	10.0
Match Points Won			2.0	2.0	1.0	8.0	8.0
Total Points Won			7.0	7.0	1.0	18.0	18.0

Lane 8 6 - Northgate Veterinary Clinic Week 31 4/25/2019

Name	Old	Old				HDCP	
	Ave	HDCP	-1-	-2-	-3-	Total	Total
Dick Rich	165	50	169	169	166	504	654
Ivan D. Stones	174	41	163	206	147	516	639
Johnny Nikkila	175	40	195	168	154	517	637
Bruce A. Hatcher	207	8	181	206	246	633	657
Kenny Stryker	174	41	184	178	160	522	645
			====	====	====	====	====
Scratch Total			892	927	873	2692	2692
Handicap			180	180	180		540
Total			1072	1107	1053	2692	3232
Team Points Won			5.0	5.0	0.0	15.0	15.0
Match Points Won			4.0	4.0	2.0	13.0	13.0
Total Points Won			9.0	9.0	2.0	28.0	28.0

Lane 10 5 - Coors Light/Turner's Body Sho Week 31 4/25/2019

Name	Old	Old				HDCP	
	Ave	HDCP	-1-	-2-	-3-	Total	Total
Eric L. Behrendt	193	22	192	213	227	632	698
Larry L. Harrington	174	41	190	156	222	568	691
Bobby Turner Jr	172	43	194	187	184	565	694
Jeremy D. Sklenar	188	27	235	145	224	604	685
Gary D. Hatcher	184	31	157	211	211	579	672
			====	====	====	====	====
Scratch Total			968	912	1068	2948	2948
Handicap			164	164	164		492
Total			1132	1076	1232	2948	3440
Team Points Won			0.0	0.0	5.0	10.0	10.0
Match Points Won			3.0	3.0	4.0	12.0	12.0
Total Points Won			3.0	3.0	9.0	22.0	22.0

Service League Championship

Thursday 6:30 pm

Big Apple Fun Center

Match Points Won (This Week)

Lane 7 3 - Lucky Duck

Name	Last Wk Won	Last Wk Lost	HDCP -1-	HDCP -2-	HDCP -3-	HDCP Total
Randy J. Bauer		4.0	209	216	197	622
Logan M. Wirth	3.0	1.0	221	198	259	678
Jerred J. Johnson	3.0	1.0	231	212	241	684
Todd M. Mathews		4.0	175	166	212	553
Chuck M. Brisbin	1.0	3.0	202	151	231	584

Lane 8 6 - Northgate Veterinary Clinic

Name	Last Wk Won	Last Wk Lost	HDCP -1-	HDCP -2-	HDCP -3-	HDCP Total
Dick Rich		4.0	219	219	216	654
Ivan D. Stones	1.0	3.0	204	247	188	639
Johnny Nikkila	1.0	3.0	235	208	194	637
Bruce A. Hatcher	4.0		189	214	254	657
Kenny Stryker	3.0	1.0	225	219	201	645

Lane 9 9 - Impact Bowlers

Name	Last Wk Won	Last Wk Lost	HDCP -1-	HDCP -2-	HDCP -3-	HDCP Total
TC Callahan	1.0	3.0	220	222	180	622
Rock L. Pettit	2.0	2.0	229	236	230	695
Greg Fuestman		4.0	228	208	212	648
Vincent T. Mulrone	3.0	1.0	233	248	265	746
Doug Houtz	2.0	2.0	232	229	223	684

Lane 10 5 - Coors Light/Turner's Body Sho

Name	Last Wk Won	Last Wk Lost	HDCP -1-	HDCP -2-	HDCP -3-	HDCP Total
Eric L. Behrendt	3.0	1.0	214	235	249	698
Larry L. Harrington	2.0	2.0	231	197	263	691
Bobby Turner Jr	4.0		237	230	227	694
Jeremy D. Sklenar	1.0	3.0	262	172	251	685
Gary D. Hatcher	2.0	2.0	188	242	242	672

Service League Championship

Thursday 6:30 pm

Big Apple Fun Center Match Points Won (Total for Year)

Name	Ave	Gms	Points		%Won	Name	Ave	Gms	Points		%Won
			Won	Lost					Won	Lost	
Douglas G. Houtz	188	90	71.0	49.0	59.17%	Charles G. Morse	163	72	47.0	53.0	47.00%
Rock L. Pettit	154	81	68.5	39.5	63.43%	Tab A. Eastberg	193	75	47.0	53.0	47.00%
Todd L. Cline	191	87	67.0	49.0	57.76%	Randy J. Bauer	185	66	45.0	43.0	51.14%
Michael E. Dowd	145	87	67.0	49.0	57.76%	Vern T. Brickner	126	84	44.5	67.5	39.73%
Jeremy D. Sklenar	189	84	64.0	48.0	57.14%	Erold E. Jackson	144	57	44.0	32.0	57.89%
Dustin W. Graham	222	90	63.5	56.5	52.92%	Ivan K. Bombeck	145	66	42.5	45.5	48.30%
Chuck M. Brisbin	217	78	63.0	41.0	60.58%	Ron G. Kramer	173	63	42.0	42.0	50.00%
Gerald L. Schmitz	187	87	63.0	53.0	54.31%	Donn Loy	175	69	41.5	50.5	45.11%
Gregory A. Fuestman	171	93	62.5	61.5	50.40%	Robert E. Verbeck	164	78	41.5	66.5	38.43%
Patrick A. Garrelts	189	84	61.5	50.5	54.91%	Jason O. Pedersen	177	75	38.5	61.5	38.50%
Jerred J. Johnson	199	84	61.0	51.0	54.46%	Mark A. Yonkers	187	66	35.5	52.5	40.34%
Kenneth L. Stryker	174	78	61.0	43.0	58.65%	Darrin W. Karsten	r181	51	34.0	34.0	50.00%
Mike J. Johnson	188	87	60.0	56.0	51.72%	Larry K. Giddings	182	48	33.0	31.0	51.56%
Terrence D. Callahan	165	90	58.0	62.0	48.33%	Kirk E. Kossman	160	48	31.5	32.5	49.22%
Robert L. Turner Jr	173	84	57.5	54.5	51.34%	Jeff K. Luth	159	41	28.0	26.7	51.19%
Logan M. Wirth	206	75	57.0	43.0	57.00%	Jason T. White	207	42	28.0	28.0	50.00%
Larry L. Harrington	174	87	57.0	59.0	49.14%	Todd M. Mathews	209	30	26.0	14.0	65.00%
Brandon L. Baird	165	76	56.5	44.8	55.77%	Ray K. Lee	155	30	24.5	15.5	61.25%
Richard W. Rich	165	84	56.5	55.5	50.45%	Randy A. Stones	r160	43	23.0	34.3	40.14%
Robert W. Komonce	170	90	56.5	63.5	47.08%	Gil K. Kindsfater	170	30	20.5	19.5	51.25%
Dirk C. Yonkers	174	78	56.0	48.0	53.85%	Josh A. Garrelts	171	36	17.5	30.5	36.46%
Gary D. Hatcher	185	84	56.0	56.0	50.00%	Aries W. Journey	149	21	14.0	14.0	50.00%
Tom R. Nickerson	167	87	55.5	60.5	47.84%	Marvin E. Miller	137	18	11.0	13.0	45.83%
Robert L. Cherry	156	84	55.0	57.0	49.11%	Kyle McCarty	163	21	10.0	18.0	35.71%
Bruce A. Hatcher	207	87	54.0	62.0	46.55%	Jaden V. Janicek	153	12	10.0	6.0	62.50%
Russell L. Zink	157	81	53.5	58.5	47.77%	Nicholas H. Kidd	193	12	7.0	9.0	43.75%
Danny R. Jeffryes	156	72	53.5	42.5	55.73%	William D. Kirkland	bk147	6	6.0	2.0	75.00%
Steve W. Thayer	121	78	53.0	51.0	50.96%	Eric R. Zikmund	178	6	6.0	2.0	75.00%
Scott A. Orcutt	178	78	52.0	52.0	50.00%	Steven G. Graham	186	9	5.5	6.5	45.83%
Jerry L. Fisher	148	72	52.0	48.0	52.00%	Justin R. Swanek	bk196	6	4.0	4.0	50.00%
John L. Nikkila	174	81	51.5	56.5	47.69%	Jon E. Shultz	bk191	3	4.0		100.00%
Greg A. Pettit	185	81	50.5	57.5	46.76%	David L. Frick	bk153	6	3.0	5.0	37.50%
Keith J. Smith	179	75	50.5	53.5	48.56%	Noel Carnahan	bk128	3	3.0	1.0	75.00%
Scott G. Frauen	141	84	49.5	66.5	42.67%	Allen D. Stones	183	6	3.0	5.0	37.50%
Matt M. Kearney	169	90	48.5	71.5	40.42%	Randal W. Spangler	bk182	3	2.0	2.0	50.00%
Merlyn R. Jacobsen	183	72	48.0	48.0	50.00%	Conan R. Gifford	128	3	1.0	3.0	25.00%
Ivan D. Stones	r174	77	47.5	55.2	46.25%	Michael G. Allen	183	6	1.0	7.0	12.50%
Eric L. Behrendt	194	72	47.0	49.0	48.96%	Robert W. Stevens	155	3	1.0	3.0	25.00%
Vincent T. Mulroney	r171	93	47.0	77.0	37.90%	Jacob A. Garrelts	bk180	3		4.0	0.00%

Service League Championship

Thursday 6:30 pm

Big Apple Fun Center

Change in Average

Name	----Old----		Old					---Average Change---			Weekly Over Ave
	Pins	Games	Ave	-1-	-2-	-3-	Total	New	Old	----> +/-	Series Ave +/-
Michael G. Allen	1098	6	183				0	183.00	- 183.00	= 0.00	
Brandon L. Baird	12547	76	165				0	165.09	- 165.09	= 0.00	
Randy J. Bauer	11708	63	185	179	186	167	532	185.45	- 185.84	= -0.39	532 - 555=-23
Eric L. Behrendt	13382	69	193	192	213	227	632	194.64	- 193.94	= 0.70	632 - 579=53
Ivan K. Bombeck	9589	66	145				0	145.29	- 145.29	= 0.00	
Vern T. Brickner	10659	84	126				0	126.89	- 126.89	= 0.00	
Chuck M. Brisbin	16365	75	218	202	151	231	584	217.29	- 218.20	= -0.91	584 - 654=-70
TC Callahan	14431	87	165	170	172	130	472	165.59	- 165.87	= -0.28	472 - 495=-23
Noel Carnahan	454	3bk	128				0	151.33	- 151.33	= 0.00	
Bob Cherry	13125	84	156				0	156.25	- 156.25	= 0.00	
Todd L. Cline	16623	87	191				0	191.07	- 191.07	= 0.00	
Mike Dowd	12676	87	145				0	145.70	- 145.70	= 0.00	
Tab A. Eastberg	14544	75	193				0	193.92	- 193.92	= 0.00	
Jerry L. Fisher	10721	72	148				0	148.90	- 148.90	= 0.00	
Scott G. Frauen	11913	84	141				0	141.82	- 141.82	= 0.00	
Dave Frick	861	6bk	153				0	143.50	- 143.50	= 0.00	
Greg Fuestman	15473	90	171	184	164	168	516	171.92	- 171.92	= 0.00	516 - 513=3
Jacob A. Garrelts	474	3bk	180				0	158.00	- 158.00	= 0.00	
Josh A. Garrelts	6179	36	171				0	171.64	- 171.64	= 0.00	
Pat Garrelts	15951	84	189				0	189.89	- 189.89	= 0.00	
Larry K. Giddings	8740	48	182				0	182.08	- 182.08	= 0.00	
Conan R. Gifford	386	3	128				0	128.67	- 128.67	= 0.00	
Dustin W. Graham	20064	90	222				0	222.93	- 222.93	= 0.00	
Steve Graham	1681	9	186				0	186.78	- 186.78	= 0.00	
Larry L. Harrington	14619	84	174	190	156	222	568	174.56	- 174.04	= 0.53	568 - 522=46
Bruce A. Hatcher	17402	84	207	181	206	246	633	207.30	- 207.17	= 0.13	633 - 621=12
Gary D. Hatcher	14977	81	184	157	211	211	579	185.19	- 184.90	= 0.29	579 - 552=27
Doug Houtz	16353	87	187	204	201	195	600	188.37	- 187.97	= 0.40	600 - 561=39
EJ Jackson	8245	57	144				0	144.65	- 144.65	= 0.00	
Merlyn R. Jacobsen	13186	72	183				0	183.14	- 183.14	= 0.00	
Jaden V. Janicek	1846	12	153				0	153.83	- 153.83	= 0.00	
Dan Jeffryes	11260	72	156				0	156.39	- 156.39	= 0.00	
Jerred J. Johnson	16083	81	198	214	195	224	633	199.00	- 198.56	= 0.44	633 - 594=39
Mike J. Johnson	16395	87	188				0	188.45	- 188.45	= 0.00	
Aries W. Journey	3147	21	149				0	149.86	- 149.86	= 0.00	
Darrin W. Karsten	9186	51	181				0	180.12	- 180.12	= 0.00	
Matt M. Kearney	15264	90	169				0	169.60	- 169.60	= 0.00	
Nick Kidd	2322	12	193				0	193.50	- 193.50	= 0.00	

Name	-----Old-----		Old					---Average Change---			Weekly Over Ave
	Pins	Games	Ave	-1-	-2-	-3-	Total	New	Old	----> +/-	Series Ave +/-
Gil K. Kindsfater	5109	30	170				0	170.30	- 170.30	= 0.00	
Bill Kirkland	857		6bk147				0	142.83	- 142.83	= 0.00	
Bob Komonce	15325	90	170				0	170.28	- 170.28	= 0.00	
Kirk E. Kossman	7692	48	160				0	160.25	- 160.25	= 0.00	
Ron G. Kramer	10905	63	173				0	173.10	- 173.10	= 0.00	
Ray K. Lee	4679	30	155				0	155.97	- 155.97	= 0.00	
Donn Loy	12130	69	175				0	175.80	- 175.80	= 0.00	
Jeff K. Luth	6546	41	159				0	159.66	- 159.66	= 0.00	
Todd M. Mathews	5730	27	212	172	163	209	544	209.13	- 212.22	= -3.09	544 - 636=-92
Kyle McCarty	3437	21	163				0	163.67	- 163.67	= 0.00	
Marvin E. Miller	2481	18	137				0	137.83	- 137.83	= 0.00	
Chuck Morse	11762	72	163				0	163.36	- 163.36	= 0.00	
Vincent T. Mulrone	15044	90	171	189	204	221	614	168.37	- 167.16	= 1.21	614 - 513=101
Tom R. Nickerson	14573	87	167				0	167.51	- 167.51	= 0.00	
Johnny Nikkila	13653	78	175	195	168	154	517	174.94	- 175.04	= -0.10	517 - 525=-8
Scott A. Orcutt	13933	78	178				0	178.63	- 178.63	= 0.00	
Jason O. Pedersen	13339	75	177				0	177.85	- 177.85	= 0.00	
Greg A. Pettit	15023	81	185				0	185.47	- 185.47	= 0.00	
Rock L. Pettit	12030	78	154	168	175	169	512	154.84	- 154.23	= 0.61	512 - 462=50
Dick Rich	13412	81	165	169	169	166	504	165.67	- 165.58	= 0.09	504 - 495=9
Jerry Schmitz	16342	87	187				0	187.84	- 187.84	= 0.00	
Jon E. Shultz	667		3bk191				0	222.33	- 222.33	= 0.00	
Jeremy D. Sklenar	15308	81	188	235	145	224	604	189.43	- 188.99	= 0.44	604 - 564=40
Keith J. Smith	13480	75	179				0	179.73	- 179.73	= 0.00	
Randal W. Spangler	575		3bk182				0	191.67	- 191.67	= 0.00	
Bob Stevens	466	3	155				0	155.33	- 155.33	= 0.00	
Allen D. Stones	1101	6	183				0	183.50	- 183.50	= 0.00	
Ivan D. Stones	12845	74	174	163	206	147	516	173.52	- 173.58	= -0.06	516 - 522=-6
Randy A. Stones	6775	43	160				0	157.56	- 157.56	= 0.00	
Kenny Stryker	13116	75	174	184	178	160	522	174.85	- 174.88	= -0.03	522 - 522=0
Justin R. Swanek	1183		6bk196				0	197.17	- 197.17	= 0.00	
Steve W. Thayer	9464	78	121				0	121.33	- 121.33	= 0.00	
Bobby Turner Jr	14006	81	172	194	187	184	565	173.46	- 172.91	= 0.55	565 - 516=49
Bob Verbeck	12851	78	164				0	164.76	- 164.76	= 0.00	
Jason T. White	8700	42	207				0	207.14	- 207.14	= 0.00	
Logan M. Wirth	14806	72	205	211	188	249	648	206.05	- 205.64	= 0.41	648 - 615=33
Dirk C. Yonkers	13621	78	174				0	174.63	- 174.63	= 0.00	
Mark A. Yonkers	12355	66	187				0	187.20	- 187.20	= 0.00	
Eric R. Zikmund	1072	6	178				0	178.67	- 178.67	= 0.00	
Russ Zink	12731	81	157				0	157.17	- 157.17	= 0.00	

Service League Championship

Thursday 6:30 pm

Big Apple Fun Center**High Average Listing**

<u>Name</u>	<u>True Average</u>	<u>Pins</u>	<u>Gms</u>	<u>To Raise Avg +1</u>	<u>To Drop Avg -1</u>
Dustin W. Graham	222.93	20064	90	675	581
Jon E. Shultz	222.33	667	3	671	664
Chuck M. Brisbin	217.29	16949	78	709	627
Todd M. Mathews	209.13	6274	30	656	622
Bruce A. Hatcher	207.30	18035	87	685	594
Jason T. White	207.14	8700	42	660	614
Logan M. Wirth	206.05	15454	75	692	613
Jerred J. Johnson	199.00	16716	84	684	596
Justin R. Swanek	197.17	1183	6	599	589
Eric L. Behrendt	194.64	14014	72	611	535
Tab A. Eastberg	193.92	14544	75	588	509
Nicholas H. Kidd	193.50	2322	12	588	572
Randal W. Spangler	191.67	575	3	577	570
Todd L. Cline	191.07	16623	87	657	566
Patrick A. Garrelts	189.89	15951	84	579	491
Jeremy D. Sklenar	189.43	15912	84	618	530
Mike J. Johnson	188.45	16395	87	615	524
Douglas G. Houtz	188.37	16953	90	624	530
Gerald L. Schmitz	187.84	16342	87	578	487
Mark A. Yonkers	187.20	12355	66	617	547
Steven G. Graham	186.78	1681	9	563	550
Greg A. Pettit	185.47	15023	81	601	516
Randy J. Bauer	185.45	12240	66	594	524
Gary D. Hatcher	185.19	15556	84	626	538
Allen D. Stones	183.50	1101	6	555	545
Merlyn R. Jacobsen	183.14	13186	72	614	538
Michael G. Allen	183.00	1098	6	558	548
Larry K. Giddings	182.08	8740	48	593	541
Darrin W. Karsten	180.12	9186	51	588	533
Keith J. Smith	179.73	13480	75	560	481
Eric R. Zikmund	178.67	1072	6	539	529
Scott A. Orcutt	178.63	13933	78	566	484
Jason O. Pedersen	177.85	13339	75	545	466
Donn Loy	175.80	12130	69	542	469
John L. Nikkila	174.94	14170	81	530	445
Kenneth L. Stryker	174.85	13638	78	537	455
Dirk C. Yonkers	174.63	13621	78	554	472
Larry L. Harrington	174.56	15187	87	563	472
Ivan D. Stones	173.52	13361	77	559	478
Robert L. Turner Jr	173.46	14571	84	567	479
Ron G. Kramer	173.10	10905	63	579	512
Gregory A. Fuestman	171.92	15989	93	523	426
Josh A. Garrelts	171.64	6179	36	529	489
Gil K. Kindsfater	170.30	5109	30	534	500
Robert W. Komonce	170.28	15325	90	578	484
Matt M. Kearney	169.60	15264	90	546	452
Vincent T. Mulroney	168.37	15658	93	566	469
Tom R. Nickerson	167.51	14573	87	547	456
Richard W. Rich	165.67	13916	84	526	438

<u>Name</u>	<u>True Average</u>	<u>Pins</u>	<u>Gms</u>	<u>To Raise Avg +1</u>	<u>To Drop Avg -1</u>
Terrence D. Callahan	165.59	14903	90	535	441
Brandon L. Baird	165.09	12547	76	567	487
Robert E. Verbeck	164.76	12851	78	514	432
Kyle McCarty	163.67	3437	21	499	474
Charles G. Morse	163.36	11762	72	538	462
Kirk E. Kossman	160.25	7692	48	519	467
Jeff K. Luth	159.66	6546	41	494	449
Jacob A. Garrelts	158.00	474	3	480	473
Randy A. Stones	157.56	6775	43	493	446
Russell L. Zink	157.17	12731	81	541	456
Danny R. Jeffryes	156.39	11260	72	515	439
Robert L. Cherry	156.25	13125	84	534	446
Ray K. Lee	155.97	4679	30	469	435
Robert W. Stevens	155.33	466	3	470	463
Rock L. Pettit	154.84	12542	81	478	393
Jaden V. Janicek	153.83	1846	12	464	448
Noel Carnahan	151.33	454	3	458	451
Aries W. Journey	149.86	3147	21	453	428
Jerry L. Fisher	148.90	10721	72	454	378
Michael E. Dowd	145.70	12676	87	464	373
Ivan K. Bombeck	145.29	9589	66	485	415
Erold E. Jackson	144.65	8245	57	455	394
David L. Frick	143.50	861	6	435	425
William D. Kirkland	142.83	857	6	430	420
Scott G. Frauen	141.82	11913	84	441	353
Marvin E. Miller	137.83	2481	18	417	395
Conan R. Gifford	128.67	386	3	388	381
Vern T. Brickner	126.89	10659	84	390	302
Steve W. Thayer	121.33	9464	78	418	336

Service League Championship

Thursday 6:30 pm

Big Apple Fun Center

Most Pins Over Average

Name	-----Old-----		Old					---Average Change---			Weekly Over Ave
	Pins	Games	Ave	-1-	-2-	-3-	Total	New - Old	----> +/-	Series Ave +/-	
Vincent T. Mulrone	15044	90	171	189	204	221	614	168.37	- 167.16	= 1.21	614 - 513=101
Eric L. Behrendt	13382	69	193	192	213	227	632	194.64	- 193.94	= 0.70	632 - 579=53
Rock L. Pettit	12030	78	154	168	175	169	512	154.84	- 154.23	= 0.61	512 - 462=50
Bobby Turner Jr	14006	81	172	194	187	184	565	173.46	- 172.91	= 0.55	565 - 516=49
Larry L. Harrington	14619	84	174	190	156	222	568	174.56	- 174.04	= 0.53	568 - 522=46
Jeremy D. Sklenar	15308	81	188	235	145	224	604	189.43	- 188.99	= 0.44	604 - 564=40
Doug Houtz	16353	87	187	204	201	195	600	188.37	- 187.97	= 0.40	600 - 561=39
Jerred J. Johnson	16083	81	198	214	195	224	633	199.00	- 198.56	= 0.44	633 - 594=39
Logan M. Wirth	14806	72	205	211	188	249	648	206.05	- 205.64	= 0.41	648 - 615=33
Gary D. Hatcher	14977	81	184	157	211	211	579	185.19	- 184.90	= 0.29	579 - 552=27
Bruce A. Hatcher	17402	84	207	181	206	246	633	207.30	- 207.17	= 0.13	633 - 621=12
Dick Rich	13412	81	165	169	169	166	504	165.67	- 165.58	= 0.09	504 - 495=9
Greg Fuestman	15473	90	171	184	164	168	516	171.92	- 171.92	= 0.00	516 - 513=3
Kenny Stryker	13116	75	174	184	178	160	522	174.85	- 174.88	= -0.03	522 - 522=0
Ivan D. Stones	12845	74	174	163	206	147	516	173.52	- 173.58	= -0.06	516 - 522=-6
Johnny Nikkila	13653	78	175	195	168	154	517	174.94	- 175.04	= -0.10	517 - 525=-8
Randy J. Bauer	11708	63	185	179	186	167	532	185.45	- 185.84	= -0.39	532 - 555=-23
TC Callahan	14431	87	165	170	172	130	472	165.59	- 165.87	= -0.28	472 - 495=-23
Chuck M. Brisbin	16365	75	218	202	151	231	584	217.29	- 218.20	= -0.91	584 - 654=-70
Todd M. Mathews	5730	27	212	172	163	209	544	209.13	- 212.22	= -3.09	544 - 636=-92

Thursday 6:30 pm

Big Apple Fun Center

Alphabetic League Bowler Contact List

USBC					Bowling	
ID Number	Name	Phone	Phone	E-mail	Hand	Sex
1560-49743	Allen, Michael G.	(616)425-1045	() - -	michael.g.allen@hotmail.com	R	M
1494-2730	Baird, Brandon L.	(308)708-8546	(308)440-5826		R	M
1494-2657	Bauer, Randy J.	(308)750-6212	() - -		R	M
6219-144	Behrendt, Eric L.	(308)238-1908	() - -	eb.brushworks@gmail.com	R	M
1494-38	Bombeck, Ivan K.	(308)237-7689	() - -		L	M
1494-875	Brickner, Vern T.	(308)677-5953	() - -	vernbrickner@gmail.com	R	M
1494-789	Brisbin, Chuck M.	(308)440-2265	(308)234-4545	Husk300@gmail.com	R	M
1494-3086	Callahan, Terrence "TC" D.	(308)233-1311	() - -		R	M
1494-2974	Carnahan, Noel	(308)627-7903	() - -		R	M
1494-11	Cherry, Robert "Bob" L.	(308)938-2525	() - -		R	M
1494-315	Cline, Todd L.	(308)293-7645	() - -		R	M
1494-3028	Dowd, Michael "Mike" E.	(308)455-7488	() - -	xcdowd@gmail.com	R	M
1494-260	Eastberg, Tab A.	(308)293-0559	() - -		R	M
1494-72	Fisher, Jerry L.	(308)826-4265	(308)293-3846		R	M
1494-2367	Frauen, Scott G.	(308)390-5205	() - -	hippihollow@live.msn	R	M
1494-3151	Frick, David "Dave" L.	(308)293-4259	() - -		R	M
1494-949	Fuestman, Gregory "Greg" A.	(308)224-1500	() - -	gregfuestman@gmail.com	R	M
6201-141	Garrelts, Jacob A.	(308)224-7477	(308)440-1412	jacobgal6@gmail.com	R	M
7914-36326	Garrelts, Josh A.	(308)627-1953	(308)440-1473	joshg112@frontier.com	R	M
1494-421	Garrelts, Patrick "Pat" A.	(308)440-1412	() - -	patsplumbing@frontier.com	R	M
1494-1258	Giddings, Larry K.	(308)627-3247	() - -	lkgiddings300@gmail.com	R	M
1494-3221	Gifford, Conan R.	(308)455-7948	() - -	conan1311@gmail.com	R	M
1494-2616	Graham, Dustin W.	(402)760-2000	() - -	dgraham814300@gmail.com	R	M
8966-5939	Graham, Steven "Steve" G.	(402)760-0143	(402)387-2767	ainskaw@hotmail.com	L	M
27580-14	Harrington, Larry L.	(308)236-5902	() - -		R	M
1486-2240	Hatcher, Bruce A.	(308)627-7379	() - -	brucehatcher@charter.net	R	M
1494-256	Hatcher, Gary D.	(308)238-3914	() - -	gary.hatcher@charter.net	R	M
1494-649	Houtz, Douglas "Doug" G.	(308)224-1698	() - -	writetodoug@yahoo.com	R	M
1494-2230	Jackson, Eroid "EJ" E.	(308)293-5667	() - -		L	M
1494-30	Jacobsen, Merlyn R.	(308)234-5096	(308)293-8760		R	M
9726-4177	Janicek, Jaden V.	(402)249-2139	() - -	jaden.janicke@gmail.com	R	M
1468-58	Jeffryes, Danny "Dan" R.	(402)276-2715	() - -	djeffryes52@gmail.com	R	M
1494-2364	Johnson, Jerred J.	(308)440-1200	() - -	jiliv2hunt@hotmail.com	R	M
1494-3060	Johnson, Mike J.	(308)293-9595	() - -		R	M
11-750023	Journey, Aries W.	(308)224-9045	() - -		R	M
1494-1613	Karsten, Darrin W.	(308)627-4799	(308)237-5025	dwkarsten@aol.com	R	M
1494-3135	Kearney, Matt M.	(308)440-5368	(308)325-4320	mattkearney70@gmail.com	R	M
1489-496	Kidd, Nicholas "Nick" H.	(308)627-6139	() - -	nickkidd79@gmail.com	R	M
1494-324	Kindsfater, Gil K.	(308)234-2298	(308)233-7172	gmkind@charter.net	R	M
1494-1989	Kirkland, William "Bill" D.	(308)233-4253	() - -	kirklandsiding@charter.net	R	M
1494-2619	Komoncer, Robert "Bob" W.	(308)627-9294	(308)338-3072	komoncer59@yahoo.com	R	M
1494-352	Kossmann, Kirk E.	(308)440-5461	() - -	goosehunter1226@yahoo.com	R	M
1494-1031	Kramer, Ron G.	(308)236-6450	() - -	ronshark66@gmail.com	R	M
1494-176	Lee, Ray K.	(308)647-5382	(308)647-5382		R	M
10-1822254	Loy, Donn	(308)920-1203	() - -	donnloy@mac.com	R	M
1494-124	Luth, Jeff K.	(308)240-1690	() - -		R	M
1494-1323	Mathews, Todd M.	(308)293-5684	() - -		R	M
9726-4123	McCarty, Kyle	(308)750-1605	() - -	kylemccarty84@hotmail.com	R	M
1494-33	Miller, Marvin E.	(308)234-1636	(308)440-9308		R	M
274-4282	Morse, Charles "Chuck" G.	(308)293-0135	() - -	chuckandscooter@yahoo.com	R	M
1494-2192	Mulrone, Vincent T.	(308)440-2609	(308)440-1256	mulrone@rcom-ne.com	R	M
1494-2371	Nickerson, Tom R.	(308)627-5882	(308)234-4115	tomnick@charter.net	R	M
1494-182	Nikkila, John "Johnny" L.	(308)440-1331	() - -	jln.mkn@charter.net	R	M

USBC					Bowling	
ID Number	Name	Phone	Phone	E-mail	Hand	Sex
1494-2481	Orcutt, Scott A.	(308)236-7094	() - -	scott.a.orcutt@gmail.com	R	M
8193-35541	Pedersen, Jason O.	(480)216-0233	() - -	japed97@gmail.com	R	M
6201-149	Pettit, Greg A.	(308)708-9824	() - -		R	M
1494-185	Pettit, Rock L.	(308)293-8676	() - -		R	M
1494-268	Rich, Richard "Dick" W.	(308)234-3486	() - -		L	M
1494-85	Schmitz, Gerald "Jerry" L.	(308)233-1948	() - -		R	M
6212-88	Shultz, Jon E.	(308)539-6487	() - -	bowlinggamer@hotmail.com	R	M
6219-124	Sklenar, Jeremy D.	(308)627-5735	() - -	jdsklenar@hotmail.com	R	M
1494-3011	Smith, Keith J.	(308)440-0091	() - -		R	M
1494-113	Spangler, Randal W.	(308)293-4053	() - -	btrspangler@charter.net	R	M
1494-303	Stevens, Robert "Bob" W.	(308)440-4005	() - -	roberthuskers@gmail.com	R	M
1494-2244	Stones, Allen D.	(308)293-7375	() - -	stonesdvm@gmail.com	R	M
1494-6	Stones, Ivan D.	(308)234-4231	(308)440-3258	stonivad@charter.net	R	M
1494-36	Stones, Randy A.	(308)440-8359	(308)440-1987	randystones58@gmail.com	L	M
1494-7	Stryker, Kenneth "Kenny" L.	(308)234-3945	() - -		R	M
1489-1082	Swanek, Justin R.	(402)210-0537	() - -	Diggerj79@yahoo.com	R	M
9726-4108	Thayer, Steve W.	(308)233-1317	() - -	steventhayer69@gmail.com	R	M
1494-87	Turner Jr, Robert "Bobby" L.	(308)440-1799	() - -	bobby.turner59@yahoo.com	R	M
1494-363	Verbeck, Robert "Bob" E.	(308)240-9675	() - -		R	M
1486-5074	White, Jason T.	(308)383-4661	() - -		R	M
6201-92	Wirth, Logan M.	(308)233-3915	() - -		R	M
1494-3143	Yonkers, Dirk C.	(308)293-4147	() - -	peeb4147@gmail.com	R	M
1494-1898	Yonkers, Mark A.	(308)440-6006	() - -		R	M
1494-2816	Zikmund, Eric R.	(308)293-1744	() - -	littleswan@aol.com	R	M
1494-1776	Zink, Russell "Russ" L.	(702)908-6400	() - -	russzink49@yahoo.com	R	M

Service League Championship

Big Apple Fun Center

This report is for scores bowled April 25

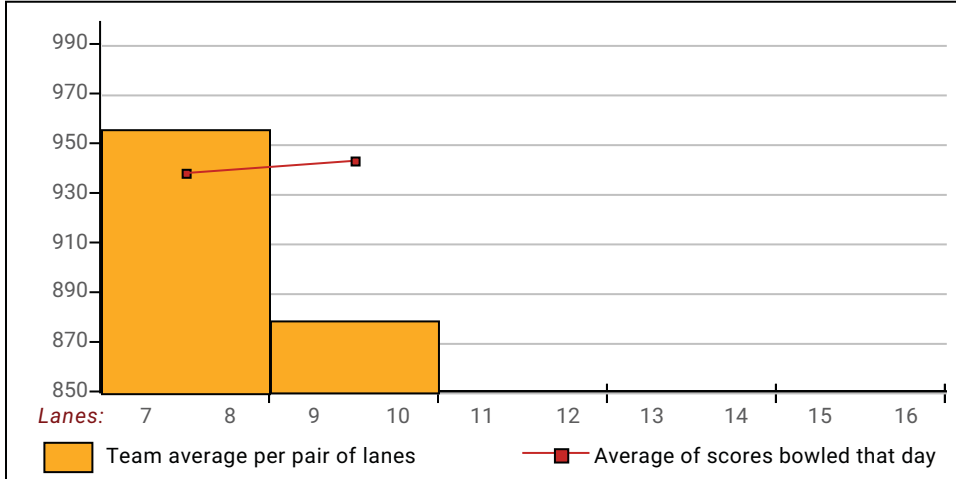
This Week's Statistics: Lefties vs Righties

Unless designated left handed, bowlers are considered right handed.

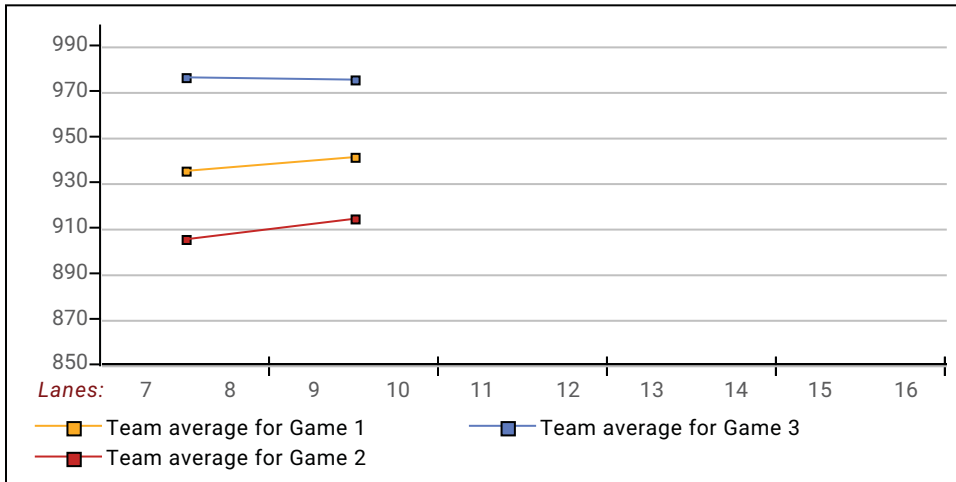
	Over All	Right	Left
How many people bowled	20	19	1
Number of games bowled	60	57	3
Actual average of week's scores	188.25	189.32	168.00
How many games above average	37	34	3
How many games below average	23	23	0
Pins above/below average per game	4.90	5.00	3.00
How many people raised average	13	12	1
by this amount	0.45	0.48	0.09
How many people went down	7	7	--
by this amount	-0.69	-0.69	0.00
League average before bowling	183.93	184.90	165.58
League average after bowling	183.98	184.94	165.67
Change in league average	0.05	0.05	0.09
800s	--	--	--
775s	--	--	--
750s	--	--	--
725s	--	--	--
700s	--	--	--
675s	--	--	--
650s	--	--	--
625s	4	4	--
600s	3	3	--
575s	2	2	--
550s	2	2	--
525s	2	2	--
500s	6	5	1
475s	--	--	--
450s	1	1	--
425s	--	--	--
400s	--	--	--
below 400	--	--	--
300s	--	--	--
275s	--	--	--
250s	--	--	--
225s	5	5	--
200s	16	16	--
175s	17	17	--
150s	19	16	3
125s	3	3	--
100s	--	--	--
below 100	--	--	--

This report is for scores bowled April 25

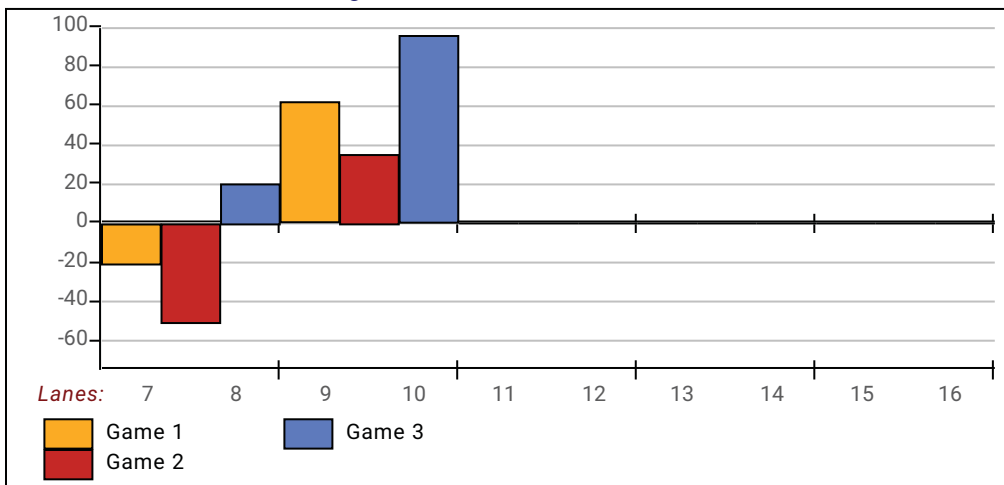
Team Average vs Ave of Scores



Average of Scores for Each Game

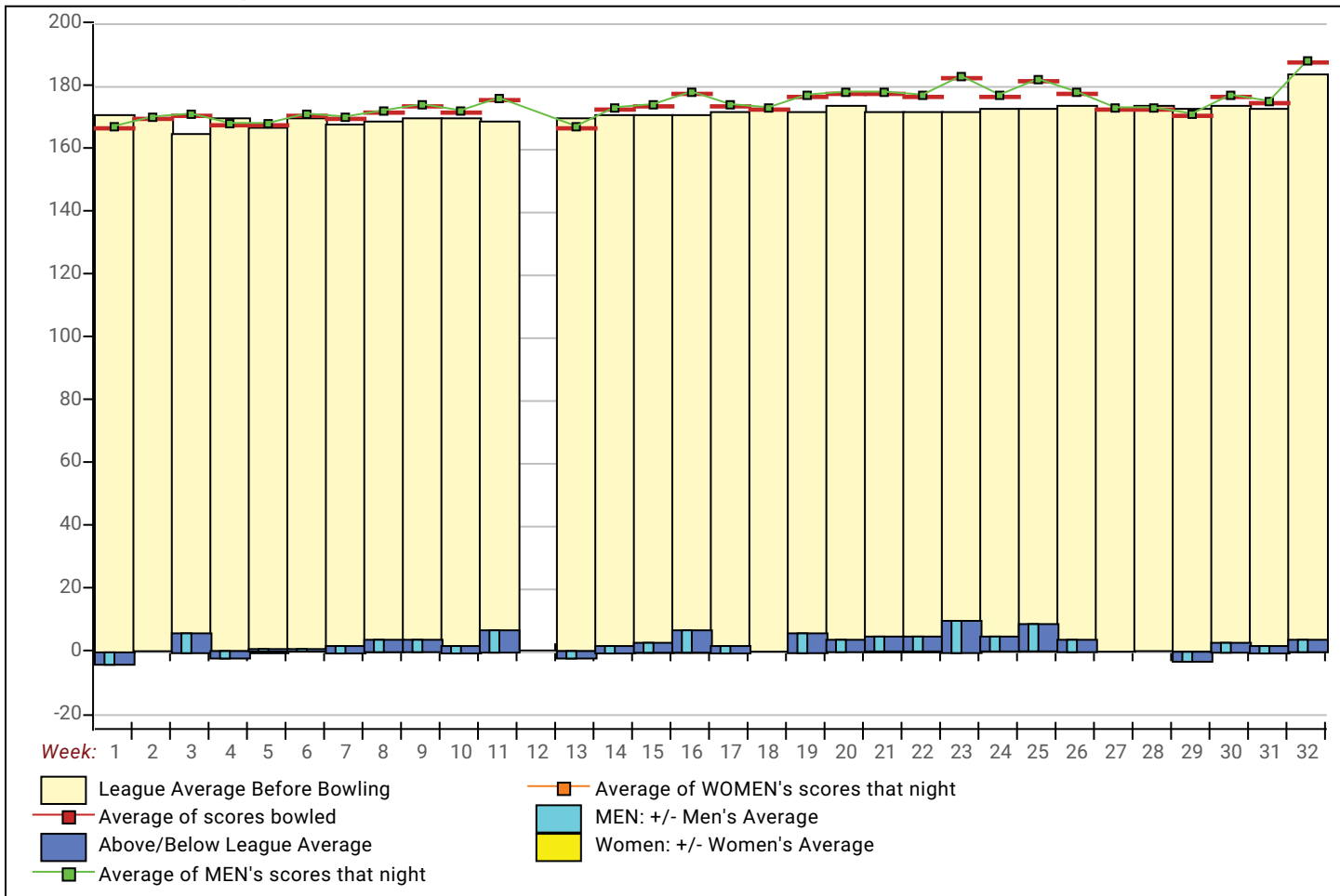


Amount Over/Under Team Average



This report is for scores bowled April 25

League Average Week-by-Week



League Average Statistics for Last Week

	League	Right Hand	Left Hand
League Average Before Bowling	183.93	184.90	165.58
Average of scores bowled that night	188.25	189.32	168.00
New League Average After Bowling	183.98	184.94	165.67
Change in League Average	.05	.05	.09
People Who Bowled Over Average	13	12	1
People Who Bowled Under Average	7	7	
Average Amount of Series Over Avg	39.46	42.00	9.00
Average Amount of Series Under Avg	-31.29	-31.29	
Difference Avg, NiteAvg	4.90	5.00	3.00
Number of Bowlers	20	19	1
Number of Games Bowled	60	57	3
People Who Raised Their Average	13	12	1
Raised By an Average of This Amount	.45	.48	.09
People Who Lowered Their Average	7	7	
Lowered By an Average of This Amou	-.69	-.69	
Number of Games Bowled Over Avera	37	34	3
Number of Games Bowled Under Avera	23	23	

Note: Averages are based only on people who bowled.

Service League Championship

Thursday 6:30 pm

Big Apple Fun Center

If you have questions, please contact

Gary Hatcher (308)238-3914 PO Box 594, Gibbon, NE 68840
 Send E-mail to: gary.hatcher@charter.net

Note: This report includes information through April 25 which is Week 31 of 31

Awards Earned This Week

<u>Name</u>	<u>USBC ID Number</u>	<u>Award Average</u>	<u>Award Games</u>	<u>G1</u>	<u>G2</u>	<u>G3</u>	<u>Series</u>	<u>Award Score</u>	<u>Award Received</u>
Vincent T. Mulroney	1494-2192 USBC	167	90	189	204	221	614	614	600 Series (Local Assoc. Awards)

Service League Championship

Thursday 6:30 pm

Big Apple Fun Center

Team Standings

Place	Team Name	Points	Points
		Won	Lost
1	Northgate Veterinary Clinic	28	12
2	Coors Light/Turner's Body Sho	22	18
3	Impact Bowlers	18	22
4	Lucky Duck	12	28

**** Although not shown, standings are determined by points only for the current part*

Last Week's Top Scores

Scratch Game		Scratch Series		Handicap Game		Handicap Series	
249	Logan Wirth	648	Logan Wirth	265	Vincent Mulrone	746	Vincent Mulrone
246	Bruce Hatcher	633	Bruce Hatcher	263	Larry Harrington	698	Eric Behrendt
235	Jeremy Sklenar	633	Jerred Johnson	262	Jeremy Sklenar	695	Rock Pettit
231	Chuck Brisbin	632	Eric Behrendt	259	Logan Wirth	694	Bobby Turner Jr
227	Eric Behrendt	614	Vincent Mulrone	254	Bruce Hatcher	691	Larry Harrington
224	Jerred Johnson	604	Jeremy Sklenar	249	Eric Behrendt	685	Jeremy Sklenar
222	Larry Harrington	600	Doug Houtz	247	Ivan Stones	684	Doug Houtz
221	Vincent Mulrone	584	Chuck Brisbin	242	Gary Hatcher	684	Jerred Johnson
211	Gary Hatcher	579	Gary Hatcher	241	Jerred Johnson	678	Logan Wirth
209	Todd Mathews	568	Larry Harrington	237	Bobby Turner Jr	672	Gary Hatcher