

Friday 6:30 pm

Big Apple Fun Center

Lanes 1 - 6

President: Sue Janssen (308)627-5609 is on Lane 5
 Secretary/Treasurer: Tammy Kutsch (308)293-7564 is on Lane 2

Team Standings

Place	#	Team Name	Points Won	Points Lost	%Won	Pins + HDCP	Scratch Pins	Ave p/gm	Year-To-Date WON	Y-T-D LOST	Y-T-D % WON
1	2	Turner Body Shop	85	50	63.0	35412	28113	624	85	50	63.0
2	1	Versatile Roofing	76	59	56.3	34012	23112	513	76	59	56.3
3	3	Tooth Fairy	74	61	54.8	34714	23047	512	74	61	54.8
4	4	Goodfellows Paint & Body	62	73	45.9	34490	21584	479	62	73	45.9
5	6	Kutsch Land & Cattle	59	76	43.7	34445	24020	533	59	76	43.7
6	5	Hilton's Pin Buster	49	86	36.3	34586	24176	537	49	86	36.3

Review of Last Week's Bowling.....

Lanes	Team Name	HDCP -1-	HDCP -2-	HDCP -3-	HDCP Total	Last Wk WON	Team Name	HDCP -1-	HDCP -2-	HDCP -3-	HDCP Total	Last Wk WON
1-2	Turner Body Shop	827	734	869	2430	7	<--> Versatile Roofing	731	794	713	2238	2
3-4	Tooth Fairy	824	789	805	2418	8	<--> Goodfellows Paint & B	808	764	778	2350	1
5-6	Kutsch Land & Cattle	787	847	834	2468	8	<--> Hilton's Pin Buster	710	860	762	2332	1

Lane Assignments

	7-8	9-10	11-12
Wk16 12/14	3-6	2-4	5-1
Wk17 12/21	5-4	6-1	2-3
Wk18 12/28	2-1	4-3	6-5

Last Week's Top Scores

Team Scratch Game	Team Scratch Series	Team Handicap Game	Team Handicap Series
726 Turner Body Shop	2001 Turner Body Shop	869 Turner Body Shop	2468 Kutsch Land & Catt
632 Hilton's Pin Buster	1739 Kutsch Land & Cattle	860 Hilton's Pin Buster	2430 Turner Body Shop
607 Versatile Roofing	1677 Versatile Roofing	847 Kutsch Land & Cattle	2418 Tooth Fairy
604 Kutsch Land & Cattle	1648 Hilton's Pin Buster	824 Tooth Fairy	2350 Goodfellows Paint
543 Tooth Fairy	1575 Tooth Fairy	808 Goodfellows Paint & Body	2332 Hilton's Pin Buster
435 Goodfellows Paint & Body	1231 Goodfellows Paint & Body	794 Versatile Roofing	2238 Versatile Roofing
Scratch Game	Scratch Series	Handicap Game	Handicap Series
219 Tammy Kutsch	564 Tammy Kutsch	263 Denise McNeel	675 Tammy Kutsch
218 Denise McNeel	547 Michelle Limbach	256 Tammy Kutsch	651 Patty Isaacs
207 Nicole Mulrone	541 Nicole Mulrone	250 Wanda Westphalen	646 Wanda Westphalen
200 Wanda Westphalen	504 Krista Wiester	234 Nicole Mulrone	629 Carol Fenstermacher
195 Michelle Limbach	496 Wanda Westphalen	231 Patty Isaacs	626 Eileen McLaughlin
192 Krista Wiester	482 Denise McNeel	222 Bev Walton	622 Nicole Mulrone
171 Karen Lopez	460 Karen Lopez	221 Karen Lopez	617 Denise McNeel
164 Bev Walton	443 Eileen McLaughlin	219 Carol Fenstermacher	612 Rachel Brown
153 Eileen McLaughlin	414 Gala Sesna	219 Rachel Brown	610 Karen Lopez
152 Gala Sesna	410 Sue Janssen	214 Eileen McLaughlin	606 Macy Stoner

Season High Scores

Team Scratch Game	Team Scratch Series	Team Handicap Game	Team Handicap Series
749 Turner Body Shop	2090 Turner Body Shop	896 Turner Body Shop	2531 Turner Body Shop
643 Versatile Roofing	1881 Kutsch Land & Cattle	860 Goodfellows Paint & Body	2478 Kutsch Land & Catt
639 Kutsch Land & Cattle	1779 Versatile Roofing	860 Hilton's Pin Buster	2457 Tooth Fairy
633 Hilton's Pin Buster	1754 Hilton's Pin Buster	853 Tooth Fairy	2420 Hilton's Pin Buster
590 Goodfellows Paint & Body	1680 Tooth Fairy	847 Kutsch Land & Cattle	2382 Goodfellows Paint
585 Tooth Fairy	1655 Goodfellows Paint & Body	825 Versatile Roofing	2368 Versatile Roofing

Season High Scores - Continued

Scratch Game		Scratch Series		Handicap Game		Handicap Series	
233	Krista Wiester	609	Krista Wiester	264	Barb Farber	710	Linda Johnson
231	Barb Farber	599	Rebecca McPherson	263	Bobbi Rasmussen	686	Rebecca McPherson
225	Michelle Limbach	596	Nicole Mulroney	263	Denise McNeel	675	Tammy Kutsch
221	Nicole Mulroney	564	Tammy Kutsch	263	Peg Hickman	667	Krista Wiester
219	Tammy Kutsch	563	Michelle Limbach	258	Linda Johnson	667	Tammie Runions
218	Denise McNeel	550	Barb Farber	256	Tammy Kutsch	665	Nicole Mulroney
213	Rebecca McPherson	537	Denise McNeel	255	Wanda Westphalen	659	Peg Hickman
204	Wanda Westphalen	503	Deb Hatcher	251	Krista Wiester	657	Wanda Westphalen
204	Bobbi Rasmussen	503	Jacquie Slagle	250	Jacqui Moore	651	Patty Isaacs
203	Deb Hatcher	501	Nicole Cool	247	Sue Janssen	651	Sue Janssen
						651	Bobbi Rasmussen
						651	Denise McNeel

Team Rosters

1 - Versatile Roofing

Name	Ave	HDCP	Pins	Gms	Points Won	High Game	High Sers	HDCP Game	HDCP Sers	Most Improved Ave +/-	To Raise Avg +1	To Drop Avg -1	Weekly Over Ave Series Ave +/-
Sandy Hauver	72	115	1823	25	3.0	99	241	206	577	74 -1.08	221	192	
Emilie Alonso	122	70	4404	36	9.0	170	416	242	630	124 -1.67	393	353	354 - 366=-12
Jaylene Bashore	128	64	386	3		133	386	197	578		388	381	
Gala Sesna	139	54	5426	39	7.0	172	465	234	633	135 +4.13	454	411	414 - 417=-3
Barb Farber	147	47	4865	33	10.0	231	550	264	649	162 -14.58	463	426	362 - 450=-88
Nicole Cool	155	40	1867	12	2.0	184	501	218	603		473	457	
Michelle Limbach	185	13	1666	9	5.0	225	563	243	617		566	553	547 - 540=7

2 - Turner Body Shop

Name	Ave	HDCP	Pins	Gms	Points Won	High Game	High Sers	HDCP Game	HDCP Sers	Most Improved Ave +/-	To Raise Avg +1	To Drop Avg -1	Weekly Over Ave Series Ave +/-
Beth Carr	140	54	3366	24	6.0	172	467	234	638	138 +2.25	441	413	
Karen Lopez	144	50	5217	36	9.0	195	491	246	650	141 +3.92	438	398	460 - 432=28
Wanda Westphalen	146	48	5713	39	8.0	204	496	255	657	143 +3.49	461	418	496 - 432=64
Jacqui Slagle	158	37	1901	12	5.0	183	503	230	644		484	468	
Nicole Mulroney	171	26	6690	39	13.0	221	596	244	665	168 +3.54	534	491	541 - 510=31
Krista Wiester	180	18	4872	27	8.0	233	609	251	667	183 -2.56	558	527	504 - 546=-42

3 - Tooth Fairy

Name	Ave	HDCP	Pins	Gms	Points Won	High Game	High Sers	HDCP Game	HDCP Sers	Most Improved Ave +/-	To Raise Avg +1	To Drop Avg -1	Weekly Over Ave Series Ave +/-
Patty Isaacs	108	82	2935	27	5.0	146	396	231	651	106 +2.70	335	304	396 - 315=81
Etha Griffin	114	77	4107	36	5.0	149	405	230	646	108 +6.08	378	338	330 - 342=-12
Eileen McLaughlin	133	60	4415	33	6.0	175	453	230	626	132 +1.79	409	372	443 - 396=47
Bev Walton	135	58	4060	30	8.0	178	459	241	639	134 +1.33	428	394	406 - 405=1
Cindy Gibbons	146	48	5272	36	10.0	181	492	238	642	145 +1.44	461	421	

4 - Goodfellows Paint & Body

Name	Ave	HDCP	Pins	Gms	Points Won	High Game	High Sers	HDCP Game	HDCP Sers	Most Improved Ave +/-	To Raise Avg +1	To Drop Avg -1	Weekly Over Ave Series Ave +/-
Rachel Brown	59	126	717	12		89	222	219	612		183	167	222 - 165=57
Lisa Neuheisel	90	99	1898	21	5.0	113	310	215	610	90 +0.38	286	261	
Macy Stoner	100	90	904	9	2.0	117	333	208	606		308	295	333 - 294=39
Paula Stoner	109	81	1971	18	2.0	138	371	223	626		339	317	334 - 327=7
Jacqui Moore	121	71	4364	36	9.0	175	414	250	630	118 +3.22	394	354	342 - 363=-21
Peg Hickman	137	56	3979	29	6.0	201	473	263	659	136 +1.21	437	404	
Deb Hatcher	150	45	5878	39	11.0	203	503	245	629	153 -2.28	464	421	

5 - Hilton's Pin Buster

Name	Ave	HDCP	Pins	Gms	Points Won	High Game	High Sers	HDCP Game	HDCP Sers	Most Improved Ave +/-	To Raise Avg +1	To Drop Avg -1	Weekly Over Ave Series Ave +/-
Kyla Kaslon	bk109	81	363	3	1.0	143	363	224	606		369	362	
Linda Johnson	125	67	5275	42	5.5	181	479	258	710	127 -1.40	395	349	374 - 375=-1
Tammie Runions	125	67	1886	15	2.0	169	475	233	667		382	363	
Sue Janssen	133	60	5206	39	4.0	184	462	247	651	133 +0.49	422	379	410 - 399=11
Bobbi Rasmussen	134	59	2819	21	3.0	204	474	263	651	134 +0.24	421	396	
Angie Hilton	135	58	2854	21	4.0	177	439	239	625	135 +0.90	410	385	382 - 411=-29
Denise McNeel	151	44	5440	36	5.5	218	537	263	651	152 -0.89	488		

6 - Kutsch Land & Cattle

Name	Ave	HDCP	Pins	Gms	Points	High	High	HDCP	HDCP	Most Improved		To Raise	To Drop	Weekly Over Ave
					Won	Game	Sers	Game	Sers	Ave	+/-	Avg +1	Avg -1	Series Ave +/-
Carol Fenstermacher	114	77	4826	42	6.0	153	417	230	639	114	+0.90	349	303	395 - 339=56
DeAnn Brickner	124	68	4837	39	4.0	157	410	227	626	122	+2.03	413	370	384 - 369=15
Michele Daily	133	60	4417	33	5.0	168	442	231	626	133	+0.85	407	370	396 - 402=-6
Tammy Kutsch	161	35	5169	32	13.0	219	564	256	675	161	+0.53	501	465	564 - 474=90
Rebecca McPherson	bk167	29	1366	8	2.0	213	599	242	686			515	503	

Temporary Substitutes

Name	Ave	HDCP	Pins	Gms	Points	High	High	HDCP	HDCP	Most Improved		To Raise	To Drop	Weekly Over Ave
					Won	Game	Sers	Game	Sers	Ave	+/-	Avg +1	Avg -1	Series Ave +/-
Kristi Gruhn	143	51	430	3	2.0	178	430	229	583			434	427	
Angie Hauserman	138	55	4576	33	10.0	166	457	226	622	141	-2.33	428	391	

High Individual Match Points

13 Nicole Mulrone	13 Tammy Kutsch	11 Deb Hatcher	10 Angie Hauserman
10 Barb Farber	10 Cindy Gibbons	9 Emilie Alonso	9 Jacqui Moore
9 Karen Lopez	8 Wanda Westphalen	8 Krista Wiester	8 Bev Walton

Individual High Averages

180.44 Krista Wiester	171.54 Nicole Mulrone	161.53 Tammy Kutsch	151.11 Denise McNeel
150.72 Deb Hatcher	147.42 Barb Farber	146.49 Wanda Westphalen	146.44 Cindy Gibbons
144.92 Karen Lopez	140.25 Beth Carr	139.13 Gala Sesna	138.67 Angie Hauserman

Most Improved Average

108 to 114.08 = +6.08 Etha Griffin	135 to 139.13 = +4.13 Gala Sesna	141 to 144.92 = +3.92 Karen Lopez
168 to 171.54 = +3.54 Nicole Mulrone	143 to 146.49 = +3.49 Wanda Westphale	118 to 121.22 = +3.22 Jacqui Moore

Most Un-Improved Averages

162 to 147.42 = -14.58 Barb Farber	183 to 180.44 = -2.56 Krista Wiester	141 to 138.67 = -2.33 Angie Hauserman
153 to 150.72 = -2.28 Deb Hatcher	124 to 122.33 = -1.67 Emilie Alonso	127 to 125.60 = -1.40 Linda Johnson

Big Apple Fun Center Reprint of Scores -- Week 15

Lane 1 2 - Turner Body Shop Week 15 12/7/2018

Name	Old	Old	HDCP				
	Ave	HDCP	-1-	-2-	-3-	Total	Total
Karen L. Lopez	144	50	171	126	163	460	610
Wanda M. Westphalen	144	50	200	132	164	496	646
Nicole J. Mulrone	170	27	170	164	207	541	622
Krista K. Wiester	182	16	143	169	192	504	552
			====	====	====	====	====
Scratch Total			684	591	726	2001	2001
Handicap			143	143	143		429
Total			827	734	869	2001	2430
Team Points Won			1.0	0.0	1.0	3.0	3.0
Match Points Won			0.0	0.0	0.0	4.0	4.0
Total Points Won			1.0	0.0	1.0	7.0	7.0

Lane 2 1 - Versatile Roofing Week 15 12/7/2018

Name	Old	Old	HDCP				
	Ave	HDCP	-1-	-2-	-3-	Total	Total
Emilie E. Alonso	122	70	115	128	111	354	564
Gala Z. Sesna	139	54	152	145	117	414	576
Barb Farber	150	45	111	148	103	362	497
Michelle L. Limbach	bk180	18	166	186	195	547	601
			====	====	====	====	====
Scratch Total			544	607	526	1677	1677
Handicap			187	187	187		561
Total			731	794	713	1677	2238
Team Points Won			0.0	1.0	0.0	1.0	1.0
Match Points Won			0.0	0.0	0.0	1.0	1.0
Total Points Won			0.0	1.0	0.0	2.0	2.0

Lane 3 3 - Tooth Fairy Week 15 12/7/2018

Name	Old	Old	HDCP				
	Ave	HDCP	-1-	-2-	-3-	Total	Total
Patty Isaacs	105	85	146	136	114	396	651
Etha J. Griffin	114	77	130	99	101	330	561
Eileen M. McLaughlin	132	61	153	145	145	443	626
Bev Walton	135	58	114	128	164	406	580
			====	====	====	====	====
Scratch Total			543	508	524	1575	1575
Handicap			281	281	281		843
Total			824	789	805	1575	2418
Team Points Won			1.0	1.0	1.0	4.0	4.0
Match Points Won			0.0	0.0	0.0	4.0	4.0
Total Points Won			1.0	1.0	1.0	8.0	8.0

Lane 4 4 - Goodfellows Paint & Body Week 15 12/7/2018

Name	Old	Old	HDCP				
	Ave	HDCP	-1-	-2-	-3-	Total	Total
Rachel K. Brown	55	130	89	59	74	222	612
Macy K. Stoner	bk98	91	116	107	110	333	606
Paula E. Stoner	109	81	125	98	111	334	577
Jacqui J. Moore	121	71	105	127	110	342	555
			====	====	====	====	====
Scratch Total			435	391	405	1231	1231
Handicap			373	373	373		1119
Total			808	764	778	1231	2350
Team Points Won			0.0	0.0	0.0	0.0	0.0
Match Points Won			0.0	0.0	0.0	1.0	1.0
Total Points Won			0.0	0.0	0.0	1.0	1.0

Lane 5 6 - Kutsch Land & Cattle Week 15 12/7/2018

Name	Old	Old	HDCP				
	Ave	HDCP	-1-	-2-	-3-	Total	Total
Carol J. Fenstermacher	113	78	134	120	141	395	629
DeAnn M. Brickner	123	69	129	138	117	384	591
Michele R. Daily	134	59	132	127	137	396	573
Tammy L. Kutsch	158	37	149	219	196	564	675
			====	====	====	====	====
Scratch Total			544	604	591	1739	1739
Handicap			243	243	243		729
Total			787	847	834	1739	2468
Team Points Won			1.0	0.0	1.0	3.0	3.0
Match Points Won			0.0	0.0	0.0	5.0	5.0
Total Points Won			1.0	0.0	1.0	8.0	8.0

Lane 6 5 - Hilton's Pin Buster Week 15 12/7/2018

Name	Old	Old	HDCP				
	Ave	HDCP	-1-	-2-	-3-	Total	Total
Linda K. Johnson	125	67	111	136	127	374	575
Sue A. Janssen	133	60	147	135	128	410	590
Angie Hilton	bk137	56	106	143	133	382	550
Denise M. McNeel	150	45	118	218	146	482	617
			====	====	====	====	====
Scratch Total			482	632	534	1648	1648
Handicap			228	228	228		684
Total			710	860	762	1648	2332
Team Points Won			0.0	1.0	0.0	1.0	1.0
Match Points Won			0.0	0.0	0.0	0.0	0.0
Total Points Won			0.0	1.0	0.0	1.0	1.0

Friday 6:30 pm

Big Apple Fun Center

Match Points Won (This Week) -- Week 15

Lane 1 2 - Turner Body Shop

Name	Last Wk Won	Last Wk Lost	HDCP -1-	HDCP -2-	HDCP -3-	HDCP Total
Karen L. Lopez	1.0		221	176	213	610
Wanda M. Westphalen	1.0		250	182	214	646
Nicole J. Mulrone	2.0		197	191	234	622
Krista K. Wiester		1.0	159	185	208	552
Beth A. Carr						0
Jacquie L. Slagle						0

Lane 2 1 - Versatile Roofing

Name	Last Wk Won	Last Wk Lost	HDCP -1-	HDCP -2-	HDCP -3-	HDCP Total
Emilie E. Alonso		1.0	185	198	181	564
Gala Z. Sesna		1.0	206	199	171	576
Barb Farber		1.0	156	193	148	497
Michelle L. Limbach	1.0		184	204	213	601
Sandy L. Hauver						0
Jaylene K. Bashore						0
Nicole A. Cool						0

Lane 3 3 - Tooth Fairy

Name	Last Wk Won	Last Wk Lost	HDCP -1-	HDCP -2-	HDCP -3-	HDCP Total
Patty Isaacs	1.0		231	221	199	651
Etha J. Griffin		1.0	207	176	178	561
Eileen M. McLaughlin	1.0		214	206	206	626
Bev Walton	2.0		172	186	222	580
Cindy Gibbons						0

Lane 4 4 - Goodfellows Paint & Body

Name	Last Wk Won	Last Wk Lost	HDCP -1-	HDCP -2-	HDCP -3-	HDCP Total
Rachel K. Brown		1.0	219	189	204	612
Macy K. Stoner	1.0		207	198	201	606
Paula E. Stoner		1.0	206	179	192	577
Jacqui J. Moore		1.0	176	198	181	555
Lisa M. Neuheisel						0
Peg Hickman						0
Deb Hatcher						0

Lane 5 6 - Kutsch Land & Cattle

Name	Last Wk Won	Last Wk Lost	HDCP -1-	HDCP -2-	HDCP -3-	HDCP Total
Carol J. Fenstermacher	1.0		212	198	219	629
DeAnn M. Brickner	1.0		198	207	186	591
Michele R. Daily	1.0		191	186	196	573
Tammy L. Kutsch	2.0		186	256	233	675
Rebecca L. McPherson						0

Lane 6 5 - Hilton's Pin Buster

Name	Last Wk Won	Last Wk Lost	HDCP -1-	HDCP -2-	HDCP -3-	HDCP Total
Linda K. Johnson		1.0	178	203	194	575
Sue A. Janssen		1.0	207	195	188	590
Angie Hilton		1.0	162	199	189	550
Denise M. McNeel		1.0	163	263	191	617
Kyla M. Kaslon						0
Tammie J. Runions						0
Bobbi M. Rasmussen						0

Friday 6:30 pm

Big Apple Fun Center

Match Points Won (Total for Year)

Name	Ave	Gms	Points		%Won	Name	Ave	Gms	Points		%Won
			Won	Lost					Won	Lost	
Nicole J. Mulroney	171	39	13.0	5.0	72.22%	Etha J. Griffin	114	36	5.0	7.0	41.67%
Tammy L. Kutsch	161	32	13.0	5.0	72.22%	Lisa M. Neuheisel	90	21	5.0	2.0	71.43%
Deb Hatcher	150	39	11.0	6.0	64.71%	Michele R. Daily	133	33	5.0	7.0	41.67%
Angie C. Hauserman	138	33	10.0	2.0	83.33%	Jacquie L. Slagle	158	12	5.0		100.00%
Barbara J. Farber	147	33	10.0	6.0	62.50%	Michelle L. Limbach	185	9	5.0		100.00%
Cynthia A. Gibbons	146	36	10.0	4.0	71.43%	Sue A. Janssen	133	39	4.0	9.0	30.77%
Emilie E. Alonso	122	36	9.0	3.0	75.00%	DeAnn M. Brickner	124	39	4.0	9.0	30.77%
Jacqui J. Moore	121	36	9.0	5.0	64.29%	Angela K. Hilton	135	21	4.0	4.0	50.00%
Karen L. Lopez	144	36	9.0	3.0	75.00%	Sandy L. Hauver	72	25	3.0	6.0	33.33%
Wanda M. Westphalen	146	39	8.0	6.0	57.14%	Bobbi M. Rasmussen	134	21	3.0	4.0	42.86%
Krista K. Wiester	180	27	8.0	5.0	61.54%	Rebecca L. McPherson	bk167	8	2.0	2.0	50.00%
Beverly A. Walton	135	30	8.0	4.0	66.67%	Paula E. Stoner	109	18	2.0	4.0	33.33%
Gala Z. Sesna	139	39	7.0	6.0	53.85%	Tammie J. Runions	125	15	2.0	3.0	40.00%
Beth A. Carr	140	24	6.0	2.0	75.00%	Macy K. Stoner	100	9	2.0	1.0	66.67%
Eileen M. McLaughlin	133	33	6.0	5.0	54.55%	Nicole A. Cool	155	12	2.0	3.0	40.00%
Peggy A. Hickman	137	29	6.0	6.0	50.00%	Kristina K. Gruhn	143	3	2.0		100.00%
Carol J. Fenstermacher	114	42	6.0	8.0	42.86%	Kyla M. Kaslon	bk109	3	1.0		100.00%
Linda K. Johnson	125	42	5.5	9.0	37.93%	Jaylene K. Bashore	128	3		1.0	0.00%
Denise M. McNeel	151	36	5.5	8.0	40.74%	Rachel K. Brown	59	12		4.0	0.00%
Patricia A. Isaacs	108	27	5.0	4.0	55.56%						

Friday 6:30 pm

Big Apple Fun Center

Change in Average

Name	----Old----		Old					---Average Change---			Weekly Over Ave
	Pins	Games	Ave	-1-	-2-	-3-	Total	New	Old	----> +/-	Series Ave +/-
Emilie E. Alonso	4050	33	122	115	128	111	354	122.33	- 122.73	= -0.39	354 - 366=-12
Jaylene K. Bashore	386	3	128				0	128.67	- 128.67	= 0.00	
DeAnn M. Brickner	4453	36	123	129	138	117	384	124.03	- 123.69	= 0.33	384 - 369=15
Rachel K. Brown	495	9	55	89	59	74	222	59.75	- 55.00	= 4.75	222 - 165=57
Beth A. Carr	3366	24	140				0	140.25	- 140.25	= 0.00	
Nicole A. Cool	1867	12	155				0	155.58	- 155.58	= 0.00	
Michele R. Daily	4021	30	134	132	127	137	396	133.85	- 134.03	= -0.18	396 - 402=-6
Barb Farber	4503	30	150	111	148	103	362	147.42	- 150.10	= -2.68	362 - 450=-88
Carol J. Fenstermacher	4431	39	113	134	120	141	395	114.90	- 113.62	= 1.29	395 - 339=56
Cindy Gibbons	5272	36	146				0	146.44	- 146.44	= 0.00	
Etha J. Griffin	3777	33	114	130	99	101	330	114.08	- 114.45	= -0.37	330 - 342=-12
Kristi Gruhn	430	3bk	143				0	143.33	- 143.33	= 0.00	
Deb Hatcher	5878	39	150				0	150.72	- 150.72	= 0.00	
Angie C. Hauserman	4576	33	138				0	138.67	- 138.67	= 0.00	
Sandy L. Hauver	1823	25	72				0	72.92	- 72.92	= 0.00	
Peg Hickman	3979	29	137				0	137.21	- 137.21	= 0.00	
Angie Hilton	2472	18bk	137	106	143	133	382	135.90	- 137.33	= -1.43	382 - 411=-29
Patty Isaacs	2539	24	105	146	136	114	396	108.70	- 105.79	= 2.91	396 - 315=81
Sue A. Janssen	4796	36	133	147	135	128	410	133.49	- 133.22	= 0.26	410 - 399=11
Linda K. Johnson	4901	39	125	111	136	127	374	125.60	- 125.67	= -0.07	374 - 375=-1
Kyla M. Kaslon	363	3bk	109				0	121.00	- 121.00	= 0.00	
Tammy L. Kutsch	4605	29	158	149	219	196	564	161.53	- 158.79	= 2.74	564 - 474=90
Michelle L. Limbach	1119	6bk	180	166	186	195	547	185.11	- 186.50	= -1.39	547 - 540=7
Karen L. Lopez	4757	33	144	171	126	163	460	144.92	- 144.15	= 0.77	460 - 432=28
Eileen M. McLaughlin	3972	30	132	153	145	145	443	133.79	- 132.40	= 1.39	443 - 396=47
Denise M. McNeel	4958	33	150	118	218	146	482	151.11	- 150.24	= 0.87	482 - 450=32
Rebecca L. McPherson	1366	8bk	167				0	170.75	- 170.75	= 0.00	
Jacqui J. Moore	4022	33	121	105	127	110	342	121.22	- 121.88	= -0.66	342 - 363=-21
Nicole J. Mulrone	6149	36	170	170	164	207	541	171.54	- 170.81	= 0.73	541 - 510=31
Lisa M. Neuheisel	1898	21	bk90				0	90.38	- 90.38	= 0.00	
Bobbi M. Rasmussen	2819	21	134				0	134.24	- 134.24	= 0.00	
Tammie J. Runions	1886	15bk	125				0	125.73	- 125.73	= 0.00	
Gala Z. Sesna	5012	36	139	152	145	117	414	139.13	- 139.22	= -0.09	414 - 417=-3
Jacquie L. Slagle	1901	12	158				0	158.42	- 158.42	= 0.00	
Macy K. Stoner	571	6	bk98	116	107	110	333	100.44	- 95.17	= 5.28	333 - 294=39
Paula E. Stoner	1637	15	109	125	98	111	334	109.50	- 109.13	= 0.37	334 - 327=7
Bev Walton	3654	27	135	114	128	164	406	135.33	- 135.33	= 0.00	406 - 405=1
Wanda M. Westphalen	5217	36	144	200	132	164	496	146.49	- 144.92	= 1.57	496 - 432=64

Name	-----Old-----		Old				Total	---Average Change---			Weekly Over Ave Series Ave +/-		
	Pins	Games	Ave	-1-	-2-	-3-		New - Old	---->	+/-			
Krista K. Wiester	4368	24	182	143	169	192	504	180.44	-	182.00	=	-1.56	504 - 546=-42

Friday 6:30 pm

Big Apple Fun Center

High Average Listing

Name	True Average	Pins	Gms	To Raise Avg +1	To Drop Avg -1
Michelle L. Limbach	185.11	1666	9	566	553
Krista K. Wiester	180.44	4872	27	558	527
Nicole J. Mulroney	171.54	6690	39	534	491
Rebecca L. McPherson	170.75	1366	8	515	503
Tammy L. Kutsch	161.53	5169	32	501	465
Jacquie L. Slagle	158.42	1901	12	484	468
Nicole A. Cool	155.58	1867	12	473	457
Denise M. McNeel	151.11	5440	36	488	448
Deb Hatcher	150.72	5878	39	464	421
Barbara J. Farber	147.42	4865	33	463	426
Wanda M. Westphalen	146.49	5713	39	461	418
Cynthia A. Gibbons	146.44	5272	36	461	421
Karen L. Lopez	144.92	5217	36	438	398
Kristina K. Gruhn	143.33	430	3	434	427
Beth A. Carr	140.25	3366	24	441	413
Gala Z. Sesna	139.13	5426	39	454	411
Angie C. Hauserman	138.67	4576	33	428	391
Peggy A. Hickman	137.21	3979	29	437	404
Angela K. Hilton	135.90	2854	21	410	385
Beverly A. Walton	135.33	4060	30	428	394
Bobbi M. Rasmussen	134.24	2819	21	421	396
Michele R. Daily	133.85	4417	33	407	370
Eileen M. McLaughlin	133.79	4415	33	409	372
Sue A. Janssen	133.49	5206	39	422	379
Jaylene K. Bashore	128.67	386	3	388	381
Tammie J. Runions	125.73	1886	15	382	363
Linda K. Johnson	125.60	5275	42	395	349
DeAnn M. Brickner	124.03	4837	39	413	370
Emilie E. Alonso	122.33	4404	36	393	353
Jacqui J. Moore	121.22	4364	36	394	354
Kyla M. Kaslon	121.00	363	3	369	362
Carol J. Fenstermacher	114.90	4826	42	349	303
Etha J. Griffin	114.08	4107	36	378	338
Paula E. Stoner	109.50	1971	18	339	317
Patricia A. Isaacs	108.70	2935	27	335	304
Macy K. Stoner	100.44	904	9	308	295
Lisa M. Neuheisel	90.38	1898	21	286	261
Sandy L. Hauver	72.92	1823	25	221	192
Rachel K. Brown	59.75	717	12	183	167

Friday 6:30 pm

Big Apple Fun Center

Most Pins Over Average

Name	----Old----		Old					---Average Change---			Weekly Over Ave
	Pins	Games	Ave	-1-	-2-	-3-	Total	New	Old	----> +/-	Series Ave +/-
Tammy L. Kutsch	4605	29	158	149	219	196	564	161.53	- 158.79	= 2.74	564 - 474=90
Patty Isaacs	2539	24	105	146	136	114	396	108.70	- 105.79	= 2.91	396 - 315=81
Wanda M. Westphalen	5217	36	144	200	132	164	496	146.49	- 144.92	= 1.57	496 - 432=64
Rachel K. Brown	495	9	55	89	59	74	222	59.75	- 55.00	= 4.75	222 - 165=57
Carol J. Fenstermacher	4431	39	113	134	120	141	395	114.90	- 113.62	= 1.29	395 - 339=56
Eileen M. McLaughlin	3972	30	132	153	145	145	443	133.79	- 132.40	= 1.39	443 - 396=47
Macy K. Stoner	571	6	bk98	116	107	110	333	100.44	- 95.17	= 5.28	333 - 294=39
Denise M. McNeel	4958	33	150	118	218	146	482	151.11	- 150.24	= 0.87	482 - 450=32
Nicole J. Mulrone	6149	36	170	170	164	207	541	171.54	- 170.81	= 0.73	541 - 510=31
Karen L. Lopez	4757	33	144	171	126	163	460	144.92	- 144.15	= 0.77	460 - 432=28
DeAnn M. Brickner	4453	36	123	129	138	117	384	124.03	- 123.69	= 0.33	384 - 369=15
Sue A. Janssen	4796	36	133	147	135	128	410	133.49	- 133.22	= 0.26	410 - 399=11
Paula E. Stoner	1637	15	109	125	98	111	334	109.50	- 109.13	= 0.37	334 - 327=7
Michelle L. Limbach	1119	6	bk180	166	186	195	547	185.11	- 186.50	= -1.39	547 - 540=7
Bev Walton	3654	27	135	114	128	164	406	135.33	- 135.33	= 0.00	406 - 405=1
Linda K. Johnson	4901	39	125	111	136	127	374	125.60	- 125.67	= -0.07	374 - 375=-1
Gala Z. Sesna	5012	36	139	152	145	117	414	139.13	- 139.22	= -0.09	414 - 417=-3
Michele R. Daily	4021	30	134	132	127	137	396	133.85	- 134.03	= -0.18	396 - 402=-6
Emilie E. Alonso	4050	33	122	115	128	111	354	122.33	- 122.73	= -0.39	354 - 366=-12
Etha J. Griffin	3777	33	114	130	99	101	330	114.08	- 114.45	= -0.37	330 - 342=-12
Jacqui J. Moore	4022	33	121	105	127	110	342	121.22	- 121.88	= -0.66	342 - 363=-21
Angie Hilton	2472	18	bk137	106	143	133	382	135.90	- 137.33	= -1.43	382 - 411=-29
Krista K. Wiester	4368	24	182	143	169	192	504	180.44	- 182.00	= -1.56	504 - 546=-42
Barb Farber	4503	30	150	111	148	103	362	147.42	- 150.10	= -2.68	362 - 450=-88
Sandy L. Hauver	1823	25	72				0	72.92	- 72.92	= 0.00	
Beth A. Carr	3366	24	140				0	140.25	- 140.25	= 0.00	
Angie C. Hauserman	4576	33	138				0	138.67	- 138.67	= 0.00	
Lisa M. Neuheisel	1898	21	bk90				0	90.38	- 90.38	= 0.00	
Deb Hatcher	5878	39	150				0	150.72	- 150.72	= 0.00	
Bobbi M. Rasmussen	2819	21	134				0	134.24	- 134.24	= 0.00	
Cindy Gibbons	5272	36	146				0	146.44	- 146.44	= 0.00	
Peg Hickman	3979	29	137				0	137.21	- 137.21	= 0.00	
Rebecca L. McPherson	1366	8	bk167				0	170.75	- 170.75	= 0.00	
Jacquie L. Slagle	1901	12	158				0	158.42	- 158.42	= 0.00	
Tammie J. Runions	1886	15	bk125				0	125.73	- 125.73	= 0.00	
Jaylene K. Bashore	386	3	128				0	128.67	- 128.67	= 0.00	
Kyla M. Kaslon	363	3	bk109				0	121.00	- 121.00	= 0.00	
Nicole A. Cool	1867	12	155				0	155.58	- 155.58	= 0.00	

Name	-----Old-----		Old	-1-	-2-	-3-	Total	---Average Change---			Weekly Over Ave Series Ave +/-	
	Pins	Games	Ave					New - Old	---->	+/-		
Kristi Gruhn	430		3bk143				0	143.33	-	143.33	=	0.00

Friday 6:30 pm

Big Apple Fun Center

Alphabetic League Bowler Contact List

USBC					Bowling	
ID Number	Name	Phone	Phone	E-mail	Hand	Sex
4132-1518	Alonso, Emilie E.	(308)233-1704	() - -		R	W
4132-949	Bashore, Jaylene K.	(308)236-5262	(308)440-1405		R	W
4132-1016	Brickner, DeAnn M.	(308)627-8061	() - -	deannbrickner@gmail.com	R	W
9726-4126	Brown, Rachel K.	(308)233-1318	() - -	scoobygirl75@hotmail.com	R	W
4132-45	Carr, Beth A.	(308)293-1455	() - -	bacarr63@yahoo.com	R	W
11-35367	Cool, Nicole A.	(308)627-4033	() - -	nicole.cool427@hotmail.com	R	W
4132-19	Daily, Michele R.	(308)627-3446	() - -	rockhoundcj7@yahoo.com	R	W
4132-359	Farber, Barbara "Barb" J.	(308)440-9187	(308)826-2715	mbfarbz@gmail.com	R	W
4132-1123	Fenstermacher, Carol J.	(308)236-9018	() - -	cfenster11@outlook.com	R	W
4132-135	Gibbons, Cynthia "Cindy" A.	(308)238-1296	() - -	cynthiagibbons3@gmail.com	R	W
4132-6	Griffin, Etha J.	(308)468-6257	() - -	ethagrif@hotmail.com	R	W
4128-138	Gruhn, Kristina "Kristi" K.	(308)991-7742	() - -	kristi2pr@gmail.com	L	W
4132-13	Hatcher, Deb	(308)383-5868	() - -	debhatcher@hotmail.com	R	W
4132-100	Hauserman, Angie C.	(308)234-9280	() - -		R	W
4132-1150	Hauver, Sandy L.	(308)627-5608	() - -		R	W
4132-357	Hickman, Peggy "Peg" A.	(308)832-5984	() - -	horselover1348@hotmail.com	R	W
4132-615	Hilton, Angela "Angie" K.	(308)440-2233	() - -		R	W
4132-1443	Isaacs, Patricia "Patty" A.	(308)240-9843	() - -	PattyI65@outlook.com	R	W
4132-14	Janssen, Sue A.	(308)627-5609	() - -	suejanssen@hotmail.com	R	W
4132-273	Johnson, Linda K.	(308)627-1720	() - -	lkcolyer@charter.net	R	W
4132-1534	Kaslon, Kyla M.	(308)830-9830	() - -		R	W
4137-1786	Kutsch, Tammy L.	(308)293-7564	() - -	tlkutsch356@aol.com	R	W
4132-94	Limbach, Michelle L.	(308)627-5811	() - -	mickibach@yahoo.com	R	W
4132-372	Lopez, Karen L.	(308)237-3804	() - -	kllopez61@gmail.com	R	W
4132-369	McLaughlin, Eileen M.	(308)440-5133	() - -	elewison53@aol.com	R	W
4132-374	McNeel, Denise M.	(308)382-5006	() - -	dmmcneel@gmail.com	R	W
6197-339	McPherson, Rebecca L.	(402)984-0342	() - -	rebecca.konate@outlook.com	R	W
4132-1466	Moore, Jacqui J.	(308)627-8414	() - -	jacquidylan@yahoo.com	R	W
4132-647	Mulrone, Nicole J.	(308)440-4799	() - -		R	W
18-1926	Neuheisel, Lisa M.	(308)440-8873	() - -	lneuheisel@msn.com	R	W
4132-503	Rasmussen, Bobbi M.	(308)293-2161	() - -	bobbi_bowl@yahoo.com	R	W
4132-773	Runions, Tammie J.	(308)440-1478	() - -	tammierunions@gmail.com	R	W
4132-360	Sesna, Gala Z.	(308)293-5439	() - -		R	W
4132-42	Slagle, Jacquie L.	(308)233-2584	() - -	jacquieslagle@hotmail.com	R	W
4132-1407	Stoner, Macy K.	(308)440-2313	() - -	pstoner61@gmail.com	R	W
4132-1314	Stoner, Paula E.	(308)440-2313	() - -	pstoner61@gmail.com	R	W
4132-1	Walton, Beverly "Bev" A.	(308)234-3987	(308)440-0064		R	W
4132-373	Westphalen, Wanda M.	(308)237-5056	(308)224-9862	wandawestphalen@hotmail.com	R	W
8092-36738	Wiester, Krista K.	(402)677-7680	() - -	wiesterk@hotmail.com	R	W

Pinette 2018-19

Big Apple Fun Center

This report is for scores bowled December 7 which is Week 15 of 30

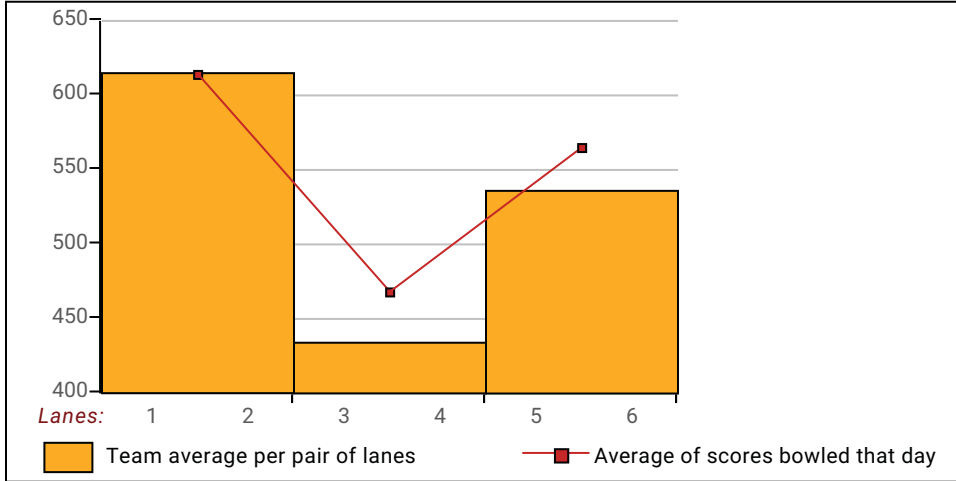
This Week's Statistics: Lefties vs Righties

Unless designated left handed, bowlers are considered right handed.

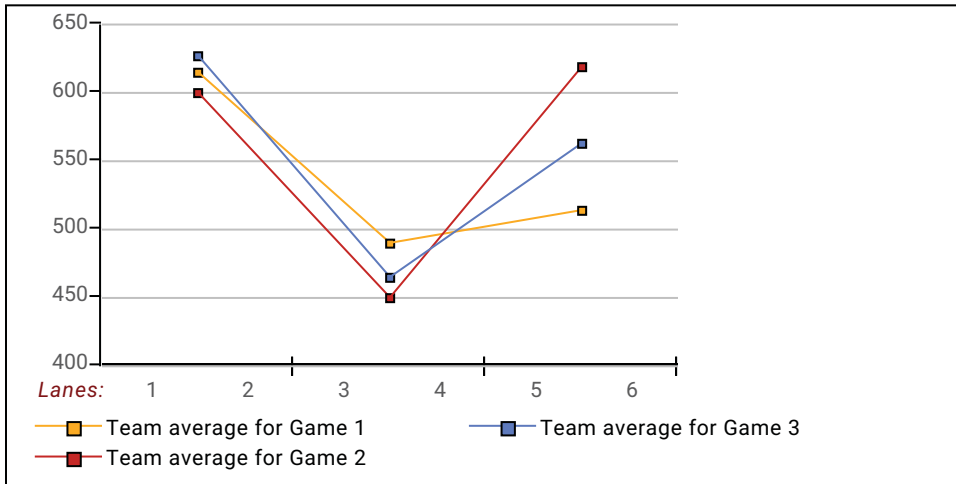
	Over All	Right	Left
How many people bowled	24	24	0
Number of games bowled	72	72	0
Actual average of week's scores	137.10	137.10	0.00
How many games above average	41	41	0
How many games below average	29	29	0
Pins above/below average per game	4.76	4.76	0.00
How many people raised average	13	13	--
by this amount	1.79	1.79	0.00
How many people went down	10	10	--
by this amount	-0.88	-0.88	0.00
League average before bowling	132.76	132.76	0.00
League average after bowling	133.36	133.36	0.00
Change in league average	0.60	0.60	0.00
800s	--	--	--
775s	--	--	--
750s	--	--	--
725s	--	--	--
700s	--	--	--
675s	--	--	--
650s	--	--	--
625s	--	--	--
600s	--	--	--
575s	--	--	--
550s	1	1	--
525s	2	2	--
500s	1	1	--
475s	2	2	--
450s	1	1	--
425s	1	1	--
400s	3	3	--
below 400	13	13	--
300s	--	--	--
275s	--	--	--
250s	--	--	--
225s	--	--	--
200s	4	4	--
175s	4	4	--
150s	10	10	--
125s	30	30	--
100s	19	19	--
below 100	5	5	--

This report is for scores bowled December 7 which is Week 15 of 30

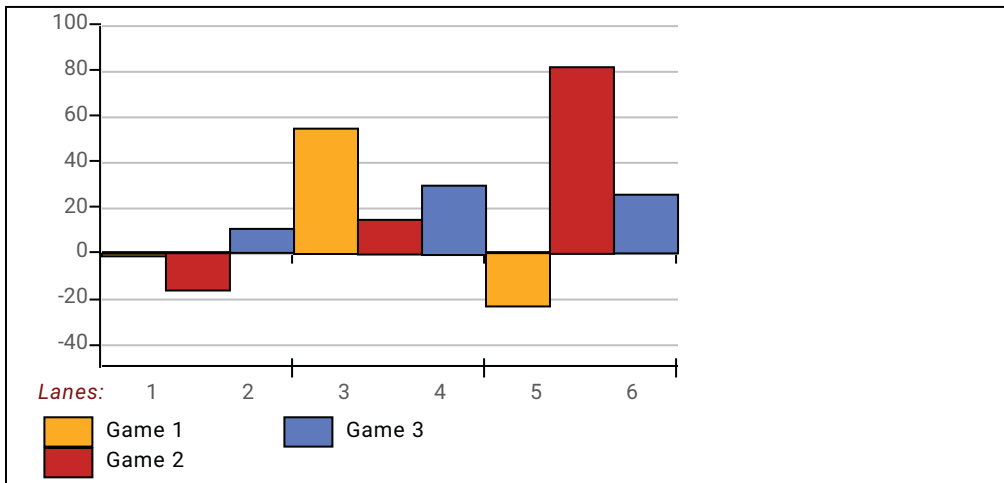
Team Average vs Ave of Scores



Average of Scores for Each Game

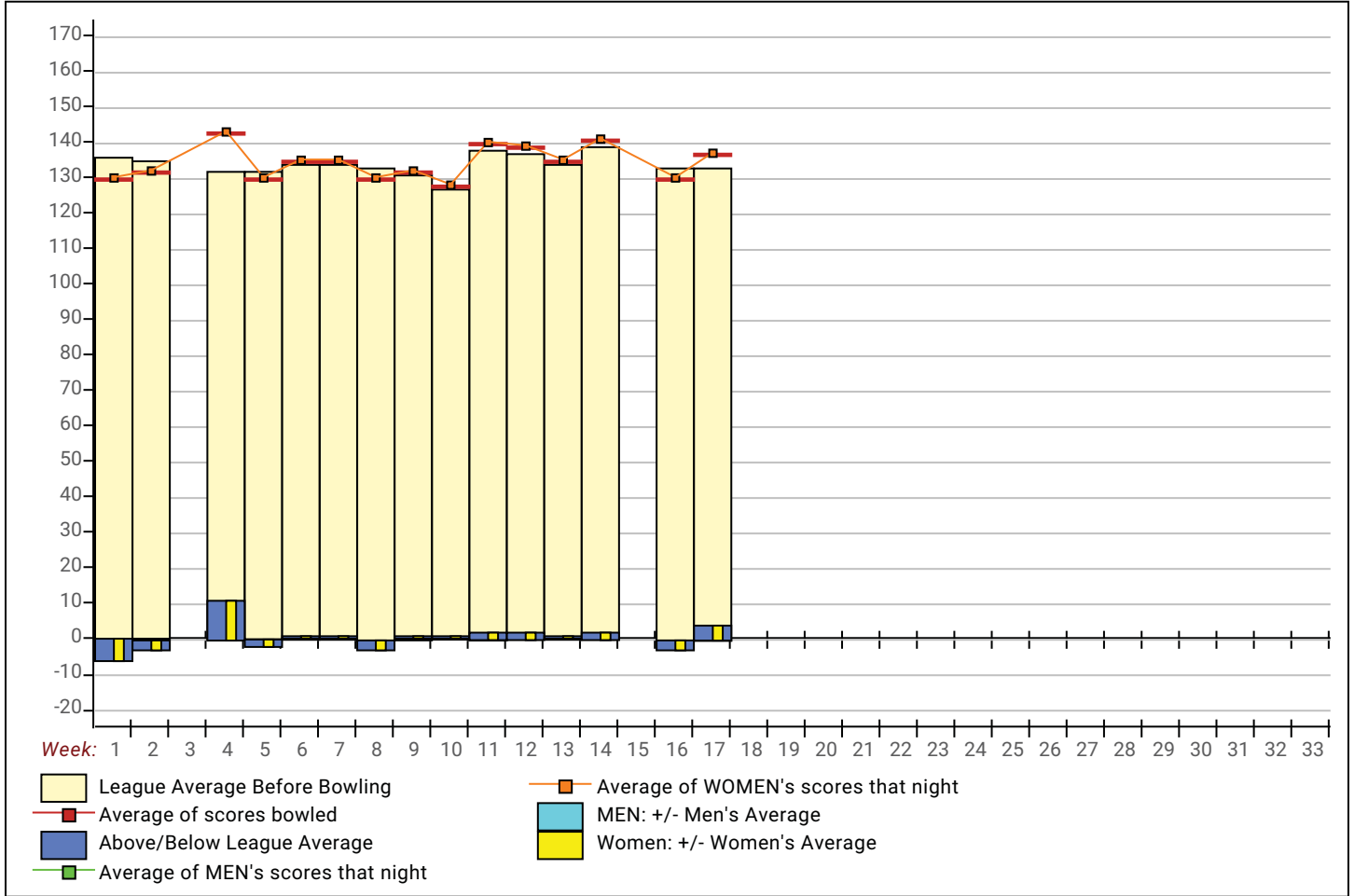


Amount Over/Under Team Average



This report is for scores bowled December 7 which is Week 15 of 30

League Average Week-by-Week



League Average Statistics for Last Week

	League	Right Hand	Left Hand
League Average Before Bowling	132.76	132.76	
Average of scores bowled that night	137.10	137.10	
New League Average After Bowling	133.36	133.36	
Change in League Average	.60	.60	
People Who Bowled Over Average	13	13	
People Who Bowled Under Average	10	10	
Average Amount of Series Over Avg	43.62	43.62	
Average Amount of Series Under Avg	-22.50	-22.50	
Difference Avg, NiteAvg	4.76	4.76	
Number of Bowlers	24	24	
Number of Games Bowled	72	72	
People Who Raised Their Average	13	13	
Raised By an Average of This Amount	1.79	1.79	
People Who Lowered Their Average	10	10	
Lowered By an Average of This Amou	-.88	-.88	
Number of Games Bowled Over Avera	41	41	
Number of Games Bowled Under Avera	29	29	

Note: Averages are based only on people who bowled.

If you have questions, please contact

Tammy Kutsch (308)293-7564 1050 Road West 40, Brule, NE 69127
 Send E-mail to: tlkutsch356@aol.com

Note: This report includes information through December 7 which is Week 15 of 30

Awards Earned This Week

Name	USBC ID Number	Award Average	Award Games	G1	G2	G3	Series	Award Score	Award Received
Tammy L. Kutsch	4137-1786 USBC	158	29	149	219	196	564	219	200 Game (Local Assoc. Awards)
Denise M. McNeel	4132-374 USBC	150	33	118	218	146	482	218	200 Game (Local Assoc. Awards)
Wanda M. Westphalen	4132-373 USBC	144	36	200	132	164	496	200	200 Game (Local Assoc. Awards)

Friday 6:30 pm

Big Apple Fun Center

Lanes 1 - 6

Team Standings

Place	Team Name	Points	Points	Year-To-Date	Y-T-D
		Won	Lost	WON	LOST
1	Turner Body Shop	85	50	85	50
2	Versatile Roofing	76	59	76	59
3	Tooth Fairy	74	61	74	61
4	Goodfellows Paint & Body	62	73	62	73
5	Kutsch Land & Cattle	59	76	59	76
6	Hilton's Pin Buster	49	86	49	86

*** Although not shown, standings are determined by points only for the current part

Last Week's Top Scores

Scratch Game		Scratch Series		Handicap Game		Handicap Series	
219	Tammy Kutsch	564	Tammy Kutsch	263	Denise McNeel	675	Tammy Kutsch
218	Denise McNeel	547	Michelle Limbach	256	Tammy Kutsch	651	Patty Isaacs
207	Nicole Mulrone	541	Nicole Mulrone	250	Wanda Westphalen	646	Wanda Westphalen
200	Wanda Westphalen	504	Krista Wiester	234	Nicole Mulrone	629	Carol Fenstermacher
195	Michelle Limbach	496	Wanda Westphalen	231	Patty Isaacs	626	Eileen McLaughlin
192	Krista Wiester	482	Denise McNeel	222	Bev Walton	622	Nicole Mulrone
171	Karen Lopez	460	Karen Lopez	221	Karen Lopez	617	Denise McNeel
164	Bev Walton	443	Eileen McLaughlin	219	Carol Fenstermacher	612	Rachel Brown
153	Eileen McLaughlin	414	Gala Sesna	219	Rachel Brown	610	Karen Lopez
152	Gala Sesna	410	Sue Janssen	214	Eileen McLaughlin	606	Macy Stoner

Friday 6:30 pm

Big Apple Fun Center

Lanes 7 - 12

President: Sue Janssen (308)627-5609

Secretary/Treasurer: Tammy Kutsch (308)293-7564

Team Standings

Place	#	Team Name	Points Won	Points Lost	%Won	Pins + HDCP	Scratch Pins	Ave p/gm	Year-To-Date WON	Y-T-D LOST	Y-T-D % WON
1	2	Turner Body Shop	84½	50½	62.6	71041	56668	629	169½	100½	62.8
2	3	Tooth Fairy	74½	60½	55.2	70594	47680	529	148½	121½	55.0
3	6	Kutsch Land & Cattle	71½	63½	53.0	69410	48558	539	130½	139½	48.3
4	5	Hilton's Pin Buster	70½	64½	52.2	69657	48684	540	119½	150½	44.3
5	1	Versatile Roofing	70	65	51.9	69198	46205	513	146	124	54.1
6	4	Goodfellows Paint & Body	34	101	25.2	68568	42183	468	96	174	35.5

Review of Last Week's Bowling.....

Lanes	Team Name	HDCP -1-	HDCP -2-	HDCP -3-	HDCP Total	Last Wk WON	Team Name	HDCP -1-	HDCP -2-	HDCP -3-	HDCP Total	Last Wk WON
7-8	Turner Body Shop	763	826	793	2382	6	<--> Tooth Fairy	884	794	737	2415	3
9-10	Hilton's Pin Buster	731	704	748	2183	3	<--> Kutsch Land & Cattle	719	792	788	2299	6
11-12	Versatile Roofing	737	728	883	2348	5	<--> Goodfellows Paint & B	795	779	769	2343	4

Thanks for bowling! We hope you had a good time. See you next season!**Last Week's Top Scores**

Team Scratch Game		Team Scratch Series		Team Handicap Game		Team Handicap Series	
686	Turner Body Shop	1962	Turner Body Shop	884	Tooth Fairy	2415	Tooth Fairy
657	Tooth Fairy	1734	Tooth Fairy	883	Versatile Roofing	2382	Turner Body Shop
603	Versatile Roofing	1591	Kutsch Land & Cattle	826	Turner Body Shop	2348	Versatile Roofing
556	Kutsch Land & Cattle	1526	Hilton's Pin Buster	795	Goodfellows Paint & Body	2343	Goodfellows Paint
529	Hilton's Pin Buster	1508	Versatile Roofing	792	Kutsch Land & Cattle	2299	Kutsch Land & Cattle
466	Goodfellows Paint & Body	1356	Goodfellows Paint & Body	748	Hilton's Pin Buster	2183	Hilton's Pin Buster
Scratch Game		Scratch Series		Handicap Game		Handicap Series	
224	Krista Wiester	564	Krista Wiester	250	Etha Griffin	654	Etha Griffin
197	Nicole Mulroney	557	Nicole Mulroney	242	Krista Wiester	634	Barb Farber
185	Barb Farber	497	Tammy Kutsch	237	Barb Farber	630	Jacqui Moore
182	Gala Sesna	478	Barb Farber	235	Emilie Alonso	623	Nicole Mulroney
180	Tammy Kutsch	455	Bev Walton	232	Gala Sesna	618	Krista Wiester
178	Etha Griffin	442	Cindy Gibbons	229	Bev Walton	614	Bev Walton
176	Bev Walton	440	Wanda Westphalen	226	Michele Daily	599	Tammy Kutsch
167	Emilie Alonso	438	Etha Griffin	219	Nicole Mulroney	598	Paula Stoner
164	Wanda Westphalen	423	Jacqui Moore	217	Jacqui Moore	597	Angie Hilton
164	Michele Daily	423	Angie Hilton	216	Angie Hilton	593	Lisa Neuheisel

Season High Scores

Team Scratch Game		Team Scratch Series		Team Handicap Game		Team Handicap Series	
749	Turner Body Shop	2090	Turner Body Shop	896	Turner Body Shop	2531	Turner Body Shop
657	Tooth Fairy	1881	Kutsch Land & Cattle	884	Tooth Fairy	2508	Tooth Fairy
650	Kutsch Land & Cattle	1813	Versatile Roofing	883	Versatile Roofing	2479	Hilton's Pin Buster
643	Versatile Roofing	1811	Tooth Fairy	870	Kutsch Land & Cattle	2478	Kutsch Land & Catt
633	Hilton's Pin Buster	1799	Hilton's Pin Buster	861	Hilton's Pin Buster	2452	Versatile Roofing
590	Goodfellows Paint & Body	1655	Goodfellows Paint & Body	860	Goodfellows Paint & Body	2394	Goodfellows Paint
Scratch Game		Scratch Series		Handicap Game		Handicap Series	
235	Nicole Mulroney	603	Nicole Mulroney	264	Barb Farber	710	Linda Johnson
231	Barb Farber	550	Barb Farber	261	Etha Griffin	693	Etha Griffin
204	Wanda Westphalen	540	Karen Lopez	259	Nicole Mulroney	684	Karen Lopez
198	Karen Lopez	517	Wanda Westphalen	258	Linda Johnson	672	Nicole Mulroney
190	Sue Janssen	488	Gala Sesna	255	Wanda Westphalen	661	Sue Janssen
185	Etha Griffin	484	Bev Walton	253	Sue Janssen	658	Wanda Westphalen
182	Gala Sesna	479	Linda Johnson	250	Jacqui Moore	650	Bev Walton
181	Linda Johnson	472	Sue Janssen	249	Emilie Alonso	649	Barb Farber
178	Emilie Alonso	465	Etha Griffin	246	Karen Lopez	644	Gala Sesna
178	Bev Walton	454	Michele Daily	243	DeAnn Brickner	642	Emilie Alonso

Team Rosters

1 - Versatile Roofing

Name	Ave	HDCP	Pins	Gms	Points Won	High Game	High Sers	HDCP Game	HDCP Sers	Most Improved Ave +/-	To Raise Avg +1	To Drop Avg -1	Weekly Over Ave Series Ave +/-
Sandy Hauver	78	109	4770	61	11.0	107	287	220	623	74 +4.20	286	221	253 - 231=22
Emilie Alonso	124	68	10089	81	19.0	178	435	249	642	124 +0.56	411	326	388 - 372=16
Jaylene Bashore	128	64	386	3		133	386	197	578		388	381	
Barb Farber	143	51	10772	75	16.0	231	550	264	649	162 -18.37	460	381	478 - 426=52
Gala Sesna	144	50	11664	81	18.0	182	488	234	644	135 +9.00	516	431	389 - 432=-43
Nicole Cool	154	41	3699	24	6.0	211	510	255	642	151 +3.13	486	458	
Michelle Limbach	185	13	1666	9	5.0	225	563	243	617		566	553	

2 - Turner Body Shop

Name	Ave	HDCP	Pins	Gms	Points Won	High Game	High Sers	HDCP Game	HDCP Sers	Most Improved Ave +/-	To Raise Avg +1	To Drop Avg -1	Weekly Over Ave Series Ave +/-
Beth Carr	138	55	7920	57	11.0	203	495	258	660	138 +0.95	420	359	401 - 417=-16
Wanda Westphalen	148	46	12488	84	18.0	204	517	255	658	143 +5.67	475	387	440 - 444=-4
Karen Lopez	149	45	10743	72	17.0	198	540	246	684	141 +8.21	507	431	
Jacquie Slagle	155	40	2799	18	8.0	183	503	230	644		477	455	
Nicole Mulroney	176	21	14264	81	28.5	235	603	259	672	168 +8.10	604	519	557 - 525=32
Krista Wiester	180	18	8100	45	13.0	245	646	263	700	183 -3.00	588	539	564 - 537=27

3 - Tooth Fairy

Name	Ave	HDCP	Pins	Gms	Points Won	High Game	High Sers	HDCP Game	HDCP Sers	Most Improved Ave +/-	To Raise Avg +1	To Drop Avg -1	Weekly Over Ave Series Ave +/-
Patty Isaacs	108	82	5533	51	7.0	146	396	231	651	106 +2.49	353	298	
Etha Griffin	120	72	9421	78	15.0	185	465	261	693	108 +12.78	380	298	438 - 357=81
Eileen McLaughlin	136	57	8580	63	11.0	175	457	230	631	132 +4.19	462	395	399 - 408=-9
Bev Walton	142	52	9802	69	16.0	178	484	241	650	134 +8.06	494	421	455 - 423=32
Cindy Gibbons	150	45	9497	63	19.0	197	531	244	678	145 +5.75	469	402	442 - 450=-8

4 - Goodfellows Paint & Body

Name	Ave	HDCP	Pins	Gms	Points Won	High Game	High Sers	HDCP Game	HDCP Sers	Most Improved Ave +/-	To Raise Avg +1	To Drop Avg -1	Weekly Over Ave Series Ave +/-
Rachel Brown	59	126	717	12		89	222	219	612		183	167	
Lisa Neuheisel	93	96	4773	51	8.0	122	328	219	619	90 +3.59	303	248	305 - 279=26
Macy Stoner	104	86	4092	39	4.0	145	370	235	640	107 -2.08	318	275	270 - 318=-48
Paula Stoner	112	79	5720	51	6.0	177	402	258	645	111 +1.16	382	327	358 - 333=25
Jacqui Moore	124	68	8592	69	16.0	175	423	250	630	118 +6.52	408	335	423 - 369=54
Peg Hickman	135	58	5946	44	8.0	201	473	263	659	136 -0.86	446	398	
Deb Hatcher	147	47	7067	48	12.0	203	503	245	629	153 -5.77	481	429	

5 - Hilton's Pin Buster

Name	Ave	HDCP	Pins	Gms	Points Won	High Game	High Sers	HDCP Game	HDCP Sers	Most Improved Ave +/-	To Raise Avg +1	To Drop Avg -1	Weekly Over Ave Series Ave +/-
Kyla Kaslon	117	74	1055	9	3.0	143	363	224	606		361	348	
Linda Johnson	126	66	8333	66	10.5	181	479	258	710	127 -0.74	430	360	
Sue Janssen	130	63	10557	81	11.0	190	472	253	661	133 -2.67	447	362	377 - 390=-13
Tammie Runions	134	59	4855	36	9.0	169	476	233	667	131 +3.86	410	370	327 - 411=-84
Angie Hilton	136	57	6939	51	11.0	177	439	239	625	135 +1.06	459	404	423 - 405=18
Bobbi Rasmussen	137	56	7029	51	9.0	204	500	263	674	134 +3.82	423	368	
Denise McNeel	153	42	9184	60	11.5	218	537	263	656	152 +1.07	518	454	

6 - Kutsch Land & Cattle

Name	Ave	HDCP	Pins	Gms	Points Won	High Game	High Sers	HDCP Game	HDCP Sers	Most Improved Ave +/-	To Raise Avg +1	To Drop Avg -1	Weekly Over Ave Series Ave +/-
Carol Fenstermacher	116	75	10159	87	11.0	155	417	232	639	114 +2.77	371	280	313 - 351=-38
DeAnn Brickner	126	66	9746	77	8.0	177	440	243	638	122 +4.57	414	333	351 - 378=-27
Michele Daily	132	61	9420	71	17.0	168	454	231	637	133 -0.32	422	347	
Tammy Kutsch	162	34	9250	57	23.5	219	564	256	675	161 +1.28	530	469	497 - 486=11
Rebecca McPherson	185	13	3708	20	9.0	257	665	278	728		570	546	

Temporary Substitutes

<u>Name</u>	<u>Ave</u>	<u>HDCP</u>	<u>Pins</u>	<u>Gms</u>	<u>Points Won</u>	<u>High Game</u>	<u>High Sers</u>	<u>HDCP Game</u>	<u>HDCP Sers</u>	<u>Most Improved Ave +/-</u>	<u>To Raise Avg +1</u>	<u>To Drop Avg -1</u>	<u>Weekly Over Ave Series Ave +/-</u>
Kristi Gruhn	143	51	430	3	2.0	178	430	229	583		434	427	
Angie Hauserman	141	53	8901	63	18.0	199	522	252	684	141 +0.29	471	404	

High Individual Match Points

28.5	Nicole Mulroney	19	Emilie Alonso	18	Wanda Westphalen	18	Gala Sesna
17	Michele Daily	17	Karen Lopez	16	Jacqui Moore	16	Barb Farber
16	Bev Walton	15	Etha Griffin	11	Sue Janssen	11	Carol Fenstermacher

Individual High Averages

176.10	Nicole Mulroney	149.21	Karen Lopez	148.67	Wanda Westphalen	144.00	Gala Sesna
143.63	Barb Farber	142.06	Bev Walton	132.68	Michele Daily	130.33	Sue Janssen
126.57	DeAnn Brickner	126.26	Linda Johnson	124.56	Emilie Alonso	124.52	Jacqui Moore

Most Improved Average

108 to 120.78 = +12.78	Etha Griffin	135 to 144.00 = +9.00	Gala Sesna	141 to 149.21 = +8.21	Karen Lopez
168 to 176.10 = +8.10	Nicole Mulroney	134 to 142.06 = +8.06	Bev Walton	118 to 124.52 = +6.52	Jacqui Moore

Most Un-Improved Averages

162 to 143.63 = -18.37	Barb Farber	153 to 147.23 = -5.77	Deb Hatcher	183 to 180.00 = -3.00	Krista Wiester
133 to 130.33 = -2.67	Sue Janssen	107 to 104.92 = -2.08	Macy Stoner	136 to 135.14 = -0.86	Peg Hickman

Big Apple Fun Center Reprint of Scores -- Week 30

Lane 7 2 - Turner Body Shop Week 30 4/12/2019

Name	Old	Old	HDCP				
	Ave	HDCP	-1-	-2-	-3-	Total	Total
Beth A. Carr	139	54	122	131	148	401	563
Wanda M. Westphalen	148	46	164	134	142	440	578
Nicole J. Mulrone	175	22	187	197	173	557	623
Krista K. Wiester	179	18	150	224	190	564	618
			====	====	====	====	====
Scratch Total			623	686	653	1962	1962
Handicap			140	140	140		420
Total			763	826	793	1962	2382
Team Points Won			0.0	1.0	1.0	2.0	2.0
Match Points Won			0.0	0.0	0.0	4.0	4.0
Total Points Won			0.0	1.0	1.0	6.0	6.0

Lane 8 3 - Tooth Fairy Week 30 4/12/2019

Name	Old	Old	HDCP				
	Ave	HDCP	-1-	-2-	-3-	Total	Total
Etha J. Griffin	119	72	178	134	126	438	654
Eileen M. McLaughlin	136	57	140	127	132	399	570
Bev Walton	141	53	176	159	120	455	614
Cindy Gibbons	150	45	163	147	132	442	577
			====	====	====	====	====
Scratch Total			657	567	510	1734	1734
Handicap			227	227	227		681
Total			884	794	737	1734	2415
Team Points Won			1.0	0.0	0.0	2.0	2.0
Match Points Won			0.0	0.0	0.0	1.0	1.0
Total Points Won			1.0	0.0	0.0	3.0	3.0

Lane 9 5 - Hilton's Pin Buster Week 30 4/12/2019

Name	Old	Old	HDCP				
	Ave	HDCP	-1-	-2-	-3-	Total	Total
Sue A. Janssen	130	63	124	112	141	377	566
Angie Hilton	135	58	158	136	129	423	597
Tammie J. Runions	137	56	97	104	126	327	495
Denise M. McNeel	153	42	a133	a133	a133	399	525
			====	====	====	====	====
Scratch Total			512	485	529	1526	1526
Handicap			219	219	219		657
Total			731	704	748	1526	2183
Team Points Won			1.0	0.0	0.0	1.0	1.0
Match Points Won			0.0	0.0	0.0	2.0	2.0
Total Points Won			1.0	0.0	0.0	3.0	3.0

Lane 10 6 - Kutsch Land & Cattle Week 30 4/12/2019

Name	Old	Old	HDCP				
	Ave	HDCP	-1-	-2-	-3-	Total	Total
Carol J. Fenstermacher	117	74	91	131	91	313	535
DeAnn M. Brickner	126	66	122	103	126	351	549
Michele R. Daily	131	62	a111	164	155	430	616
Tammy L. Kutsch	162	34	159	158	180	497	599
			====	====	====	====	====
Scratch Total			483	556	552	1591	1591
Handicap			236	236	236		708
Total			719	792	788	1591	2299
Team Points Won			0.0	1.0	1.0	3.0	3.0
Match Points Won			0.0	0.0	0.0	3.0	3.0
Total Points Won			0.0	1.0	1.0	6.0	6.0

Lane 11 1 - Versatile Roofing Week 30 4/12/2019

Name	Old	Old	HDCP				
	Ave	HDCP	-1-	-2-	-3-	Total	Total
Sandy L. Hauver	77	110	82	102	69	253	583
Emilie E. Alonso	124	68	114	107	167	388	592
Barb Farber	142	52	143	150	185	478	634
Gala Z. Sesna	144	50	118	89	182	389	539
			====	====	====	====	====
Scratch Total			457	448	603	1508	1508
Handicap			280	280	280		840
Total			737	728	883	1508	2348
Team Points Won			0.0	0.0	1.0	2.0	2.0
Match Points Won			0.0	0.0	0.0	3.0	3.0
Total Points Won			0.0	0.0	1.0	5.0	5.0

Lane 12 4 - Goodfellows Paint & Body Week 30 4/12/2019

Name	Old	Old	HDCP				
	Ave	HDCP	-1-	-2-	-3-	Total	Total
Lisa M. Neuheisel	93	96	111	96	98	305	593
Macy K. Stoner	106	84	93	87	90	270	522
Paula E. Stoner	111	80	121	133	104	358	598
Jacqui J. Moore	123	69	141	134	148	423	630
			====	====	====	====	====
Scratch Total			466	450	440	1356	1356
Handicap			329	329	329		987
Total			795	779	769	1356	2343
Team Points Won			1.0	1.0	0.0	2.0	2.0
Match Points Won			0.0	0.0	0.0	2.0	2.0
Total Points Won			1.0	1.0	0.0	4.0	4.0

Friday 6:30 pm

Big Apple Fun Center

Match Points Won (This Week) -- Week 30

Lane 7 2 - Turner Body Shop

Name	Last Wk	Last Wk	HDCP	HDCP	HDCP	HDCP
	Won	Lost	-1-	-2-	-3-	Total
Beth A. Carr		1.0	176	185	202	563
Wanda M. Westphalen	1.0		210	180	188	578
Nicole J. Mulroney	1.0		209	219	195	623
Krista K. Wiester	2.0		168	242	208	618
Karen L. Lopez						0
Jacquie L. Slagle						0

Lane 8 3 - Tooth Fairy

Name	Last Wk	Last Wk	HDCP	HDCP	HDCP	HDCP
	Won	Lost	-1-	-2-	-3-	Total
Etha J. Griffin	1.0		250	206	198	654
Eileen M. McLaughlin		1.0	197	184	189	570
Bev Walton		1.0	229	212	173	614
Cindy Gibbons		1.0	208	192	177	577
Patty Isaacs						0

Lane 9 5 - Hilton's Pin Buster

Name	Last Wk	Last Wk	HDCP	HDCP	HDCP	HDCP
	Won	Lost	-1-	-2-	-3-	Total
Sue A. Janssen	1.0		187	175	204	566
Angie Hilton	1.0		216	194	187	597
Tammie J. Runions		1.0	153	160	182	495
Denise M. McNeel			a175	a175	a175	525
Kyla M. Kaslon						0
Linda K. Johnson						0
Bobbi M. Rasmussen						0

Lane 10 6 - Kutsch Land & Cattle

Name	Last Wk	Last Wk	HDCP	HDCP	HDCP	HDCP
	Won	Lost	-1-	-2-	-3-	Total
Carol J. Fenstermacher		1.0	165	205	165	535
DeAnn M. Brickner		1.0	188	169	192	549
Michele R. Daily	1.0		a173	226	217	616
Tammy L. Kutsch	2.0		193	192	214	599
Rebecca L. McPherson						0

Lane 11 1 - Versatile Roofing

Name	Last Wk	Last Wk	HDCP	HDCP	HDCP	HDCP
	Won	Lost	-1-	-2-	-3-	Total
Sandy L. Hauver		1.0	192	212	179	583
Emilie E. Alonso	1.0		182	175	235	592
Barb Farber	2.0		195	202	237	634
Gala Z. Sesna		1.0	168	139	232	539
Jaylene K. Bashore						0
Nicole A. Cool						0
Michelle L. Limbach						0

Lane 12 4 - Goodfellows Paint & Body

Name	Last Wk	Last Wk	HDCP	HDCP	HDCP	HDCP
	Won	Lost	-1-	-2-	-3-	Total
Lisa M. Neuheisel	1.0		207	192	194	593
Macy K. Stoner		1.0	177	171	174	522
Paula E. Stoner		1.0	201	213	184	598
Jacqui J. Moore	1.0		210	203	217	630
Rachel K. Brown						0
Peg Hickman						0
Deb Hatcher						0

Friday 6:30 pm

Big Apple Fun Center

Match Points Won (Total for Year)

Name	Ave	Gms	Points		%Won	Name	Ave	Gms	Points		%Won
			Won	Lost					Won	Lost	
Nicole J. Mulroney	176	81	28.5	11.0	72.15%	Carol J. Fenstermacher	116	87	11.0	18.0	37.93%
Tammy L. Kutsch	162	57	23.5	9.0	72.31%	Angela K. Hilton	136	51	11.0	8.0	57.89%
Emilie E. Alonso	124	81	19.0	9.0	67.86%	Linda K. Johnson	126	66	10.5	13.0	44.68%
Cynthia A. Gibbons	150	63	19.0	8.0	70.37%	Bobbi M. Rasmussen	137	51	9.0	10.0	47.37%
Wanda M. Westphalen	148	84	18.0	11.0	62.07%	Rebecca L. McPherson	185	20	9.0	3.0	75.00%
Angie C. Hauserman	141	63	18.0	6.0	75.00%	Tammie J. Runions	134	36	9.0	4.0	69.23%
Gala Z. Sesna	144	81	18.0	11.0	62.07%	Lisa M. Neuheisel	93	51	8.0	9.0	47.06%
Michele R. Daily	132	71	17.0	9.0	65.38%	Peggy A. Hickman	135	44	8.0	10.0	44.44%
Karen L. Lopez	149	72	17.0	8.0	68.00%	DeAnn M. Brickner	126	77	8.0	18.0	30.77%
Jacqui J. Moore	124	69	16.0	9.0	64.00%	Jacquie L. Slagle	155	18	8.0		100.00%
Barbara J. Farber	143	75	16.0	16.0	50.00%	Patricia A. Isaacs	108	51	7.0	10.0	41.18%
Beverly A. Walton	142	69	16.0	10.0	61.54%	Paula E. Stoner	112	51	6.0	11.0	35.29%
Etha J. Griffin	120	78	15.0	11.0	57.69%	Nicole A. Cool	154	24	6.0	5.0	54.55%
Krista K. Wiester	180	45	13.0	8.0	61.90%	Michelle L. Limbach	185	9	5.0		100.00%
Deb Hatcher	147	48	12.0	8.0	60.00%	Macy K. Stoner	104	39	4.0	9.0	30.77%
Denise M. McNeel	153	60	11.5	12.0	48.94%	Kyla M. Kaslon	117	9	3.0		100.00%
Sandy L. Hauver	78	61	11.0	10.0	52.38%	Kristina K. Gruhn	143	3	2.0		100.00%
Beth A. Carr	138	57	11.0	9.0	55.00%	Jaylene K. Bashore	128	3		1.0	0.00%
Eileen M. McLaughlin	136	63	11.0	10.0	52.38%	Rachel K. Brown	59	12		4.0	0.00%
Sue A. Janssen	130	81	11.0	17.0	39.29%						

Friday 6:30 pm

Big Apple Fun Center

Change in Average

Name	-----Old-----		Old	---Average Change---					Weekly Over Ave	
	Pins	Games	Ave	-1-	-2-	-3-	Total	New - Old	----> +/-	Series Ave +/-
Emilie E. Alonso	9701	78	124	114	107	167	388	124.56 - 124.37	= 0.18	388 - 372=16
Jaylene K. Bashore	386	3	128				0	128.67 - 128.67	= 0.00	
DeAnn M. Brickner	9395	74	126	122	103	126	351	126.57 - 126.96	= -0.39	351 - 378=-27
Rachel K. Brown	717	12	59				0	59.75 - 59.75	= 0.00	
Beth A. Carr	7519	54	139	122	131	148	401	138.95 - 139.24	= -0.29	401 - 417=-16
Nicole A. Cool	3699	24	154				0	154.13 - 154.13	= 0.00	
Michele R. Daily	9101	69	131	a111	164	155	430	132.68 - 131.90	= 0.78	
Barb Farber	10294	72	142	143	150	185	478	143.63 - 142.97	= 0.65	478 - 426=52
Carol J. Fenstermacher	9846	84	117	91	131	91	313	116.77 - 117.21	= -0.44	313 - 351=-38
Cindy Gibbons	9055	60	150	163	147	132	442	150.75 - 150.92	= -0.17	442 - 450=-8
Etha J. Griffin	8983	75	119	178	134	126	438	120.78 - 119.77	= 1.01	438 - 357=81
Kristi Gruhn	430	3	143				0	143.33 - 143.33	= 0.00	
Deb Hatcher	7067	48	147				0	147.23 - 147.23	= 0.00	
Angie C. Hauserman	8901	63	141				0	141.29 - 141.29	= 0.00	
Sandy L. Hauver	4517	58	77	82	102	69	253	78.20 - 77.88	= 0.32	253 - 231=22
Peg Hickman	5946	44	135				0	135.14 - 135.14	= 0.00	
Angie Hilton	6516	48	135	158	136	129	423	136.06 - 135.75	= 0.31	423 - 405=18
Patty Isaacs	5533	51	108				0	108.49 - 108.49	= 0.00	
Sue A. Janssen	10180	78	130	124	112	141	377	130.33 - 130.51	= -0.18	377 - 390=-13
Linda K. Johnson	8333	66	126				0	126.26 - 126.26	= 0.00	
Kyla M. Kaslon	1055	9bk	117				0	117.22 - 117.22	= 0.00	
Tammy L. Kutsch	8753	54	162	159	158	180	497	162.28 - 162.09	= 0.19	497 - 486=11
Michelle L. Limbach	1666	9	185				0	185.11 - 185.11	= 0.00	
Karen L. Lopez	10743	72	149				0	149.21 - 149.21	= 0.00	
Eileen M. McLaughlin	8181	60	136	140	127	132	399	136.19 - 136.35	= -0.16	399 - 408=-9
Denise M. McNeel	9184	60	153	a133	a133	a133	399	153.07 - 153.07	= 0.00	
Rebecca L. McPherson	3708	20	185				0	185.40 - 185.40	= 0.00	
Jacqui J. Moore	8169	66	123	141	134	148	423	124.52 - 123.77	= 0.75	423 - 369=54
Nicole J. Mulrone	13707	78	175	187	197	173	557	176.10 - 175.73	= 0.37	557 - 525=32
Lisa M. Neuheisel	4468	48	93	111	96	98	305	93.59 - 93.08	= 0.50	305 - 279=26
Bobbi M. Rasmussen	7029	51	137				0	137.82 - 137.82	= 0.00	
Tammie J. Runions	4528	33	137	97	104	126	327	134.86 - 137.21	= -2.35	327 - 411=-84
Gala Z. Sesna	11275	78	144	118	89	182	389	144.00 - 144.55	= -0.55	389 - 432=-43
Jacquie L. Slagle	2799	18	155				0	155.50 - 155.50	= 0.00	
Macy K. Stoner	3822	36	106	93	87	90	270	104.92 - 106.17	= -1.24	270 - 318=-48
Paula E. Stoner	5362	48	111	121	133	104	358	112.16 - 111.71	= 0.45	358 - 333=25
Bev Walton	9347	66	141	176	159	120	455	142.06 - 141.62	= 0.44	455 - 423=32
Wanda M. Westphalen	12048	81	148	164	134	142	440	148.67 - 148.74	= -0.07	440 - 444=-4

Name	-----Old-----		Old					---Average Change---			Weekly Over Ave
	Pins	Games	Ave	-1-	-2-	-3-	Total	New - Old	---> +/-	Series Ave +/-	
Krista K. Wiester	7536	42	179	150	224	190	564	180.00	- 179.43	= 0.57	564 - 537=27

Friday 6:30 pm

Big Apple Fun Center

High Average Listing

Name	True Average	Pins	Gms	To Raise Avg +1	To Drop Avg -1
Rebecca L. McPherson	185.40	3708	20	570	546
Michelle L. Limbach	185.11	1666	9	566	553
Krista K. Wiester	180.00	8100	45	588	539
Nicole J. Mulroney	176.10	14264	81	604	519
Tammy L. Kutsch	162.28	9250	57	530	469
Jacque L. Slagle	155.50	2799	18	477	455
Nicole A. Cool	154.13	3699	24	486	458
Denise M. McNeel	153.07	9184	60	518	454
Cynthia A. Gibbons	150.75	9497	63	469	402
Karen L. Lopez	149.21	10743	72	507	431
Wanda M. Westphalen	148.67	12488	84	475	387
Deb Hatcher	147.23	7067	48	481	429
Gala Z. Sesna	144.00	11664	81	516	431
Barbara J. Farber	143.63	10772	75	460	381
Kristina K. Gruhn	143.33	430	3	434	427
Beverly A. Walton	142.06	9802	69	494	421
Angie C. Hauserman	141.29	8901	63	471	404
Beth A. Carr	138.95	7920	57	420	359
Bobbi M. Rasmussen	137.82	7029	51	423	368
Eileen M. McLaughlin	136.19	8580	63	462	395
Angela K. Hilton	136.06	6939	51	459	404
Peggy A. Hickman	135.14	5946	44	446	398
Tammie J. Runions	134.86	4855	36	410	370
Michele R. Daily	132.68	9420	71	422	347
Sue A. Janssen	130.33	10557	81	447	362
Jaylene K. Bashore	128.67	386	3	388	381
DeAnn M. Brickner	126.57	9746	77	414	333
Linda K. Johnson	126.26	8333	66	430	360
Emilie E. Alonso	124.56	10089	81	411	326
Jacqui J. Moore	124.52	8592	69	408	335
Etha J. Griffin	120.78	9421	78	380	298
Kyla M. Kaslon	117.22	1055	9	361	348
Carol J. Fenstermacher	116.77	10159	87	371	280
Paula E. Stoner	112.16	5720	51	382	327
Patricia A. Isaacs	108.49	5533	51	353	298
Macy K. Stoner	104.92	4092	39	318	275
Lisa M. Neuheisel	93.59	4773	51	303	248
Sandy L. Hauver	78.20	4770	61	286	221
Rachel K. Brown	59.75	717	12	183	167

Friday 6:30 pm

Big Apple Fun Center

Most Pins Over Average

Name	-----Old-----		Old Ave	-1- -2- -3-			Total	---Average Change---			Weekly Over Ave Series Ave +/-
	Pins	Games		-1-	-2-	-3-		New - Old	----> +/-		
Etha J. Griffin	8983	75	119	178	134	126	438	120.78	- 119.77	= 1.01	438 - 357=81
Jacqui J. Moore	8169	66	123	141	134	148	423	124.52	- 123.77	= 0.75	423 - 369=54
Barb Farber	10294	72	142	143	150	185	478	143.63	- 142.97	= 0.65	478 - 426=52
Nicole J. Mulroney	13707	78	175	187	197	173	557	176.10	- 175.73	= 0.37	557 - 525=32
Bev Walton	9347	66	141	176	159	120	455	142.06	- 141.62	= 0.44	455 - 423=32
Krista K. Wiester	7536	42	179	150	224	190	564	180.00	- 179.43	= 0.57	564 - 537=27
Lisa M. Neuheisel	4468	48	93	111	96	98	305	93.59	- 93.08	= 0.50	305 - 279=26
Paula E. Stoner	5362	48	111	121	133	104	358	112.16	- 111.71	= 0.45	358 - 333=25
Sandy L. Hauver	4517	58	77	82	102	69	253	78.20	- 77.88	= 0.32	253 - 231=22
Angie Hilton	6516	48	135	158	136	129	423	136.06	- 135.75	= 0.31	423 - 405=18
Emilie E. Alonso	9701	78	124	114	107	167	388	124.56	- 124.37	= 0.18	388 - 372=16
Tammy L. Kutsch	8753	54	162	159	158	180	497	162.28	- 162.09	= 0.19	497 - 486=11
Wanda M. Westphalen	12048	81	148	164	134	142	440	148.67	- 148.74	= -0.07	440 - 444=-4
Cindy Gibbons	9055	60	150	163	147	132	442	150.75	- 150.92	= -0.17	442 - 450=-8
Eileen M. McLaughlin	8181	60	136	140	127	132	399	136.19	- 136.35	= -0.16	399 - 408=-9
Sue A. Janssen	10180	78	130	124	112	141	377	130.33	- 130.51	= -0.18	377 - 390=-13
Beth A. Carr	7519	54	139	122	131	148	401	138.95	- 139.24	= -0.29	401 - 417=-16
DeAnn M. Brickner	9395	74	126	122	103	126	351	126.57	- 126.96	= -0.39	351 - 378=-27
Carol J. Fenstermacher	9846	84	117	91	131	91	313	116.77	- 117.21	= -0.44	313 - 351=-38
Gala Z. Sesna	11275	78	144	118	89	182	389	144.00	- 144.55	= -0.55	389 - 432=-43
Macy K. Stoner	3822	36	106	93	87	90	270	104.92	- 106.17	= -1.24	270 - 318=-48
Tammie J. Runions	4528	33	137	97	104	126	327	134.86	- 137.21	= -2.35	327 - 411=-84

Friday 6:30 pm

Big Apple Fun Center

Alphabetic League Bowler Contact List

USBC					Bowling	
ID Number	Name	Phone	Phone	E-mail	Hand	Sex
4132-1518	Alonso, Emilie E.	(308)233-1704	() - -		R	W
4132-949	Bashore, Jaylene K.	(308)236-5262	(308)440-1405		R	W
4132-1016	Brickner, DeAnn M.	(308)627-8061	() - -	deannbrickner@gmail.com	R	W
9726-4126	Brown, Rachel K.	(308)233-1318	() - -	scoobygirl75@hotmail.com	R	W
4132-45	Carr, Beth A.	(308)293-1455	() - -	bacarr63@yahoo.com	R	W
11-35367	Cool, Nicole A.	(308)627-4033	() - -	nicole.cool427@hotmail.com	R	W
4132-19	Daily, Michele R.	(308)627-3446	() - -	rockhoundcj7@yahoo.com	R	W
4132-359	Farber, Barbara "Barb" J.	(308)440-9187	(308)826-2715	mbfarbz@gmail.com	R	W
4132-1123	Fenstermacher, Carol J.	(308)236-9018	() - -	cfenster11@outlook.com	R	W
4132-135	Gibbons, Cynthia "Cindy" A.	(308)238-1296	() - -	cynthiagibbons3@gmail.com	R	W
4132-6	Griffin, Etha J.	(308)468-6257	(308)627-5158	ethagrif@hotmail.com	R	W
4128-138	Gruhn, Kristina "Kristi" K.	(308)991-7742	() - -	kristi2pr@gmail.com	L	W
4132-13	Hatcher, Deb	(308)383-5868	() - -	debhatcher@hotmail.com	R	W
4132-100	Hauserman, Angie C.	(308)234-9280	() - -		R	W
4132-1150	Hauver, Sandy L.	(308)627-5608	() - -		R	W
4132-357	Hickman, Peggy "Peg" A.	(308)832-5984	() - -	horselover1348@hotmail.com	R	W
4132-615	Hilton, Angela "Angie" K.	(308)440-2233	() - -	akhilton5668@yahoo.com	R	W
4132-1443	Isaacs, Patricia "Patty" A.	(308)240-9843	() - -	Patty165@outlook.com	R	W
4132-14	Janssen, Sue A.	(308)627-5609	() - -	suejanssen@hotmail.com	R	W
4132-273	Johnson, Linda K.	(308)627-1720	() - -	lkcolyer@charter.net	R	W
4132-1534	Kaslon, Kyla M.	(308)830-9830	() - -		R	W
4137-1786	Kutsch, Tammy L.	(308)293-7564	() - -	tlkutsch356@aol.com	R	W
4132-94	Limbach, Michelle L.	(308)627-5811	() - -	mickibach@yahoo.com	R	W
4132-372	Lopez, Karen L.	(308)237-3804	() - -	kllopez61@gmail.com	R	W
4132-369	McLaughlin, Eileen M.	(308)440-5133	() - -	elewison53@aol.com	R	W
4132-374	McNeel, Denise M.	(308)382-5006	() - -	dmmcneel@gmail.com	R	W
6197-339	McPherson, Rebecca L.	(402)984-0342	() - -	rebecca.konate@outlook.com	R	W
4132-1466	Moore, Jacqui J.	(308)627-8414	() - -	jacquidylan@yahoo.com	R	W
4132-647	Mulroney, Nicole J.	(308)440-4799	() - -		R	W
18-1926	Neuheisel, Lisa M.	(308)440-8873	() - -	lneuheisel@msn.com	R	W
4132-503	Rasmussen, Bobbi M.	(308)293-2161	() - -	bobbi_bowl@yahoo.com	R	W
4132-773	Runions, Tammie J.	(308)440-1478	() - -	tammierunions@gmail.com	R	W
4132-360	Sesna, Gala Z.	(308)293-5439	() - -		R	W
4132-42	Slagle, Jacquie L.	(308)233-2584	() - -	jacquieslagle@hotmail.com	R	W
4132-1407	Stoner, Macy K.	(308)440-2313	() - -	pstoner61@gmail.com	R	W
4132-1314	Stoner, Paula E.	(308)440-2313	() - -	pstoner61@gmail.com	R	W
4132-1	Walton, Beverly "Bev" A.	(308)234-3987	(308)440-0064		R	W
4132-373	Westphalen, Wanda M.	(308)237-5056	(308)224-9862	wandawestphalen@hotmail.com	R	W
8092-36738	Wiester, Krista K.	(402)677-7680	() - -	wiesterk@hotmail.com	R	W

Big Apple Fun Center

This report is for scores bowled April 12 which is Week 30 of 30

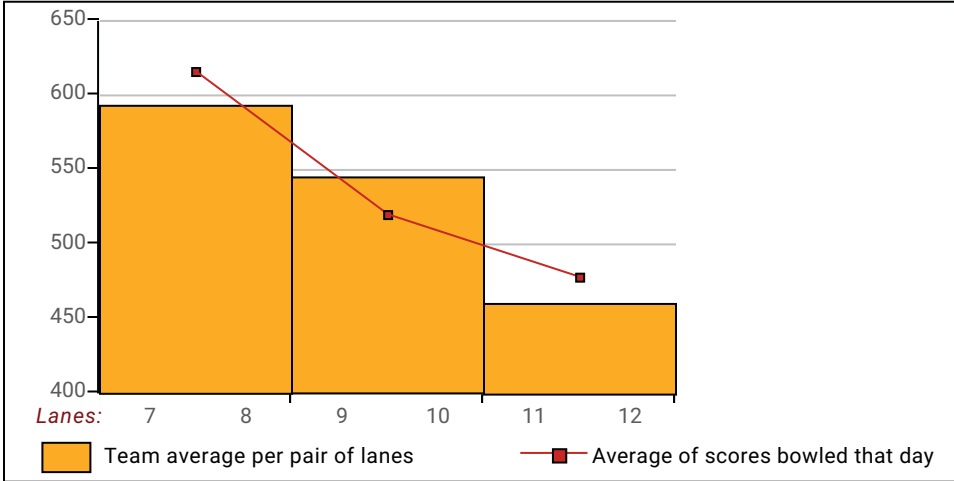
This Week's Statistics: Lefties vs Righties

Unless designated left handed, bowlers are considered right handed.

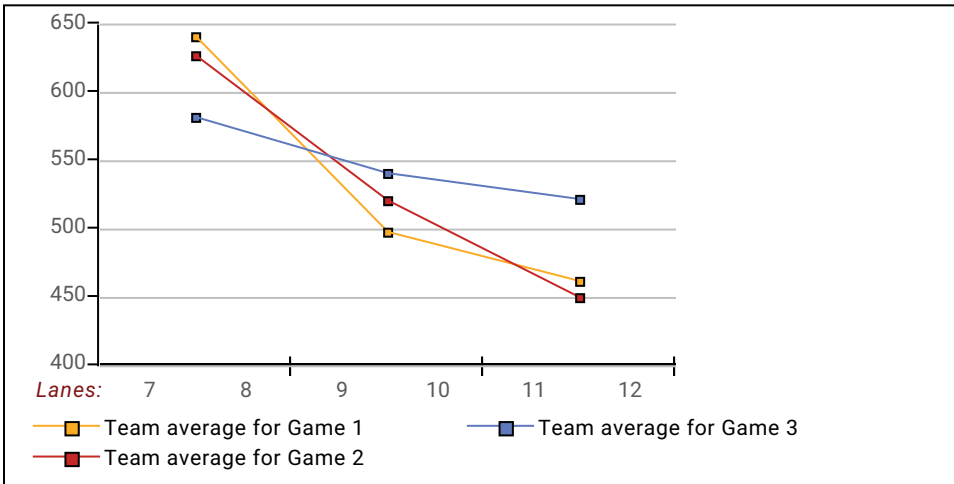
	Over All	Right	Left
How many people bowled	23	23	0
Number of games bowled	68	68	0
Actual average of week's scores	134.81	134.81	0.00
How many games above average	35	35	0
How many games below average	32	32	0
Pins above/below average per game	2.40	2.40	0.00
How many people raised average	13	13	--
by this amount	0.50	0.50	0.00
How many people went down	10	10	--
by this amount	-0.59	-0.59	0.00
League average before bowling	132.95	132.95	0.00
League average after bowling	132.98	132.98	0.00
Change in league average	0.03	0.03	0.00
800s	--	--	--
775s	--	--	--
750s	--	--	--
725s	--	--	--
700s	--	--	--
675s	--	--	--
650s	--	--	--
625s	--	--	--
600s	--	--	--
575s	--	--	--
550s	2	2	--
525s	--	--	--
500s	--	--	--
475s	2	2	--
450s	1	1	--
425s	4	4	--
400s	3	3	--
below 400	11	11	--
300s	--	--	--
275s	--	--	--
250s	--	--	--
225s	--	--	--
200s	1	1	--
175s	8	8	--
150s	12	12	--
125s	22	22	--
100s	14	14	--
below 100	11	11	--

This report is for scores bowled April 12 which is Week 30 of 30

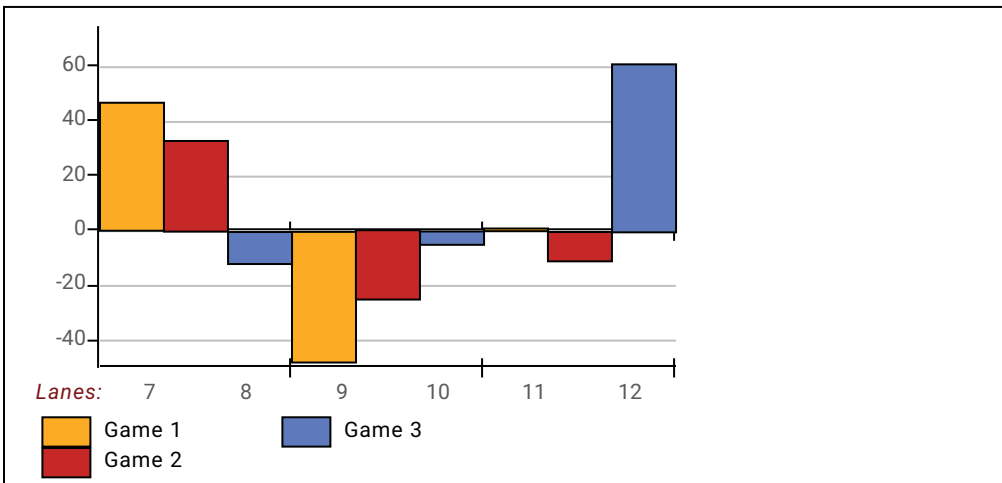
Team Average vs Ave of Scores



Average of Scores for Each Game

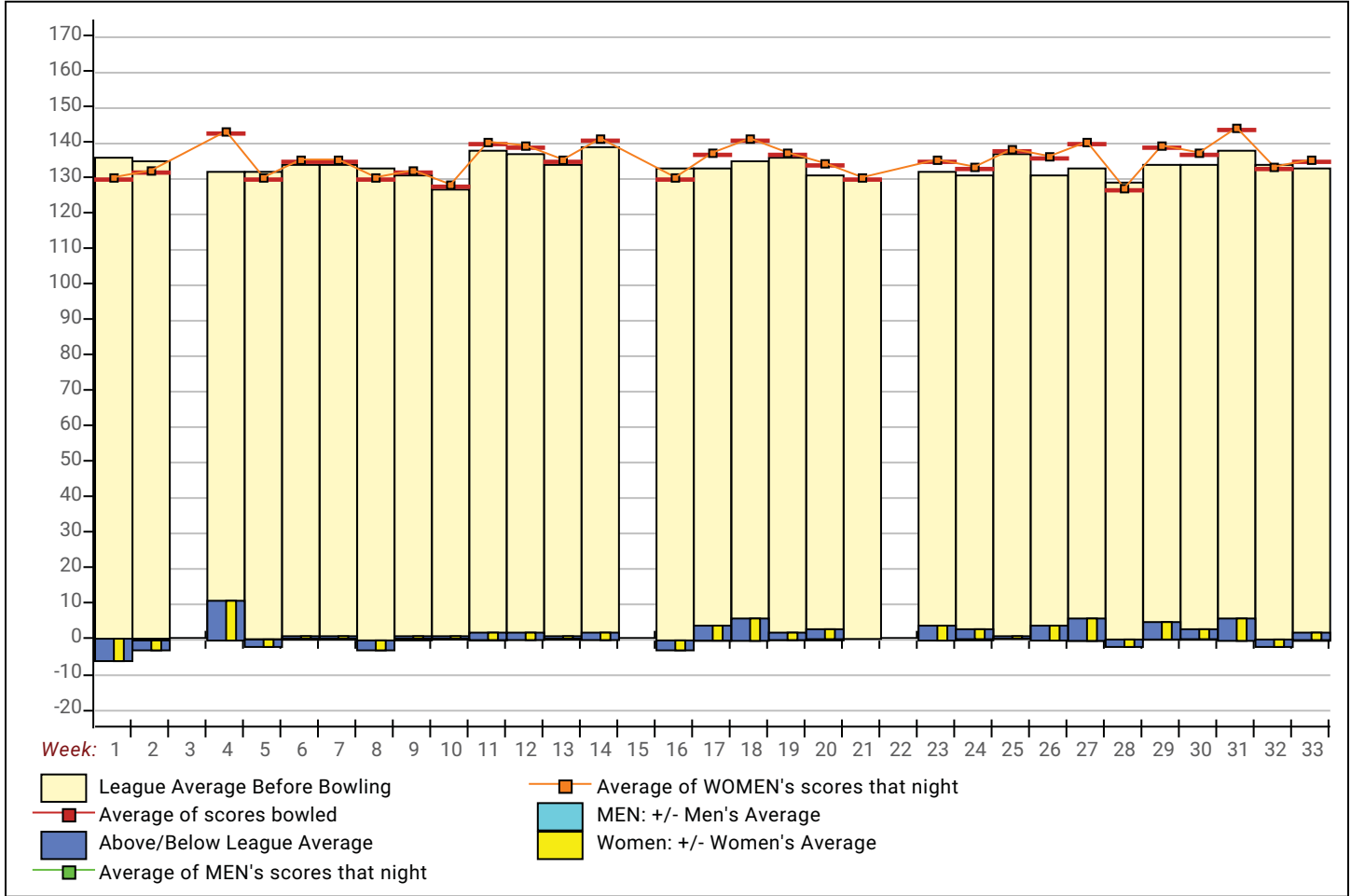


Amount Over/Under Team Average



This report is for scores bowled April 12 which is Week 30 of 30

League Average Week-by-Week



League Average Statistics for Last Week

	League	Right Hand	Left Hand
League Average Before Bowling	132.95	132.95	
Average of scores bowled that night	134.81	134.81	
New League Average After Bowling	132.98	132.98	
Change in League Average	.03	.03	
People Who Bowled Over Average	13	13	
People Who Bowled Under Average	10	10	
Average Amount of Series Over Avg	43.38	43.38	
Average Amount of Series Under Avg	-29.00	-29.00	
Difference Avg, NiteAvg	2.40	2.40	
Number of Bowlers	23	23	
Number of Games Bowled	68	68	
People Who Raised Their Average	13	13	
Raised By an Average of This Amount	.50	.50	
People Who Lowered Their Average	10	10	
Lowered By an Average of This Amou	-.59	-.59	
Number of Games Bowled Over Avera	35	35	
Number of Games Bowled Under Avera	32	32	

Note: Averages are based only on people who bowled.

If you have questions, please contact

Tammy Kutsch (308)293-7564 1050 Road West 40, Brule, NE 69127
 Send E-mail to: tlkutsch356@aol.com

Note: This report includes information through April 12 which is Week 30 of 30

Awards Earned This Week

<u>Name</u>	<u>USBC ID Number</u>	<u>Award Average</u>	<u>Award Games</u>	<u>G1</u>	<u>G2</u>	<u>G3</u>	<u>Series</u>	<u>Award Score</u>	<u>Award Received</u>
Etha J. Griffin	4132-6 USBC	119	75	178	134	126	438	438	400 Series (Local Assoc. Awards)
	4132-6 USBC	119	75	178	134	126	438	178	175 Game (Local Assoc. Awards)

Friday 6:30 pm

Big Apple Fun Center

Lanes 7 - 12

Team Standings

Place	Team Name	Points	Points	Year-To-Date	Y-T-D
		Won	Lost	WON	LOST
1	Turner Body Shop	84½	50½	169½	100½
2	Tooth Fairy	74½	60½	148½	121½
3	Kutsch Land & Cattle	71½	63½	130½	139½
4	Hilton's Pin Buster	70½	64½	119½	150½
5	Versatile Roofing	70	65	146	124
6	Goodfellows Paint & Body	34	101	96	174

*** Although not shown, standings are determined by points only for the current part

Last Week's Top Scores

Scratch Game		Scratch Series		Handicap Game		Handicap Series	
224	Krista Wiester	564	Krista Wiester	250	Etha Griffin	654	Etha Griffin
197	Nicole Mulrone	557	Nicole Mulrone	242	Krista Wiester	634	Barb Farber
185	Barb Farber	497	Tammy Kutsch	237	Barb Farber	630	Jacqui Moore
182	Gala Sesna	478	Barb Farber	235	Emilie Alonso	623	Nicole Mulrone
180	Tammy Kutsch	455	Bev Walton	232	Gala Sesna	618	Krista Wiester
178	Etha Griffin	442	Cindy Gibbons	229	Bev Walton	614	Bev Walton
176	Bev Walton	440	Wanda Westphalen	226	Michele Daily	599	Tammy Kutsch
167	Emilie Alonso	438	Etha Griffin	219	Nicole Mulrone	598	Paula Stoner
164	Wanda Westphalen	423	Jacqui Moore	217	Jacqui Moore	597	Angie Hilton
164	Michele Daily	423	Angie Hilton	216	Angie Hilton	593	Lisa Neuheisel

Pinette League 2nd Place Playoff

Friday 6:30 pm

Big Apple Fun Center

President: Sue Janssen (308)627-5609

Secretary/Treasurer: Tammy Kutsch (308)293-7564

Team Standings

Place	#	Team Name	Points Won	Points Lost	%Won	Pins + HDCP	Scratch Pins	Ave p/gm
1	1	Versatile Roofing	7	2	77.8	71679	47852	514
2	3	Tooth Fairy	2	7	22.2	72992	49289	529

Review of Last Week's Bowling.....

Lanes	Team Name	HDCP -1-	HDCP -2-	HDCP -3-	HDCP Total	Last Wk WON		Team Name	HDCP -1-	HDCP -2-	HDCP -3-	HDCP Total	Last Wk WON
5-6	Versatile Roofing	868	778	835	2481	7	<-->	Tooth Fairy	782	769	847	2398	2

Thanks for bowling! We hope you had a good time. See you next season!

Last Week's Top Scores

Team Scratch Game		Team Scratch Series		Team Handicap Game		Team Handicap Series	
590	Versatile Roofing	1647	Versatile Roofing	868	Versatile Roofing	2481	Versatile Roofing
584	Tooth Fairy	1609	Tooth Fairy	847	Tooth Fairy	2398	Tooth Fairy
Scratch Game		Scratch Series		Handicap Game		Handicap Series	
179	Gala Sesna	512	Gala Sesna	239	Emilie Alonso	662	Gala Sesna
171	Emilie Alonso	442	Bev Walton	229	Gala Sesna	642	Emilie Alonso
167	Eileen McLaughlin	438	Emilie Alonso	224	Eileen McLaughlin	617	Etha Griffin
159	Bev Walton	437	Barb Farber	218	Etha Griffin	600	Eileen McLaughlin
158	Barb Farber	429	Eileen McLaughlin	212	Sandy Hauver	598	Bev Walton
146	Etha Griffin	401	Etha Griffin	212	Patty Isaacs	590	Barb Farber
130	Patty Isaacs	337	Patty Isaacs	211	Bev Walton	587	Sandy Hauver
103	Sandy Hauver	260	Sandy Hauver	209	Barb Farber	583	Patty Isaacs

Season High Scores

Team Scratch Game		Team Scratch Series		Team Handicap Game		Team Handicap Series	
749	Turner Body Shop	2090	Turner Body Shop	896	Turner Body Shop	2531	Turner Body Shop
657	Tooth Fairy	1881	Kutsch Land & Cattle	884	Tooth Fairy	2508	Tooth Fairy
650	Kutsch Land & Cattle	1813	Versatile Roofing	883	Versatile Roofing	2481	Versatile Roofing
643	Versatile Roofing	1811	Tooth Fairy	870	Kutsch Land & Cattle	2479	Hilton's Pin Buster
633	Hilton's Pin Buster	1799	Hilton's Pin Buster	861	Hilton's Pin Buster	2478	Kutsch Land & Catt
590	Goodfellows Paint & Body	1655	Goodfellows Paint & Body	860	Goodfellows Paint & Body	2394	Goodfellows Paint
Scratch Game		Scratch Series		Handicap Game		Handicap Series	
235	Nicole Mulroney	603	Nicole Mulroney	264	Barb Farber	710	Linda Johnson
231	Barb Farber	550	Barb Farber	261	Etha Griffin	693	Etha Griffin
204	Wanda Westphalen	540	Karen Lopez	259	Nicole Mulroney	684	Karen Lopez
198	Karen Lopez	517	Wanda Westphalen	258	Linda Johnson	672	Nicole Mulroney
190	Sue Janssen	512	Gala Sesna	255	Wanda Westphalen	662	Gala Sesna
185	Etha Griffin	484	Bev Walton	253	Sue Janssen	661	Sue Janssen
182	Gala Sesna	479	Linda Johnson	250	Jacqui Moore	658	Wanda Westphalen
181	Linda Johnson	472	Sue Janssen	249	Emilie Alonso	650	Bev Walton
178	Emilie Alonso	465	Etha Griffin	246	Karen Lopez	649	Barb Farber
178	Bev Walton	454	Michele Daily	243	DeAnn Brickner	642	Emilie Alonso

Team Rosters**1 - Versatile Roofing**

<u>Name</u>	<u>Ave</u>	<u>HDCP</u>	<u>Pins</u>	<u>Gms</u>	<u>Points Won</u>	<u>High Game</u>	<u>High Sers</u>	<u>HDCP Game</u>	<u>HDCP Sers</u>	<u>Most Improved Ave +/-</u>	<u>To Raise Avg +1</u>	<u>To Drop Avg -1</u>	<u>Weekly Over Ave Series Ave +/-</u>
Sandy Hauver	78	109	5030	64	12.0	107	287	220	623	74 +4.59	263	195	260 - 234=26
Emilie Alonso	125	67	10527	84	20.0	178	438	249	642	124 +1.32	435	347	438 - 372=66
Jaylene Bashore	128	64	386	3		133	386	197	578		388	381	
Barb Farber	143	51	11209	78	16.0	231	550	264	649	162 -18.29	455	373	437 - 429=8
Gala Sesna	144	50	12176	84	20.0	182	512	234	662	135 +9.95	439	351	512 - 432=80
Nicole Cool	154	41	3699	24	6.0	211	510	255	642	151 +3.13	486	458	
Michelle Limbach	185	13	1666	9	5.0	225	563	243	617		566	553	

2 - Turner Body Shop

<u>Name</u>	<u>Ave</u>	<u>HDCP</u>	<u>Pins</u>	<u>Gms</u>	<u>Points Won</u>	<u>High Game</u>	<u>High Sers</u>	<u>HDCP Game</u>	<u>HDCP Sers</u>	<u>Most Improved Ave +/-</u>	<u>To Raise Avg +1</u>	<u>To Drop Avg -1</u>	<u>Weekly Over Ave Series Ave +/-</u>
Beth Carr	138	55	7920	57	11.0	203	495	258	660	138 +0.95	420	359	
Wanda Westphalen	148	46	12488	84	18.0	204	517	255	658	143 +5.67	475	387	
Karen Lopez	149	45	10743	72	17.0	198	540	246	684	141 +8.21	507	431	
Jacquie Slagle	155	40	2799	18	8.0	183	503	230	644		477	455	
Nicole Mulrony	176	21	14264	81	28.5	235	603	259	672	168 +8.10	604	519	
Krista Wiester	180	18	8100	45	13.0	245	646	263	700	183 -3.00	588	539	

3 - Tooth Fairy

<u>Name</u>	<u>Ave</u>	<u>HDCP</u>	<u>Pins</u>	<u>Gms</u>	<u>Points Won</u>	<u>High Game</u>	<u>High Sers</u>	<u>HDCP Game</u>	<u>HDCP Sers</u>	<u>Most Improved Ave +/-</u>	<u>To Raise Avg +1</u>	<u>To Drop Avg -1</u>	<u>Weekly Over Ave Series Ave +/-</u>
Patty Isaacs	108	82	5870	54	7.0	146	396	231	651	106 +2.70	343	285	337 - 324=13
Etha Griffin	121	71	9822	81	15.0	185	465	261	693	108 +13.26	426	341	401 - 360=41
Eileen McLaughlin	136	57	9009	66	12.0	175	457	230	631	132 +4.50	444	374	429 - 408=21
Bev Walton	142	52	10244	72	16.0	178	484	241	650	134 +8.28	481	405	442 - 426=16
Cindy Gibbons	150	45	9497	63	19.0	197	531	244	678	145 +5.75	469	402	

4 - Goodfellows Paint & Body

<u>Name</u>	<u>Ave</u>	<u>HDCP</u>	<u>Pins</u>	<u>Gms</u>	<u>Points Won</u>	<u>High Game</u>	<u>High Sers</u>	<u>HDCP Game</u>	<u>HDCP Sers</u>	<u>Most Improved Ave +/-</u>	<u>To Raise Avg +1</u>	<u>To Drop Avg -1</u>	<u>Weekly Over Ave Series Ave +/-</u>
Rachel Brown	59	126	717	12		89	222	219	612		183	167	
Lisa Neuheisel	93	96	4773	51	8.0	122	328	219	619	90 +3.59	303	248	
Macy Stoner	104	86	4092	39	4.0	145	370	235	640	107 -2.08	318	275	
Paula Stoner	112	79	5720	51	6.0	177	402	258	645	111 +1.16	382	327	
Jacqui Moore	124	68	8592	69	16.0	175	423	250	630	118 +6.52	408	335	
Peg Hickman	135	58	5946	44	8.0	201	473	263	659	136 -0.86	446	398	
Deb Hatcher	147	47	7067	48	12.0	203	503	245	629	153 -5.77	481	429	

5 - Hilton's Pin Buster

<u>Name</u>	<u>Ave</u>	<u>HDCP</u>	<u>Pins</u>	<u>Gms</u>	<u>Points Won</u>	<u>High Game</u>	<u>High Sers</u>	<u>HDCP Game</u>	<u>HDCP Sers</u>	<u>Most Improved Ave +/-</u>	<u>To Raise Avg +1</u>	<u>To Drop Avg -1</u>	<u>Weekly Over Ave Series Ave +/-</u>
Kyla Kaslon	117	74	1055	9	3.0	143	363	224	606		361	348	
Linda Johnson	126	66	8333	66	10.5	181	479	258	710	127 -0.74	430	360	
Sue Janssen	130	63	10557	81	11.0	190	472	253	661	133 -2.67	447	362	
Tammie Runions	134	59	4855	36	9.0	169	476	233	667	131 +3.86	410	370	
Angie Hilton	136	57	6939	51	11.0	177	439	239	625	135 +1.06	459	404	
Bobbi Rasmussen	137	56	7029	51	9.0	204	500	263	674	134 +3.82	423	368	
Denise McNeel	153	42	9184	60	11.5	218	537	263	656	152 +1.07	518	454	

6 - Kutsch Land & Cattle

<u>Name</u>	<u>Ave</u>	<u>HDCP</u>	<u>Pins</u>	<u>Gms</u>	<u>Points Won</u>	<u>High Game</u>	<u>High Sers</u>	<u>HDCP Game</u>	<u>HDCP Sers</u>	<u>Most Improved Ave +/-</u>	<u>To Raise Avg +1</u>	<u>To Drop Avg -1</u>	<u>Weekly Over Ave Series Ave +/-</u>
Carol Fenstermacher	116	75	10159	87	11.0	155	417	232	639	114 +2.77	371	280	
DeAnn Brickner	126	66	9746	77	8.0	177	440	243	638	122 +4.57	414	333	
Michele Daily	132	61	9420	71	17.0	168	454	231	637	133 -0.32	422	347	
Tammy Kutsch	162	34	9250	57	23.5	219	564	256	675	161 +1.28	530	469	
Rebecca McPherson	185	13	3708	20	9.0	257	665	278	728		570	546	

Temporary Substitutes

<u>Name</u>	<u>Ave</u>	<u>HDCP</u>	<u>Pins</u>	<u>Gms</u>	<u>Points Won</u>	<u>High Game</u>	<u>High Sers</u>	<u>HDCP Game</u>	<u>HDCP Sers</u>	<u>Most Improved Ave +/-</u>	<u>To Raise Avg +1</u>	<u>To Drop Avg -1</u>	<u>Weekly Over Ave Series Ave +/-</u>
Kristi Gruhn	143	51	430	3	2.0	178	430	229	583		434	427	
Angie Hauserman	141	53	8901	63	18.0	199	522	252	684	141 +0.29	471	404	

High Individual Match Points

28.5	Nicole Mulroney	20	Emilie Alonso	20	Gala Sesna	18	Wanda Westphalen
17	Michele Daily	17	Karen Lopez	16	Jacqui Moore	16	Barb Farber
16	Bev Walton	15	Etha Griffin	11	Sue Janssen	11	Carol Fenstermacher

Individual High Averages

176.10	Nicole Mulroney	149.21	Karen Lopez	148.67	Wanda Westphalen	144.95	Gala Sesna
143.71	Barb Farber	142.28	Bev Walton	132.68	Michele Daily	130.33	Sue Janssen
126.57	DeAnn Brickner	126.26	Linda Johnson	125.32	Emilie Alonso	124.52	Jacqui Moore

Most Improved Average

108 to 121.26 = +13.26	Etha Griffin	135 to 144.95 = +9.95	Gala Sesna	134 to 142.28 = +8.28	Bev Walton
141 to 149.21 = +8.21	Karen Lopez	168 to 176.10 = +8.10	Nicole Mulroney	118 to 124.52 = +6.52	Jacqui Moore

Most Un-Improved Averages

162 to 143.71 = -18.29	Barb Farber	153 to 147.23 = -5.77	Deb Hatcher	183 to 180.00 = -3.00	Krista Wiester
133 to 130.33 = -2.67	Sue Janssen	107 to 104.92 = -2.08	Macy Stoner	136 to 135.14 = -0.86	Peg Hickman

Pinette League 2nd Place Playoff

Big Apple Fun Center Reprint of Scores

Lane 5 1 - Versatile Roofing

Name	Old Ave	Old HDCP	-1-	-2-	-3-	Total	HDCP Total
Sandy L. Hauver	78	109	103	85	72	260	587
Emilie E. Alonso	124	68	157	110	171	438	642
Barb Farber	143	51	151	128	158	437	590
Gala Z. Sesna	144	50	179	177	156	512	662
			====	====	====	====	====
Scratch Total			590	500	557	1647	1647
Handicap			278	278	278		834
Total			868	778	835	1647	2481
Team Points Won			1.0	1.0	0.0	3.0	3.0
Match Points Won			0.0	0.0	0.0	4.0	4.0
Total Points Won			1.0	1.0	0.0	7.0	7.0

Lane 6 3 - Tooth Fairy

Name	Old Ave	Old HDCP	-1-	-2-	-3-	Total	HDCP Total
Patty Isaacs	108	82	130	95	112	337	583
Etha J. Griffin	120	72	114	141	146	401	617
Eileen M. McLaughlin	136	57	147	115	167	429	600
Bev Walton	142	52	128	155	159	442	598
			====	====	====	====	====
Scratch Total			519	506	584	1609	1609
Handicap			263	263	263		789
Total			782	769	847	1609	2398
Team Points Won			0.0	0.0	1.0	1.0	1.0
Match Points Won			0.0	0.0	0.0	1.0	1.0
Total Points Won			0.0	0.0	1.0	2.0	2.0

Pinette League 2nd Place Playoff

Friday 6:30 pm

Big Apple Fun Center

Match Points Won (This Week)

Lane 5 1 - Versatile Roofing

Name	Last Wk Won	Last Wk Lost	HDCP -1-	HDCP -2-	HDCP -3-	HDCP Total
Sandy L. Hauver	1.0		212	194	181	587
Emilie E. Alonso	1.0		225	178	239	642
Barb Farber		1.0	202	179	209	590
Gala Z. Sesna	2.0		229	227	206	662

Lane 6 3 - Tooth Fairy

Name	Last Wk Won	Last Wk Lost	HDCP -1-	HDCP -2-	HDCP -3-	HDCP Total
Patty Isaacs		1.0	212	177	194	583
Etha J. Griffin		1.0	186	213	218	617
Eileen M. McLaughlin	1.0		204	172	224	600
Bev Walton		1.0	180	207	211	598

Pinette League 2nd Place Playoff

Friday 6:30 pm

Big Apple Fun Center Match Points Won (Total for Year)

Name	Ave	Gms	Points		%Won	Name	Ave	Gms	Points		%Won
			Won	Lost					Won	Lost	
Nicole J. Mulroney	176	81	28.5	11.0	72.15%	Carol J. Fenstermacher	116	87	11.0	18.0	37.93%
Tammy L. Kutsch	162	57	23.5	9.0	72.31%	Angela K. Hilton	136	51	11.0	8.0	57.89%
Emilie E. Alonso	125	84	20.0	9.0	68.97%	Linda K. Johnson	126	66	10.5	13.0	44.68%
Gala Z. Sesna	144	84	20.0	11.0	64.52%	Bobbi M. Rasmussen	137	51	9.0	10.0	47.37%
Cynthia A. Gibbons	150	63	19.0	8.0	70.37%	Rebecca L. McPherson	185	20	9.0	3.0	75.00%
Wanda M. Westphalen	148	84	18.0	11.0	62.07%	Tammie J. Runions	134	36	9.0	4.0	69.23%
Angie C. Hauserman	141	63	18.0	6.0	75.00%	Lisa M. Neuheisel	93	51	8.0	9.0	47.06%
Michele R. Daily	132	71	17.0	9.0	65.38%	Peggy A. Hickman	135	44	8.0	10.0	44.44%
Karen L. Lopez	149	72	17.0	8.0	68.00%	DeAnn M. Brickner	126	77	8.0	18.0	30.77%
Jacqui J. Moore	124	69	16.0	9.0	64.00%	Jacquie L. Slagle	155	18	8.0		100.00%
Barbara J. Farber	143	78	16.0	17.0	48.48%	Patricia A. Isaacs	108	54	7.0	11.0	38.89%
Beverly A. Walton	142	72	16.0	11.0	59.26%	Paula E. Stoner	112	51	6.0	11.0	35.29%
Etha J. Griffin	121	81	15.0	12.0	55.56%	Nicole A. Cool	154	24	6.0	5.0	54.55%
Krista K. Wiester	180	45	13.0	8.0	61.90%	Michelle L. Limbach	185	9	5.0		100.00%
Sandy L. Hauver	78	64	12.0	10.0	54.55%	Macy K. Stoner	104	39	4.0	9.0	30.77%
Eileen M. McLaughlin	136	66	12.0	10.0	54.55%	Kyla M. Kaslon	117	9	3.0		100.00%
Deb Hatcher	147	48	12.0	8.0	60.00%	Kristina K. Gruhn	143	3	2.0		100.00%
Denise M. McNeel	153	60	11.5	12.0	48.94%	Jaylene K. Bashore	128	3		1.0	0.00%
Beth A. Carr	138	57	11.0	9.0	55.00%	Rachel K. Brown	59	12		4.0	0.00%
Sue A. Janssen	130	81	11.0	17.0	39.29%						

Pinette League 2nd Place Playoff

Friday 6:30 pm

Big Apple Fun Center

Change in Average

Name	----Old----		Old	---Average Change---					Weekly Over Ave	
	Pins	Games	Ave	-1-	-2-	-3-	Total	New - Old	----> +/-	Series Ave +/-
Emilie E. Alonso	10089	81	124	157	110	171	438	125.32 - 124.56	= 0.77	438 - 372=66
Jaylene K. Bashore	386	3	128				0	128.67 - 128.67	= 0.00	
DeAnn M. Brickner	9746	77	126				0	126.57 - 126.57	= 0.00	
Rachel K. Brown	717	12	59				0	59.75 - 59.75	= 0.00	
Beth A. Carr	7920	57	138				0	138.95 - 138.95	= 0.00	
Nicole A. Cool	3699	24	154				0	154.13 - 154.13	= 0.00	
Michele R. Daily	9420	71	132				0	132.68 - 132.68	= 0.00	
Barb Farber	10772	75	143	151	128	158	437	143.71 - 143.63	= 0.08	437 - 429=8
Carol J. Fenstermacher	10159	87	116				0	116.77 - 116.77	= 0.00	
Cindy Gibbons	9497	63	150				0	150.75 - 150.75	= 0.00	
Etha J. Griffin	9421	78	120	114	141	146	401	121.26 - 120.78	= 0.48	401 - 360=41
Kristi Gruhn	430	3	143				0	143.33 - 143.33	= 0.00	
Deb Hatcher	7067	48	147				0	147.23 - 147.23	= 0.00	
Angie C. Hauserman	8901	63	141				0	141.29 - 141.29	= 0.00	
Sandy L. Hauver	4770	61	78	103	85	72	260	78.59 - 78.20	= 0.40	260 - 234=26
Peg Hickman	5946	44	135				0	135.14 - 135.14	= 0.00	
Angie Hilton	6939	51	136				0	136.06 - 136.06	= 0.00	
Patty Isaacs	5533	51	108	130	95	112	337	108.70 - 108.49	= 0.21	337 - 324=13
Sue A. Janssen	10557	81	130				0	130.33 - 130.33	= 0.00	
Linda K. Johnson	8333	66	126				0	126.26 - 126.26	= 0.00	
Kyla M. Kaslon	1055	9bk	117				0	117.22 - 117.22	= 0.00	
Tammy L. Kutsch	9250	57	162				0	162.28 - 162.28	= 0.00	
Michelle L. Limbach	1666	9	185				0	185.11 - 185.11	= 0.00	
Karen L. Lopez	10743	72	149				0	149.21 - 149.21	= 0.00	
Eileen M. McLaughlin	8580	63	136	147	115	167	429	136.50 - 136.19	= 0.31	429 - 408=21
Denise M. McNeel	9184	60	153				0	153.07 - 153.07	= 0.00	
Rebecca L. McPherson	3708	20	185				0	185.40 - 185.40	= 0.00	
Jacqui J. Moore	8592	69	124				0	124.52 - 124.52	= 0.00	
Nicole J. Mulrone	14264	81	176				0	176.10 - 176.10	= 0.00	
Lisa M. Neuheisel	4773	51	93				0	93.59 - 93.59	= 0.00	
Bobbi M. Rasmussen	7029	51	137				0	137.82 - 137.82	= 0.00	
Tammie J. Runions	4855	36	134				0	134.86 - 134.86	= 0.00	
Gala Z. Sesna	11664	81	144	179	177	156	512	144.95 - 144.00	= 0.95	512 - 432=80
Jacquie L. Slagle	2799	18	155				0	155.50 - 155.50	= 0.00	
Macy K. Stoner	4092	39	104				0	104.92 - 104.92	= 0.00	
Paula E. Stoner	5720	51	112				0	112.16 - 112.16	= 0.00	
Bev Walton	9802	69	142	128	155	159	442	142.28 - 142.06	= 0.22	442 - 426=16
Wanda M. Westphalen	12488	84	148				0	148.67 - 148.67	= 0.00	

Name	-----Old-----		Old	-1-	-2-	-3-	Total	---Average Change---			Weekly Over Ave Series Ave +/-	
	Pins	Games	Ave					New - Old	---->	+/-		
Krista K. Wiester	8100	45	180				0	180.00	-	180.00	=	0.00

Pinette League 2nd Place Playoff

Friday 6:30 pm

Big Apple Fun Center**High Average Listing**

Name	True Average	Pins	Gms	To Raise Avg +1	To Drop Avg -1
Rebecca L. McPherson	185.40	3708	20	570	546
Michelle L. Limbach	185.11	1666	9	566	553
Krista K. Wiester	180.00	8100	45	588	539
Nicole J. Mulroney	176.10	14264	81	604	519
Tammy L. Kutsch	162.28	9250	57	530	469
Jacque L. Slagle	155.50	2799	18	477	455
Nicole A. Cool	154.13	3699	24	486	458
Denise M. McNeel	153.07	9184	60	518	454
Cynthia A. Gibbons	150.75	9497	63	469	402
Karen L. Lopez	149.21	10743	72	507	431
Wanda M. Westphalen	148.67	12488	84	475	387
Deb Hatcher	147.23	7067	48	481	429
Gala Z. Sesna	144.95	12176	84	439	351
Barbara J. Farber	143.71	11209	78	455	373
Kristina K. Gruhn	143.33	430	3	434	427
Beverly A. Walton	142.28	10244	72	481	405
Angie C. Hauserman	141.29	8901	63	471	404
Beth A. Carr	138.95	7920	57	420	359
Bobbi M. Rasmussen	137.82	7029	51	423	368
Eileen M. McLaughlin	136.50	9009	66	444	374
Angela K. Hilton	136.06	6939	51	459	404
Peggy A. Hickman	135.14	5946	44	446	398
Tammie J. Runions	134.86	4855	36	410	370
Michele R. Daily	132.68	9420	71	422	347
Sue A. Janssen	130.33	10557	81	447	362
Jaylene K. Bashore	128.67	386	3	388	381
DeAnn M. Brickner	126.57	9746	77	414	333
Linda K. Johnson	126.26	8333	66	430	360
Emilie E. Alonso	125.32	10527	84	435	347
Jacqui J. Moore	124.52	8592	69	408	335
Etha J. Griffin	121.26	9822	81	426	341
Kyla M. Kaslon	117.22	1055	9	361	348
Carol J. Fenstermacher	116.77	10159	87	371	280
Paula E. Stoner	112.16	5720	51	382	327
Patricia A. Isaacs	108.70	5870	54	343	285
Macy K. Stoner	104.92	4092	39	318	275
Lisa M. Neuheisel	93.59	4773	51	303	248
Sandy L. Hauver	78.59	5030	64	263	195
Rachel K. Brown	59.75	717	12	183	167

Pinette League 2nd Place Playoff

Friday 6:30 pm

Big Apple Fun Center

Most Pins Over Average

Name	-----Old-----		Old					---Average Change---			Weekly Over Ave		
	Pins	Games	Ave	-1-	-2-	-3-	Total	New - Old	---->	+/-	Series Ave +/-		
Gala Z. Sesna	11664	81	144	179	177	156	512	144.95	-	144.00	=	0.95	512 - 432=80
Emilie E. Alonso	10089	81	124	157	110	171	438	125.32	-	124.56	=	0.77	438 - 372=66
Etha J. Griffin	9421	78	120	114	141	146	401	121.26	-	120.78	=	0.48	401 - 360=41
Sandy L. Hauver	4770	61	78	103	85	72	260	78.59	-	78.20	=	0.40	260 - 234=26
Eileen M. McLaughlin	8580	63	136	147	115	167	429	136.50	-	136.19	=	0.31	429 - 408=21
Bev Walton	9802	69	142	128	155	159	442	142.28	-	142.06	=	0.22	442 - 426=16
Patty Isaacs	5533	51	108	130	95	112	337	108.70	-	108.49	=	0.21	337 - 324=13
Barb Farber	10772	75	143	151	128	158	437	143.71	-	143.63	=	0.08	437 - 429=8

Friday 6:30 pm

Big Apple Fun Center

Alphabetic League Bowler Contact List

USBC					Bowling	
ID Number	Name	Phone	Phone	E-mail	Hand	Sex
4132-1518	Alonso, Emilie E.	(308)233-1704	() - -		R	W
4132-949	Bashore, Jaylene K.	(308)236-5262	(308)440-1405		R	W
4132-1016	Brickner, DeAnn M.	(308)627-8061	() - -	deannbrickner@gmail.com	R	W
9726-4126	Brown, Rachel K.	(308)233-1318	() - -	scoobygirl75@hotmail.com	R	W
4132-45	Carr, Beth A.	(308)293-1455	() - -	bacarr63@yahoo.com	R	W
11-35367	Cool, Nicole A.	(308)627-4033	() - -	nicole.cool427@hotmail.com	R	W
4132-19	Daily, Michele R.	(308)627-3446	() - -	rockhoundcj7@yahoo.com	R	W
4132-359	Farber, Barbara "Barb" J.	(308)440-9187	(308)826-2715	mbfarbz@gmail.com	R	W
4132-1123	Fenstermacher, Carol J.	(308)236-9018	() - -	cfenster11@outlook.com	R	W
4132-135	Gibbons, Cynthia "Cindy" A.	(308)238-1296	() - -	cynthiagibbons3@gmail.com	R	W
4132-6	Griffin, Etha J.	(308)468-6257	(308)627-5158	ethagrif@hotmail.com	R	W
4128-138	Gruhn, Kristina "Kristi" K.	(308)991-7742	() - -	kristi2pr@gmail.com	L	W
4132-13	Hatcher, Deb	(308)383-5868	() - -	debhatcher@hotmail.com	R	W
4132-100	Hauserman, Angie C.	(308)234-9280	() - -		R	W
4132-1150	Hauver, Sandy L.	(308)627-5608	() - -		R	W
4132-357	Hickman, Peggy "Peg" A.	(308)832-5984	() - -	horselover1348@hotmail.com	R	W
4132-615	Hilton, Angela "Angie" K.	(308)440-2233	() - -	akhilton5668@yahoo.com	R	W
4132-1443	Isaacs, Patricia "Patty" A.	(308)240-9843	() - -	Patty165@outlook.com	R	W
4132-14	Janssen, Sue A.	(308)627-5609	() - -	suejanssen@hotmail.com	R	W
4132-273	Johnson, Linda K.	(308)627-1720	() - -	lkcolyer@charter.net	R	W
4132-1534	Kaslon, Kyla M.	(308)830-9830	() - -		R	W
4137-1786	Kutsch, Tammy L.	(308)293-7564	() - -	tlkutsch356@aol.com	R	W
4132-94	Limbach, Michelle L.	(308)627-5811	() - -	mickibach@yahoo.com	R	W
4132-372	Lopez, Karen L.	(308)237-3804	() - -	kllopez61@gmail.com	R	W
4132-369	McLaughlin, Eileen M.	(308)440-5133	() - -	elewison53@aol.com	R	W
4132-374	McNeel, Denise M.	(308)382-5006	() - -	dmmcneel@gmail.com	R	W
6197-339	McPherson, Rebecca L.	(402)984-0342	() - -	rebecca.konate@outlook.com	R	W
4132-1466	Moore, Jacqui J.	(308)627-8414	() - -	jacquidylan@yahoo.com	R	W
4132-647	Mulrone, Nicole J.	(308)440-4799	() - -		R	W
18-1926	Neuheisel, Lisa M.	(308)440-8873	() - -	lneuheisel@msn.com	R	W
4132-503	Rasmussen, Bobbi M.	(308)293-2161	() - -	bobbi_bowl@yahoo.com	R	W
4132-773	Runions, Tammie J.	(308)440-1478	() - -	tammierunions@gmail.com	R	W
4132-360	Sesna, Gala Z.	(308)293-5439	() - -		R	W
4132-42	Slagle, Jacquie L.	(308)233-2584	() - -	jacquieslagle@hotmail.com	R	W
4132-1407	Stoner, Macy K.	(308)440-2313	() - -	pstoner61@gmail.com	R	W
4132-1314	Stoner, Paula E.	(308)440-2313	() - -	pstoner61@gmail.com	R	W
4132-1	Walton, Beverly "Bev" A.	(308)234-3987	(308)440-0064		R	W
4132-373	Westphalen, Wanda M.	(308)237-5056	(308)224-9862	wandawestphalen@hotmail.com	R	W
8092-36738	Wiester, Krista K.	(402)677-7680	() - -	wiesterk@hotmail.com	R	W

Pinette League 2nd Place Playoff

Big Apple Fun Center

This report is for scores bowled April 19

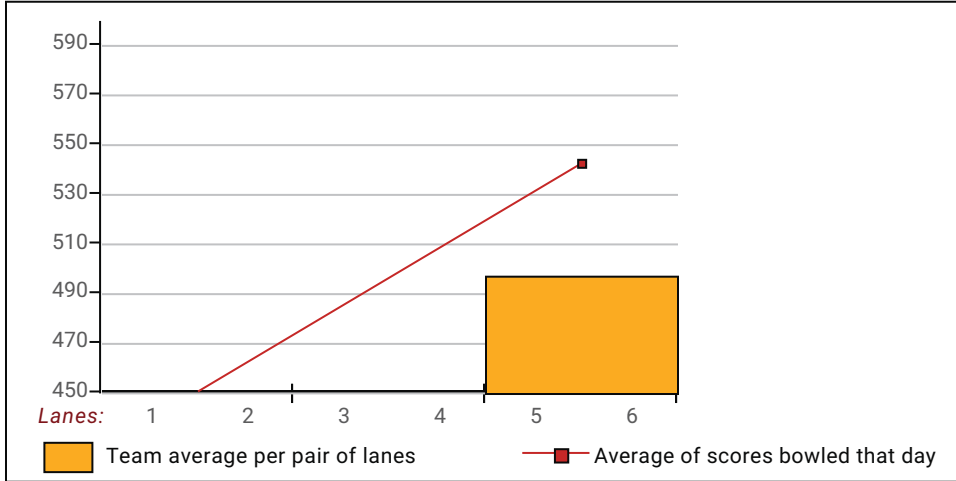
This Week's Statistics: Lefties vs Righties

Unless designated left handed, bowlers are considered right handed.

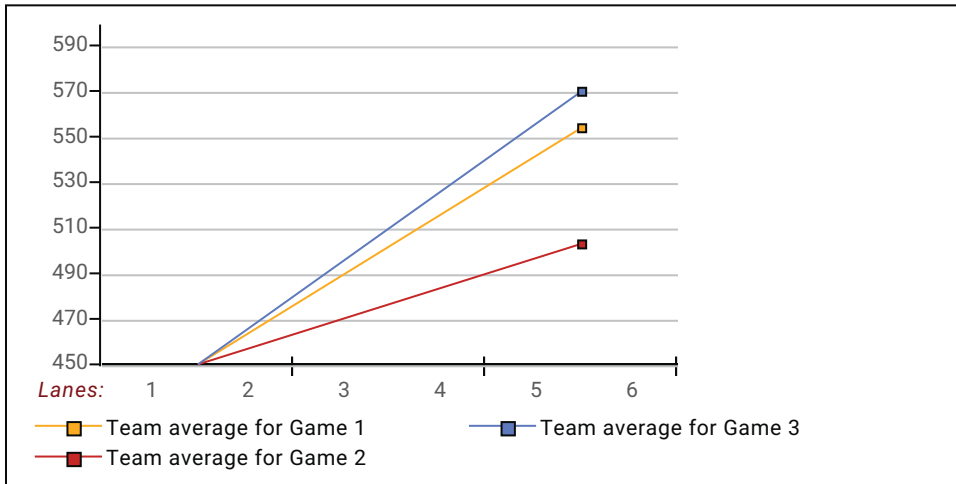
	Over All	Right	Left
How many people bowled	8	8	0
Number of games bowled	24	24	0
Actual average of week's scores	135.67	135.67	0.00
How many games above average	17	17	0
How many games below average	7	7	0
Pins above/below average per game	11.29	11.29	0.00
How many people raised average	8	8	--
by this amount	0.43	0.43	0.00
How many people went down	--	--	--
by this amount	0.00	0.00	0.00
League average before bowling	124.74	124.74	0.00
League average after bowling	125.16	125.16	0.00
Change in league average	0.43	0.43	0.00
800s	--	--	--
775s	--	--	--
750s	--	--	--
725s	--	--	--
700s	--	--	--
675s	--	--	--
650s	--	--	--
625s	--	--	--
600s	--	--	--
575s	--	--	--
550s	--	--	--
525s	--	--	--
500s	1	1	--
475s	--	--	--
450s	--	--	--
425s	4	4	--
400s	1	1	--
below 400	2	2	--
300s	--	--	--
275s	--	--	--
250s	--	--	--
225s	--	--	--
200s	--	--	--
175s	2	2	--
150s	8	8	--
125s	6	6	--
100s	5	5	--
below 100	3	3	--

This report is for scores bowled April 19

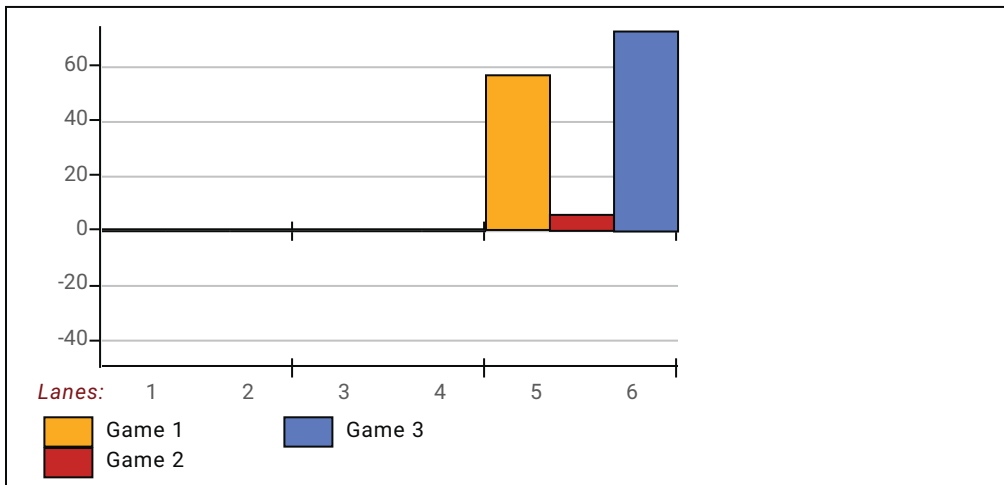
Team Average vs Ave of Scores



Average of Scores for Each Game

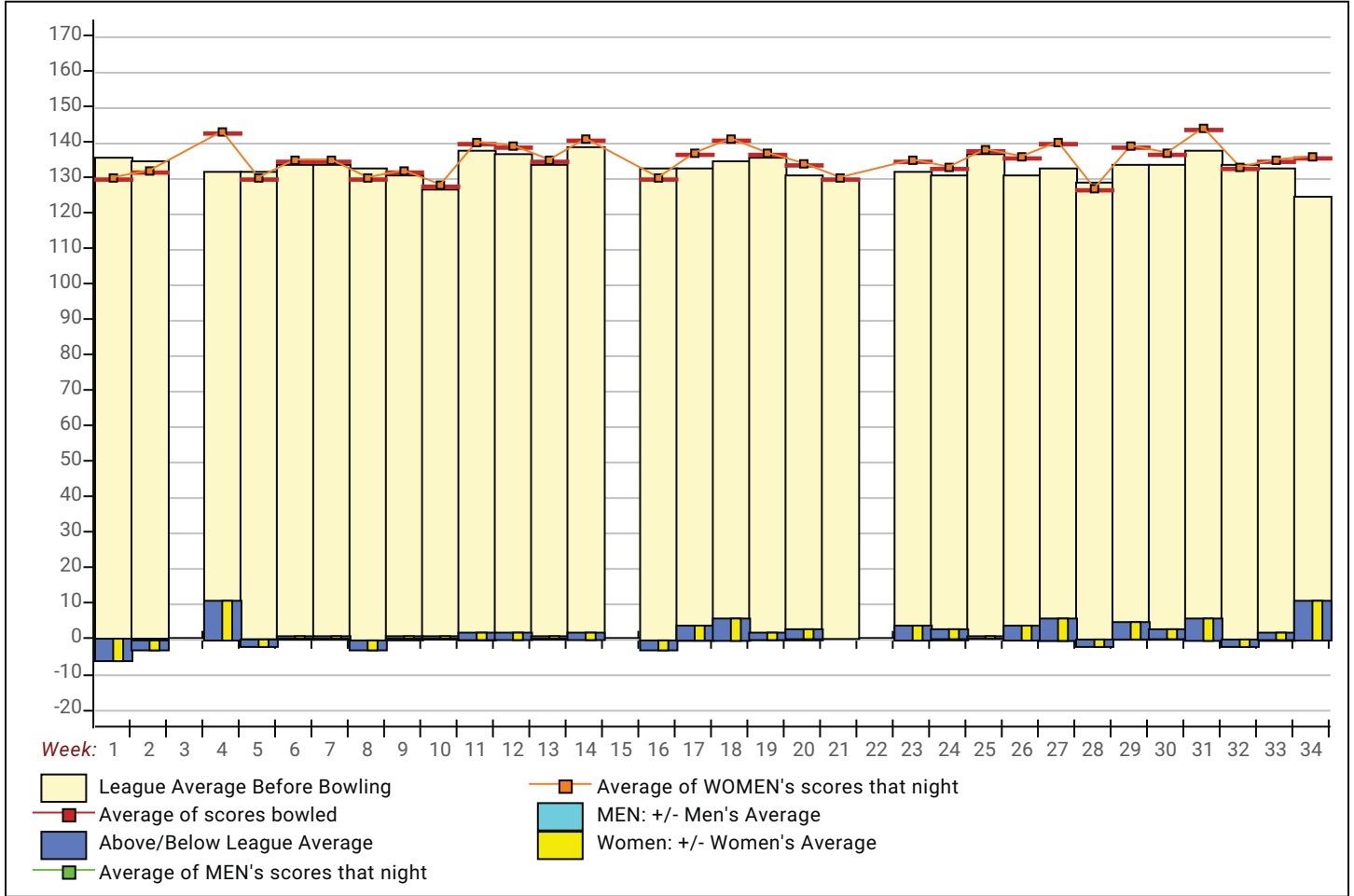


Amount Over/Under Team Average



This report is for scores bowled April 19

League Average Week-by-Week



League Average Statistics for Last Week

	League	Right Hand	Left Hand
League Average Before Bowling	124.74	124.74	
Average of scores bowled that night	135.67	135.67	
New League Average After Bowling	125.16	125.16	
Change in League Average	.43	.43	
People Who Bowled Over Average	8	8	
People Who Bowled Under Average			
Average Amount of Series Over Avg	33.88	33.88	
Average Amount of Series Under Avg			
Difference Avg, NiteAvg	11.29	11.29	
Number of Bowlers	8	8	
Number of Games Bowled	24	24	
People Who Raised Their Average	8	8	
Raised By an Average of This Amount	.43	.43	
People Who Lowered Their Average			
Lowered By an Average of This Amou			
Number of Games Bowled Over Avera	17	17	
Number of Games Bowled Under Avera	7	7	

Note: Averages are based only on people who bowled.

Pinette League 2nd Place Playoff

Friday 6:30 pm

Big Apple Fun Center

Lanes 1 - 6

If you have questions, please contact

Tammy Kutsch (308)293-7564 1050 Road West 40, Brule, NE 69127
 Send E-mail to: tlkutsch356@aol.com

Note: This report includes information through April 19

Awards Earned This Week

Name	USBC ID Number	Award Average	Award Games	G1	G2	G3	Series	Award Score	Award Received
Etha J. Griffin	4132-6 USBC	120	78	114	141	146	401	401	400 Series (Local Assoc. Awards)
Gala Z. Sesna	4132-360 USBC	144	81	179	177	156	512	512	500 Series (Local Assoc. Awards)

Pinette League 2nd Place Playoff

Friday 6:30 pm

Big Apple Fun Center

Lanes 1 - 6

Team Standings

Place	Team Name	Points	Points
		Won	Lost
1	Versatile Roofing	7	2
2	Tooth Fairy	2	7

***** Although not shown, standings are determined by points only for the current part
Last Week's Top Scores**

Scratch Game		Scratch Series		Handicap Game		Handicap Series	
179	Gala Sesna	512	Gala Sesna	239	Emilie Alonso	662	Gala Sesna
171	Emilie Alonso	442	Bev Walton	229	Gala Sesna	642	Emilie Alonso
167	Eileen McLaughlin	438	Emilie Alonso	224	Eileen McLaughlin	617	Etha Griffin
159	Bev Walton	437	Barb Farber	218	Etha Griffin	600	Eileen McLaughlin
158	Barb Farber	429	Eileen McLaughlin	212	Sandy Hauver	598	Bev Walton
146	Etha Griffin	401	Etha Griffin	212	Patty Isaacs	590	Barb Farber
130	Patty Isaacs	337	Patty Isaacs	211	Bev Walton	587	Sandy Hauver
103	Sandy Hauver	260	Sandy Hauver	209	Barb Farber	583	Patty Isaacs