

Wednesday 9:00 AM

Big Apple Fun Center

Lanes 21 - 26

President: Linda Fees is on Lane 22

Secretary/Treasurer: Penny Kozal is on Lane 26

Team Standings

Place	#	Team Name	Points Won	Points Lost	%Won	Pins + HDCP	Scratch Pins	Ave p/gm	Year-To-Date WON	Y-T-D LOST	Y-T-D % WON
1	5	Hits	44	20	68.8	27435	20115	419	44	20	68.8
2	2	Day Dreamers	36	28	56.3	27439	19999	416	36	28	56.3
3	1	Tub's Pub	36	28	56.3	27326	19724	410	36	28	56.3
4	6	Bowlin' Babes	29	35	45.3	26688	18945	394	29	35	45.3
5	3	Gutter Gals	29	35	45.3	26504	17789	370	29	35	45.3
6	4	Pin Drops	18	46	28.1	26607	18669	388	18	46	28.1

Review of Last Week's Bowling.....

Lanes	Team Name	HDCP -1-	HDCP -2-	HDCP -3-	HDCP Total	Last Wk WON	Team Name	HDCP -1-	HDCP -2-	HDCP -3-	HDCP Total	Last Wk WON
21-22	Hits	532	555	545	1632	4	<---> Pin Drops	521	547	537	1605	0
23-24	Bowlin' Babes	536	512	572	1620	1	<---> Tub's Pub	548	569	553	1670	3
25-26	Day Dreamers	555	543	522	1620	1	<---> Gutter Gals	543	591	530	1664	3

Lane Assignments

	21-22	23-24	25-26
Wk17 01/09	2-1	4-3	6-5
Wk18 01/16	3-5	2-6	4-1
Wk19 01/23	4-2	1-5	3-6

Last Week's Top Scores

Team Scratch Game	Team Scratch Series	Team Handicap Game	Team Handicap Series
429 Tub's Pub	1250 Tub's Pub	591 Gutter Gals	1670 Tub's Pub
421 Day Dreamers	1218 Day Dreamers	572 Bowlin' Babes	1664 Gutter Gals
416 Bowlin' Babes	1206 Hits	569 Tub's Pub	1632 Hits
413 Hits	1152 Bowlin' Babes	555 Day Dreamers	1620 Day Dreamers
408 Gutter Gals	1115 Gutter Gals	555 Hits	1620 Bowlin' Babes
383 Pin Drops	1113 Pin Drops	547 Pin Drops	1605 Pin Drops
Scratch Game	Scratch Series	Handicap Game	Handicap Series
183 Pat Bowie	479 Michelle Peterson	224 Pat Bowie	623 Michelle Peterson
169 Michelle Peterson	466 Jodi Daily	217 Michelle Peterson	598 Jodi Daily
163 Lori Donohoe	452 Pat Bowie	213 Barb Harms	592 Barb Harms
163 Jodi Daily	424 Lori Donohoe	212 Steph Meier	576 Beth Bryan
156 Steph Meier	417 Beth Bryan	208 Beth Bryan	575 Pat Bowie
155 Beth Bryan	415 Judy Glover	207 Lori Donohoe	559 Judy Glover
151 Barb Harms	406 Barb Harms	207 Jodi Daily	558 Steph Meier
146 Judy Glover	390 Steph Meier	198 Jo Bendfeldt	557 Susan Wilner
143 Jo Bendfeldt	386 Crystal Dailey	197 Susan Wilner	556 Lori Donohoe
136 Crystal Dailey	379 Marci Benson	194 Judy Glover	545 Crystal Dailey

Season High Scores

Team Scratch Game	Team Scratch Series	Team Handicap Game	Team Handicap Series
520 Day Dreamers	1441 Tub's Pub	679 Day Dreamers	1908 Day Dreamers
510 Tub's Pub	1431 Day Dreamers	664 Tub's Pub	1903 Tub's Pub
498 Hits	1400 Hits	660 Hits	1847 Hits
473 Bowlin' Babes	1313 Pin Drops	639 Pin Drops	1820 Pin Drops
470 Pin Drops	1278 Bowlin' Babes	634 Bowlin' Babes	1763 Gutter Gals
450 Gutter Gals	1190 Gutter Gals	631 Gutter Gals	1761 Bowlin' Babes

Season High Scores - Continued

Scratch Game		Scratch Series		Handicap Game		Handicap Series	
231	Jen Landanger	580	Linda Fees	270	Linda Fees	724	Linda Fees
222	Linda Fees	514	Lynda Ogle	269	Jen Landanger	670	Lynda Ogle
209	Jo Bendfeldt	506	Jen Landanger	265	Jo Bendfeldt	664	Deb Gibbs
195	Deb Gibbs	495	Pat Bowie	252	Frances Hancock	644	Crystal Dailey
192	Lori Donohoe	491	Marci Benson	250	Deb Gibbs	643	Marci Benson
191	Lynda Ogle	488	Penny Kozal	247	Crystal Dailey	641	Penny Kozal
188	Michelle Peterson	485	Lori Donohoe	243	Lynda Ogle	639	Frances Hancock
186	Marci Benson	482	Michelle Peterson	242	Lori Donohoe	635	Lori Donohoe
183	Pat Bowie	478	Deb Gibbs	241	Arlene Sonksen	632	Susan Wilner
183	Arlene Sonksen	474	Jodi Daily	239	Michelle Peterson	632	Sheryl Cochran
183	Frances Hancock						

Team Rosters

1 - Tub's Pub

Name	Ave	HDCP	Pins	Gms	High Game	High Sers	HDCP Game	HDCP Sers	Most Improved Ave +/-	To Raise Avg +1	To Drop Avg -1	Weekly Over Ave Series Ave +/-
Linda Fees	146	43	5274	36	222	580	270	724	139 +7.50	459	419	
Lynn Eacker	121	63	5116	42	155	412	218	604	122 -0.19	374	328	
Pat Bowie	148	41	5791	39	183	495	227	625	144 +4.49	467	424	452 - 444=8
Steph Meier	129	56	2721	21	165	414	224	588	129 +0.57	399	374	390 - 387=3

2 - Day Dreamers

Name	Ave	HDCP	Pins	Gms	High Game	High Sers	HDCP Game	HDCP Sers	Most Improved Ave +/-	To Raise Avg +1	To Drop Avg -1	Weekly Over Ave Series Ave +/-
Jen Landanger	154	36	2321	15	231	506	269	620		469	450	
Lori Donohoe	144	44	5196	36	192	485	242	635	140 +4.33	459	419	424 - 432=-8
Marci Benson	147	42	5737	39	186	491	233	643	149 -1.90	479	436	379 - 444=-65
Deb Gibbs	135	52	3244	24	195	478	250	664	135 +0.17	428	400	
Martha Rojas	116	67	2091	18	153	391	227	617		366	344	
Sue Lammers	99	80	599	6	139	367	212	586		301	291	
Judy Glover	138	49	415	3	146	415	194	559		419	412	415 - 414=1

3 - Gutter Gals

Name	Ave	HDCP	Pins	Gms	High Game	High Sers	HDCP Game	HDCP Sers	Most Improved Ave +/-	To Raise Avg +1	To Drop Avg -1	Weekly Over Ave Series Ave +/-
Jo Bendfeldt	129	56	4283	33	209	457	265	625	129 +0.79	397	360	350 - 393=-43
Arlene Sonksen	128	57	3840	30	183	449	241	620	127 +1.00	417	383	
Barb Harms	123	61	3335	27	151	406	213	592	121 +2.52	385	354	406 - 366=40
Susan Wilner	117	66	4600	39	150	407	228	632	117 +0.95	356	313	359 - 351=8

4 - Pin Drops

Name	Ave	HDCP	Pins	Gms	High Game	High Sers	HDCP Game	HDCP Sers	Most Improved Ave +/-	To Raise Avg +1	To Drop Avg -1	Weekly Over Ave Series Ave +/-
Sheryl Cochran	133	53	5599	42	182	464	238	632	133 +0.31	431	385	349 - 402=-53
Beth Bryan	133	53	6022	45	178	447	235	618	130 +3.82	410	361	417 - 399=18
Debra Kermmoade	125	60	4531	36	180	402	237	570	130 -4.14	383	343	347 - 378=-31
Donna Michel	118	65	354	3	131	354	186	519		360	353	

5 - Hits

Name	Ave	HDCP	Pins	Gms	High Game	High Sers	HDCP Game	HDCP Sers	Most Improved Ave +/-	To Raise Avg +1	To Drop Avg -1	Weekly Over Ave Series Ave +/-
Michelle Peterson	141	47	6381	45	188	482	239	629	136 +5.80	435	386	479 - 420=59
Penny Kozal	139	48	6281	45	175	488	226	641	139 +0.58	439	390	
Lynda Ogle	140	48	6322	45	191	514	243	670	141 -0.51	446	397	340 - 426=-86

6 - Bowlin' Babes

Name	Ave	HDCP	Pins	Gms	High Game	High Sers	HDCP Game	HDCP Sers	Most Improved Ave +/-	To Raise Avg +1	To Drop Avg -1	Weekly Over Ave Series Ave +/-
Bronte Nielsen	124	60	4836	39	168	430	228	610	128 -4.00	414	371	300 - 378=-78
Frances Hancock	125	60	3384	27	183	432	252	639	126 -0.67	396	365	
Crystal Dailey	132	54	4377	33	180	454	247	644	134 -1.36	411	374	386 - 399=-13
Jodi Daily	146	43	5706	39	178	474	222	613	146 +0.31	468	425	466 - 435=31

Individual High Averages

148.49	Pat Bowie	147.10	Marci Benson	146.50	Linda Fees
146.31	Jodi Daily	144.33	Lori Donohoe	141.80	Michelle Peterson
140.49	Lynda Ogle	139.58	Penny Kozal	135.17	Deb Gibbs

Most Improved Average

139 to 146.50 = +7.50	Linda Fees	136 to 141.80 = +5.80	Michelle Peterson	144 to 148.49 = +4.49	Pat Bowie
140 to 144.33 = +4.33	Lori Donohoe	130 to 133.82 = +3.82	Beth Bryan	121 to 123.52 = +2.52	Barb Harms

Most Un-Improved Averages

130 to 125.86 = -4.14	Debra Kermmoad	128 to 124.00 = -4.00	Bronte Nielsen	149 to 147.10 = -1.90	Marci Benson
134 to 132.64 = -1.36	Crystal Dailey	126 to 125.33 = -0.67	Frances Hancock	141 to 140.49 = -0.51	Lynda Ogle

Newcomers 2018-19

Big Apple Fun Center Reprint of Scores -- Week 16

Lane 21 5 - Hits Week 16 1/2/2019

Name	Old	Old					HDCP	
	Ave	HDCP	-1-	-2-	-3-	Total	Total	
Michelle J. Peterson	140	48	163	169	147	479	623	
Penny A. Kozal	139	48	a129	a129	a129	387	531	
Lynda M. Ogle	142	46	98	115	127	340	478	
			====	====	====	====	====	
Scratch Total			390	413	403	1206	1206	
Handicap			142	142	142		426	
Total			532	555	545	1206	1632	
Team Points Won			1.0	1.0	1.0	4.0	4.0	

Lane 23 6 - Bowlin' Babes Week 16 1/2/2019

Name	Old	Old					HDCP	
	Ave	HDCP	-1-	-2-	-3-	Total	Total	
Bronte M. Nielsen	126	59	90	83	127	300	477	
Jodi Daily	145	44	154	149	163	466	598	
Crystal S. Dailey	133	53	136	124	126	386	545	
			====	====	====	====	====	
Scratch Total			380	356	416	1152	1152	
Handicap			156	156	156		468	
Total			536	512	572	1152	1620	
Team Points Won			0.0	0.0	1.0	1.0	1.0	

Lane 25 2 - Day Dreamers Week 16 1/2/2019

Name	Old	Old					HDCP	
	Ave	HDCP	-1-	-2-	-3-	Total	Total	
Judy A. Glover	138	49	139	146	130	415	562	
Lori A. Donohoe	144	44	163	132	129	424	556	
Marci A. Benson	148	41	119	131	129	379	502	
			====	====	====	====	====	
Scratch Total			421	409	388	1218	1218	
Handicap			134	134	134		402	
Total			555	543	522	1218	1620	
Team Points Won			1.0	0.0	0.0	1.0	1.0	

Lane 22 4 - Pin Drops Week 16 1/2/2019

Name	Old	Old					HDCP	
	Ave	HDCP	-1-	-2-	-3-	Total	Total	
Sheryl S. Cochran	134	52	117	127	105	349	505	
Beth Bryan	133	53	127	135	155	417	576	
Debra K. Kermmoade	126	59	113	121	113	347	524	
			====	====	====	====	====	
Scratch Total			357	383	373	1113	1113	
Handicap			164	164	164		492	
Total			521	547	537	1113	1605	
Team Points Won			0.0	0.0	0.0	0.0	0.0	

Lane 24 1 - Tub's Pub Week 16 1/2/2019

Name	Old	Old					HDCP	
	Ave	HDCP	-1-	-2-	-3-	Total	Total	
Linda K. Fees	146	43	a136	a136	a136	408	537	
Steph Meier	129	56	89	145	156	390	558	
Pat L. Bowie	148	41	183	148	121	452	575	
			====	====	====	====	====	
Scratch Total			408	429	413	1250	1250	
Handicap			140	140	140		420	
Total			548	569	553	1250	1670	
Team Points Won			1.0	1.0	0.0	3.0	3.0	

Lane 26 3 - Gutter Gals Week 16 1/2/2019

Name	Old	Old					HDCP	
	Ave	HDCP	-1-	-2-	-3-	Total	Total	
Jo Bendfeldt	131	55	106	143	101	350	515	
Susan L. Wilner	117	66	103	131	125	359	557	
Barb Harms	122	62	151	134	121	406	592	
			====	====	====	====	====	
Scratch Total			360	408	347	1115	1115	
Handicap			183	183	183		549	
Total			543	591	530	1115	1664	
Team Points Won			0.0	1.0	1.0	3.0	3.0	

Wednesday 9:00 AM

Big Apple Fun Center

Change in Average

Name	-----Old-----		Old Ave	---Average Change---				Weekly Over Ave Series Ave +/-	
	Pins	Games		-1-	-2-	-3-	Total		New - Old ----> +/-
Jo Bendfeldt	3933	30	131	106	143	101	350	129.79 - 131.10 = -1.31	350 - 393=-43
Marci A. Benson	5358	36	148	119	131	129	379	147.10 - 148.83 = -1.73	379 - 444=-65
Pat L. Bowie	5339	36	148	183	148	121	452	148.49 - 148.31 = 0.18	452 - 444=8
Beth Bryan	5605	42	133	127	135	155	417	133.82 - 133.45 = 0.37	417 - 399=18
Sheryl S. Cochran	5250	39	134	117	127	105	349	133.31 - 134.62 = -1.31	349 - 402=-53
Crystal S. Dailey	3991	30	133	136	124	126	386	132.64 - 133.03 = -0.40	386 - 399=-13
Jodi Daily	5240	36	145	154	149	163	466	146.31 - 145.56 = 0.75	466 - 435=31
Lori A. Donohoe	4772	33	144	163	132	129	424	144.33 - 144.61 = -0.27	424 - 432=-8
Lynn R. Eacker	5116	42	121				0	121.81 - 121.81 = 0.00	
Linda K. Fees	5274	36	146	a136	a136	a136	408	146.50 - 146.50 = 0.00	
Deb Gibbs	3244	24	135				0	135.17 - 135.17 = 0.00	
Judy A. Glover	0	0	138	139	146	130	415	138.33 - 0.00 = 138.33	415 - 414=1
Frances M. Hancock	3384	27	125				0	125.33 - 125.33 = 0.00	
Barb Harms	2929	24	122	151	134	121	406	123.52 - 122.04 = 1.48	406 - 366=40
Debra K. Kermmoade	4184	33	126	113	121	113	347	125.86 - 126.79 = -0.93	347 - 378=-31
Penny A. Kozal	6281	45	139	a129	a129	a129	387	139.58 - 139.58 = 0.00	
Sue Lammers	599	6	99				0	99.83 - 99.83 = 0.00	
Jen Landanger	2321	15	154				0	154.73 - 154.73 = 0.00	
Steph Meier	2331	18	129	89	145	156	390	129.57 - 129.50 = 0.07	390 - 387=3
Donna J. Michel	354	3	118				0	118.00 - 118.00 = 0.00	
Bronte M. Nielsen	4536	36	126	90	83	127	300	124.00 - 126.00 = -2.00	300 - 378=-78
Lynda M. Ogle	5982	42	142	98	115	127	340	140.49 - 142.43 = -1.94	340 - 426=-86
Michelle J. Peterson	5902	42	140	163	169	147	479	141.80 - 140.52 = 1.28	479 - 420=59
Martha Rojas	2091	18	116				0	116.17 - 116.17 = 0.00	
Arlene F. Sonksen	3840	30	128				0	128.00 - 128.00 = 0.00	
Susan L. Wilner	4241	36	117	103	131	125	359	117.95 - 117.81 = 0.14	359 - 351=8

Wednesday 9:00 AM

Big Apple Fun Center
High Average Listing

Name	True Average	Pins	Gms	To Raise Avg +1	To Drop Avg -1
Jennifer M. Landanger	154.73	2321	15	469	450
Pat L. Bowie	148.49	5791	39	467	424
Marci A. Benson	147.10	5737	39	479	436
Linda K. Fees	146.50	5274	36	459	419
Jodi Daily	146.31	5706	39	468	425
Lori A. Donohoe	144.33	5196	36	459	419
Michelle J. Peterson	141.80	6381	45	435	386
Lynda M. Ogle	140.49	6322	45	446	397
Penny A. Kozal	139.58	6281	45	439	390
Judy A. Glover	138.33	415	3	419	412
Debra J. Gibbs	135.17	3244	24	428	400
Beth Bryan	133.82	6022	45	410	361
Sheryl S. Cochran	133.31	5599	42	431	385
Crystal S. Dailey	132.64	4377	33	411	374
Joan L. Bendfeldt	129.79	4283	33	397	360
Stephanie A. Meier	129.57	2721	21	399	374
Arlene F. Sonksen	128.00	3840	30	417	383
Debra K. Kermmoade	125.86	4531	36	383	343
Frances M. Hancock	125.33	3384	27	396	365
Bronte M. Nielsen	124.00	4836	39	414	371
Barbara A. Harms	123.52	3335	27	385	354
Lynn R. Eacker	121.81	5116	42	374	328
Donna J. Michel	118.00	354	3	360	353
Susan L. Wilner	117.95	4600	39	356	313
Martha Rojas	116.17	2091	18	366	344
Sue Lammers	99.83	599	6	301	291

Wednesday 9:00 AM

Big Apple Fun Center

Most Pins Over Average

Name	-----Old-----		Old					---Average Change---			Weekly Over Ave
	Pins	Games	Ave	-1-	-2-	-3-	Total	New - Old	----> +/-	Series Ave +/-	
Michelle J. Peterson	5902	42	140	163	169	147	479	141.80	- 140.52	= 1.28	479 - 420=59
Barb Harms	2929	24	122	151	134	121	406	123.52	- 122.04	= 1.48	406 - 366=40
Jodi Daily	5240	36	145	154	149	163	466	146.31	- 145.56	= 0.75	466 - 435=31
Beth Bryan	5605	42	133	127	135	155	417	133.82	- 133.45	= 0.37	417 - 399=18
Pat L. Bowie	5339	36	148	183	148	121	452	148.49	- 148.31	= 0.18	452 - 444=8
Susan L. Wilner	4241	36	117	103	131	125	359	117.95	- 117.81	= 0.14	359 - 351=8
Steph Meier	2331	18	129	89	145	156	390	129.57	- 129.50	= 0.07	390 - 387=3
Judy A. Glover	0	0	138	139	146	130	415	138.33	- 0.00	= 138.33	415 - 414=1
Lori A. Donohoe	4772	33	144	163	132	129	424	144.33	- 144.61	= -0.27	424 - 432=-8
Crystal S. Dailey	3991	30	133	136	124	126	386	132.64	- 133.03	= -0.40	386 - 399=-13
Debra K. Kermmoade	4184	33	126	113	121	113	347	125.86	- 126.79	= -0.93	347 - 378=-31
Jo Bendfeldt	3933	30	131	106	143	101	350	129.79	- 131.10	= -1.31	350 - 393=-43
Sheryl S. Cochran	5250	39	134	117	127	105	349	133.31	- 134.62	= -1.31	349 - 402=-53
Marci A. Benson	5358	36	148	119	131	129	379	147.10	- 148.83	= -1.73	379 - 444=-65
Bronte M. Nielsen	4536	36	126	90	83	127	300	124.00	- 126.00	= -2.00	300 - 378=-78
Lynda M. Ogle	5982	42	142	98	115	127	340	140.49	- 142.43	= -1.94	340 - 426=-86
Linda K. Fees	5274	36	146	a136	a136	a136	408	146.50	- 146.50	= 0.00	
Lynn R. Eacker	5116	42	121				0	121.81	- 121.81	= 0.00	
Jen Landanger	2321	15	154				0	154.73	- 154.73	= 0.00	
Deb Gibbs	3244	24	135				0	135.17	- 135.17	= 0.00	
Penny A. Kozal	6281	45	139	a129	a129	a129	387	139.58	- 139.58	= 0.00	
Martha Rojas	2091	18	116				0	116.17	- 116.17	= 0.00	
Arlene F. Sonksen	3840	30	128				0	128.00	- 128.00	= 0.00	
Frances M. Hancock	3384	27	125				0	125.33	- 125.33	= 0.00	
Sue Lammers	599	6	99				0	99.83	- 99.83	= 0.00	
Donna J. Michel	354	3	118				0	118.00	- 118.00	= 0.00	

Wednesday 9:00 AM

Big Apple Fun Center

Alphabetic League Bowler Contact List

USBC					Bowling	
ID Number	Name	Phone	Phone	E-mail	Hand	Sex
4132-189	Bendfeldt, Joan "Jo" L.	(308)234-9190	() - -	jevend@frontiernet.net	R	W
4132-143	Benson, Marci A.	(308)627-5585	() - -	bensonbunch5@hotmail.com	R	W
4132-177	Bowie, Pat L.	(308)440-055_	() - -	patsen@frontiernet.net	R	W
4132-80	Bryan, Beth	(308)856-4346	() - -		R	W
4132-1392	Cochran, Sheryl S.	(308)440-0159	() - -		R	W
4132-565	Dailey, Crystal S.	(308)440-2439	() - -	crystaldailey@charter.net	R	W
4144-25	Daily, Jodi	(308)234-6770	(308)458-9806	djdaily@frontiernet.net	L	W
4132-155	Donohoe, Lori A.	(308)237-1316	() - -	ladonohoe64@gmail.com	R	W
4132-179	Eacker, Lynn R.	(308)440-6665	() - -	eackersfords@charter.net	R	W
4132-178	Fees, Linda K.	(308)457-3303	() - -	kfees@kearney.net	R	W
4132-156	Gibbs, Debra "Deb" J.	(308)627-5338	() - -	the4gibbs@yahoo.com	R	W
4132-576	Glover, Judy A.	(308)234-6051	() - -	judyannlover@hotmail.com		W
4132-879	Hancock, Frances M.	(308)236-6057	() - -	mrsfranny@charter.net	R	W
4132-190	Harms, Barbara "Barb" A.	(308)237-5561	() - -		R	W
4092-89	Kermmoade, Debra K.	(402)314-8441	() - -		R	W
4132-130	Kozal, Penny A.	(308)440-3286	() - -	pkozal2@gmail.com	R	W
9726-4167	Lammers, Sue	(308)830-0597	(308)743-2145	kslammers7@gmail.com		W
4132-1255	Landanger, Jennifer "Jen" M.	(308)237-1285	() - -	jmlandanger@charter.net	R	W
4132-985	Meier, Stephanie "Steph" A.	(308)627-6131	() - -	bowie2meier@yahoo.com	R	W
4136-404	Michel, Donna J.	(308)893-4270	(308)440-9402	de.michel@gmail.com	R	W
4136-315	Nielsen, Bronte M.	(308)440-3527	() - -	darbro2@charter.net	R	W
4132-1198	Ogle, Lynda M.	(308)224-3490	() - -		R	W
4132-1524	Peterson, Michelle J.	(308)224-4904	() - -	mjanep17@gmail.com	R	W
9726-4118	Rojas, Martha	(308)440-9703	() - -	mwrojas4@gmail.com	R	W
4132-191	Sonksen, Arlene F.	(308)234-3985	() - -	arlenesonksen@aol.com	R	W
4132-925	Wilner, Susan L.	(308)338-1516	() - -		R	W

Newcomers 2018-19

Big Apple Fun Center

This report is for scores bowled January 2 which is Week 16 of 32

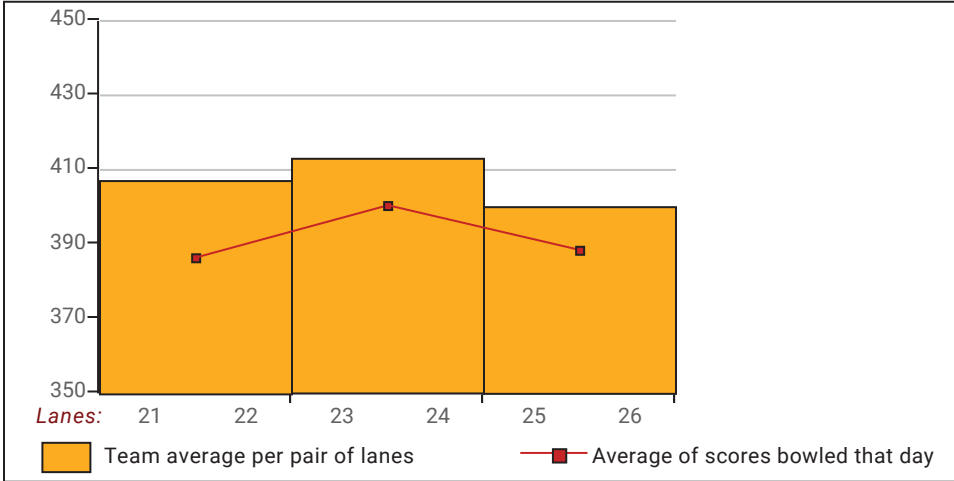
This Week's Statistics: Lefties vs Righties

Unless designated left handed, bowlers are considered right handed.

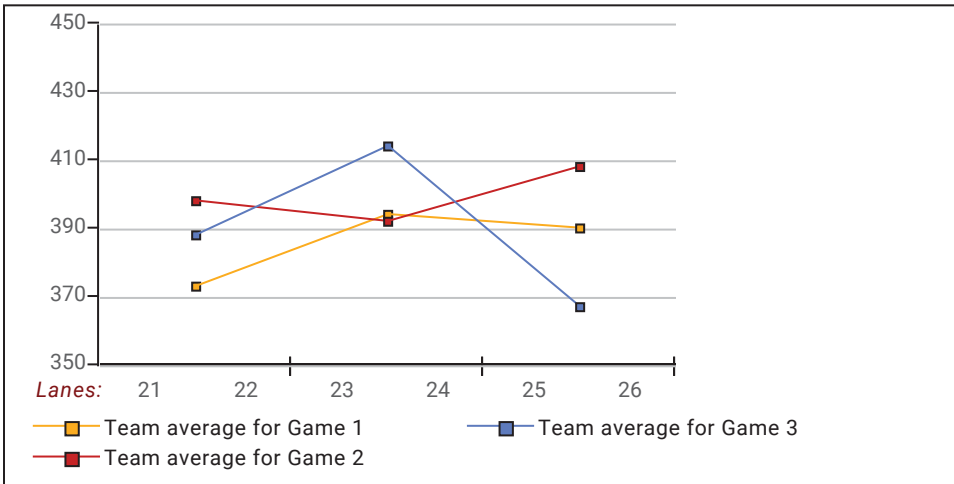
	Over All	Right	Left
How many people bowled	16	15	1
Number of games bowled	48	45	3
Actual average of week's scores	130.40	128.73	155.33
How many games above average	22	19	3
How many games below average	25	25	0
Pins above/below average per game	-3.17	-4.07	10.33
How many people raised average	8	7	1
by this amount	2.95	3.26	0.75
How many people went down	8	8	--
by this amount	-1.24	-1.24	0.00
League average before bowling	133.97	133.20	145.56
League average after bowling	134.83	134.07	146.31
Change in league average	0.86	0.86	0.75
800s	--	--	--
775s	--	--	--
750s	--	--	--
725s	--	--	--
700s	--	--	--
675s	--	--	--
650s	--	--	--
625s	--	--	--
600s	--	--	--
575s	--	--	--
550s	--	--	--
525s	--	--	--
500s	--	--	--
475s	1	1	--
450s	2	1	1
425s	--	--	--
400s	4	4	--
below 400	9	9	--
300s	--	--	--
275s	--	--	--
250s	--	--	--
225s	--	--	--
200s	--	--	--
175s	1	1	--
150s	8	6	2
125s	22	21	1
100s	13	13	--
below 100	4	4	--

This report is for scores bowled January 2 which is Week 16 of 32

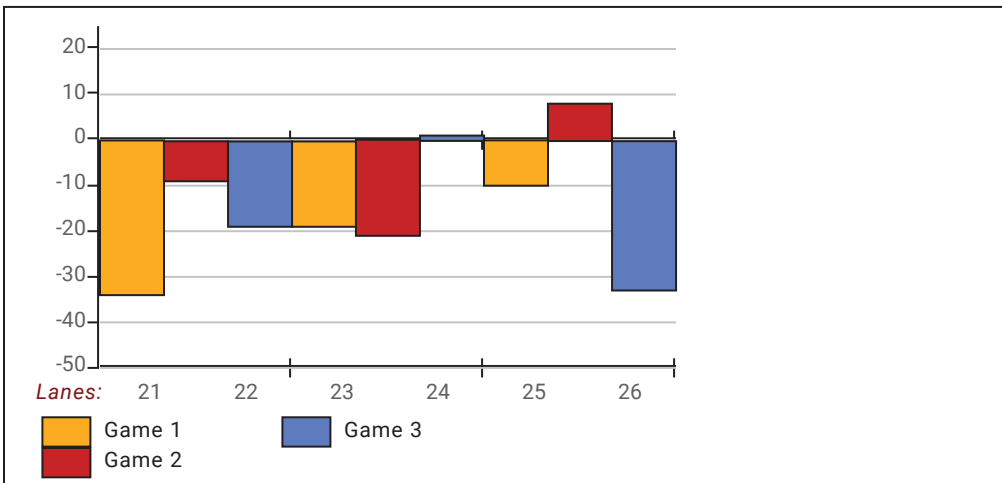
Team Average vs Ave of Scores



Average of Scores for Each Game

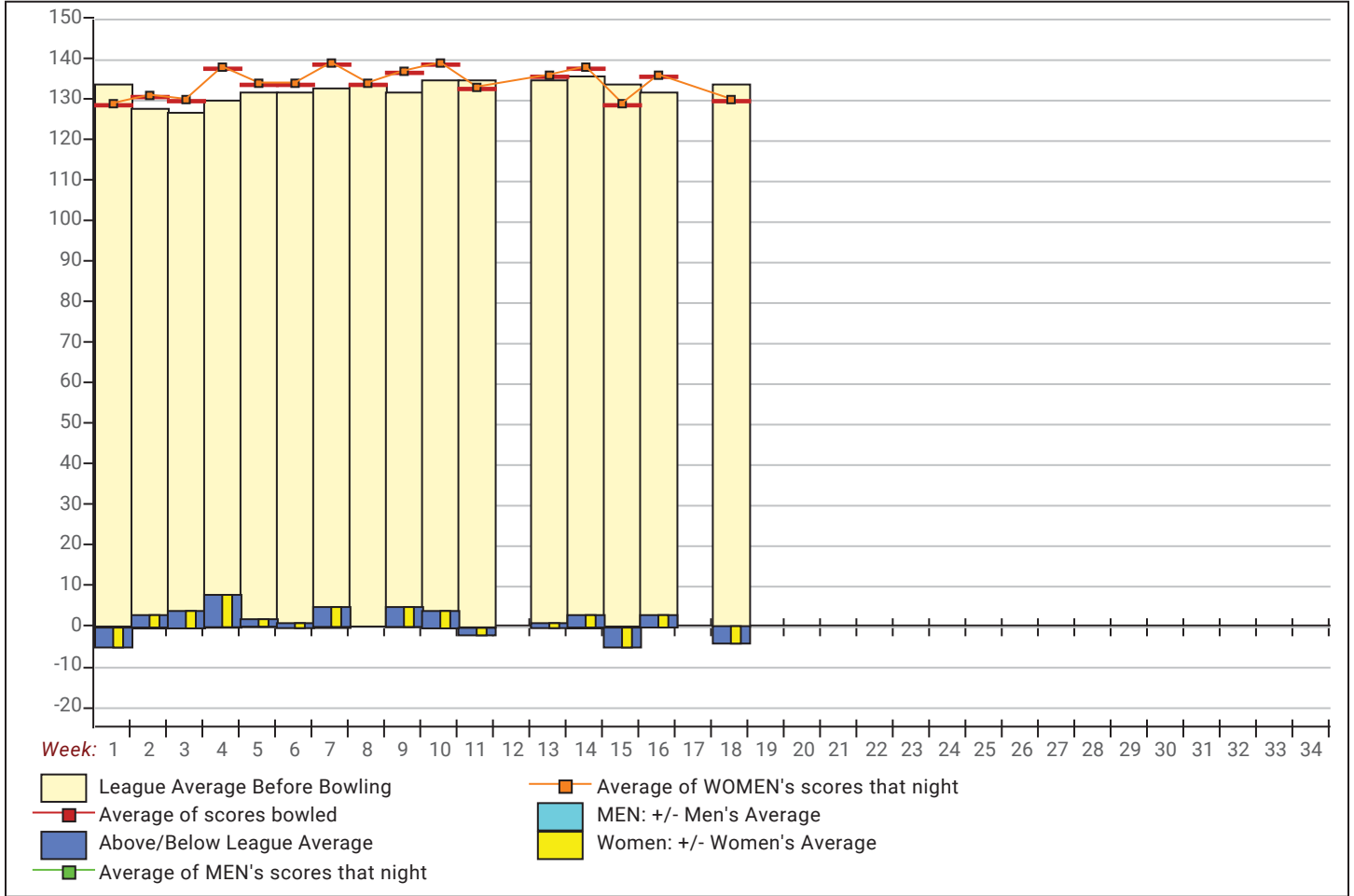


Amount Over/Under Team Average



This report is for scores bowled January 2 which is Week 16 of 32

League Average Week-by-Week



League Average Statistics for Last Week

	League	Right Hand	Left Hand
League Average Before Bowling	133.97	133.20	145.56
Average of scores bowled that night	130.40	128.73	155.33
New League Average After Bowling	134.83	134.07	146.31
Change in League Average	.86	.86	.75
People Who Bowled Over Average	8	7	1
People Who Bowled Under Average	8	8	
Average Amount of Series Over Avg	28.13	27.71	31.00
Average Amount of Series Under Avg	-47.13	-47.13	
Difference Avg, NiteAvg	-3.17	-4.07	10.33
Number of Bowlers	16	15	1
Number of Games Bowled	48	45	3
People Who Raised Their Average	8	7	1
Raised By an Average of This Amount	2.95	3.26	.75
People Who Lowered Their Average	8	8	
Lowered By an Average of This Amou	-1.24	-1.24	
Number of Games Bowled Over Avera	22	19	3
Number of Games Bowled Under Avera	25	25	

Note: Averages are based only on people who bowled.

Wednesday 9:00 AM

Big Apple Fun Center

Lanes 21 - 26

If you have questions, please contact

Penny Kozal (308)440-3286 5915 Ave O, Kearney, NE 68847
 Send E-mail to: pkozal2@gmail.com

Note: This report includes information through January 2 which is Week 16 of 32

Awards Earned This Week

<u>Name</u>	<u>USBC ID Number</u>	<u>Award Average</u>	<u>Award Games</u>	<u>G1</u>	<u>G2</u>	<u>G3</u>	<u>Series</u>	<u>Award Score</u>	<u>Award Received</u>
Judy A. Glover	4132-576 USBC	119	42	139	146	130	415	415	400 Series (Local Assoc. Awards)

Team Standings

Place	Team Name	Points	Points	Year-To-Date	Y-T-D
		Won	Lost	WON	LOST
1	Hits	44	20	44	20
2	Day Dreamers	36	28	36	28
3	Tub's Pub	36	28	36	28
4	Bowlin' Babes	29	35	29	35
5	Gutter Gals	29	35	29	35
6	Pin Drops	18	46	18	46

*** Although not shown, standings are determined by points only for the current part

Last Week's Top Scores

Scratch Game		Scratch Series		Handicap Game		Handicap Series	
183	Pat Bowie	479	Michelle Peterson	224	Pat Bowie	623	Michelle Peterson
169	Michelle Peterson	466	Jodi Daily	217	Michelle Peterson	598	Jodi Daily
163	Lori Donohoe	452	Pat Bowie	213	Barb Harms	592	Barb Harms
163	Jodi Daily	424	Lori Donohoe	212	Steph Meier	576	Beth Bryan
156	Steph Meier	417	Beth Bryan	208	Beth Bryan	575	Pat Bowie
155	Beth Bryan	415	Judy Glover	207	Lori Donohoe	559	Judy Glover
151	Barb Harms	406	Barb Harms	207	Jodi Daily	558	Steph Meier
146	Judy Glover	390	Steph Meier	198	Jo Bendfeldt	557	Susan Wilner
143	Jo Bendfeldt	386	Crystal Dailey	197	Susan Wilner	556	Lori Donohoe
136	Crystal Dailey	379	Marci Benson	194	Judy Glover	545	Crystal Dailey

Wednesday 9:00 am

Big Apple Fun Center

Lanes 25 - 30

President: Linda Fees

Secretary/Treasurer: Penny Kozal

Team Standings

Place	#	Team Name	Points Won	Points Lost	%Won	Pins + HDCP	Scratch Pins	Ave p/gm	Year-To-Date WON	Y-T-D LOST	Y-T-D % WON
1	5	Hits	40½	19½	67.5	53127	39552	425	84½	39½	68.1
2	1	Tub's Pub	32½	27½	54.2	52883	38510	414	68½	55½	55.2
3	6	Bowlin' Babes	32	28	53.3	52108	37174	399	61	63	49.2
4	4	Pin Drops	29½	30½	49.2	51950	36659	394	47½	76½	38.3
5	2	Day Dreamers	26½	33½	44.2	52911	38910	418	62½	61½	50.4
6	3	Gutter Gals	19	41	31.7	51287	34415	370	48	76	38.7

Review of Last Week's Bowling.....

Lanes	Team Name	HDCP -1-	HDCP -2-	HDCP -3-	HDCP Total	Last Wk WON	Team Name	HDCP -1-	HDCP -2-	HDCP -3-	HDCP Total	Last Wk WON
25-26	Tub's Pub	542	604	575	1721	0	<--> Day Dreamers	663	653	624	1940	4
27-28	Gutter Gals	582	538	584	1704	3	<--> Pin Drops	571	570	545	1686	1
29-30	Hits	633	585	581	1799	4	<--> Bowlin' Babes	519	537	549	1605	0

Thanks for bowling! We hope you had a good time. See you next season!

Last Week's Top Scores

Team Scratch Game		Team Scratch Series		Team Handicap Game		Team Handicap Series	
510	Day Dreamers	1481	Day Dreamers	663	Day Dreamers	1940	Day Dreamers
496	Hits	1388	Hits	633	Hits	1799	Hits
461	Tub's Pub	1292	Tub's Pub	604	Tub's Pub	1721	Tub's Pub
411	Pin Drops	1206	Pin Drops	584	Gutter Gals	1704	Gutter Gals
395	Gutter Gals	1137	Gutter Gals	571	Pin Drops	1686	Pin Drops
383	Bowlin' Babes	1107	Bowlin' Babes	549	Bowlin' Babes	1605	Bowlin' Babes
Scratch Game		Scratch Series		Handicap Game		Handicap Series	
191	Marci Benson	543	Marci Benson	237	Marci Benson	681	Marci Benson
178	Lori Donohoe	497	Pat Bowie	222	Lori Donohoe	636	Martha Rojas
171	Linda Fees	491	Lori Donohoe	222	Martha Rojas	623	Lori Donohoe
171	Penny Kozal	480	Penny Kozal	219	Arlene Sonksen	618	Penny Kozal
170	Pat Bowie	461	Michelle Peterson	217	Penny Kozal	614	Pat Bowie
167	Lynda Ogle	457	Linda Fees	215	Linda Fees	614	Arlene Sonksen
162	Arlene Sonksen	447	Lynda Ogle	215	Lynda Ogle	595	Beth Bryan
		447	Martha Rojas				

Season High Scores

Team Scratch Game		Team Scratch Series		Team Handicap Game		Team Handicap Series	
520	Day Dreamers	1481	Day Dreamers	679	Day Dreamers	1940	Day Dreamers
520	Bowlin' Babes	1450	Hits	675	Bowlin' Babes	1903	Tub's Pub
518	Hits	1441	Tub's Pub	664	Tub's Pub	1873	Hits
510	Tub's Pub	1385	Bowlin' Babes	660	Hits	1871	Bowlin' Babes
483	Pin Drops	1313	Pin Drops	643	Pin Drops	1820	Pin Drops
464	Gutter Gals	1232	Gutter Gals	640	Gutter Gals	1763	Gutter Gals
Scratch Game		Scratch Series		Handicap Game		Handicap Series	
222	Linda Fees	580	Linda Fees	270	Linda Fees	724	Linda Fees
209	Jo Bendfeldt	554	Penny Kozal	265	Jo Bendfeldt	698	Penny Kozal
197	Jodi Daily	543	Marci Benson	251	Crystal Dailey	689	Crystal Dailey
196	Michelle Peterson	529	Lori Donohoe	246	Debra Kermmoade	681	Marci Benson
195	Pat Bowie	521	Crystal Dailey	244	Michelle Peterson	670	Lynda Ogle
195	Crystal Dailey	514	Lynda Ogle	243	Lynda Ogle	669	Bronte Nielsen
192	Lori Donohoe	513	Pat Bowie	242	Lori Donohoe	661	Lori Donohoe
192	Marci Benson						
192	Penny Kozal						

Team Rosters

1 - Tub's Pub

Name	Ave	HDCP	Pins	Gms	High Game	High Sers	HDCP Game	HDCP Sers	Most Improved Ave +/-	To Raise Avg +1	To Drop Avg -1	Weekly Over Ave Series Ave +/-
Linda Fees	144	44	9978	69	222	580	270	724	139 +5.61	462	389	457 - 432=25
Lynn Eacker	124	60	10089	81	172	439	232	619	122 +2.56	411	326	338 - 375=-37
Pat Bowie	152	38	10056	66	195	513	236	633	144 +8.36	501	431	497 - 453=44
Steph Meier	132	54	5966	45	180	492	235	660	129 +3.58	418	369	

2 - Day Dreamers

Name	Ave	HDCP	Pins	Gms	High Game	High Sers	HDCP Game	HDCP Sers	Most Improved Ave +/-	To Raise Avg +1	To Drop Avg -1	Weekly Over Ave Series Ave +/-
Jen Landanger	149	40	4049	27	231	506	269	620	151 -1.04	451	420	
Lori Donohoe	146	43	9663	66	192	529	242	661	140 +6.41	480	410	491 - 435=56
Marci Benson	143	45	11213	78	192	543	237	681	149 -5.24	451	369	543 - 426=117
Deb Gibbs	138	49	5822	42	204	478	254	664	135 +3.62	433	387	
Martha Rojas	123	61	5169	42	179	447	246	644	116 +7.07	411	365	447 - 363=84
Sue Lammers	99	80	599	6	139	367	212	586		301	291	
Judy Glover	131	55	1180	9	176	415	233	583		404	391	

3 - Gutter Gals

Name	Ave	HDCP	Pins	Gms	High Game	High Sers	HDCP Game	HDCP Sers	Most Improved Ave +/-	To Raise Avg +1	To Drop Avg -1	Weekly Over Ave Series Ave +/-
Jo Bendfeldt	130	56	8642	66	209	461	265	629	129 +1.94	397	327	
Arlene Sonksen	129	56	8171	63	183	449	241	620	127 +2.70	409	342	443 - 384=59
Barb Harms	117	66	6351	54	160	406	223	596	121 -3.39	375	317	368 - 351=17
Susan Wilner	117	66	9154	78	157	421	228	632	117 +0.36	404	322	326 - 351=-25

4 - Pin Drops

Name	Ave	HDCP	Pins	Gms	High Game	High Sers	HDCP Game	HDCP Sers	Most Improved Ave +/-	To Raise Avg +1	To Drop Avg -1	Weekly Over Ave Series Ave +/-
Sheryl Cochran	132	54	11159	84	182	464	238	632	133 -0.15	412	324	401 - 396=5
Beth Bryan	136	51	10261	75	186	498	239	657	130 +6.81	425	346	442 - 408=34
Debra Kermmoade	131	55	9466	72	190	475	246	643	130 +1.47	434	358	

5 - Hits

Name	Ave	HDCP	Pins	Gms	High Game	High Sers	HDCP Game	HDCP Sers	Most Improved Ave +/-	To Raise Avg +1	To Drop Avg -1	Weekly Over Ave Series Ave +/-
Michelle Peterson	146	43	10535	72	196	509	244	653	136 +10.32	490	414	461 - 438=23
Penny Kozal	142	46	12848	90	192	554	240	698	139 +3.76	451	357	480 - 426=54
Lynda Ogle	140	48	12224	87	191	514	243	670	141 -0.49	466	375	447 - 420=27

6 - Bowlin' Babes

Name	Ave	HDCP	Pins	Gms	High Game	High Sers	HDCP Game	HDCP Sers	Most Improved Ave +/-	To Raise Avg +1	To Drop Avg -1	Weekly Over Ave Series Ave +/-
Bronte Nielsen	125	60	9412	75	175	483	237	669	128 -2.51	416	337	
Crystal Dailey	134	52	9701	72	195	521	251	689	134 +0.74	424	348	
Jodi Daily	147	42	11478	78	197	504	240	633	146 +1.15	510	428	419 - 441=-22

Temporary Substitutes

Name	Ave	HDCP	Pins	Gms	High Game	High Sers	HDCP Game	HDCP Sers	Most Improved Ave +/-	To Raise Avg +1	To Drop Avg -1	Weekly Over Ave Series Ave +/-
Frances Hancock	125	60	3384	27	183	432	252	639	126 -0.67	396	365	
Jo Johnson	117	66	1060	9	134	363	199	558		356	343	343 - 357=-14
Donna Michel	112	70	676	6	131	354	188	519		341	331	

Individual High Averages

152.36	Pat Bowie	147.15	Jodi Daily	146.41	Lori Donohoe
146.32	Michelle Peterson	144.61	Linda Fees	143.76	Marci Benson
142.76	Penny Kozal	140.51	Lynda Ogle	136.81	Beth Bryan

Most Improved Average

136 to 146.32 = +10.32 Michelle Peterson	144 to 152.36 = +8.36 Pat Bowie	130 to 136.81 = +6.81 Beth Bryan
140 to 146.41 = +6.41 Lori Donohoe	139 to 144.61 = +5.61 Linda Fees	139 to 142.76 = +3.76 Penny Kozal

Most Un-Improved Averages

149 to 143.76 = -5.24 Marci Benson	121 to 117.61 = -3.39 Barb Harms	128 to 125.49 = -2.51 Bronte Nielsen
151 to 149.96 = -1.04 Jen Landanger	126 to 125.33 = -0.67 Frances Hancock	141 to 140.51 = -0.49 Lynda Ogle

Newcomers 2018-19

Big Apple Fun Center Reprint of Scores -- Week 31

Lane 25 1 - Tub's Pub Week 31 4/24/2019

Name	Old	Old	-1-	-2-	-3-	Total	HDCP
	Ave	HDCP					Total
Linda K. Fees	144	44	121	171	165	457	589
Lynn R. Eacker	125	60	120	120	98	338	518
Pat L. Bowie	151	39	158	170	169	497	614
			====	====	====	====	====
Scratch Total			399	461	432	1292	1292
Handicap			143	143	143	429	
Total			542	604	575	1292	1721
Team Points Won			0.0	0.0	0.0	0.0	0.0

Lane 26 2 - Day Dreamers Week 31 4/24/2019

Name	Old	Old	-1-	-2-	-3-	Total	HDCP
	Ave	HDCP					Total
Lori A. Donohoe	145	44	163	178	150	491	623
Marci A. Benson	142	46	189	163	191	543	681
Martha Rojas	121	63	158	159	130	447	636
			====	====	====	====	====
Scratch Total			510	500	471	1481	1481
Handicap			153	153	153	459	
Total			663	653	624	1481	1940
Team Points Won			1.0	1.0	1.0	4.0	4.0

Lane 27 3 - Gutter Gals Week 31 4/24/2019

Name	Old	Old	-1-	-2-	-3-	Total	HDCP
	Ave	HDCP					Total
Arlene F. Sonksen	128	57	162	133	148	443	614
Barb Harms	117	66	131	120	117	368	566
Susan L. Wilner	117	66	100	96	130	326	524
			====	====	====	====	====
Scratch Total			393	349	395	1137	1137
Handicap			189	189	189	567	
Total			582	538	584	1137	1704
Team Points Won			1.0	0.0	1.0	3.0	3.0

Lane 28 4 - Pin Drops Week 31 4/24/2019

Name	Old	Old	-1-	-2-	-3-	Total	HDCP
	Ave	HDCP					Total
Sheryl S. Cochran	132	54	142	144	115	401	563
Beth Bryan	136	51	148	145	149	442	595
Debra K. Kermmoade	131	55	a121	a121	a121	363	528
			====	====	====	====	====
Scratch Total			411	410	385	1206	1206
Handicap			160	160	160	480	
Total			571	570	545	1206	1686
Team Points Won			0.0	1.0	0.0	1.0	1.0

Lane 29 5 - Hits Week 31 4/24/2019

Name	Old	Old	-1-	-2-	-3-	Total	HDCP
	Ave	HDCP					Total
Michelle J. Peterson	146	43	158	145	158	461	590
Penny A. Kozal	142	46	171	150	159	480	618
Lynda M. Ogle	140	48	167	153	127	447	591
			====	====	====	====	====
Scratch Total			496	448	444	1388	1388
Handicap			137	137	137	411	
Total			633	585	581	1388	1799
Team Points Won			1.0	1.0	1.0	4.0	4.0

Lane 30 6 - Bowlin' Babes Week 31 4/24/2019

Name	Old	Old	-1-	-2-	-3-	Total	HDCP
	Ave	HDCP					Total
Bronte M. Nielsen	125	60	a115	a115	a115	345	525
Jodi Daily	147	42	128	135	156	419	545
Jo Johnson	119	64	110	121	112	343	535
			====	====	====	====	====
Scratch Total			353	371	383	1107	1107
Handicap			166	166	166	498	
Total			519	537	549	1107	1605
Team Points Won			0.0	0.0	0.0	0.0	0.0

Wednesday 9:00 am

Big Apple Fun Center

Change in Average

Name	-----Old-----		Old					---Average Change---			Weekly Over Ave		
	Pins	Games	Ave	-1-	-2-	-3-	Total	New - Old	---->	+/-	Series Ave +/-		
Jo Bendfeldt	8642	66	130				0	130.94	-	130.94	=	0.00	
Marci A. Benson	10670	75	142	189	163	191	543	143.76	-	142.27	=	1.49	543 - 426=117
Pat L. Bowie	9559	63	151	158	170	169	497	152.36	-	151.73	=	0.63	497 - 453=44
Beth Bryan	9819	72	136	148	145	149	442	136.81	-	136.38	=	0.44	442 - 408=34
Sheryl S. Cochran	10758	81	132	142	144	115	401	132.85	-	132.81	=	0.03	401 - 396=5
Crystal S. Dailey	9701	72	134				0	134.74	-	134.74	=	0.00	
Jodi Daily	11059	75	147	128	135	156	419	147.15	-	147.45	=	-0.30	419 - 441=-22
Lori A. Donohoe	9172	63	145	163	178	150	491	146.41	-	145.59	=	0.82	491 - 435=56
Lynn R. Eacker	9751	78	125	120	120	98	338	124.56	-	125.01	=	-0.46	338 - 375=-37
Linda K. Fees	9521	66	144	121	171	165	457	144.61	-	144.26	=	0.35	457 - 432=25
Deb Gibbs	5822	42	138				0	138.62	-	138.62	=	0.00	
Judy A. Glover	1180	9	131				0	131.11	-	131.11	=	0.00	
Frances M. Hancock	3384	27	125				0	125.33	-	125.33	=	0.00	
Barb Harms	5983	51	117	131	120	117	368	117.61	-	117.31	=	0.30	368 - 351=17
Jo Johnson	717	6	119	110	121	112	343	117.78	-	119.50	=	-1.72	343 - 357=-14
Debra K. Kermmoade	9466	72	131	a121	a121	a121	363	131.47	-	131.47	=	0.00	
Penny A. Kozal	12368	87	142	171	150	159	480	142.76	-	142.16	=	0.59	480 - 426=54
Sue Lammers	599	6	99				0	99.83	-	99.83	=	0.00	
Jen Landanger	4049	27	149				0	149.96	-	149.96	=	0.00	
Steph Meier	5966	45	132				0	132.58	-	132.58	=	0.00	
Donna J. Michel	676	6	112				0	112.67	-	112.67	=	0.00	
Bronte M. Nielsen	9412	75	125	a115	a115	a115	345	125.49	-	125.49	=	0.00	
Lynda M. Ogle	11777	84	140	167	153	127	447	140.51	-	140.20	=	0.30	447 - 420=27
Michelle J. Peterson	10074	69	146	158	145	158	461	146.32	-	146.00	=	0.32	461 - 438=23
Martha Rojas	4722	39	121	158	159	130	447	123.07	-	121.08	=	1.99	447 - 363=84
Arlene F. Sonksen	7728	60	128	162	133	148	443	129.70	-	128.80	=	0.90	443 - 384=59
Susan L. Wilner	8828	75	117	100	96	130	326	117.36	-	117.71	=	-0.35	326 - 351=-25

Wednesday 9:00 am

Big Apple Fun Center**High Average Listing**

Name	True Average	Pins	Gms	To Raise Avg +1	To Drop Avg -1
Pat L. Bowie	152.36	10056	66	501	431
Jennifer M. Landanger	149.96	4049	27	451	420
Jodi Daily	147.15	11478	78	510	428
Lori A. Donohoe	146.41	9663	66	480	410
Michelle J. Peterson	146.32	10535	72	490	414
Linda K. Fees	144.61	9978	69	462	389
Marci A. Benson	143.76	11213	78	451	369
Penny A. Kozal	142.76	12848	90	451	357
Lynda M. Ogle	140.51	12224	87	466	375
Debra J. Gibbs	138.62	5822	42	433	387
Beth Bryan	136.81	10261	75	425	346
Crystal S. Dailey	134.74	9701	72	424	348
Sheryl S. Cochran	132.85	11159	84	412	324
Stephanie A. Meier	132.58	5966	45	418	369
Debra K. Kermmoade	131.47	9466	72	434	358
Judy A. Glover	131.11	1180	9	404	391
Joan L. Bendfeldt	130.94	8642	66	397	327
Arlene F. Sonksen	129.70	8171	63	409	342
Bronte M. Nielsen	125.49	9412	75	416	337
Frances M. Hancock	125.33	3384	27	396	365
Lynn R. Eacker	124.56	10089	81	411	326
Martha Rojas	123.07	5169	42	411	365
Jo Ann Johnson	117.78	1060	9	356	343
Barbara A. Harms	117.61	6351	54	375	317
Susan L. Wilner	117.36	9154	78	404	322
Donna J. Michel	112.67	676	6	341	331
Sue Lammers	99.83	599	6	301	291

Wednesday 9:00 am

Big Apple Fun Center

Most Pins Over Average

Name	-----Old-----		Old					---Average Change---			Weekly Over Ave	
	Pins	Games	Ave	-1-	-2-	-3-	Total	New - Old	---->	+/-	Series Ave +/-	
Marci A. Benson	10670	75	142	189	163	191	543	143.76	-	142.27	= 1.49	543 - 426=117
Martha Rojas	4722	39	121	158	159	130	447	123.07	-	121.08	= 1.99	447 - 363=84
Arlene F. Sonksen	7728	60	128	162	133	148	443	129.70	-	128.80	= 0.90	443 - 384=59
Lori A. Donohoe	9172	63	145	163	178	150	491	146.41	-	145.59	= 0.82	491 - 435=56
Penny A. Kozal	12368	87	142	171	150	159	480	142.76	-	142.16	= 0.59	480 - 426=54
Pat L. Bowie	9559	63	151	158	170	169	497	152.36	-	151.73	= 0.63	497 - 453=44
Beth Bryan	9819	72	136	148	145	149	442	136.81	-	136.38	= 0.44	442 - 408=34
Lynda M. Ogle	11777	84	140	167	153	127	447	140.51	-	140.20	= 0.30	447 - 420=27
Linda K. Fees	9521	66	144	121	171	165	457	144.61	-	144.26	= 0.35	457 - 432=25
Michelle J. Peterson	10074	69	146	158	145	158	461	146.32	-	146.00	= 0.32	461 - 438=23
Barb Harms	5983	51	117	131	120	117	368	117.61	-	117.31	= 0.30	368 - 351=17
Sheryl S. Cochran	10758	81	132	142	144	115	401	132.85	-	132.81	= 0.03	401 - 396=5
Jo Johnson	717	6	119	110	121	112	343	117.78	-	119.50	= -1.72	343 - 357=-14
Jodi Daily	11059	75	147	128	135	156	419	147.15	-	147.45	= -0.30	419 - 441=-22
Susan L. Wilner	8828	75	117	100	96	130	326	117.36	-	117.71	= -0.35	326 - 351=-25
Lynn R. Eacker	9751	78	125	120	120	98	338	124.56	-	125.01	= -0.46	338 - 375=-37

Wednesday 9:00 am

Big Apple Fun Center

Alphabetic League Bowler Contact List

USBC					Bowling	
ID Number	Name	Phone	Phone	E-mail	Hand	Sex
4132-189	Bendfeldt, Joan "Jo" L.	(308)234-9190	() - -	jevend@frontiernet.net	R	W
4132-143	Benson, Marci A.	(308)627-5585	() - -	bensonbunch5@hotmail.com	R	W
4132-177	Bowie, Pat L.	(308)440-055_	() - -	patsen@frontiernet.net	R	W
4132-80	Bryan, Beth	(308)856-4346	() - -		R	W
4132-1392	Cochran, Sheryl S.	(308)440-0159	() - -		R	W
4132-565	Dailey, Crystal S.	(308)440-2439	() - -	crystaldailey@charter.net	R	W
4144-25	Daily, Jodi	(308)234-6770	(308)458-9806	djdaily@frontiernet.net	L	W
4132-155	Donohoe, Lori A.	(308)237-1316	() - -	ladonohoe64@gmail.com	R	W
4132-179	Eacker, Lynn R.	(308)440-6665	() - -	eackersfords@charter.net	R	W
4132-178	Fees, Linda K.	(308)457-3303	() - -	kfees@kearney.net	R	W
4132-156	Gibbs, Debra "Deb" J.	(308)627-5338	() - -	the4gibbs@yahoo.com	R	W
4132-576	Glover, Judy A.	(308)234-6051	() - -	judyann Glover@hotmail.com	R	W
4132-879	Hancock, Frances M.	(308)236-6057	() - -	mrsfranny@charter.net	R	W
4132-190	Harms, Barbara "Barb" A.	(308)237-5561	() - -		R	W
4132-4	Johnson, Jo Ann "Jo"	(308)627-5744	(308)237-3045	jimanjo@charter.net	R	W
4092-89	Kermmoade, Debra K.	(402)314-8441	() - -		R	W
4132-130	Kozal, Penny A.	(308)440-3286	() - -	pkozal2@gmail.com	R	W
9726-4167	Lammers, Sue	(308)830-0597	(308)743-2145	kslammers7@gmail.com	R	W
4132-1255	Landanger, Jennifer "Jen" M.	(308)237-1285	() - -	jmlandanger@charter.net	R	W
4132-985	Meier, Stephanie "Steph" A.	(308)627-6131	() - -	bowie2meier@yahoo.com	R	W
4136-404	Michel, Donna J.	(308)893-4270	(308)440-9402	de.michel@gmail.com	R	W
4136-315	Nielsen, Bronte M.	(308)440-3527	() - -	darbro2@charter.net	R	W
4132-1198	Ogle, Lynda M.	(308)224-3490	() - -		R	W
4132-1524	Peterson, Michelle J.	(308)224-4904	() - -	mjanep17@gmail.com	R	W
9726-4118	Rojas, Martha	(308)440-9703	() - -	mwrojas4@gmail.com	R	W
4132-191	Sonksen, Arlene F.	(308)234-3985	() - -	arlenesonksen@aol.com	R	W
4132-925	Wilner, Susan L.	(308)338-1516	() - -		R	W

Newcomers 2018-19

Big Apple Fun Center

This report is for scores bowled April 24 which is Week 31 of 31

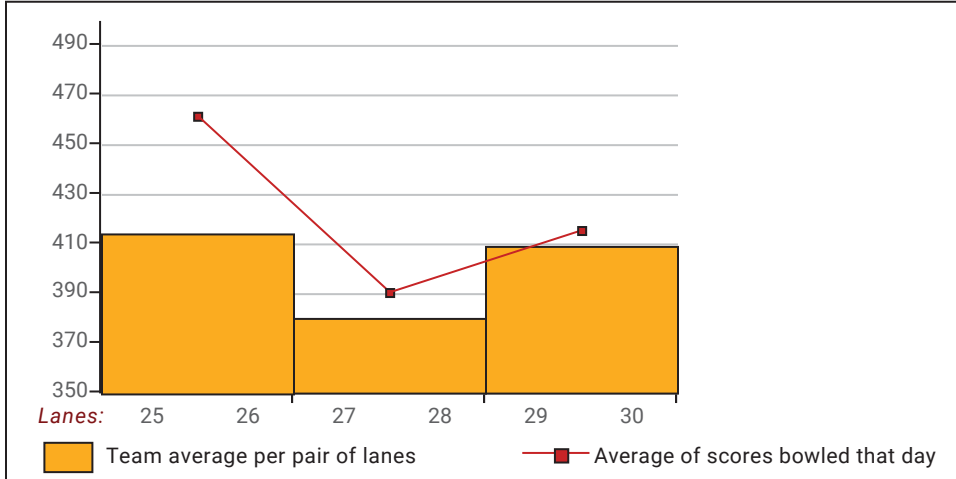
This Week's Statistics: Lefties vs Righties

Unless designated left handed, bowlers are considered right handed.

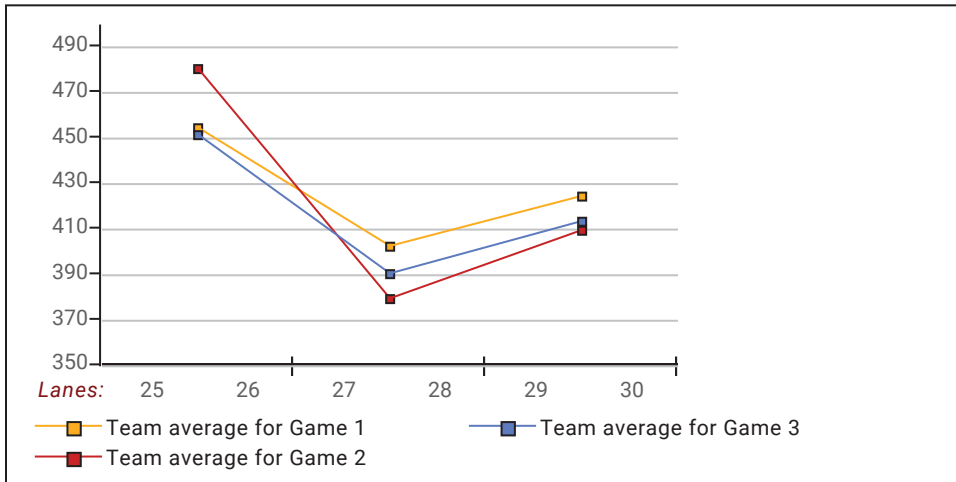
	Over All	Right	Left
How many people bowled	16	15	1
Number of games bowled	48	45	3
Actual average of week's scores	143.81	144.09	139.67
How many games above average	34	33	1
How many games below average	13	11	2
Pins above/below average per game	9.31	10.42	-7.33
How many people raised average	12	12	--
by this amount	0.68	0.68	0.00
How many people went down	4	3	1
by this amount	-0.71	-0.84	-0.30
League average before bowling	134.89	134.05	147.45
League average after bowling	135.23	134.43	147.15
Change in league average	0.33	0.38	-0.30
800s	--	--	--
775s	--	--	--
750s	--	--	--
725s	--	--	--
700s	--	--	--
675s	--	--	--
650s	--	--	--
625s	--	--	--
600s	--	--	--
575s	--	--	--
550s	--	--	--
525s	1	1	--
500s	--	--	--
475s	3	3	--
450s	2	2	--
425s	4	4	--
400s	2	1	1
below 400	4	4	--
300s	--	--	--
275s	--	--	--
250s	--	--	--
225s	--	--	--
200s	--	--	--
175s	3	3	--
150s	19	18	1
125s	14	12	2
100s	10	10	--
below 100	2	2	--

This report is for scores bowled April 24 which is Week 31 of 31

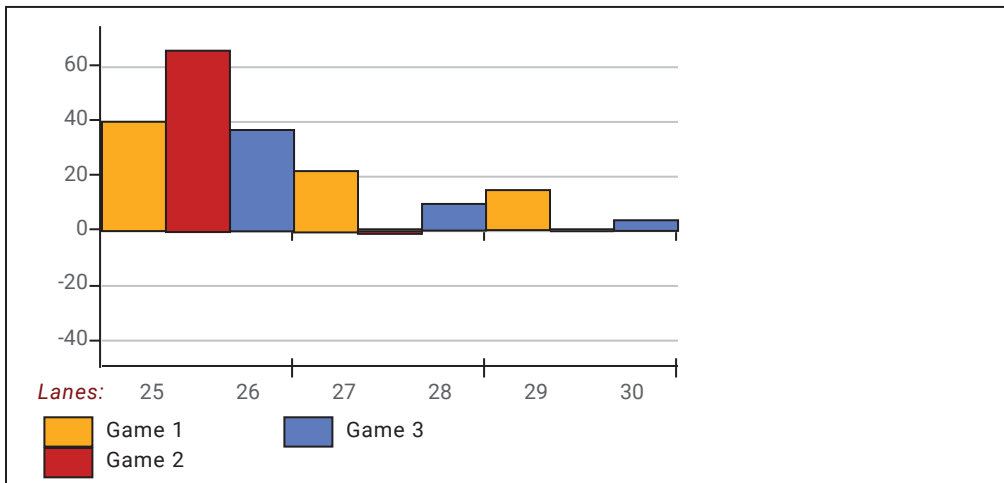
Team Average vs Ave of Scores



Average of Scores for Each Game

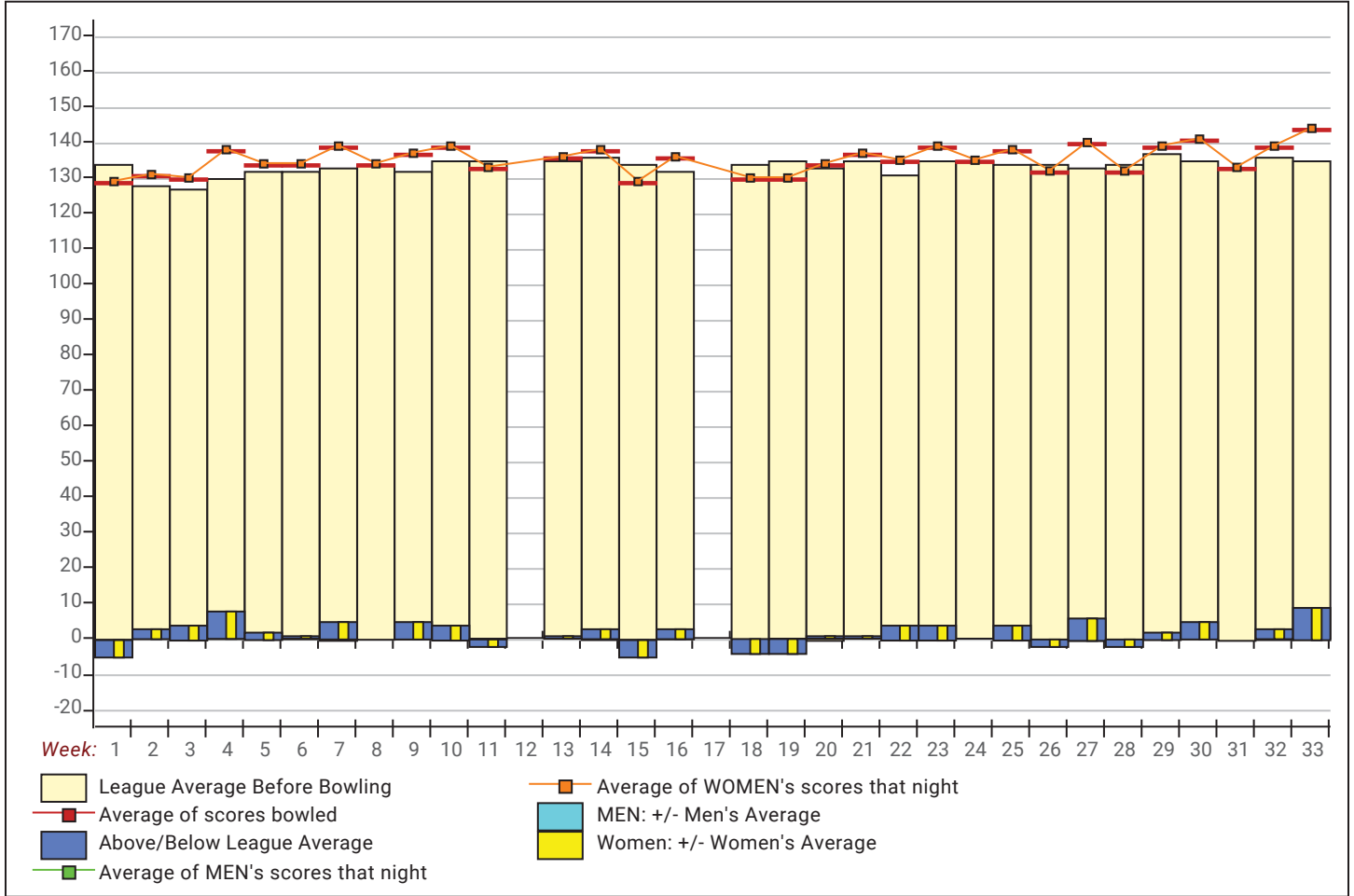


Amount Over/Under Team Average



This report is for scores bowled April 24 which is Week 31 of 31

League Average Week-by-Week



League Average Statistics for Last Week

	League	Right Hand	Left Hand
League Average Before Bowling	134.89	134.05	147.45
Average of scores bowled that night	143.81	144.09	139.67
New League Average After Bowling	135.23	134.43	147.15
Change in League Average	.33	.38	-.30
People Who Bowled Over Average	12	12	
People Who Bowled Under Average	4	3	1
Average Amount of Series Over Avg	45.42	45.42	
Average Amount of Series Under Avg	-24.50	-25.33	-22.00
Difference Avg, NiteAvg	9.31	10.42	-7.33
Number of Bowlers	16	15	1
Number of Games Bowled	48	45	3
People Who Raised Their Average	12	12	
Raised By an Average of This Amount	.68	.68	
People Who Lowered Their Average	4	3	1
Lowered By an Average of This Amou	-.71	-.84	-.30
Number of Games Bowled Over Avera	34	33	1
Number of Games Bowled Under Avera	13	11	2

Note: Averages are based only on people who bowled.

Wednesday 9:00 am

Big Apple Fun Center

Lanes 25 - 30

If you have questions, please contact

Penny Kozal (308)440-3286 5915 Ave O, Kearney, NE 68847
 Send E-mail to: pkozal2@gmail.com

Note: This report includes information through April 24 which is Week 31 of 31

Awards Earned This Week

<u>Name</u>	<u>USBC ID Number</u>	<u>Award Average</u>	<u>Award Games</u>	<u>G1</u>	<u>G2</u>	<u>G3</u>	<u>Series</u>	<u>Award Score</u>	<u>Award Received</u>
Marci A. Benson	4132-143 USBC	142	75	189	163	191	543	543	500 Series (Local Assoc. Awards)

Team Standings

Place	Team Name	Points	Points	Year-To-Date	Y-T-D
		Won	Lost	WON	LOST
1	Hits	40½	19½	84½	39½
2	Tub's Pub	32½	27½	68½	55½
3	Bowlin' Babes	32	28	61	63
4	Pin Drops	29½	30½	47½	76½
5	Day Dreamers	26½	33½	62½	61½
6	Gutter Gals	19	41	48	76

*** Although not shown, standings are determined by points only for the current part

Last Week's Top Scores

Scratch Game		Scratch Series		Handicap Game		Handicap Series	
191	Marci Benson	543	Marci Benson	237	Marci Benson	681	Marci Benson
178	Lori Donohoe	497	Pat Bowie	222	Lori Donohoe	636	Martha Rojas
171	Linda Fees	491	Lori Donohoe	222	Martha Rojas	623	Lori Donohoe
171	Penny Kozal	480	Penny Kozal	219	Arlene Sonksen	618	Penny Kozal
170	Pat Bowie	461	Michelle Peterson	217	Penny Kozal	614	Pat Bowie
167	Lynda Ogle	457	Linda Fees	215	Linda Fees	614	Arlene Sonksen
162	Arlene Sonksen	447	Lynda Ogle	215	Lynda Ogle	595	Beth Bryan
159	Martha Rojas	447	Martha Rojas	209	Pat Bowie	591	Lynda Ogle
158	Michelle Peterson	443	Arlene Sonksen	201	Michelle Peterson	590	Michelle Peterson
156	Jodi Daily	442	Beth Bryan	200	Beth Bryan	589	Linda Fees