

Monday 6:30 pm

Big Apple Fun Center

Lanes 1 - 12

President: Chuck Brisbin (308)440-2265 is on Lane 12 Vice President: Larry Giddings (308)627-3247 is on Lane 4
 Secretary/Treasurer: Gary Hatcher (308)238-3914 is on Lane 5

Team Standings

Place	#	Team Name	Points Won	Points Lost	%Won	Pins + HDCP	Scratch Pins	Ave p/gm	Year-To-Date WON	Y-T-D LOST	Y-T-D % WON
1	9	Lethal Injection Diesel	288 ½	111 ½	72.1	32692	22249	741	288 ½	111 ½	72.1
2	2	Chicken Coop	238	162	59.5	32000	28592	953	238	162	59.5
3	6	West	229 ½	170 ½	57.4	32193	25476	849	229 ½	170 ½	57.4
4	1	Old Chicago	205	195	51.3	32057	24897	829	205	195	51.3
5	10	Kirkland Siding	191 ½	208 ½	47.9	32425	25039	834	191 ½	208 ½	47.9
6	4	Mad Doctors	191 ½	208 ½	47.9	31876	21358	711	191 ½	208 ½	47.9
7	7	DMilaco	187 ½	212 ½	46.9	32481	21006	700	187 ½	212 ½	46.9
8	11	Eustis Body Shop	185	215	46.3	32514	28498	949	185	215	46.3
9	3	Cunninghams	181 ½	218 ½	45.4	32204	27848	928	181 ½	218 ½	45.4
10	12	Big Apple Fun Center	181 ½	218 ½	45.4	32147	26948	898	181 ½	218 ½	45.4
11	5	Wilke Contracting Corp.	177 ½	222 ½	44.4	32370	22434	747	177 ½	222 ½	44.4
12	8	Auto Central	143	257	35.8	31759	24397	813	143	257	35.8

Review of Last Week's Bowling.....

Lanes	Team Name	HDCP -1-	HDCP -2-	HDCP -3-	HDCP Total	Last Wk WON	Team Name	HDCP -1-	HDCP -2-	HDCP -3-	HDCP Total	Last Wk WON
1-2	Cunninghams	1085	1079	1089	3253	32 ½	Kirkland Siding	1055	1064	1071	3190	7 ½
3-4	Auto Central	1084	1048	1029	3161	11 ½	Lethal Injection Diesel	1056	1112	1082	3250	28 ½
5-6	Mad Doctors	1094	1127	1087	3308	27	Old Chicago	1124	1047	1048	3219	13
7-8	Chicken Coop	1099	1155	1192	3446	26 ½	DMilaco	1156	1062	1118	3336	13 ½
9-10	Wilke Contracting Cor	1173	1129	1014	3316	19 ½	Eustis Body Shop	1163	1082	1141	3386	20 ½
11-12	Big Apple Fun Center	1108	1006	1021	3135	20	West	1067	1182	998	3247	20

Lane Assignments

	1-2	3-4	5-6	7-8	9-10	11-12
Wk11 11/19	8-4	7-3	6-9	11-10	12-1	5-2
Wk12 11/26	6-5	2-1	12-11	4-3	8-7	10-9
Wk13 12/03	3-12	5-4	8-10	2-6	11-9	7-1

Last Week's Top Scores

Team Scratch Game	Team Scratch Series	Team Handicap Game	Team Handicap Series
1095 Chicken Coop	3155 Chicken Coop	1192 Chicken Coop	3446 Chicken Coop
1046 Eustis Body Shop	3035 Eustis Body Shop	1182 West	3386 Eustis Body Shop
970 Cunninghams	2896 Cunninghams	1173 Wilke Contracting Corp.	3336 DMilaco
947 West	2542 West	1163 Eustis Body Shop	3316 Wilke Contracting
910 Big Apple Fun Center	2541 Big Apple Fun Center	1156 DMilaco	3308 Mad Doctors
853 Old Chicago	2518 Kirkland Siding	1127 Mad Doctors	3253 Cunninghams
847 Kirkland Siding	2414 Auto Central	1124 Old Chicago	3250 Lethal Injection Die
836 Wilke Contracting Corp.	2406 Old Chicago	1112 Lethal Injection Diesel	3247 West
835 Auto Central	2347 Lethal Injection Diesel	1108 Big Apple Fun Center	3219 Old Chicago
811 Lethal Injection Diesel	2305 Wilke Contracting Corp.	1089 Cunninghams	3190 Kirkland Siding
767 Mad Doctors	2228 Mad Doctors	1084 Auto Central	3161 Auto Central
757 DMilaco	2139 DMilaco	1071 Kirkland Siding	3135 Big Apple Fun Cent
Scratch Game	Scratch Series	Handicap Game	Handicap Series
278 Sam Fread	712 Sam Fread	278 Sam Fread	786 Zack Journey
244 Carter Hollis	664 Scott Bauer	277 Zack Journey	757 David Hibberd
239 Jeremy Dalland	655 Todd Mathews	270 David Hibberd	730 Scott Bauer
237 Todd Mathews	650 Carter Hollis	259 Scott vonAschwege	723 Flip Fisher
235 Jarvis Culler	648 Logan Wirth	255 Dave Wilke	712 Sam Fread
228 Jerred Johnson	637 Jeremy Dalland	254 Dave Fread	706 Dave Fread
225 Randy Myers	619 Dave Fread	254 Jarvis Culler	703 Trevor Roberts
225 Dave Fread	616 David Hibberd	253 Ivan Stones	700 Mark Bowman
224 Greg Pettit	613 Jerred Johnson	253 Carter Hollis	699 Logan Wirth
223 David Hibberd	609 Jarvis Culler	250 Todd Mathews	699 Noel Carnahan
		250 Mark Bowman	

Season High Scores

Team Scratch Game		Team Scratch Series		Team Handicap Game		Team Handicap Series	
1150	Eustis Body Shop	3155	Chicken Coop	1282	Big Apple Fun Center	3497	Old Chicago
1095	Chicken Coop	3072	Eustis Body Shop	1280	Eustis Body Shop	3482	West
1076	Big Apple Fun Center	2937	Cunninghams	1254	Old Chicago	3472	Eustis Body Shop
1075	Cunninghams	2880	Big Apple Fun Center	1205	Lethal Injection Diesel	3448	Lethal Injection Die
1032	Old Chicago	2799	Old Chicago	1202	Cunninghams	3446	Chicken Coop
956	Auto Central	2741	West	1197	Chicken Coop	3425	Kirkland Siding
947	West	2669	Kirkland Siding	1191	Mad Doctors	3400	Big Apple Fun Cent
931	Kirkland Siding	2641	Auto Central	1191	West	3383	Auto Central
860	Lethal Injection Diesel	2443	Lethal Injection Diesel	1177	Wilke Contracting Corp.	3369	Wilke Contracting
849	Mad Doctors	2410	Wilke Contracting Corp.	1165	Auto Central	3361	DMilaco
836	Wilke Contracting Corp.	2247	Mad Doctors	1159	DMilaco	3347	Cunninghams
803	DMilaco	2240	DMilaco	1159	Kirkland Siding	3308	Mad Doctors
Scratch Game		Scratch Series		Handicap Game		Handicap Series	
278	Sam Fread	717	Sam Fread	300	Bob Stevens	817	Darrin Karsten
277	Bill Robinson	700	Darrin Karsten	300	Gary Hatcher	792	Ivan Stones
277	Darrin Karsten	698	Jeremy Dalland	300	Bill Robinson	788	Bill Robinson
269	Todd Mathews	695	Todd Mathews	300	Dave Fread	786	Zack Journey
268	Dave Fread	695	Bill Robinson	300	Darrin Karsten	782	Bob Stevens
267	Scott Bauer	688	Jared Samuelson	295	Glen Brown	782	Jarvis Culler
267	Chris Lytle	683	Jarvis Culler	295	Chris Lytle	778	Dave Fread
264	Jerred Johnson	682	Jerred Johnson	293	Bryon Sazama	777	Gary Hatcher
259	Jarvis Culler	670	Carter Hollis	292	Bob Vogt	767	Bob Vogt
256	Gary Hatcher	669	Chuck Brisbin	292	Jarvis Culler	767	LeRoy Hoss
256	Logan Wirth						
256	Randy Myers						

Team Rosters

1 - Old Chicago

Name	Ave	HDCP	Pins	Gms	Points Won	High Game	High Sers	HDCP Game	HDCP Sers	Most Improved Ave +/-	To Raise Avg +1	To Drop Avg -1	Weekly Over Ave Series Ave +/-
Matt Cacy	141	74	4256	30	20.0	197	494	277	734	140 +1.87	430	396	408 - 426=-18
Levi Clark	138	77	2500	18	13.0	169	485	252	734		419	397	435 - 411=24
Scott vonAschwege	171	44	2575	15	10.5	212	557	259	698		521	502	557 - 504=53
Ryan Clark	171	44	2571	15	10.0	223	553	253	643		525	506	493 - 519=-26
Darrin Karsten	183	32	4395	24	15.0	277	700	300	817	184 -0.88	573	545	513 - 552=-39
Tom McLeod	179	36	4298	24	16.5	236	599	274	686	177 +2.08	562	534	
Aaron Gottsch	165	50	1982	12	7.0	207	568	265	742		508	492	
Kelly McFadden	193	22	2320	12	8.0	214	624	229	669		590	574	

2 - Chicken Coop

Name	Ave	HDCP	Pins	Gms	Points Won	High Game	High Sers	HDCP Game	HDCP Sers	Most Improved Ave +/-	To Raise Avg +1	To Drop Avg -1	Weekly Over Ave Series Ave +/-
Tom Richmond	187	28	4506	24	15.0	224	613	262	727	185 +2.75	570	542	603 - 555=48
Jason Stubbs	176	39	2647	15	14.0	218	543	255	660		539	520	
Scott Bauer	196	19	5296	27	22.5	267	664	291	751	191 +5.15	614	583	664 - 579=85
Logan Wirth	200	15	5405	27	17.0	256	663	280	735	196 +4.19	625	594	648 - 594=54
Chuck Brisbin	199	16	4796	24	19.0	248	669	268	729	200 -0.17	604	576	585 - 600=-15
Todd Mathews	205	10	3080	15	13.5	269	695	278	722		628	609	655 - 606=49
Mark Yonkers	163	52	1474	9	3.0	192	536	221	623		494	481	

3 - Cunninghams

Name	Ave	HDCP	Pins	Gms	Points Won	High Game	High Sers	HDCP Game	HDCP Sers	Most Improved Ave +/-	To Raise Avg +1	To Drop Avg -1	Weekly Over Ave Series Ave +/-
Josh Krolikowski	181	34	2715	15	11.0	240	603	287	733		561	542	
Doug Giles	172	43	5179	30	23.0	212	552	254	696	171 +1.63	530	496	531 - 516=15
Chris Lytle	181	34	5440	30	16.0	267	598	295	682	181 +0.33	566	532	572 - 540=32
Jeff Fruhling	179	36	3239	18	11.0	230	592	259	679		541	519	543 - 537=6
Jerred Johnson	209	6	2508	12	4.5	264	682	275	715		642	626	613 - 630=-17
Larry Giddings	178	37	2671	15	8.0	229	578	258	710		551	532	
Jeremy Dalland	218	0	4583	21	18.0	253	698	253	698	218 +0.24	673	648	637 - 657=-20

4 - Mad Doctors

Name	Ave	HDCP	Pins	Gms	Points	High	High	HDCP	HDCP	Most Improved		To Raise	To Drop	Weekly Over Ave
					Won	Game	Sers	Game	Sers	Ave	+/-	Avg +1	Avg -1	Series Ave +/-
Brandon Young	124	91	2983	24	18.5	156	413	257	715	122	+2.29	392	364	413 - 366=47
Scott Matteson	134	81	2420	18	14.0	177	435	263	687			415	393	
Earl Rademacher	126	89	2652	21	9.0	175	421	266	691	126	+0.29	396	371	369 - 378=-9
Randy Myers	192	23	4625	24	17.0	256	653	283	716	191	+1.71	586	558	606 - 573=33
Chris Exstrom	137	78	2061	15	9.0	183	470	256	689			423	404	433 - 405=28
Ryan Grotrian	bk175	40	521	3	1.0	202	521	242	641			523	516	
John McKirahan	154	61	2314	15	11.0	181	514	242	691			476	457	
Roger Davis	127	88	1151	9	3.0	174	407	248	629			385	372	407 - 423=-16

5 - Wilke Contracting Corp.

Name	Ave	HDCP	Pins	Gms	Points	High	High	HDCP	HDCP	Most Improved		To Raise	To Drop	Weekly Over Ave
					Won	Game	Sers	Game	Sers	Ave	+/-	Avg +1	Avg -1	Series Ave +/-
Ron Studnicka	137	78	4115	30	12.0	214	525	289	750	140	-2.83	439	405	332 - 420=-88
Dave Wilke	148	67	4443	30	13.5	186	487	257	694	147	+1.10	474	440	484 - 438=46
LeRoy Hoss	145	70	4372	30	24.0	187	539	263	767	144	+1.73	446	412	430 - 438=-8
Lloyd Wilke	140	75	3361	24	10.5	178	470	257	707	138	+2.04	446	418	443 - 414=29
David Hibberd	172	43	4652	27	25.5	223	616	270	757	166	+6.30	538	507	616 - 504=112
Marvin Miller	bk136	79	853	6	6.0	164	449	243	686			434	424	

6 - West

Name	Ave	HDCP	Pins	Gms	Points	High	High	HDCP	HDCP	Most Improved		To Raise	To Drop	Weekly Over Ave
					Won	Game	Sers	Game	Sers	Ave	+/-	Avg +1	Avg -1	Series Ave +/-
Ivan Stones	161	54	4843	30	24.0	212	606	274	792	161	+0.43	503	469	500 - 480=20
Johnny Nikkila	172	43	4661	27	23.0	225	553	270	679	174	-1.37	529	498	488 - 519=-31
Bob Stevens	148	67	4443	30	19.0	242	563	300	782	140	+8.10	474	440	469 - 441=28
Gary Hatcher	175	40	5264	30	17.5	256	618	300	777	174	+1.47	544	510	535 - 525=10
Bruce Hatcher	193	22	3485	18	12.0	225	664	247	706			589	567	
Justin Swanek	185	30	2780	15	9.0	238	617	274	725			568	549	550 - 555=-5

7 - DMilaco

Name	Ave	HDCP	Pins	Gms	Points	High	High	HDCP	HDCP	Most Improved		To Raise	To Drop	Weekly Over Ave
					Won	Game	Sers	Game	Sers	Ave	+/-	Avg +1	Avg -1	Series Ave +/-
Matt Young	105	110	3167	30	21.0	142	370	265	700	107	-1.43	331	297	308 - 315=-7
Trevor Roberts	143	72	4303	30	26.0	175	481	252	706	138	+5.43	449	415	481 - 423=58
Joe Dreyer	137	78	4111	30	12.0	196	485	285	752	139	-1.97	443	409	364 - 414=-50
Zack Journey	148	67	3117	21	18.0	203	564	277	786	148	+0.43	459	434	564 - 423=141
Craig Schutt	150	65	4509	30	23.5	181	491	246	689	150	+0.30	474	440	422 - 453=-31

8 - Auto Central

Name	Ave	HDCP	Pins	Gms	Points	High	High	HDCP	HDCP	Most Improved		To Raise	To Drop	Weekly Over Ave
					Won	Game	Sers	Game	Sers	Ave	+/-	Avg +1	Avg -1	Series Ave +/-
Mark Woodside	144	71	4320	30	17.0	179	500	250	710	147	-3.00	465	431	408 - 432=-24
Chris Stapleton	161	54	3885	24	12.5	209	530	263	692	163	-1.13	489	461	457 - 489=-32
Bob Cherry	161	54	4851	30	17.0	222	514	274	674	164	-2.30	495	461	427 - 489=-62
Kevin Moriarty	179	36	4853	27	16.5	215	592	253	703	180	-0.26	547	516	558 - 534=24
Travys Woodside	159	56	2876	18	10.0	209	538	248	662			484	462	
John Krotz	174	41	1567	9	5.0	195	564	232	675			533	520	564 - 534=30

9 - Lethal Injection Diesel

Name	Ave	HDCP	Pins	Gms	Points	High	High	HDCP	HDCP	Most Improved		To Raise	To Drop	Weekly Over Ave
					Won	Game	Sers	Game	Sers	Ave	+/-	Avg +1	Avg -1	Series Ave +/-
Vaughn Cook	114	101	2067	18	18.0	153	392	263	722			348	326	336 - 345=-9
Kenny Wright	147	68	2209	15	14.0	179	518	255	746			455	436	
Darcy Huffman	145	70	3052	21	17.0	183	457	260	704	145	+0.33	452	427	443 - 432=11
Noel Carnahan	148	67	4019	27	27.5	184	500	259	715	149	-0.15	451	420	492 - 438=54
Ryan Meyer	164	51	3936	24	14.5	210	565	267	736	163	+1.00	519	491	503 - 489=14
Bryon Sazama	184	31	3313	18	15.5	247	597	293	735			572	550	
Kenny VanHorn	113	102	1696	15	9.5	135	364	242	679			356	337	
Mike McCollough	153	62	1384	9	9.0	193	494	251	668			464	451	

10 - Kirkland Siding

Name	Ave	HDCP	Pins	Gms	Points	High	High	HDCP	HDCP	Most Improved		To Raise	To Drop	Weekly Over Ave
					Won	Game	Sers	Game	Sers	Ave	+/-	Avg +1	Avg -1	Series Ave +/-
Flip Fisher	143	72	3434	24	13.5	178	498	258	738	139	+4.08	454	426	495 - 417=78
Bill Kirkland	158	57	4752	30	24.0	188	522	249	705	157	+1.40	495	461	484 - 474=10
Mick Patsios	161	54	3868	24	17.0	218	536	279	719	160	+1.17	506	478	
Jarvis Culler	196	19	5318	27	18.0	259	683	292	782	192	+4.96	592	561	609 - 588=21
Brad Olson	175	40	5274	30	13.0	246	616	276	715	181	-5.20	534	500	440 - 537=-97
Bobby Turner Jr	bk179	36	1045	6	2.0	209	555	245	663			530	520	490 - 537=-47
Pat Murphy	146	69	877	6	7.0	168	487	253	742			446	436	

11 - Eustis Body Shop

Name	Ave	HDCP	Pins	Gms	Points	High	High	HDCP	HDCP	Most Improved		To Raise	To Drop	Weekly Over Ave
					Won	Game	Sers	Game	Sers	Ave	+/-	Avg +1	Avg -1	Series Ave +/-
Mark Bowman	178	37	5360	30	17.0	253	591	283	713	177	+1.67	547	513	583 - 528=55
Dave Fread	189	26	5104	27	13.0	268	667	300	778	186	+3.04	596	565	619 - 558=61
Bill Robinson	192	23	5189	27	23.0	277	695	300	788	191	+1.19	601	570	531 - 582=-51
Shay Robinson	188	27	4518	24	10.5	235	624	259	681	187	+1.25	585	557	590 - 561=29
Sam Fread	225	0	4736	21	15.0	278	717	278	717	225	+0.52	688	663	712 - 669=43
Glen Brown	170	45	2046	12	10.5	239	544	295	712			519	503	
Omar Whitfield	bk176	39	511	3	2.0	184	511	223	628			515	508	
James Leibhart	bk187	28	1034	6	4.0	194	524	222	608			523	513	

12 - Big Apple Fun Center

Name	Ave	HDCP	Pins	Gms	Points	High	High	HDCP	HDCP	Most Improved		To Raise	To Drop	Weekly Over Ave
					Won	Game	Sers	Game	Sers	Ave	+/-	Avg +1	Avg -1	Series Ave +/-
Kenny Owen	177	38	3197	18	9.5	249	596	289	716			541	519	497 - 540=-43
Brent Hollis	158	57	2844	18	16.0	212	532	273	736			495	473	485 - 471=14
Mark Elstermeier	167	48	2011	12	8.0	209	530	246	641			509	493	
Carter Hollis	207	8	6233	30	21.0	253	670	264	694	204	+3.77	631	597	650 - 618=32
Jared Samuelson	187	28	4502	24	13.5	254	688	276	757	189	-1.42	574	546	
Nick Kidd	178	37	3757	21	13.0	224	605	264	725	178	+0.90	539	514	
Bob Vogt	168	47	3528	21	12.0	237	602	292	767	168	0.00	528	503	513 - 501=12
Brandon Schade	bk168	47	480	3	1.0	192	480	239	621			486	479	

Temporary Substitutes

Name	Ave	HDCP	Pins	Gms	Points	High	High	HDCP	HDCP	Most Improved		To Raise	To Drop	Weekly Over Ave
					Won	Game	Sers	Game	Sers	Ave	+/-	Avg +1	Avg -1	Series Ave +/-
Doug Althouse	bk154	61	484	3	4.0	166	484	227	667			488	481	
Jim Dalland	189	26	569	3	2.0	198	569	224	647			571	564	
Larry Harrington	bk175	40	963	6	2.0	181	509	221	629			486	476	
Scott Johnson	171	44	514	3	2.0	185	514	229	646			518	511	
Ray Lee	bk155	60	430	3	1.0	156	430	216	610			434	427	
Greg Pettit	203	12	3665	18	7.0	235	655	246	688			619	597	573 - 618=-45
Don Sluti	121	94	1826	15	15.0	156	406	247	679			370	351	
Bob Verbeck	154	61	1390	9	2.0	181	489	229	633			470	457	
Dirk Yonkers	bk175	40	425	3	2.0	172	425	212	545			427	420	
Russ Zink	bk157	58	471	3	2.0	170	471	228	645			477	470	

High Individual Match Points

27.5	Noel Carnahan	26	Trevor Roberts	25.5	David Hibberd	24	Ivan Stones
24	LeRoy Hoss	24	Bill Kirkland	23.5	Craig Schutt	23	Doug Giles
23	Johnny Nikkila	23	Bill Robinson	22.5	Scott Bauer	21	Matt Young
21	Carter Hollis	20	Matt Cacy	19	Bob Stevens	19	Chuck Brisbin

Most Improved Average

140	to	148.10	=	+8.10	Bob Stevens	166	to	172.30	=	+6.30	David Hibberd
138	to	143.43	=	+5.43	Trevor Roberts	191	to	196.15	=	+5.15	Scott Bauer
192	to	196.96	=	+4.96	Jarvis Culler	196	to	200.19	=	+4.19	Logan Wirth
139	to	143.08	=	+4.08	Flip Fisher	204	to	207.77	=	+3.77	Carter Hollis
186	to	189.04	=	+3.04	Dave Fread	185	to	187.75	=	+2.75	Tom Richmond

Most Un-Improved Averages

181	to	175.80	=	-5.20	Brad Olson	147	to	144.00	=	-3.00	Mark Woodside
140	to	137.17	=	-2.83	Ron Studnicka	164	to	161.70	=	-2.30	Bob Cherry
139	to	137.03	=	-1.97	Joe Dreyer	107	to	105.57	=	-1.43	Matt Young
189	to	187.58	=	-1.42	Jared Samuelson	174	to	172.63	=	-1.37	Johnny Nikkila
163	to	161.88	=	-1.13	Chris Stapleton	184	to	183.13	=	-0.88	Darrin Karsten

Big Apple Fun Center Reprint of Scores -- Week 10

Lane 1 3 - Cunninghams Week 10 11/12/2018

Name	Old	Old						HDCP	
	Ave	HDCP	-1-	-2-	-3-	Total	Total		
Jerred J. Johnson	210	5	205	180	228	613	628		
Doug Giles	172	43	181	204	146	531	660		
Chris R. Lytle	180	35	188	190	194	572	677		
Jeff A. Fruhling	179	36	153	191	199	543	651		
Jeremy J. Dalland	219	0	239	195	203	637	637		
			====	====	====	====	====		
Scratch Total			966	960	970	2896	2896		
Handicap			119	119	119		357		
Total			1085	1079	1089	2896	3253		
Team Points Won			5.0	5.0	5.0	20.0	20.0		
Match Points Won			3.0	3.0	3.5	12.5	12.5		
Total Points Won			8.0	8.0	8.5	32.5	32.5		

Lane 2 10 - Kirkland Siding Week 10 11/12/2018

Name	Old	Old						HDCP	
	Ave	HDCP	-1-	-2-	-3-	Total	Total		
Flip Fisher	139	76	166	172	157	495	723		
Bill Kirkland	158	57	144	166	174	484	655		
Bobby Turner Jr	bk179	36	159	147	184	490	598		
Jarvis J. Culler	196	19	191	235	183	609	666		
Brad M. Olson	179	36	171	120	149	440	548		
			====	====	====	====	====		
Scratch Total			831	840	847	2518	2518		
Handicap			224	224	224		672		
Total			1055	1064	1071	2518	3190		
Team Points Won			0.0	0.0	0.0	0.0	0.0		
Match Points Won			2.0	2.0	1.5	7.5	7.5		
Total Points Won			2.0	2.0	1.5	7.5	7.5		

Lane 3 8 - Auto Central Week 10 11/12/2018

Name	Old	Old						HDCP	
	Ave	HDCP	-1-	-2-	-3-	Total	Total		
Mark A. Woodside	144	71	150	143	115	408	621		
Chris L. Stapleton	163	52	170	158	129	457	613		
Bob Cherry	163	52	129	147	151	427	583		
Kevin L. Moriarty	178	37	196	170	192	558	669		
John Krotz	bk178	37	190	181	193	564	675		
			====	====	====	====	====		
Scratch Total			835	799	780	2414	2414		
Handicap			249	249	249		747		
Total			1084	1048	1029	2414	3161		
Team Points Won			5.0	0.0	0.0	5.0	5.0		
Match Points Won			2.0	1.0	1.5	6.5	6.5		
Total Points Won			7.0	1.0	1.5	11.5	11.5		

Lane 4 9 - Lethal Injection Diesel Week 10 11/12/2018

Name	Old	Old						HDCP	
	Ave	HDCP	-1-	-2-	-3-	Total	Total		
Vaughn L. Cook	115	100	125	108	103	336	636		
Darcy W. Huffman	144	71	154	142	147	443	656		
Noel Carnahan	146	69	160	172	160	492	699		
Ryan Meyer	163	52	161	165	177	503	659		
Greg A. Pettit	206	9	155	224	194	573	600		
			====	====	====	====	====		
Scratch Total			755	811	781	2347	2347		
Handicap			301	301	301		903		
Total			1056	1112	1082	2347	3250		
Team Points Won			0.0	5.0	5.0	15.0	15.0		
Match Points Won			3.0	4.0	3.5	13.5	13.5		
Total Points Won			3.0	9.0	8.5	28.5	28.5		

Lane 5 4 - Mad Doctors Week 10 11/12/2018

Name	Old	Old						HDCP	
	Ave	HDCP	-1-	-2-	-3-	Total	Total		
Brandon L. Young	122	93	143	134	136	413	692		
Earl E. Rademacher	126	89	134	130	105	369	636		
Chris L. Exstrom	135	80	136	162	135	433	673		
Roger P. Davis	bk141	74	96	174	137	407	629		
Randy A. Myers	191	24	225	167	214	606	678		
			====	====	====	====	====		
Scratch Total			734	767	727	2228	2228		
Handicap			360	360	360		1080		
Total			1094	1127	1087	2228	3308		
Team Points Won			0.0	5.0	5.0	15.0	15.0		
Match Points Won			2.0	4.0	3.0	12.0	12.0		
Total Points Won			2.0	9.0	8.0	27.0	27.0		

Lane 6 1 - Old Chicago Week 10 11/12/2018

Name	Old	Old						HDCP	
	Ave	HDCP	-1-	-2-	-3-	Total	Total		
Matt A. Cacy	142	73	130	144	134	408	627		
Levi M. Clark	137	78	153	152	130	435	669		
Scott B. vonAschwege	168	47	212	146	199	557	698		
Ryan D. Clark	173	42	179	178	136	493	619		
Darrin W. Karsten	184	31	179	156	178	513	606		
			====	====	====	====	====		
Scratch Total			853	776	777	2406	2406		
Handicap			271	271	271		813		
Total			1124	1047	1048	2406	3219		
Team Points Won			5.0	0.0	0.0	5.0	5.0		
Match Points Won			3.0	1.0	2.0	8.0	8.0		
Total Points Won			8.0	1.0	2.0	13.0	13.0		

Lane 7 2 - Chicken Coop Week 10 11/12/2018

Name	Old	Old						HDCP	
	Ave	HDCP	-1-	-2-	-3-	Total	Total		
Scott A. Bauer	193	22	222	220	222	664	730		
Tom Richmond	185	30	176	214	213	603	693		
Logan M. Wirth	198	17	220	213	215	648	699		
Chuck M. Brisbin	200	15	170	207	208	585	630		
Todd M. Mathews	202	13	214	204	237	655	694		
			====	====	====	====	====		
Scratch Total			1002	1058	1095	3155	3155		
Handicap			97	97	97		291		
Total			1099	1155	1192	3155	3446		
Team Points Won			0.0	5.0	5.0	15.0	15.0		
Match Points Won			2.5	3.0	3.0	11.5	11.5		
Total Points Won			2.5	8.0	8.0	26.5	26.5		

Lane 8 7 - DMilaco Week 10 11/12/2018

Name	Old	Old						HDCP	
	Ave	HDCP	-1-	-2-	-3-	Total	Total		
Matt Young	105	110	104	77	127	308	638		
Joe Dreyer	138	77	155	107	102	364	595		
Trevor A. Roberts	141	74	154	167	160	481	703		
Zack T. Journey	141	74	181	180	203	564	786		
Craig A. Schutt	151	64	163	132	127	422	614		
			====	====	====	====	====		
Scratch Total			757	663	719	2139	2139		
Handicap			399	399	399		1197		
Total			1156	1062	1118	2139	3336		
Team Points Won			5.0	0.0	0.0	5.0	5.0		
Match Points Won			2.5	2.0	2.0	8.5	8.5		
Total Points Won			7.5	2.0	2.0	13.5	13.5		

Lane 9 5 - Wilke Contracting Corp. Week 10 11/12/2018

Name	Old Ave	Old HDCP	-1-	-2-	-3-	Total	HDCP Total
Ron J. Studnicka	140	75	113	114	105	332	557
Dave L. Wilke	146	69	186	169	129	484	691
LeRoy H. Hoss	146	69	147	159	124	430	637
Lloyd A. Wilke	138	77	167	146	130	443	674
David D. Hibberd	168	47	223	204	189	616	757
			=====	=====	=====	=====	=====
Scratch Total			836	792	677	2305	2305
Handicap			337	337	337		1011
Total			1173	1129	1014	2305	3316
Team Points Won			5.0	5.0	0.0	10.0	10.0
Match Points Won			2.0	3.0	2.0	9.5	9.5
Total Points Won			7.0	8.0	2.0	19.5	19.5

Lane 11 12 - Big Apple Fun Center Week 10 11/12/2018

Name	Old Ave	Old HDCP	-1-	-2-	-3-	Total	HDCP Total
Kenny Owen	180	35	202	172	123	497	602
Brent E. Hollis	157	58	160	152	173	485	659
Mark N. Elstermeier	167	48	a132	a132	a132	396	540
Bob G. Vogt	167	48	172	159	182	513	657
Carter R. Hollis	206	9	244	193	213	650	677
			=====	=====	=====	=====	=====
Scratch Total			910	808	823	2541	2541
Handicap			198	198	198		594
Total			1108	1006	1021	2541	3135
Team Points Won			5.0	0.0	5.0	10.0	10.0
Match Points Won			4.0	0.0	3.0	10.0	10.0
Total Points Won			9.0	0.0	8.0	20.0	20.0

Lane 10 11 - Eustis Body Shop Week 10 11/12/2018

Name	Old Ave	Old HDCP	-1-	-2-	-3-	Total	HDCP Total
Mark A. Bowman	176	39	163	211	209	583	700
Dave Fread	186	29	225	182	212	619	706
Bill J. Robinson	194	21	205	159	167	531	594
Shay W. Robinson	187	28	175	214	201	590	674
Sam L. Fread	223	0	278	199	235	712	712
			=====	=====	=====	=====	=====
Scratch Total			1046	965	1024	3035	3035
Handicap			117	117	117		351
Total			1163	1082	1141	3035	3386
Team Points Won			0.0	0.0	5.0	10.0	10.0
Match Points Won			3.0	2.0	3.0	10.5	10.5
Total Points Won			3.0	2.0	8.0	20.5	20.5

Lane 12 6 - West Week 10 11/12/2018

Name	Old Ave	Old HDCP	-1-	-2-	-3-	Total	HDCP Total
Ivan D. Stones	160	55	148	198	154	500	665
Johnny Nikkila	173	42	144	204	140	488	614
Bob Stevens	147	68	171	150	148	469	673
Gary D. Hatcher	175	40	174	192	169	535	655
Justin R. Swanek	185	30	195	203	152	550	640
			=====	=====	=====	=====	=====
Scratch Total			832	947	763	2542	2542
Handicap			235	235	235		705
Total			1067	1182	998	2542	3247
Team Points Won			0.0	5.0	0.0	10.0	10.0
Match Points Won			1.0	5.0	2.0	10.0	10.0
Total Points Won			1.0	10.0	2.0	20.0	20.0

Monday 6:30 pm

Big Apple Fun Center

Match Points Won (This Week) -- Week 10

Lane 1 3 - Cunninghams

Name	Last Wk	Last Wk	HDCP	HDCP	HDCP	HDCP
	Won	Lost	-1-	-2-	-3-	Total
Jerred J. Johnson	0.5	3.5	210	185	233	628
Doug Giles	3.0	1.0	224	247	189	660
Chris R. Lytle	4.0		223	225	229	677
Jeff A. Fruhling	1.0	3.0	189	227	235	651
Jeremy J. Dalland	4.0		239	195	203	637
Larry K. Giddings						
Josh K. Krolikowski						

Lane 2 10 - Kirkland Siding

Name	Last Wk	Last Wk	HDCP	HDCP	HDCP	HDCP
	Won	Lost	-1-	-2-	-3-	Total
Flip Fisher	3.5	0.5	242	248	233	723
Bill Kirkland	1.0	3.0	201	223	231	655
Bobby Turner Jr		4.0	195	183	220	598
Jarvis J. Culler	3.0	1.0	210	254	202	666
Brad M. Olson		4.0	207	156	185	548
Mick R. Patsios						
Pat Murphy						

Lane 3 8 - Auto Central

Name	Last Wk	Last Wk	HDCP	HDCP	HDCP	HDCP
	Won	Lost	-1-	-2-	-3-	Total
Mark A. Woodside	1.0	3.0	221	214	186	621
Chris L. Stapleton		4.0	222	210	181	613
Bob Cherry		4.0	181	199	203	583
Kevin L. Moriarty	2.5	1.5	233	207	229	669
John Krotz	3.0	1.0	227	218	230	675
Travys M. Woodside						

Lane 4 9 - Lethal Injection Diesel

Name	Last Wk	Last Wk	HDCP	HDCP	HDCP	HDCP
	Won	Lost	-1-	-2-	-3-	Total
Vaughn L. Cook	3.0	1.0	225	208	203	636
Darcy W. Huffman	4.0		225	213	218	656
Noel Carnahan	4.0		229	241	229	699
Ryan Meyer	1.5	2.5	213	217	229	659
Greg A. Pettit	1.0	3.0	164	233	203	600
Kenny Wright						
Bryon J. Sazama						
Kenny J. VanHorn						
Mike McCollough						

Lane 5 4 - Mad Doctors

Name	Last Wk	Last Wk	HDCP	HDCP	HDCP	HDCP
	Won	Lost	-1-	-2-	-3-	Total
Brandon L. Young	4.0		236	227	229	692
Earl E. Rademacher		4.0	223	219	194	636
Chris L. Exstrom	1.0	3.0	216	242	215	673
Roger P. Davis	3.0	1.0	170	248	211	629
Randy A. Myers	4.0		249	191	238	678
Scott Matteson						
Ryan M. Grotrian						
John R. McKirahan						

Lane 6 1 - Old Chicago

Name	Last Wk	Last Wk	HDCP	HDCP	HDCP	HDCP
	Won	Lost	-1-	-2-	-3-	Total
Matt A. Cacy		4.0	203	217	207	627
Levi M. Clark	4.0		231	230	208	669
Scott B. vonAschwege	3.0	1.0	259	193	246	698
Ryan D. Clark	1.0	3.0	221	220	178	619
Darrin W. Karsten		4.0	210	187	209	606
Tom McLeod						
Aaron M. Gottsch						
Kelly R. McFadden						

Lane 7 2 - Chicken Coop

Name	Last Wk	Last Wk	HDCP	HDCP	HDCP	HDCP
	Won	Lost	-1-	-2-	-3-	Total
Scott A. Bauer	4.0		244	242	244	730
Tom Richmond	3.0	1.0	206	244	243	693
Logan M. Wirth	1.0	3.0	237	230	232	699
Chuck M. Brisbin		4.0	185	222	223	630
Todd M. Mathews	3.5	0.5	227	217	250	694
Jason D. Stubbs						
Mark A. Yonkers						

Lane 8 7 - DMilaco

Name	Last Wk	Last Wk	HDCP	HDCP	HDCP	HDCP
	Won	Lost	-1-	-2-	-3-	Total
Matt Young		4.0	214	187	237	638
Joe Dreyer	1.0	3.0	232	184	179	595
Trevor A. Roberts	3.0	1.0	228	241	234	703
Zack T. Journey	4.0		255	254	277	786
Craig A. Schutt	0.5	3.5	227	196	191	614

Lane 9 5 - Wilke Contracting Corp.

Name	Last Wk	Last Wk	HDCP	HDCP	HDCP	HDCP
	Won	Lost	-1-	-2-	-3-	Total
Ron J. Studnicka		4.0	188	189	180	557
Dave L. Wilke	2.0	2.0	255	238	198	691
LeRoy H. Hoss	3.0	1.0	216	228	193	637
Lloyd A. Wilke	1.5	2.5	244	223	207	674
David D. Hibberd	3.0	1.0	270	251	236	757
Marvin E. Miller						

Lane 10 11 - Eustis Body Shop

Name	Last Wk	Last Wk	HDCP	HDCP	HDCP	HDCP
	Won	Lost	-1-	-2-	-3-	Total
Mark A. Bowman	4.0		202	250	248	700
Dave Fread	2.0	2.0	254	211	241	706
Bill J. Robinson	1.0	3.0	226	180	188	594
Shay W. Robinson	2.5	1.5	203	242	229	674
Sam L. Fread	1.0	3.0	278	199	235	712
Glen A. Brown						
Omar B. Whitfield						
James M. Leibhart						

Lane 11 12 - Big Apple Fun Center

Name	Last Wk	Last Wk	HDCP	HDCP	HDCP	HDCP
	Won	Lost	-1-	-2-	-3-	Total
Kenny Owen	1.0	3.0	237	207	158	602
Brent E. Hollis	3.0	1.0	218	210	231	659
Mark N. Elstermeier		4.0	a180	a180	a180	540
Bob G. Vogt	3.0	1.0	220	207	230	657
Carter R. Hollis	3.0	1.0	253	202	222	677
Jared J. Samuelson						
Mark L. Schade						

Lane 12 6 - West

Name	Last Wk	Last Wk	HDCP	HDCP	HDCP	HDCP
	Won	Lost	-1-	-2-	-3-	Total
Ivan D. Stones	3.0	1.0	203	253	209	665
Johnny Nikkila	1.0	3.0	186	246	182	614
Bob Stevens	4.0		239	218	216	673
Gary D. Hatcher	1.0	3.0	214	232	209	655
Justin R. Swanek	1.0	3.0	225	233	182	640
Bruce A. Hatcher						

Monday 6:30 pm

Big Apple Fun Center

Match Points Won (Total for Year)

Name	Ave	Gms	Points		%Won	Name	Ave	Gms	Points		%Won
			Won	Lost					Won	Lost	
Noel Carnahan	148	27	27.5	8.5	76.39%	Levi M. Clark	138	18	13.0	11.0	54.17%
Trevor A. Roberts	143	30	26.0	14.0	65.00%	Nicholas H. Kidd	178	21	13.0	15.0	46.43%
David D. Hibberd	172	27	25.5	10.5	70.83%	Brad M. Olson	175	30	13.0	27.0	32.50%
Ivan D. Stones	161	30	24.0	16.0	60.00%	Chris L. Stapleton	161	24	12.5	19.5	39.06%
LeRoy H. Hoss	145	30	24.0	16.0	60.00%	Ron J. Studnicka	137	30	12.0	28.0	30.00%
William D. Kirkland	158	30	24.0	16.0	60.00%	Bruce A. Hatcher	193	18	12.0	12.0	50.00%
Craig A. Schutt	150	30	23.5	16.5	58.75%	William J. Dreyer	137	30	12.0	28.0	30.00%
Douglas A. Giles	172	30	23.0	17.0	57.50%	Bob G. Vogt	168	21	12.0	16.0	42.86%
John L. Nikkila	172	27	23.0	13.0	63.89%	Jeff A. Fruhling	179	18	11.0	13.0	45.83%
Bill J. Robinson	192	27	23.0	13.0	63.89%	Josh K. Krolikowski	181	15	11.0	9.0	55.00%
Scott A. Bauer	196	27	22.5	13.5	62.50%	John R. McKirahan	154	15	11.0	9.0	55.00%
Matt Young	105	30	21.0	19.0	52.50%	Shay W. Robinson	188	24	10.5	21.5	32.81%
Carter R. Hollis	207	30	21.0	19.0	52.50%	Glen A. Brown	170	12	10.5	5.5	65.63%
Matt A. Cacy	141	30	20.0	20.0	50.00%	Lloyd A. Wilke	140	24	10.5	21.5	32.81%
Robert W. Stevens	148	30	19.0	21.0	47.50%	Scott B. vonAschwege	171	15	10.5	9.5	52.50%
Chuck M. Brisbin	199	24	19.0	13.0	59.38%	Travys M. Woodside	159	18	10.0	14.0	41.67%
Brandon L. Young	124	24	18.5	13.5	57.81%	Ryan D. Clark	171	15	10.0	10.0	50.00%
Jeremy J. Dalland	218	21	18.0	10.0	64.29%	Kenny J. VanHorn	113	15	9.5	10.5	47.50%
Vaughn L. Cook	114	18	18.0	6.0	75.00%	Kenneth A. Owen	177	18	9.5	14.5	39.58%
Zack T. Journey	148	21	18.0	10.0	64.29%	Chris L. Exstrom	137	15	9.0	11.0	45.00%
Jarvis J. Culler	196	27	18.0	18.0	50.00%	Justin R. Swanek	185	15	9.0	11.0	45.00%
Gary D. Hatcher	175	30	17.5	22.5	43.75%	Earl E. Rademacher	126	21	9.0	23.0	28.13%
Mark A. Woodside	144	30	17.0	23.0	42.50%	Michael S. McCollough	153	9	9.0	3.0	75.00%
Logan M. Wirth	200	27	17.0	19.0	47.22%	Larry K. Giddings	178	15	8.0	12.0	40.00%
Randy A. Myers	192	24	17.0	15.0	53.13%	Mark N. Elstermeier	167	12	8.0	12.0	40.00%
Darcy W. Huffman	145	21	17.0	11.0	60.71%	Kelly R. McFadden	193	12	8.0	8.0	50.00%
Robert L. Cherry	161	30	17.0	23.0	42.50%	Aaron M. Gottsch	165	12	7.0	9.0	43.75%
Mark A. Bowman	178	30	17.0	23.0	42.50%	Greg A. Pettit	203	18	7.0	17.0	29.17%
Mick R. Patsios	161	24	17.0	15.0	53.13%	Patrick J. Murphy	146	6	7.0	1.0	87.50%
Thomas E. McLeod	179	24	16.5	15.5	51.56%	Marvin E. Miller	bk136	6	6.0	2.0	75.00%
Kevin L. Moriarty	179	27	16.5	19.5	45.83%	Johnny L. Krotz	174	9	5.0	7.0	41.67%
Chris R. Lytle	181	30	16.0	24.0	40.00%	Jerred J. Johnson	209	12	4.5	11.5	28.13%
Brent E. Hollis	158	18	16.0	8.0	66.67%	Douglas J. Althouse	bk154	3	4.0		100.00%
Bryon J. Sazama	184	18	15.5	8.5	64.58%	James M. Leibhart	bk187	6	4.0	4.0	50.00%
Donald G. Sluti	121	15	15.0	5.0	75.00%	Mark A. Yonkers	163	9	3.0	9.0	25.00%
Thomas C. Richmond	187	24	15.0	17.0	46.88%	Roger P. Davis	127	9	3.0	9.0	25.00%
Sam L. Fread	225	21	15.0	13.0	53.57%	Dirk C. Yonkers	bk175	3	2.0	2.0	50.00%
Darrin W. Karsten	183	24	15.0	17.0	46.88%	Robert E. Verbeck	154	9	2.0	10.0	16.67%
Kenneth R. Meyer	164	24	14.5	17.5	45.31%	James E. Dalland	189	3	2.0	2.0	50.00%
Jason D. Stubbs	176	15	14.0	6.0	70.00%	Omar B. Whitfield	bk176	3	2.0	2.0	50.00%
Kenneth W. Wright	147	15	14.0	6.0	70.00%	Russell L. Zink	bk157	3	2.0	2.0	50.00%
Scott Matteson	134	18	14.0	10.0	58.33%	Robert L. Turner Jr	bk179	6	2.0	6.0	25.00%
Dave L. Wilke	148	30	13.5	26.5	33.75%	Larry L. Harrington	bk175	6	2.0	6.0	25.00%
Todd M. Mathews	205	15	13.5	6.5	67.50%	Scott A. Johnson	171	3	2.0	2.0	50.00%
Jared J. Samuelson	187	24	13.5	18.5	42.19%	Ray K. Lee	bk155	3	1.0	3.0	25.00%
F.S. Fisher	143	24	13.5	18.5	42.19%	Brandon L. Schade	bk168	3	1.0	3.0	25.00%
David L. Fread	189	27	13.0	23.0	36.11%	Ryan M. Grotrian	bk175	3	1.0	3.0	25.00%

Monday 6:30 pm

Big Apple Fun Center

Change in Average

Name	-----Old-----		Old Ave	---Average Change---				Weekly Over Ave Series Ave +/-	
	Pins	Games		-1-	-2-	-3-	Total		New - Old ---> +/-
Doug Althouse	484		3bk154				0	161.33 - 161.33 = 0.00	
Scott A. Bauer	4632	24	193	222	220	222	664	196.15 - 193.00 = 3.15	664 - 579=85
Mark A. Bowman	4777	27	176	163	211	209	583	178.67 - 176.93 = 1.74	583 - 528=55
Chuck M. Brisbin	4211	21	200	170	207	208	585	199.83 - 200.52 = -0.69	585 - 600=-15
Glen A. Brown	2046	12	170				0	170.50 - 170.50 = 0.00	
Matt A. Cacy	3848	27	142	130	144	134	408	141.87 - 142.52 = -0.65	408 - 426=-18
Noel Carnahan	3527	24	146	160	172	160	492	148.85 - 146.96 = 1.89	492 - 438=54
Bob Cherry	4424	27	163	129	147	151	427	161.70 - 163.85 = -2.15	427 - 489=-62
Levi M. Clark	2065	15	137	153	152	130	435	138.89 - 137.67 = 1.22	435 - 411=24
Ryan D. Clark	2078	12	173	179	178	136	493	171.40 - 173.17 = -1.77	493 - 519=-26
Vaughn L. Cook	1731	15	115	125	108	103	336	114.83 - 115.40 = -0.57	336 - 345=-9
Jarvis J. Culler	4709	24	196	191	235	183	609	196.96 - 196.21 = 0.75	609 - 588=21
Jim Dalland	569	3	189				0	189.67 - 189.67 = 0.00	
Jeremy J. Dalland	3946	18	219	239	195	203	637	218.24 - 219.22 = -0.98	637 - 657=-20
Roger P. Davis	744		6bk141	96	174	137	407	127.89 - 124.00 = 3.89	407 - 423=-16
Joe Dreyer	3747	27	138	155	107	102	364	137.03 - 138.78 = -1.74	364 - 414=-50
Mark N. Elstermeier	2011	12	167	a132	a132	a132	396	167.58 - 167.58 = 0.00	
Chris L. Exstrom	1628	12	135	136	162	135	433	137.40 - 135.67 = 1.73	433 - 405=28
Flip Fisher	2939	21	139	166	172	157	495	143.08 - 139.95 = 3.13	495 - 417=78
Dave Fread	4485	24	186	225	182	212	619	189.04 - 186.88 = 2.16	619 - 558=61
Sam L. Fread	4024	18	223	278	199	235	712	225.52 - 223.56 = 1.97	712 - 669=43
Jeff A. Fruhling	2696	15	179	153	191	199	543	179.94 - 179.73 = 0.21	543 - 537=6
Larry K. Giddings	2671	15	178				0	178.07 - 178.07 = 0.00	
Doug Giles	4648	27	172	181	204	146	531	172.63 - 172.15 = 0.49	531 - 516=15
Aaron M. Gottsch	1982	12	165				0	165.17 - 165.17 = 0.00	
Ryan M. Grotrian	521		3bk175				0	173.67 - 173.67 = 0.00	
Larry L. Harrington	963		6bk175				0	160.50 - 160.50 = 0.00	
Bruce A. Hatcher	3485	18	193				0	193.61 - 193.61 = 0.00	
Gary D. Hatcher	4729	27	175	174	192	169	535	175.47 - 175.15 = 0.32	535 - 525=10
David D. Hibberd	4036	24	168	223	204	189	616	172.30 - 168.17 = 4.13	616 - 504=112
Brent E. Hollis	2359	15	157	160	152	173	485	158.00 - 157.27 = 0.73	485 - 471=14
Carter R. Hollis	5583	27	206	244	193	213	650	207.77 - 206.78 = 0.99	650 - 618=32
LeRoy H. Hoss	3942	27	146	147	159	124	430	145.73 - 146.00 = -0.27	430 - 438=-8
Darcy W. Huffman	2609	18	144	154	142	147	443	145.33 - 144.94 = 0.39	443 - 432=11
Jerred J. Johnson	1895	9	210	205	180	228	613	209.00 - 210.56 = -1.56	613 - 630=-17
Scott A. Johnson	514	3	171				0	171.33 - 171.33 = 0.00	
Zack T. Journey	2553	18	141	181	180	203	564	148.43 - 141.83 = 6.60	564 - 423=141
Darrin W. Karsten	3882	21	184	179	156	178	513	183.13 - 184.86 = -1.73	513 - 552=-39

Name	-----Old-----		Old					---Average Change---			Weekly Over Ave
	Pins	Games	Ave	-1-	-2-	-3-	Total	New	Old	----> +/-	Series Ave +/-
Nick Kidd	3757	21	178				0	178.90	- 178.90	= 0.00	
Bill Kirkland	4268	27	158	144	166	174	484	158.40	- 158.07	= 0.33	484 - 474=10
Josh K. Krolkowski	2715	15	181				0	181.00	- 181.00	= 0.00	
John Krotz	1003	6bk	178	190	181	193	564	174.11	- 167.17	= 6.94	564 - 534=30
Ray K. Lee	430	3bk	155				0	143.33	- 143.33	= 0.00	
James M. Leibhart	1034	6bk	187				0	172.33	- 172.33	= 0.00	
Chris R. Lytle	4868	27	180	188	190	194	572	181.33	- 180.30	= 1.04	572 - 540=32
Todd M. Mathews	2425	12	202	214	204	237	655	205.33	- 202.08	= 3.25	655 - 606=49
Scott Matteson	2420	18	134				0	134.44	- 134.44	= 0.00	
Mike McCollough	1384	9bk	153				0	153.78	- 153.78	= 0.00	
Kelly R. McFadden	2320	12	193				0	193.33	- 193.33	= 0.00	
John R. McKirahan	2314	15	154				0	154.27	- 154.27	= 0.00	
Tom McLeod	4298	24	179				0	179.08	- 179.08	= 0.00	
Ryan Meyer	3433	21	163	161	165	177	503	164.00	- 163.48	= 0.52	503 - 489=14
Marvin E. Miller	853	6bk	136				0	142.17	- 142.17	= 0.00	
Kevin L. Moriarty	4295	24	178	196	170	192	558	179.74	- 178.96	= 0.78	558 - 534=24
Pat Murphy	877	6	146				0	146.17	- 146.17	= 0.00	
Randy A. Myers	4019	21	191	225	167	214	606	192.71	- 191.38	= 1.33	606 - 573=33
Johnny Nikkila	4173	24	173	144	204	140	488	172.63	- 173.88	= -1.25	488 - 519=-31
Brad M. Olson	4834	27	179	171	120	149	440	175.80	- 179.04	= -3.24	440 - 537=-97
Kenny Owen	2700	15	180	202	172	123	497	177.61	- 180.00	= -2.39	497 - 540=-43
Mick R. Patsios	3868	24	161				0	161.17	- 161.17	= 0.00	
Greg A. Pettit	3092	15	206	155	224	194	573	203.61	- 206.13	= -2.52	573 - 618=-45
Earl E. Rademacher	2283	18	126	134	130	105	369	126.29	- 126.83	= -0.55	369 - 378=-9
Tom Richmond	3903	21	185	176	214	213	603	187.75	- 185.86	= 1.89	603 - 555=48
Trevor A. Roberts	3822	27	141	154	167	160	481	143.43	- 141.56	= 1.88	481 - 423=58
Bill J. Robinson	4658	24	194	205	159	167	531	192.19	- 194.08	= -1.90	531 - 582=-51
Shay W. Robinson	3928	21	187	175	214	201	590	188.25	- 187.05	= 1.20	590 - 561=29
Jared J. Samuelson	4502	24	187				0	187.58	- 187.58	= 0.00	
Bryon J. Sazama	3313	18	184				0	184.06	- 184.06	= 0.00	
Brandon L. Schade	480	3bk	168				0	160.00	- 160.00	= 0.00	
Craig A. Schutt	4087	27	151	163	132	127	422	150.30	- 151.37	= -1.07	422 - 453=-31
Don Sluti	1826	15	121				0	121.73	- 121.73	= 0.00	
Chris L. Stapleton	3428	21	163	170	158	129	457	161.88	- 163.24	= -1.36	457 - 489=-32
Bob Stevens	3974	27	147	171	150	148	469	148.10	- 147.19	= 0.91	469 - 441=28
Ivan D. Stones	4343	27	160	148	198	154	500	161.43	- 160.85	= 0.58	500 - 480=20
Jason D. Stubbs	2647	15	176				0	176.47	- 176.47	= 0.00	
Ron J. Studnicka	3783	27	140	113	114	105	332	137.17	- 140.11	= -2.94	332 - 420=-88
Justin R. Swanek	2230	12	185	195	203	152	550	185.33	- 185.83	= -0.50	550 - 555=-5
Bobby Turner Jr	555	3bk	179	159	147	184	490	174.17	- 185.00	= -10.83	490 - 537=-47
Kenny J. VanHorn	1696	15	113				0	113.07	- 113.07	= 0.00	

Name	-----Old-----		Old					---Average Change---			Weekly Over Ave
	Pins	Games	Ave	-1-	-2-	-3-	Total	New - Old	---> +/-	Series Ave +/-	
Bob Verbeck	1390		9bk154				0	154.44 - 154.44	= 0.00		
Bob G. Vogt	3015	18	167	172	159	182	513	168.00 - 167.50	= 0.50	513 - 501=12	
Scott B. vonAschwege	2018	12	168	212	146	199	557	171.67 - 168.17	= 3.50	557 - 504=53	
Omar B. Whitfield	511		3bk176				0	170.33 - 170.33	= 0.00		
Dave L. Wilke	3959	27	146	186	169	129	484	148.10 - 146.63	= 1.47	484 - 438=46	
Lloyd A. Wilke	2918	21	138	167	146	130	443	140.04 - 138.95	= 1.09	443 - 414=29	
Logan M. Wirth	4757	24	198	220	213	215	648	200.19 - 198.21	= 1.98	648 - 594=54	
Mark A. Woodside	3912	27	144	150	143	115	408	144.00 - 144.89	= -0.89	408 - 432=-24	
Travys M. Woodside	2876	18	159				0	159.78 - 159.78	= 0.00		
Kenny Wright	2209	15	147				0	147.27 - 147.27	= 0.00		
Dirk C. Yonkers	425		3bk175				0	141.67 - 141.67	= 0.00		
Mark A. Yonkers	1474		9bk163				0	163.78 - 163.78	= 0.00		
Brandon L. Young	2570	21	122	143	134	136	413	124.29 - 122.38	= 1.91	413 - 366=47	
Matt Young	2859	27	105	104	77	127	308	105.57 - 105.89	= -0.32	308 - 315=-7	
Russ Zink	471		3bk157				0	157.00 - 157.00	= 0.00		

Monday 6:30 pm

Big Apple Fun Center

High Average Listing

Name	True Average	Pins	Gms	To Raise Avg +1	To Drop Avg -1
Sam L. Fread	225.52	4736	21	688	663
Jeremy J. Dalland	218.24	4583	21	673	648
Jerred J. Johnson	209.00	2508	12	642	626
Carter R. Hollis	207.77	6233	30	631	597
Todd M. Mathews	205.33	3080	15	628	609
Greg A. Pettit	203.61	3665	18	619	597
Logan M. Wirth	200.19	5405	27	625	594
Chuck M. Brisbin	199.83	4796	24	604	576
Jarvis J. Culler	196.96	5318	27	592	561
Scott A. Bauer	196.15	5296	27	614	583
Bruce A. Hatcher	193.61	3485	18	589	567
Kelly R. McFadden	193.33	2320	12	590	574
Randy A. Myers	192.71	4625	24	586	558
Bill J. Robinson	192.19	5189	27	601	570
James E. Dalland	189.67	569	3	571	564
David L. Fread	189.04	5104	27	596	565
Shay W. Robinson	188.25	4518	24	585	557
Thomas C. Richmond	187.75	4506	24	570	542
Jared J. Samuelson	187.58	4502	24	574	546
Justin R. Swanek	185.33	2780	15	568	549
Bryon J. Sazama	184.06	3313	18	572	550
Darrin W. Karsten	183.13	4395	24	573	545
Chris R. Lytle	181.33	5440	30	566	532
Josh K. Krolikowski	181.00	2715	15	561	542
Jeff A. Fruhling	179.94	3239	18	541	519
Kevin L. Moriarty	179.74	4853	27	547	516
Thomas E. McLeod	179.08	4298	24	562	534
Nicholas H. Kidd	178.90	3757	21	539	514
Mark A. Bowman	178.67	5360	30	547	513
Larry K. Giddings	178.07	2671	15	551	532
Kenneth A. Owen	177.61	3197	18	541	519
Jason D. Stubbs	176.47	2647	15	539	520
Brad M. Olson	175.80	5274	30	534	500
Gary D. Hatcher	175.47	5264	30	544	510
Robert L. Turner Jr	174.17	1045	6	530	520
Johnny L. Krotz	174.11	1567	9	533	520
Ryan M. Grotrian	173.67	521	3	523	516
Douglas A. Giles	172.63	5179	30	530	496
John L. Nikkila	172.63	4661	27	529	498
James M. Leibhart	172.33	1034	6	523	513
David D. Hibberd	172.30	4652	27	538	507
Scott B. vonAschwege	171.67	2575	15	521	502
Ryan D. Clark	171.40	2571	15	525	506
Scott A. Johnson	171.33	514	3	518	511
Glen A. Brown	170.50	2046	12	519	503
Omar B. Whitfield	170.33	511	3	515	508
Bob G. Vogt	168.00	3528	21	528	503
Mark N. Elstermeier	167.58	2011	12	509	493
Aaron M. Gottsch	165.17	1982	12	508	492

<u>Name</u>	<u>True Average</u>	<u>Pins Gms</u>	<u>To Raise Avg +1</u>	<u>To Drop Avg -1</u>
Kenneth R. Meyer	164.00	3936 24	519	491
Mark A. Yonkers	163.78	1474 9	494	481
Chris L. Stapleton	161.88	3885 24	489	461
Robert L. Cherry	161.70	4851 30	495	461
Ivan D. Stones	161.43	4843 30	503	469
Douglas J. Althouse	161.33	484 3	488	481
Mick R. Patsios	161.17	3868 24	506	478
Larry L. Harrington	160.50	963 6	486	476
Brandon L. Schade	160.00	480 3	486	479
Travys M. Woodside	159.78	2876 18	484	462
William D. Kirkland	158.40	4752 30	495	461
Brent E. Hollis	158.00	2844 18	495	473
Russell L. Zink	157.00	471 3	477	470
Robert E. Verbeck	154.44	1390 9	470	457
John R. McKirahan	154.27	2314 15	476	457
Michael S. McCollough	153.78	1384 9	464	451
Craig A. Schutt	150.30	4509 30	474	440
Noel Carnahan	148.85	4019 27	451	420
Zack T. Journey	148.43	3117 21	459	434
Dave L. Wilke	148.10	4443 30	474	440
Robert W. Stevens	148.10	4443 30	474	440
Kenneth W. Wright	147.27	2209 15	455	436
Patrick J. Murphy	146.17	877 6	446	436
LeRoy H. Hoss	145.73	4372 30	446	412
Darcy W. Huffman	145.33	3052 21	452	427
Mark A. Woodside	144.00	4320 30	465	431
Trevor A. Roberts	143.43	4303 30	449	415
Ray K. Lee	143.33	430 3	434	427
F.S. Fisher	143.08	3434 24	454	426
Marvin E. Miller	142.17	853 6	434	424
Matt A. Cacy	141.87	4256 30	430	396
Dirk C. Yonkers	141.67	425 3	427	420
Lloyd A. Wilke	140.04	3361 24	446	418
Levi M. Clark	138.89	2500 18	419	397
Chris L. Exstrom	137.40	2061 15	423	404
Ron J. Studnicka	137.17	4115 30	439	405
William J. Dreyer	137.03	4111 30	443	409
Scott Matteson	134.44	2420 18	415	393
Roger P. Davis	127.89	1151 9	385	372
Earl E. Rademacher	126.29	2652 21	396	371
Brandon L. Young	124.29	2983 24	392	364
Donald G. Sluti	121.73	1826 15	370	351
Vaughn L. Cook	114.83	2067 18	348	326
Kenny J. VanHorn	113.07	1696 15	356	337
Matt Young	105.57	3167 30	331	297

Monday 6:30 pm

Big Apple Fun Center

Most Pins Over Average

Name	----Old----		Old					---Average Change---			Weekly Over Ave
	Pins	Games	Ave	-1-	-2-	-3-	Total	New	Old	----> +/-	Series Ave +/-
Zack T. Journey	2553	18	141	181	180	203	564	148.43	- 141.83	= 6.60	564 - 423=141
David D. Hibberd	4036	24	168	223	204	189	616	172.30	- 168.17	= 4.13	616 - 504=112
Scott A. Bauer	4632	24	193	222	220	222	664	196.15	- 193.00	= 3.15	664 - 579=85
Flip Fisher	2939	21	139	166	172	157	495	143.08	- 139.95	= 3.13	495 - 417=78
Dave Fread	4485	24	186	225	182	212	619	189.04	- 186.88	= 2.16	619 - 558=61
Trevor A. Roberts	3822	27	141	154	167	160	481	143.43	- 141.56	= 1.88	481 - 423=58
Mark A. Bowman	4777	27	176	163	211	209	583	178.67	- 176.93	= 1.74	583 - 528=55
Logan M. Wirth	4757	24	198	220	213	215	648	200.19	- 198.21	= 1.98	648 - 594=54
Noel Carnahan	3527	24	146	160	172	160	492	148.85	- 146.96	= 1.89	492 - 438=54
Scott B. vonAschwege	2018	12	168	212	146	199	557	171.67	- 168.17	= 3.50	557 - 504=53
Todd M. Mathews	2425	12	202	214	204	237	655	205.33	- 202.08	= 3.25	655 - 606=49
Tom Richmond	3903	21	185	176	214	213	603	187.75	- 185.86	= 1.89	603 - 555=48
Brandon L. Young	2570	21	122	143	134	136	413	124.29	- 122.38	= 1.91	413 - 366=47
Dave L. Wilke	3959	27	146	186	169	129	484	148.10	- 146.63	= 1.47	484 - 438=46
Sam L. Fread	4024	18	223	278	199	235	712	225.52	- 223.56	= 1.97	712 - 669=43
Randy A. Myers	4019	21	191	225	167	214	606	192.71	- 191.38	= 1.33	606 - 573=33
Chris R. Lytle	4868	27	180	188	190	194	572	181.33	- 180.30	= 1.04	572 - 540=32
Carter R. Hollis	5583	27	206	244	193	213	650	207.77	- 206.78	= 0.99	650 - 618=32
John Krotz	1003	6bk	178	190	181	193	564	174.11	- 167.17	= 6.94	564 - 534=30
Shay W. Robinson	3928	21	187	175	214	201	590	188.25	- 187.05	= 1.20	590 - 561=29
Lloyd A. Wilke	2918	21	138	167	146	130	443	140.04	- 138.95	= 1.09	443 - 414=29
Bob Stevens	3974	27	147	171	150	148	469	148.10	- 147.19	= 0.91	469 - 441=28
Chris L. Exstrom	1628	12	135	136	162	135	433	137.40	- 135.67	= 1.73	433 - 405=28
Levi M. Clark	2065	15	137	153	152	130	435	138.89	- 137.67	= 1.22	435 - 411=24
Kevin L. Moriarty	4295	24	178	196	170	192	558	179.74	- 178.96	= 0.78	558 - 534=24
Jarvis J. Culler	4709	24	196	191	235	183	609	196.96	- 196.21	= 0.75	609 - 588=21
Ivan D. Stones	4343	27	160	148	198	154	500	161.43	- 160.85	= 0.58	500 - 480=20
Doug Giles	4648	27	172	181	204	146	531	172.63	- 172.15	= 0.49	531 - 516=15
Brent E. Hollis	2359	15	157	160	152	173	485	158.00	- 157.27	= 0.73	485 - 471=14
Ryan Meyer	3433	21	163	161	165	177	503	164.00	- 163.48	= 0.52	503 - 489=14
Bob G. Vogt	3015	18	167	172	159	182	513	168.00	- 167.50	= 0.50	513 - 501=12
Darcy W. Huffman	2609	18	144	154	142	147	443	145.33	- 144.94	= 0.39	443 - 432=11
Gary D. Hatcher	4729	27	175	174	192	169	535	175.47	- 175.15	= 0.32	535 - 525=10
Bill Kirkland	4268	27	158	144	166	174	484	158.40	- 158.07	= 0.33	484 - 474=10
Jeff A. Fruhling	2696	15	179	153	191	199	543	179.94	- 179.73	= 0.21	543 - 537=6
Justin R. Swanek	2230	12	185	195	203	152	550	185.33	- 185.83	= -0.50	550 - 555=-5
Matt Young	2859	27	105	104	77	127	308	105.57	- 105.89	= -0.32	308 - 315=-7
LeRoy H. Hoss	3942	27	146	147	159	124	430	145.73	- 146.00	= -0.27	430 - 438=-8

Name	-----Old-----		Old					---Average Change---			Weekly Over Ave
	Pins	Games	Ave	-1-	-2-	-3-	Total	New	Old	----> +/-	Series Ave +/-
Vaughn L. Cook	1731	15	115	125	108	103	336	114.83	- 115.40	= -0.57	336 - 345=-9
Earl E. Rademacher	2283	18	126	134	130	105	369	126.29	- 126.83	= -0.55	369 - 378=-9
Chuck M. Brisbin	4211	21	200	170	207	208	585	199.83	- 200.52	= -0.69	585 - 600=-15
Roger P. Davis	744	6bk	141	96	174	137	407	127.89	- 124.00	= 3.89	407 - 423=-16
Jerred J. Johnson	1895	9	210	205	180	228	613	209.00	- 210.56	= -1.56	613 - 630=-17
Matt A. Cacy	3848	27	142	130	144	134	408	141.87	- 142.52	= -0.65	408 - 426=-18
Jeremy J. Dalland	3946	18	219	239	195	203	637	218.24	- 219.22	= -0.98	637 - 657=-20
Mark A. Woodside	3912	27	144	150	143	115	408	144.00	- 144.89	= -0.89	408 - 432=-24
Ryan D. Clark	2078	12	173	179	178	136	493	171.40	- 173.17	= -1.77	493 - 519=-26
Johnny Nikkila	4173	24	173	144	204	140	488	172.63	- 173.88	= -1.25	488 - 519=-31
Craig A. Schutt	4087	27	151	163	132	127	422	150.30	- 151.37	= -1.07	422 - 453=-31
Chris L. Stapleton	3428	21	163	170	158	129	457	161.88	- 163.24	= -1.36	457 - 489=-32
Darrin W. Karsten	3882	21	184	179	156	178	513	183.13	- 184.86	= -1.73	513 - 552=-39
Kenny Owen	2700	15	180	202	172	123	497	177.61	- 180.00	= -2.39	497 - 540=-43
Greg A. Pettit	3092	15	206	155	224	194	573	203.61	- 206.13	= -2.52	573 - 618=-45
Bobby Turner Jr	555	3bk	179	159	147	184	490	174.17	- 185.00	= -10.83	490 - 537=-47
Joe Dreyer	3747	27	138	155	107	102	364	137.03	- 138.78	= -1.74	364 - 414=-50
Bill J. Robinson	4658	24	194	205	159	167	531	192.19	- 194.08	= -1.90	531 - 582=-51
Bob Cherry	4424	27	163	129	147	151	427	161.70	- 163.85	= -2.15	427 - 489=-62
Ron J. Studnicka	3783	27	140	113	114	105	332	137.17	- 140.11	= -2.94	332 - 420=-88
Brad M. Olson	4834	27	179	171	120	149	440	175.80	- 179.04	= -3.24	440 - 537=-97
Dirk C. Yonkers	425	3bk	175				0	141.67	- 141.67	= 0.00	
Bryon J. Sazama	3313	18	184				0	184.06	- 184.06	= 0.00	
Don Sluti	1826	15	121				0	121.73	- 121.73	= 0.00	
Tom McLeod	4298	24	179				0	179.08	- 179.08	= 0.00	
Doug Althouse	484	3bk	154				0	161.33	- 161.33	= 0.00	
Bob Verbeck	1390	9bk	154				0	154.44	- 154.44	= 0.00	
Glen A. Brown	2046	12	170				0	170.50	- 170.50	= 0.00	
Jason D. Stubbs	2647	15	176				0	176.47	- 176.47	= 0.00	
Larry K. Giddings	2671	15	178				0	178.07	- 178.07	= 0.00	
Josh K. Krolikowski	2715	15	181				0	181.00	- 181.00	= 0.00	
Jim Dalland	569	3	189				0	189.67	- 189.67	= 0.00	
Kenny J. VanHorn	1696	15	113				0	113.07	- 113.07	= 0.00	
Omar B. Whitfield	511	3bk	176				0	170.33	- 170.33	= 0.00	
Kenny Wright	2209	15	147				0	147.27	- 147.27	= 0.00	
Mike McCollough	1384	9bk	153				0	153.78	- 153.78	= 0.00	
Aaron M. Gottsch	1982	12	165				0	165.17	- 165.17	= 0.00	
Mark A. Yonkers	1474	9bk	163				0	163.78	- 163.78	= 0.00	
Russ Zink	471	3bk	157				0	157.00	- 157.00	= 0.00	
Mark N. Elstermeier	2011	12	167	a132	a132	a132	396	167.58	- 167.58	= 0.00	
Marvin E. Miller	853	6bk	136				0	142.17	- 142.17	= 0.00	

Name	-----Old-----		Old	-1-	-2-	-3-	Total	---Average Change---			Weekly Over Ave	
	Pins	Games	Ave					New	- Old	----> +/-	Series Ave +/-	
Travys M. Woodside	2876	18	159				0	159.78	-	159.78	=	0.00
Pat Murphy	877	6	146				0	146.17	-	146.17	=	0.00
John R. McKirahan	2314	15	154				0	154.27	-	154.27	=	0.00
James M. Leibhart	1034	6bk	187				0	172.33	-	172.33	=	0.00
Kelly R. McFadden	2320	12	193				0	193.33	-	193.33	=	0.00
Ray K. Lee	430	3bk	155				0	143.33	-	143.33	=	0.00
Larry L. Harrington	963	6bk	175				0	160.50	-	160.50	=	0.00
Brandon L. Schade	480	3bk	168				0	160.00	-	160.00	=	0.00
Scott A. Johnson	514	3	171				0	171.33	-	171.33	=	0.00
Bruce A. Hatcher	3485	18	193				0	193.61	-	193.61	=	0.00
Ryan M. Grotrian	521	3bk	175				0	173.67	-	173.67	=	0.00
Scott Matteson	2420	18	134				0	134.44	-	134.44	=	0.00
Nick Kidd	3757	21	178				0	178.90	-	178.90	=	0.00
Jared J. Samuelson	4502	24	187				0	187.58	-	187.58	=	0.00
Mick R. Patsios	3868	24	161				0	161.17	-	161.17	=	0.00

Monday 6:30 pm

Big Apple Fun Center

Alphabetic League Bowler Contact List

ID Number	Name	Phone	Phone	E-mail	Bowling	
					Hand	Sex
1494-3239	Althouse, Douglas "Doug" J.	(308)830-3433	() - -	djalthouse@msn.com	R	M
1494-1881	Bauer, Scott A.	(308)440-6763	() - -	bow8210@gmail.com	R	M
1494-3007	Bowman, Mark A.	(308)440-5696	() - -		L	M
1494-789	Brisbin, Chuck M.	(308)440-2265	(308)234-4545	Husk300@gmail.com	R	M
1494-2241	Brown, Glen A.	(308)293-0430	() - -	ebsglen@eustisbodyshop.com	R	M
11-646986	Cacy, Matt A.	(402)560-0835	() - -	m_cacy91@hotmail.com	R	M
1494-2974	Carnahan, Noel	(308)627-7903	() - -		R	M
1494-11	Cherry, Robert "Bob" L.	(308)938-2525	() - -		R	M
6219-21	Clark, Levi M.	(308)380-5442	() - -	leviclar56@gmail.com	R	M
1524-33	Clark, Ryan D.	(308)216-0085	() - -	cwbyz21@gmail.com	R	M
1494-3022	Cook, Vaughn L.	(903)424-2270	() - -		R	M
1494-2615	Culler, Jarvis J.	(308)224-0465	() - -	jarvisculler@yahoo.com	R	M
1231-31	Dalland, James "Jim" E.	(507)390-3803	() - -		R	M
1231-603	Dalland, Jeremy J.	(308)440-7560	() - -	jerdahl13@hotmail.com	R	M
1494-594	Davis, Roger P.	(308)237-9320	() - -	davis@unk.edu	R	M
11-768339	Dreyer, William "Joe" J.	(308)627-8117	() - -	dreyer.joe13@gmail.com	R	M
1494-2234	Elstermeier, Mark N.	(308)237-6872	() - -		R	M
1494-2788	Exstrom, Chris L.	(308)440-6930	() - -	exstromc@yahoo.com	R	M
1494-2842	Fisher, F.S. "Flip"	(308)293-2444	() - -	flipfisher@gmail.com	R	M
1498-19	Fread, David "Dave" L.	(308)325-1042	(308)324-5553	dave122462@hotmail.com	R	M
6203-14	Fread, Sam L.	(308)746-6776	() - -	sfread8@gmail.com	L	M
1494-261	Fruhling, Jeff A.	(308)627-7332	() - -	drfruman@hotmail.com	R	M
1494-1258	Giddings, Larry K.	(308)627-3247	() - -	lkgiddings300@gmail.com	R	M
1494-1810	Giles, Douglas "Doug" A.	(308)627-5683	() - -	gman245@yahoo.com	R	M
1494-2536	Gottsch, Aaron M.	(308)962-6488	() - -		R	M
1505-23	Grotrian, Ryan M.	(308)440-1589	() - -	groat2112@yahoo.com	R	M
27580-14	Harrington, Larry L.	(308)236-5902	() - -		R	M
1486-2240	Hatcher, Bruce A.	(308)627-7379	() - -	brucehatcher@charter.net	R	M
1494-256	Hatcher, Gary D.	(308)238-3914	() - -	gary.hatcher@charter.net	R	M
1494-473	Hibberd, David D.	(308)627-5006	() - -	d.hibberd@kearneglass.com	R	M
9726-4115	Hollis, Brent E.	(308)627-7532	(308)627-7533	bigredautoglass@aol.com	R	M
11-536044	Hollis, Carter R.	(308)293-3437	() - -	onekoolmustang@aol.com	R	M
1494-134	Hoss, LeRoy H.	(308)238-3792	() - -	leroyhoss@gmail.com	R	M
1494-2970	Huffman, Darcy W.	(308)214-0813	() - -	dwhuffman09@ole.augie.edu	R	M
1494-2364	Johnson, Jerred J.	(308)440-1200	() - -	jiliv2hunt@hotmail.com	R	M
8966-5171	Johnson, Scott A.	(308)627-6487	() - -	scojo09@gmail.com	R	M
9726-4112	Journey, Zack T.	(308)224-8679	() - -		R	M
1494-1613	Karsten, Darrin W.	(308)627-4799	(308)237-5025	dwkarsten@aol.com	R	M
1489-496	Kidd, Nicholas "Nick" H.	(308)627-6139	() - -	nickkidd79@gmail.com	R	M
1494-1989	Kirkland, William "Bill" D.	(308)233-4253	() - -	kirklandsiding@charter.net	R	M
1494-2696	Krolikowski, Josh K.	(308)440-1536	() - -	joshkrolikowski@gmail.com	R	M
1494-2625	Krotz, Johnny "John" L.	(308)440-9799	() - -	jkrotz@yahoo.com	R	M
1494-176	Lee, Ray K.	(308)647-5382	() - -		R	M
8793-1262	Leibhart, James M.	(308)325-9720	() - -	jamesleibhart@gmail.com	R	M
1494-2493	Lytle, Chris R.	(308)224-1023	() - -	lytlecr@hotmail.com	R	M
1494-1323	Mathews, Todd M.	(308)293-5684	() - -		R	M
1494-2291	Matteson, Scott	(308)236-6089	(308)440-4863	scott.matteson6@gmail.com	R	M
1494-2687	McCollough, Michael "Mike" S.	(308)293-6488	() - -	mccolloughms@gmail.com	R	M
6219-307	McFadden, Kelly R.	(308)293-7045	() - -	kelly.mcfadden@yahoo.com	R	M
1494-1048	McKirahan, John R.	(308)234-6236	() - -	jsmck@charter.net	L	M
1494-2556	McLeod, Thomas "Tom" E.	(308)440-2091	() - -	tmcleod221@gmail.com	R	M
16-15169	Meyer, Kenneth "Ryan" R.	(402)720-0431	() - -	k_ry_meyer@yahoo.com	R	M
1494-33	Miller, Marvin E.	(308)234-1636	(308)440-9308		R	M

ID Number	Name	Phone	Phone	E-mail	Bowling	
					Hand	Sex
1494-689	Moriarty, Kevin L.	(308)995-8877	(308)440-8641	kmoriarty@holdregehomes.org	R	M
1494-2504	Murphy, Patrick "Pat" J.	(308)708-1956	() - -		R	M
1494-3121	Myers, Randy A.	(308)830-1492	(308)830-1492	r.myers87@yahoo.com	R	M
1494-182	Nikkila, John "Johnny" L.	(308)440-1331	() - -	jln.mkn@charter.net	R	M
1494-957	Olson, Brad M.	(308)440-3992	() - -	bgraphic23@gmail.com	R	M
300-6153	Owen, Kenneth "Kenny" A.	(308)440-8316	(308)234-4545	ken.owen@bigapplefuncenter.com	R	M
1494-1224	Patsios, Mick R.	(308)237-3007	(308)233-2780	mpatsios53@charter.net	R	M
6201-149	Pettit, Greg A.	(308)708-9824	() - -		R	M
1494-128	Rademacher, Earl E.	(308)237-2063	(308)627-8522	ejrademacher@charter.net	R	M
1494-1207	Richmond, Thomas "Tom" C.	(308)293-5430	() - -	thmsrchmnd@gmail.com	R	M
11-604727	Roberts, Trevor A.	(308)440-9524	() - -	vikingrock80@hotmail.com	L	M
1494-98	Robinson, Bill J.	(308)233-2851	() - -	robinsonb@qwestoffice.net	L	M
1494-2227	Robinson, Shay W.	(308)440-5104	() - -	shayrobinson21@yahoo.com	R	M
6201-21	Samuelson, Jared J.	(308)233-1018	() - -	samuelsonjj@gmail.com	R	M
1494-360	Sazama, Bryon J.	(308)440-4545	() - -	jhawks3437@yahoo.com	R	M
1494-2420	Schade, Brandon L.	(308)627-0492	() - -		R	M
1494-3217	Schutt, Craig A.	(308)216-0911	(308)224-5421		R	M
1494-593	Sluti, Donald "Don" G.	(308)236-9640	() - -	slutid@unk.edu	R	M
1494-452	Stapleton, Chris L.	(308)293-5387	() - -	soggychris2000@yahoo.com	R	M
1494-303	Stevens, Robert "Bob" W.	(308)440-4005	() - -	roberthuskers@gmail.com	R	M
1494-6	Stones, Ivan D.	(308)234-4231	(308)440-3258	stonivad@charter.net	R	M
1494-1079	Stubbs, Jason D.	(308)236-5351	() - -	stujas@gmail.com	R	M
1494-3219	Studnicka, Ron J.	(308)234-3645	(308)627-4355	itsmudpie@gmail.com	R	M
1489-1082	Swanek, Justin R.	(402)210-0537	() - -	Diggerj79@yahoo.com	R	M
1494-87	Turner Jr, Robert "Bobby" L.	(308)440-1799	() - -	bobby.turner59@yahoo.com	R	M
1494-333	VanHorn, Kenny J.	(308)233-2795	(308)233-2183	vanhorns@charter.net	R	M
1494-363	Verbeck, Robert "Bob" E.	(308)240-9675	() - -		R	M
1494-88	Vogt, Bob G.	(308)234-9330	() - -		R	M
1494-994	vonAschwege, Scott B.	(308)293-0277	(308)236-7328	saschwege@gmail.com	R	M
1494-754	Whitfield, Omar B.	(308)627-6672	() - -	hammer4d@yahoo.com	R	M
1494-1792	Wilke, Dave L.	(308)627-6825	() - -	dave@wilkecc.com	R	M
1494-159	Wilke, Lloyd A.	(308)468-6739	(308)216-0737	wilkelsw@nctc.net	R	M
6201-92	Wirth, Logan M.	(308)233-3915	() - -		R	M
1494-1269	Woodside, Mark A.	(308)233-2077	() - -	mawoodside@yahoo.com	L	M
1494-2945	Woodside, Travys M.	(308)440-2828	() - -	travysw@gmail.com	R	M
1513-1207	Wright, Kenneth "Kenny" W.	(308)529-8373	() - -	kwright68847@yahoo.com	L	M
1494-3143	Yonkers, Dirk C.	(308)293-4147	() - -	peeb4147@gmail.com	R	M
1494-1898	Yonkers, Mark A.	(308)440-6006	() - -		R	M
9726-4117	Young, Brandon L.	(910)876-2132	() - -	bladenpolice@gmail.com	R	M
9726-4114	Young, Matt	(308)627-9601	() - -	sandymisty88@gmail.com	R	M
1494-1776	Zink, Russell "Russ" L.	(702)908-6400	() - -	russzink49@yahoo.com	R	M

Classic 2018-19

Big Apple Fun Center

This report is for scores bowled November 12 which is Week 10 of 30

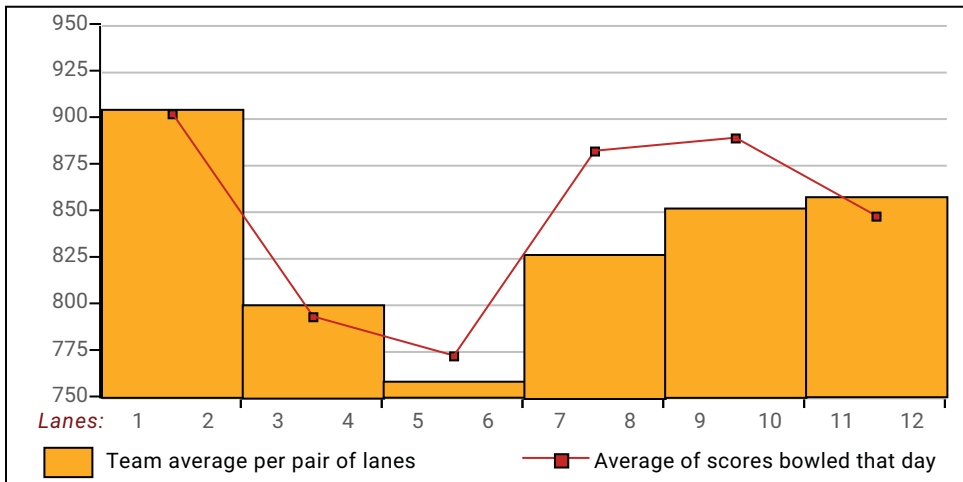
This Week's Statistics: Lefties vs Righties

Unless designated left handed, bowlers are considered right handed.

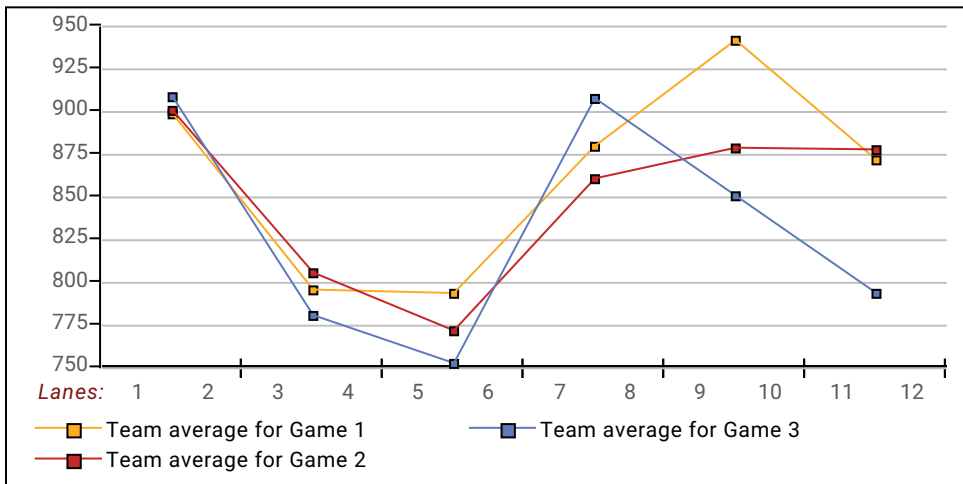
	Over All	Right	Left
How many people bowled	59	54	5
Number of games bowled	177	162	15
Actual average of week's scores	170.23	169.23	181.00
How many games above average	104	95	9
How many games below average	72	66	6
Pins above/below average per game	3.85	3.71	5.40
How many people raised average by this amount	36 1.85	33 1.85	3 1.86
How many people went down by this amount	23 -1.82	21 -1.86	2 -1.39
League average before bowling	166.84	165.98	176.20
League average after bowling	167.26	166.38	176.76
Change in league average	0.42	0.41	0.56
800s	--	--	--
775s	--	--	--
750s	--	--	--
725s	--	--	--
700s	1	--	1
675s	--	--	--
650s	3	3	--
625s	2	2	--
600s	6	6	--
575s	3	2	1
550s	7	7	--
525s	4	3	1
500s	4	4	--
475s	10	9	1
450s	2	2	--
425s	7	7	--
400s	5	4	1
below 400	5	5	--
300s	--	--	--
275s	1	--	1
250s	--	--	--
225s	8	7	1
200s	31	28	3
175s	36	35	1
150s	50	43	7
125s	36	35	1
100s	13	12	1
below 100	2	2	--

This report is for scores bowled November 12 which is Week 10 of 30

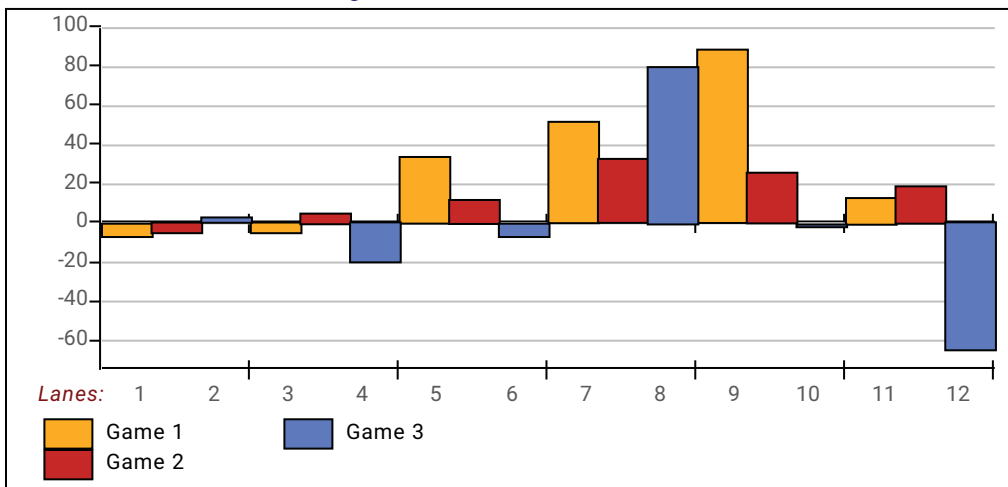
Team Average vs Ave of Scores



Average of Scores for Each Game

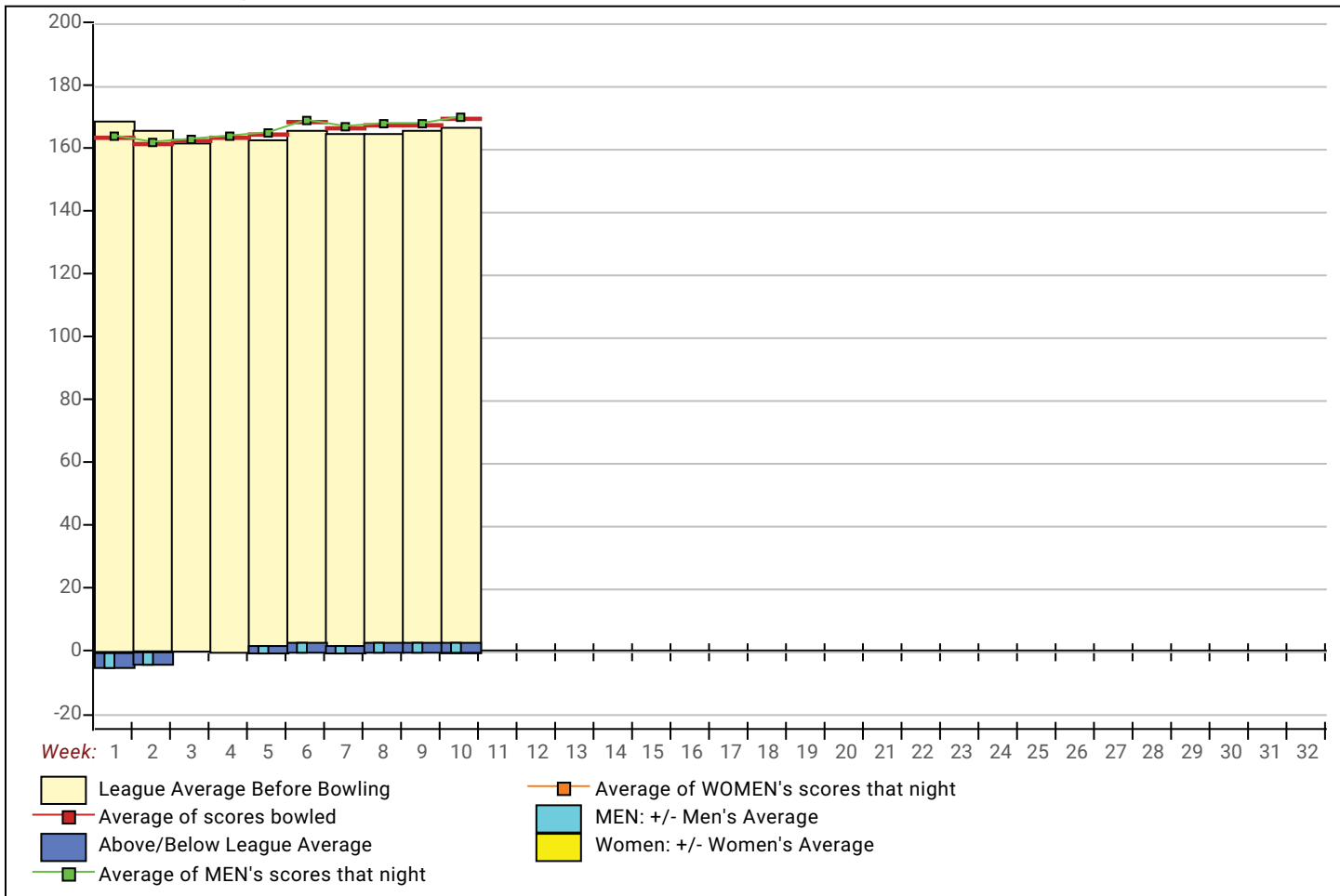


Amount Over/Under Team Average



This report is for scores bowled November 12 which is Week 10 of 30

League Average Week-by-Week



League Average Statistics for Last Week

	League	Right Hand	Left Hand
League Average Before Bowling	166.84	165.98	176.20
Average of scores bowled that night	170.23	169.23	181.00
New League Average After Bowling	167.26	166.38	176.76
Change in League Average	.42	.41	.56
People Who Bowled Over Average	36	33	3
People Who Bowled Under Average	23	21	2
Average Amount of Series Over Avg	40.94	39.94	52.00
Average Amount of Series Under Avg	-34.43	-34.14	-37.50
Difference Avg, NiteAvg	3.85	3.71	5.40
Number of Bowlers	59	54	5
Number of Games Bowled	177	162	15
People Who Raised Their Average	36	33	3
Raised By an Average of This Amount	1.85	1.85	1.86
People Who Lowered Their Average	23	21	2
Lowered By an Average of This Amou	-1.82	-1.86	-1.39
Number of Games Bowled Over Avera	104	95	9
Number of Games Bowled Under Avera	72	66	6

Note: Averages are based only on people who bowled.

Monday 6:30 pm

Big Apple Fun Center

Lanes 1 - 12

If you have questions, please contact

Gary Hatcher (308)238-3914 PO Box 594, Gibbon, NE 68840
Send E-mail to: gary.hatcher@charter.net

Note: This report includes information through November 12 which is Week 10 of 30

Awards Earned This Week

Name	ID Number	Award Average	Award Games	G1	G2	G3	Series	Award Score	Award Received
David L. Fread	1498-19 USBC	186	24	225	182	212	619	225	225 Game (Local Assoc. Awards)
Sam L. Fread	6203-14 USBC	223	18	278	199	235	712	712	700 Series (Local Assoc. Awards)
	6203-14 USBC	220	87	278	199	235	712	278	275 Game (Local Assoc. Awards)
David D. Hibberd	1494-473 USBC	168	24	223	204	189	616	616	600 Series (Local Assoc. Awards)
Kenneth A. Owen	300-6153 USBC	180		202	172	123	497	202	Clean Game (199 Average or Les (Local Ass

Press Release -- 11/13/2018

11/12/2018 Week 10 of 30

Classic 2018-19

Page 1

Monday 6:30 pm

Big Apple Fun Center

Lanes 1 - 12

Team Standings

Place	Team Name	Points	Points	Year-To-Date	Y-T-D
		Won	Lost	WON	LOST
1	Lethal Injection Diesel	288 ½	111 ½	288 ½	111 ½
2	Chicken Coop	238	162	238	162
3	West	229 ½	170 ½	229 ½	170 ½
4	Old Chicago	205	195	205	195
5	Kirkland Siding	191 ½	208 ½	191 ½	208 ½
6	Mad Doctors	191 ½	208 ½	191 ½	208 ½
7	DMilaco	187 ½	212 ½	187 ½	212 ½
8	Eustis Body Shop	185	215	185	215
9	Cunninghams	181 ½	218 ½	181 ½	218 ½
10	Big Apple Fun Center	181 ½	218 ½	181 ½	218 ½
11	Wilke Contracting Corp.	177 ½	222 ½	177 ½	222 ½
12	Auto Central	143	257	143	257

*** Although not shown, standings are determined by points only for the current part

Last Week's Top Scores

Scratch Game		Scratch Series		Handicap Game		Handicap Series	
278	Sam Fread	712	Sam Fread	278	Sam Fread	786	Zack Journey
244	Carter Hollis	664	Scott Bauer	277	Zack Journey	757	David Hibberd
239	Jeremy Dalland	655	Todd Mathews	270	David Hibberd	730	Scott Bauer
237	Todd Mathews	650	Carter Hollis	259	Scott vonAschwege	723	Flip Fisher
235	Jarvis Culler	648	Logan Wirth	255	Dave Wilke	712	Sam Fread
228	Jerred Johnson	637	Jeremy Dalland	254	Dave Fread	706	Dave Fread
225	Randy Myers	619	Dave Fread	254	Jarvis Culler	703	Trevor Roberts
225	Dave Fread	616	David Hibberd	253	Ivan Stones	700	Mark Bowman
224	Greg Pettit	613	Jerred Johnson	253	Carter Hollis	699	Logan Wirth
223	David Hibberd	609	Jarvis Culler	250	Todd Mathews	699	Noel Carnahan
				250	Mark Bowman		

Monday 6:30 pm

Big Apple Fun Center

Lanes 1 - 12

President: Chuck Brisbin (308)440-2265 is on Lane 10 Vice President: Larry Giddings (308)627-3247 is on Lane 4
 Secretary/Treasurer: Gary Hatcher (308)238-3914 is on Lane 5

Team Standings

Place	#	Team Name	Points Won	Points Lost	%Won	Pins + HDCP	Scratch Pins	Ave p/gm	Year-To-Date WON	Y-T-D LOST	Y-T-D % WON
1	1	Old Chicago	291 ½	108 ½	72.9	65571	51457	857	496 ½	303 ½	62.1
2	11	Eustis Body Shop	259	141	64.8	66329	59175	986	444	356	55.5
3	2	Chicken Coop	251	149	62.8	65013	58062	967	489	311	61.1
4	12	Big Apple Fun Center	227	173	56.8	65241	54750	912	408 ½	391 ½	51.1
5	3	Cunninghams	210 ½	189 ½	52.6	64867	56240	937	392	408	49.0
6	4	Mad Doctors	198 ½	201 ½	49.6	65108	44324	738	390	410	48.8
7	6	West	187	213	46.8	65124	51795	863	416 ½	383 ½	52.1
8	5	Wilke Contracting Corp.	171 ½	228 ½	42.9	65041	46820	780	349	451	43.6
9	7	DMilaco	171	229	42.8	65164	42325	705	358 ½	441 ½	44.8
10	9	Lethal Injection Diesel	169	231	42.3	65461	45151	752	457 ½	342 ½	57.2
11	10	Kirkland Siding	133 ½	266 ½	33.4	65061	50853	847	325	475	40.6
12	8	Auto Central	130 ½	269 ½	32.6	64497	49491	824	273 ½	526 ½	34.2

Review of Last Week's Bowling.....

Lanes	Team Name	HDCP -1-	HDCP -2-	HDCP -3-	HDCP Total	Last Wk WON	Team Name	HDCP -1-	HDCP -2-	HDCP -3-	HDCP Total	Last Wk WON
1-2	Big Apple Fun Center	1122	1202	1041	3365	26	<---> Auto Central	1073	1101	1124	3298	14
3-4	Old Chicago	1149	1121	1075	3345	16	<---> West	1102	1172	1143	3417	24
5-6	Kirkland Siding	1159	1091	1158	3408	20	<---> DMilaco	1090	1226	1114	3430	20
7-8	Eustis Body Shop	1048	1140	1114	3302	15	<---> Chicken Coop	1073	1131	1161	3365	25
9-10	Wilke Contracting Cor	1125	942	1088	3155	4	<---> Cunninghams	1173	1171	1149	3493	36
11-12	Lethal Injection Diesel	1194	1026	1194	3414	29 ½	<---> Mad Doctors	1172	1060	1016	3248	10 ½

Lane Assignments

	1-2	3-4	5-6	7-8	9-10	11-12
Wk21 02/11	1-4	10-3	6-12	9-8	7-2	11-5
Wk22 02/18	9-6	4-8	2-5	3-7	10-11	1-12
Wk23 02/25	11-12	5-6	9-10	1-2	3-4	7-8

Last Week's Top Scores

Team Scratch Game	Team Scratch Series	Team Handicap Game	Team Handicap Series
1040 Eustis Body Shop	3064 Cunninghams	1226 DMilaco	3493 Cunninghams
1032 Chicken Coop	3002 Eustis Body Shop	1202 Big Apple Fun Center	3430 DMilaco
1030 Cunninghams	2978 Chicken Coop	1194 Lethal Injection Diesel	3417 West
1030 Big Apple Fun Center	2849 Big Apple Fun Center	1173 Cunninghams	3414 Lethal Injection Die
957 West	2772 West	1172 Mad Doctors	3408 Kirkland Siding
935 Kirkland Siding	2736 Kirkland Siding	1172 West	3365 Chicken Coop
920 Lethal Injection Diesel	2623 Auto Central	1161 Chicken Coop	3365 Big Apple Fun Cent
907 Old Chicago	2619 Old Chicago	1159 Kirkland Siding	3345 Old Chicago
899 Auto Central	2592 Lethal Injection Diesel	1149 Old Chicago	3302 Eustis Body Shop
860 Wilke Contracting Corp.	2360 Wilke Contracting Corp.	1140 Eustis Body Shop	3298 Auto Central
856 Mad Doctors	2300 Mad Doctors	1125 Wilke Contracting Corp.	3248 Mad Doctors
841 DMilaco	2275 DMilaco	1124 Auto Central	3155 Wilke Contracting
Scratch Game	Scratch Series	Handicap Game	Handicap Series
279 Bruce Hatcher	710 Carter Hollis	300 Flip Fisher	761 Bryon Sazama
268 Jarvis Culler	702 Bruce Hatcher	292 Bruce Hatcher	760 Glen Brown
258 Carter Hollis	690 Sam Fread	290 Brad Olson	746 Jarvis Culler
257 Brad Olson	689 Jarvis Culler	288 Mike McCollough	745 Chris Lytle
245 Jeremy Dalland	679 Jeremy Dalland	287 Jarvis Culler	744 Trevor Roberts
245 Jared Samuelson	671 Bryon Sazama	284 Trevor Roberts	741 Bruce Hatcher
244 Scott Bauer	655 Tom Richmond	282 Glen Brown	738 Joe Dreyer
237 Matt Messersmith	649 Chris Lytle	273 Joe Dreyer	738 Brad Olson
237 Flip Fisher	639 Brad Olson	270 Scott Matteson	734 Ryan Grotrian
235 Chris Lytle	632 Ryan Grotrian	270 Jared Samuelson	732 Flip Fisher

Season High Scores

Team Scratch Game		Team Scratch Series		Team Handicap Game		Team Handicap Series	
1160	Eustis Body Shop	3308	Eustis Body Shop	1282	Big Apple Fun Center	3641	Eustis Body Shop
1115	Chicken Coop	3233	Chicken Coop	1280	Eustis Body Shop	3605	West
1098	Cunninghams	3064	Cunninghams	1275	West	3551	Lethal Injection Die
1087	Big Apple Fun Center	3058	Big Apple Fun Center	1254	Old Chicago	3542	Chicken Coop
1068	West	2984	West	1245	Chicken Coop	3515	Old Chicago
1032	Old Chicago	2799	Old Chicago	1230	Wilke Contracting Corp.	3508	Cunninghams
965	Kirkland Siding	2761	Kirkland Siding	1229	Lethal Injection Diesel	3496	Big Apple Fun Cent
964	Wilke Contracting Corp.	2649	Wilke Contracting Corp.	1226	DMilaco	3493	Kirkland Siding
956	Auto Central	2641	Auto Central	1214	Cunninghams	3467	Wilke Contracting
920	Lethal Injection Diesel	2592	Lethal Injection Diesel	1209	Kirkland Siding	3430	DMilaco
856	Mad Doctors	2487	Mad Doctors	1197	Auto Central	3428	Mad Doctors
841	DMilaco	2326	DMilaco	1191	Mad Doctors	3383	Auto Central

Scratch Game		Scratch Series		Handicap Game		Handicap Series	
298	Sam Fread	833	Sam Fread	300	Doug Giles	833	Sam Fread
279	Tom Richmond	742	Logan Wirth	300	Bob Stevens	820	Noel Carnahan
279	Bruce Hatcher	740	Carter Hollis	300	Gary Hatcher	817	Darrin Karsten
277	Bill Robinson	710	Scott Bauer	300	Bill Robinson	793	Logan Wirth
277	Carter Hollis	709	Chuck Brisbin	300	Tom Richmond	792	Ivan Stones
277	Darrin Karsten	702	Bruce Hatcher	300	Dave Fread	791	Brad Olson
277	Jarvis Culler	700	Darrin Karsten	300	Darrin Karsten	788	Bill Robinson
269	Todd Mathews	698	Jeremy Dalland	300	David Hibberd	787	Levi Clark
269	Dave Fread	695	Todd Mathews	300	LeRoy Hoss	786	Zack Journey
267	Scott Bauer	695	Bill Robinson	300	Flip Fisher	785	LeRoy Hoss
267	Chris Lytle						

Team Rosters

1 - Old Chicago

Name	Ave	HDCP	Pins	Gms	Points Won	High Game	High Sers	HDCP Game	HDCP Sers	Most Improved Ave +/-	To Raise Avg +1	To Drop Avg -1	Weekly Over Ave Series Ave +/-
Matt Cacy	146	69	7928	54	42.0	197	522	277	738	140 +6.81	451	393	462 - 438=24
Levi Clark	148	67	5332	36	28.0	210	568	283	787	138 +10.11	479	439	504 - 438=66
Aaron Gottsch	168	47	4538	27	21.0	209	568	265	742	169 -0.93	532	501	
Scott vonAschwege	175	40	4736	27	20.0	212	620	259	749	172 +3.41	544	513	503 - 528=-25
Ryan Clark	181	34	5999	33	27.0	228	641	265	752	178 +3.79	553	516	
Darrin Karsten	183	32	8808	48	33.0	277	700	300	817	184 -0.50	576	524	587 - 546=41
Tom McLeod	184	31	9386	51	41.5	236	651	274	747	177 +7.04	604	549	563 - 549=14
Kelly McFadden	197	18	4730	24	19.0	232	661	254	727	193 +4.08	616	588	

2 - Chicken Coop

Name	Ave	HDCP	Pins	Gms	Points Won	High Game	High Sers	HDCP Game	HDCP Sers	Most Improved Ave +/-	To Raise Avg +1	To Drop Avg -1	Weekly Over Ave Series Ave +/-
Mark Yonkers	170	45	2557	15	10.0	230	543	282	699		521	502	
Scott Bauer	198	17	10109	51	42.5	267	710	291	773	191 +7.22	637	582	623 - 591=32
Jason Stubbs	175	40	6827	39	29.0	218	570	256	699	177 -1.95	565	522	559 - 522=37
Tom Richmond	196	19	9998	51	38.0	279	656	300	740	185 +11.04	640	585	655 - 582=73
Logan Wirth	198	17	9540	48	28.0	265	742	280	793	196 +2.75	609	557	
Todd Mathews	205	10	4924	24	23.5	269	695	278	722	205 +0.17	638	610	
Chuck Brisbin	206	9	10523	51	42.0	256	709	272	757	200 +6.33	655	600	624 - 618=6

3 - Cunninghams

Name	Ave	HDCP	Pins	Gms	Points Won	High Game	High Sers	HDCP Game	HDCP Sers	Most Improved Ave +/-	To Raise Avg +1	To Drop Avg -1	Weekly Over Ave Series Ave +/-
Josh Krolikowski	179	36	5935	33	23.5	240	623	287	737	182 -2.15	545	508	559 - 537=22
Larry Giddings	181	34	4907	27	16.0	229	613	258	727	177 +4.74	553	522	
Doug Giles	174	41	10493	60	43.0	262	592	300	715	171 +3.88	532	468	560 - 522=38
Chris Lytle	185	30	11119	60	40.0	267	649	295	745	181 +4.32	599	535	649 - 549=100
Jeff Fruhling	183	32	8249	45	27.0	236	634	272	739	179 +4.31	583	534	617 - 543=74
Jerred Johnson	203	12	3668	18	7.5	264	682	275	715		616	594	
Jeremy Dalland	215	0	10356	48	32.5	258	698	258	698	218 -2.25	660	608	679 - 645=34

4 - Mad Doctors

Name	Ave	HDCP	Pins	Gms	Points	High	High	HDCP	HDCP	Most Improved		To Raise	To Drop	Weekly Over Ave
					Won	Game	Sers	Game	Sers	Ave	+/-	Avg +1	Avg -1	Series Ave +/-
Brandon Young	128	87	5396	42	32.5	164	426	257	715	122	+6.48	409	363	
Earl Rademacher	133	82	5196	39	26.0	179	474	268	729	126	+7.23	432	389	
Scott Matteson	138	77	5406	39	29.5	193	469	270	704	137	+1.62	432	389	458 - 411=47
Roger Davis	140	75	3804	27	16.0	200	488	277	719	138	+2.89	426	395	402 - 423=-21
Chris Exstrom	140	75	4652	33	17.0	198	476	276	710	137	+3.97	424	387	369 - 426=-57
John McKirahan	157	58	5191	33	21.0	202	520	262	697	155	+2.30	497	460	439 - 474=-35
Ryan Grotrian	187	28	2807	15	11.0	233	650	273	770			577	558	632 - 543=89
Randy Myers	193	22	8137	42	25.0	256	658	283	730	191	+2.74	593	547	

5 - Wilke Contracting Corp.

Name	Ave	HDCP	Pins	Gms	Points	High	High	HDCP	HDCP	Most Improved		To Raise	To Drop	Weekly Over Ave
					Won	Game	Sers	Game	Sers	Ave	+/-	Avg +1	Avg -1	Series Ave +/-
Ron Studnicka	136	79	7794	57	29.0	214	525	289	750	140	-3.26	426	365	357 - 411=-54
Dave Wilke	151	64	8202	54	29.0	203	558	269	756	147	+4.89	462	404	423 - 456=-33
LeRoy Hoss	152	63	9158	60	47.0	243	584	300	785	144	+8.63	481	417	454 - 456=-2
Matt Messersmith	199	16	5972	30	17.0	237	648	257	720	194	+5.07	628	594	621 - 594=27
Lloyd Wilke	138	77	4971	36	18.5	192	470	270	707	138	+0.08	450	410	
David Hibberd	170	45	9232	54	36.5	253	616	300	757	166	+4.96	515	457	505 - 513=-8

6 - West

Name	Ave	HDCP	Pins	Gms	Points	High	High	HDCP	HDCP	Most Improved		To Raise	To Drop	Weekly Over Ave
					Won	Game	Sers	Game	Sers	Ave	+/-	Avg +1	Avg -1	Series Ave +/-
Ivan Stones	163	52	9813	60	43.0	234	608	288	792	161	+2.55	519	455	459 - 492=-33
Johnny Nikkila	171	44	9791	57	36.0	225	577	270	715	174	-2.23	529	468	560 - 510=50
Bob Stevens	153	62	9195	60	43.0	242	570	300	782	140	+13.25	507	443	495 - 456=39
Gary Hatcher	173	42	8841	51	28.5	256	618	300	777	174	-0.65	555	500	556 - 516=40
Justin Swanek	187	28	6180	33	20.0	246	617	276	725	187	+0.27	588	551	
Bruce Hatcher	204	11	7975	39	31.0	279	702	292	741	195	+9.49	635	592	702 - 606=96

7 - DMilaco

Name	Ave	HDCP	Pins	Gms	Points	High	High	HDCP	HDCP	Most Improved		To Raise	To Drop	Weekly Over Ave
					Won	Game	Sers	Game	Sers	Ave	+/-	Avg +1	Avg -1	Series Ave +/-
Matt Young	109	106	6555	60	43.0	152	376	265	700	107	+2.25	375	311	376 - 324=52
Joe Dreyer	135	80	8100	60	29.0	196	492	285	752	139	-4.00	468	404	492 - 399=93
Trevor Roberts	149	66	8503	57	38.0	216	542	284	752	138	+11.18	497	436	540 - 441=99
Zack Journey	150	65	7218	48	34.0	204	564	277	786	148	+2.38	483	431	443 - 450=-7
Craig Schutt	151	64	9107	60	44.5	200	494	265	689	150	+1.78	469	405	424 - 456=-32

8 - Auto Central

Name	Ave	HDCP	Pins	Gms	Points	High	High	HDCP	HDCP	Most Improved		To Raise	To Drop	Weekly Over Ave
					Won	Game	Sers	Game	Sers	Ave	+/-	Avg +1	Avg -1	Series Ave +/-
Mark Woodside	146	69	7749	53	33.0	189	500	259	710	147	-0.79	483	426	
Chris Stapleton	162	53	8800	54	32.0	209	544	263	703	163	-0.04	491	433	436 - 492=-56
Bob Cherry	166	49	9999	60	36.0	238	587	290	743	164	+2.65	522	458	563 - 495=68
Kevin Moriarty	178	37	10182	57	25.5	215	592	253	703	180	-1.37	558	497	560 - 534=26
Travys Woodside	164	51	5917	36	20.0	230	547	283	712	160	+4.36	518	478	
John Krotz	172	43	4137	24	13.5	211	564	255	690	172	+0.38	534	506	513 - 516=-3

9 - Lethal Injection Diesel

Name	Ave	HDCP	Pins	Gms	Points	High	High	HDCP	HDCP	Most Improved		To Raise	To Drop	Weekly Over Ave
					Won	Game	Sers	Game	Sers	Ave	+/-	Avg +1	Avg -1	Series Ave +/-
Vaughn Cook	116	99	3856	33	28.0	153	413	263	722	114	+2.85	356	319	
Kenny VanHorn	113	102	3057	27	12.0	139	390	242	696	115	-1.78	363	332	
Darcy Huffman	143	72	6438	45	29.5	183	466	260	704	145	-1.93	474	425	
Kenny Wright	148	67	4453	30	19.5	187	518	256	746	147	+1.43	464	430	485 - 438=47
Noel Carnahan	153	62	8296	54	41.5	231	625	296	820	149	+4.63	482	424	419 - 462=-43
Mike McCollough	153	62	3694	24	20.5	223	524	288	719	150	+3.92	464	436	524 - 450=74
Ryan Meyer	166	49	7998	48	32.5	213	584	267	736	163	+3.63	519	467	493 - 498=-5
Bryon Sazama	188	27	6786	36	30.5	247	671	293	761	184	+4.50	585	545	671 - 555=116

10 - Kirkland Siding

Name	Ave	HDCP	Pins	Gms	Points	High	High	HDCP	HDCP	Most Improved		To Raise	To Drop	Weekly Over Ave
					Won	Game	Sers	Game	Sers	Ave	+/-	Avg +1	Avg -1	Series Ave +/-
Flip Fisher	153	62	7842	51	35.0	237	568	300	772	139	+14.76	474	419	543 - 456=87
Bill Kirkland	155	60	9307	60	36.5	192	522	252	705	157	-1.88	521	457	449 - 465=-16
Russ Zink	162	53	3414	21	9.0	213	550	271	724	162	+0.57	498	473	416 - 498=-82
Mick Patsios	161	54	3868	24	17.0	218	536	279	719	160	+1.17	506	478	
Jarvis Culler	198	17	10512	53	31.0	277	690	295	782	192	+6.34	632	575	689 - 588=101
Bobby Turner Jr	176	39	2115	12	6.5	209	555	245	663			540	524	
Brad Olson	184	31	10494	57	30.0	257	677	292	791	181	+3.11	606	545	639 - 546=93

11 - Eustis Body Shop

Name	Ave	HDCP	Pins	Gms	Points	High	High	HDCP	HDCP	Most Improved		To Raise	To Drop	Weekly Over Ave
					Won	Game	Sers	Game	Sers	Ave	+/-	Avg +1	Avg -1	Series Ave +/-
Glen Brown	171	44	5136	30	23.5	239	616	295	760	168	+3.20	540	506	616 - 501=115
Omar Whitfield	bk176	39	1041	6	4.0	189	530	228	647			525	515	
Mark Bowman	178	37	6974	39	22.5	253	591	283	713	177	+1.82	544	501	
James Leibhart	181	34	2725	15	10.5	224	642	252	726			551	532	
Dave Fread	200	15	11400	57	35.0	269	677	300	778	186	+14.00	660	599	606 - 597=9
Bill Robinson	195	20	10577	54	43.0	277	695	300	788	191	+4.87	595	537	501 - 591=-90
Shay Robinson	197	18	9498	48	28.5	265	689	292	770	187	+10.88	600	548	589 - 591=-2
Sam Fread	231	0	11824	51	47.0	298	833	298	833	225	+6.84	704	649	690 - 693=-3

12 - Big Apple Fun Center

Name	Ave	HDCP	Pins	Gms	Points	High	High	HDCP	HDCP	Most Improved		To Raise	To Drop	Weekly Over Ave
					Won	Game	Sers	Game	Sers	Ave	+/-	Avg +1	Avg -1	Series Ave +/-
Kenny Owen	181	34	6525	36	23.0	249	596	289	716	176	+5.25	573	533	
Mark Elstermeier	159	56	3823	24	13.0	209	530	246	641	160	-0.71	497	469	455 - 480=-25
Bob Vogt	173	42	8328	48	28.0	248	614	296	767	168	+5.50	546	494	513 - 519=-6
Nick Kidd	178	37	5874	33	21.0	224	605	264	725	178	0.00	570	533	
Brent Hollis	162	53	5357	33	27.5	226	532	285	736	156	+6.33	511	474	
Jared Samuelson	191	24	8603	45	31.5	254	688	276	757	189	+2.18	613	564	584 - 570=14
Carter Hollis	213	2	12822	60	48.0	277	740	282	755	204	+9.70	660	596	710 - 636=74

Temporary Substitutes

Name	Ave	HDCP	Pins	Gms	Points	High	High	HDCP	HDCP	Most Improved		To Raise	To Drop	Weekly Over Ave
					Won	Game	Sers	Game	Sers	Ave	+/-	Avg +1	Avg -1	Series Ave +/-
Doug Althouse	bk154	61	484	3	4.0	166	484	227	667			488	481	
Shawn Carson	182	33	2188	12	10.0	233	590	279	717			557	541	
Jim Dalland	189	26	569	3	2.0	198	569	224	647			571	564	
Larry Harrington	164	51	1480	9	2.0	183	517	223	637			500	487	517 - 525=-8
Scott Johnson	171	44	514	3	2.0	185	514	229	646			518	511	
Gil Kindsfater	bk171	44	551	3	1.0	197	551	241	683			553	546	551 - 513=38
Ray Lee	bk155	60	430	3	1.0	156	430	216	610			434	427	
Marvin Miller	bk136	79	853	6	6.0	164	449	243	686			434	424	
Pat Murphy	138	77	1105	8	7.0	168	487	253	742			424	412	
Greg Pettit	192	23	6362	33	13.0	235	655	247	688	201	-8.21	586	549	
Jeff Poland	146	69	877	6	1.0	170	475	251	718			446	436	
Brandon Schade	bk168	47	1067	6	4.0	214	587	261	728			535	525	587 - 504=83
Don Sluti	124	91	2621	21	18.0	156	416	247	698	124	+0.81	379	354	
Bob Verbeck	154	61	1390	9	2.0	181	489	229	633			470	457	
Dirk Yonkers	bk175	40	883	6	3.0	179	458	219	578			449	439	

High Individual Match Points

48	Carter Hollis	47	Sam Fread	47	LeRoy Hoss	44.5	Craig Schutt
43	Doug Giles	43	Bob Stevens	43	Matt Young	43	Ivan Stones
43	Bill Robinson	42.5	Scott Bauer	42	Chuck Brisbin	42	Matt Cacy
41.5	Tom McLeod	41.5	Noel Carnahan	40	Chris Lytle	38	Tom Richmond

Most Improved Average

139	to	153.76	=	+14.76	Flip Fisher	186	to	200.00	=	+14.00	Dave Fread
140	to	153.25	=	+13.25	Bob Stevens	138	to	149.18	=	+11.18	Trevor Roberts
185	to	196.04	=	+11.04	Tom Richmond	187	to	197.88	=	+10.88	Shay Robinson
138	to	148.11	=	+10.11	Levi Clark	204	to	213.70	=	+9.70	Carter Hollis
195	to	204.49	=	+9.49	Bruce Hatcher	144	to	152.63	=	+8.63	LeRoy Hoss

Most Un-Improved Averages

201	to	192.79	=	-8.21	Greg Pettit	139	to	135.00	=	-4.00	Joe Dreyer
140	to	136.74	=	-3.26	Ron Studnicka	218	to	215.75	=	-2.25	Jeremy Dalland
174	to	171.77	=	-2.23	Johnny Nikkila	182	to	179.85	=	-2.15	Josh Krolikowski
177	to	175.05	=	-1.95	Jason Stubbs	145	to	143.07	=	-1.93	Darcy Huffman
157	to	155.12	=	-1.88	Bill Kirkland	115	to	113.22	=	-1.78	Kenny VanHorn

Classic 2018-19

Big Apple Fun Center Reprint of Scores -- Week 20

Lane 1 12 - Big Apple Fun Center Week 20 2/4/2019

Name	Old	Old					HDCP	
	Ave	HDCP	-1-	-2-	-3-	Total	Total	
Brandon L. Schade	bk168	47	214	191	182	587	728	
Mark N. Elstermeier	160	55	167	170	118	455	620	
Bob G. Vogt	173	42	157	178	178	513	639	
Jared J. Samuelson	190	25	154	245	185	584	659	
Carter R. Hollis	212	3	258	246	206	710	719	
			====	====	====	====	====	
Scratch Total			950	1030	869	2849	2849	
Handicap			172	172	172		516	
Total			1122	1202	1041	2849	3365	
Team Points Won			5.0	5.0	0.0	15.0	15.0	
Match Points Won			3.0	4.0	1.0	11.0	11.0	
Total Points Won			8.0	9.0	1.0	26.0	26.0	

Lane 2 8 - Auto Central Week 20 2/4/2019

Name	Old	Old					HDCP	
	Ave	HDCP	-1-	-2-	-3-	Total	Total	
Gil K. Kindsfater	bk171	44	165	189	197	551	683	
Chris L. Stapleton	164	51	136	130	170	436	589	
Bob Cherry	165	50	187	173	203	563	713	
Kevin L. Moriarty	178	37	192	192	176	560	671	
John Krotz	172	43	168	192	153	513	642	
			====	====	====	====	====	
Scratch Total			848	876	899	2623	2623	
Handicap			225	225	225		675	
Total			1073	1101	1124	2623	3298	
Team Points Won			0.0	0.0	5.0	5.0	5.0	
Match Points Won			2.0	1.0	4.0	9.0	9.0	
Total Points Won			2.0	1.0	9.0	14.0	14.0	

Lane 3 1 - Old Chicago Week 20 2/4/2019

Name	Old	Old					HDCP	
	Ave	HDCP	-1-	-2-	-3-	Total	Total	
Matt A. Cacy	146	69	180	156	126	462	669	
Levi M. Clark	146	69	140	171	193	504	711	
Scott B. vonAschwege	176	39	182	185	136	503	620	
Darrin W. Karsten	182	33	191	200	196	587	686	
Tom McLeod	183	32	214	167	182	563	659	
			====	====	====	====	====	
Scratch Total			907	879	833	2619	2619	
Handicap			242	242	242		726	
Total			1149	1121	1075	2619	3345	
Team Points Won			5.0	0.0	0.0	5.0	5.0	
Match Points Won			3.0	3.0	2.0	11.0	11.0	
Total Points Won			8.0	3.0	2.0	16.0	16.0	

Lane 4 6 - West Week 20 2/4/2019

Name	Old	Old					HDCP	
	Ave	HDCP	-1-	-2-	-3-	Total	Total	
Ivan D. Stones	164	51	138	134	187	459	612	
Johnny Nikkila	170	45	201	188	171	560	695	
Bob Stevens	152	63	169	159	167	495	684	
Gary D. Hatcher	172	43	149	197	210	556	685	
Bruce A. Hatcher	202	13	230	279	193	702	741	
			====	====	====	====	====	
Scratch Total			887	957	928	2772	2772	
Handicap			215	215	215		645	
Total			1102	1172	1143	2772	3417	
Team Points Won			0.0	5.0	5.0	15.0	15.0	
Match Points Won			2.0	2.0	3.0	9.0	9.0	
Total Points Won			2.0	7.0	8.0	24.0	24.0	

Lane 5 10 - Kirkland Siding Week 20 2/4/2019

Name	Old	Old					HDCP	
	Ave	HDCP	-1-	-2-	-3-	Total	Total	
Flip Fisher	152	63	168	138	237	543	732	
Bill Kirkland	155	60	146	164	139	449	629	
Russ Zink	166	49	159	121	136	416	563	
Jarvis J. Culler	196	19	268	187	234	689	746	
Brad M. Olson	182	33	194	257	188	639	738	
			====	====	====	====	====	
Scratch Total			935	867	934	2736	2736	
Handicap			224	224	224		672	
Total			1159	1091	1158	2736	3408	
Team Points Won			5.0	0.0	5.0	10.0	10.0	
Match Points Won			3.0	1.0	3.0	10.0	10.0	
Total Points Won			8.0	1.0	8.0	20.0	20.0	

Lane 6 7 - DMilaco Week 20 2/4/2019

Name	Old	Old					HDCP	
	Ave	HDCP	-1-	-2-	-3-	Total	Total	
Matt Young	108	107	108	139	129	376	697	
Joe Dreyer	133	82	141	191	160	492	738	
Trevor A. Roberts	147	68	159	216	165	540	744	
Zack T. Journey	150	65	155	153	135	443	638	
Craig A. Schutt	152	63	142	142	140	424	613	
			====	====	====	====	====	
Scratch Total			705	841	729	2275	2275	
Handicap			385	385	385		1155	
Total			1090	1226	1114	2275	3430	
Team Points Won			0.0	5.0	0.0	10.0	10.0	
Match Points Won			2.0	4.0	2.0	10.0	10.0	
Total Points Won			2.0	9.0	2.0	20.0	20.0	

Lane 7 11 - Eustis Body Shop Week 20 2/4/2019

Name	Old	Old					HDCP	
	Ave	HDCP	-1-	-2-	-3-	Total	Total	
Glen A. Brown	167	48	171	234	211	616	760	
Dave Fread	199	16	224	181	201	606	654	
Bill J. Robinson	197	18	159	180	162	501	555	
Shay W. Robinson	197	18	165	218	206	589	643	
Sam L. Fread	231	0	229	227	234	690	690	
			====	====	====	====	====	
Scratch Total			948	1040	1014	3002	3002	
Handicap			100	100	100		300	
Total			1048	1140	1114	3002	3302	
Team Points Won			0.0	5.0	0.0	5.0	5.0	
Match Points Won			3.0	2.0	3.0	10.0	10.0	
Total Points Won			3.0	7.0	3.0	15.0	15.0	

Lane 8 2 - Chicken Coop Week 20 2/4/2019

Name	Old	Old					HDCP	
	Ave	HDCP	-1-	-2-	-3-	Total	Total	
Larry L. Harrington	bk175	40	162	172	183	517	637	
Jason D. Stubbs	174	41	213	175	171	559	682	
Tom Richmond	194	21	198	233	224	655	718	
Scott A. Bauer	197	18	156	223	244	623	677	
Chuck M. Brisbin	206	9	215	199	210	624	651	
			====	====	====	====	====	
Scratch Total			944	1002	1032	2978	2978	
Handicap			129	129	129		387	
Total			1073	1131	1161	2978	3365	
Team Points Won			5.0	0.0	5.0	15.0	15.0	
Match Points Won			2.0	3.0	2.0	10.0	10.0	
Total Points Won			7.0	3.0	7.0	25.0	25.0	

Lane 9 5 - Wilke Contracting Corp. Week 20 2/4/2019

Name	Old Ave	Old HDCP	-1-	-2-	-3-	Total	HDCP Total
Ron J. Studnicka	137	78	155	101	101	357	591
Dave L. Wilke	152	63	162	134	127	423	612
LeRoy H. Hoss	152	63	168	128	158	454	643
Matt M. Messersmith	198	17	203	181	237	621	672
David D. Hibberd	171	44	172	133	200	505	637
			====	====	====	====	====
Scratch Total			860	677	823	2360	2360
Handicap			265	265	265		795
Total			1125	942	1088	2360	3155
Team Points Won			0.0	0.0	0.0	0.0	0.0
Match Points Won			2.0	0.0	2.0	4.0	4.0
Total Points Won			2.0	0.0	2.0	4.0	4.0

Lane 11 9 - Lethal Injection Diesel Week 20 2/4/2019

Name	Old Ave	Old HDCP	-1-	-2-	-3-	Total	HDCP Total
Kenny Wright	146	69	187	131	167	485	692
Mike McCollough	150	65	166	135	223	524	719
Noel Carnahan	154	61	148	133	138	419	602
Ryan Meyer	166	49	187	148	158	493	640
Bryon J. Sazama	185	30	232	205	234	671	761
			====	====	====	====	====
Scratch Total			920	752	920	2592	2592
Handicap			274	274	274		822
Total			1194	1026	1194	2592	3414
Team Points Won			5.0	0.0	5.0	15.0	15.0
Match Points Won			3.0	2.0	5.0	14.5	14.5
Total Points Won			8.0	2.0	10.0	29.5	29.5

Lane 10 3 - Cunninghams Week 20 2/4/2019

Name	Old Ave	Old HDCP	-1-	-2-	-3-	Total	HDCP Total
Josh K. Krolikowski	179	36	154	180	225	559	667
Doug Giles	174	41	179	190	191	560	683
Chris R. Lytle	183	32	235	203	211	649	745
Jeff A. Fruhling	181	34	224	210	183	617	719
Jeremy J. Dalland	215	0	238	245	196	679	679
			====	====	====	====	====
Scratch Total			1030	1028	1006	3064	3064
Handicap			143	143	143		429
Total			1173	1171	1149	3064	3493
Team Points Won			5.0	5.0	5.0	20.0	20.0
Match Points Won			3.0	5.0	3.0	16.0	16.0
Total Points Won			8.0	10.0	8.0	36.0	36.0

Lane 12 4 - Mad Doctors Week 20 2/4/2019

Name	Old Ave	Old HDCP	-1-	-2-	-3-	Total	HDCP Total
Scott Matteson	137	78	192	136	130	458	692
Roger P. Davis	141	74	139	122	141	402	624
Chris L. Exstrom	142	73	145	102	122	369	588
John R. McKirahan	158	57	162	164	113	439	610
Ryan M. Grotrian	bk181	34	218	220	194	632	734
			====	====	====	====	====
Scratch Total			856	744	700	2300	2300
Handicap			316	316	316		948
Total			1172	1060	1016	2300	3248
Team Points Won			0.0	5.0	0.0	5.0	5.0
Match Points Won			2.0	3.0	0.0	5.5	5.5
Total Points Won			2.0	8.0	0.0	10.5	10.5

Monday 6:30 pm

Big Apple Fun Center

Match Points Won (This Week) -- Week 20

Lane 1 12 - Big Apple Fun Center

Name	Last Wk	Last Wk	HDCP	HDCP	HDCP	HDCP
	Won	Lost	-1-	-2-	-3-	Total
Brandon L. Schade	3.0	1.0	261	238	229	728
Mark N. Elstermeier	3.0	1.0	222	225	173	620
Bob G. Vogt		4.0	199	220	220	639
Jared J. Samuelson	1.0	3.0	179	270	210	659
Carter R. Hollis	4.0		261	249	209	719
Kenny Owen						
Nick Kidd						
Brent E. Hollis						

Lane 2 8 - Auto Central

Name	Last Wk	Last Wk	HDCP	HDCP	HDCP	HDCP
	Won	Lost	-1-	-2-	-3-	Total
Gil K. Kindsfater	1.0	3.0	209	233	241	683
Chris L. Stapleton	1.0	3.0	187	181	221	589
Bob Cherry	4.0		237	223	253	713
Kevin L. Moriarty	3.0	1.0	229	229	213	671
John Krotz		4.0	211	235	196	642
Mark A. Woodside						
Travys M. Woodside						

Lane 3 1 - Old Chicago

Name	Last Wk	Last Wk	HDCP	HDCP	HDCP	HDCP
	Won	Lost	-1-	-2-	-3-	Total
Matt A. Cacy	3.0	1.0	249	225	195	669
Levi M. Clark	3.0	1.0	209	240	262	711
Scott B. vonAschwege	1.0	3.0	221	224	175	620
Darrin W. Karsten	2.0	2.0	224	233	229	686
Tom McLeod	2.0	2.0	246	199	214	659
Aaron M. Gottsch						
Ryan D. Clark						
Kelly R. McFadden						

Lane 4 6 - West

Name	Last Wk	Last Wk	HDCP	HDCP	HDCP	HDCP
	Won	Lost	-1-	-2-	-3-	Total
Ivan D. Stones	1.0	3.0	189	185	238	612
Johnny Nikkila	1.0	3.0	246	233	216	695
Bob Stevens	3.0	1.0	232	222	230	684
Gary D. Hatcher	2.0	2.0	192	240	253	685
Bruce A. Hatcher	2.0	2.0	243	292	206	741
Justin R. Swanek						

Lane 5 10 - Kirkland Siding

Name	Last Wk	Last Wk	HDCP	HDCP	HDCP	HDCP
	Won	Lost	-1-	-2-	-3-	Total
Flip Fisher	3.0	1.0	231	201	300	732
Bill Kirkland		4.0	206	224	199	629
Russ Zink		4.0	208	170	185	563
Jarvis J. Culler	3.0	1.0	287	206	253	746
Brad M. Olson	4.0		227	290	221	738
Bobby Turner Jr						
Mick R. Patsios						

Lane 6 7 - DMilaco

Name	Last Wk	Last Wk	HDCP	HDCP	HDCP	HDCP
	Won	Lost	-1-	-2-	-3-	Total
Matt Young	1.0	3.0	215	246	236	697
Joe Dreyer	4.0		223	273	242	738
Trevor A. Roberts	4.0		227	284	233	744
Zack T. Journey	1.0	3.0	220	218	200	638
Craig A. Schutt		4.0	205	205	203	613

Lane 7 11 - Eustis Body Shop

Name	Last Wk	Last Wk	HDCP	HDCP	HDCP	HDCP
	Won	Lost	-1-	-2-	-3-	Total
Glen A. Brown	4.0		219	282	259	760
Dave Fread	1.0	3.0	240	197	217	654
Bill J. Robinson		4.0	177	198	180	555
Shay W. Robinson	1.0	3.0	183	236	224	643
Sam L. Fread	4.0		229	227	234	690
Omar B. Whitfield						
Mark A. Bowman						
James M. Leibhart						

Lane 8 2 - Chicken Coop

Name	Last Wk	Last Wk	HDCP	HDCP	HDCP	HDCP
	Won	Lost	-1-	-2-	-3-	Total
Larry L. Harrington		4.0	202	212	223	637
Jason D. Stubbs	3.0	1.0	254	216	212	682
Tom Richmond	4.0		219	254	245	718
Scott A. Bauer	3.0	1.0	174	241	262	677
Chuck M. Brisbin		4.0	224	208	219	651
Mark A. Yonkers						
Logan M. Wirth						
Todd M. Mathews						

Lane 9 5 - Wilke Contracting Corp.

Name	Last Wk	Last Wk	HDCP	HDCP	HDCP	HDCP
	Won	Lost	-1-	-2-	-3-	Total
Ron J. Studnicka	1.0	3.0	233	179	179	591
Dave L. Wilke	1.0	3.0	225	197	190	612
LeRoy H. Hoss		4.0	231	191	221	643
Matt M. Messersmith	1.0	3.0	220	198	254	672
David D. Hibberd	1.0	3.0	216	177	244	637
Lloyd A. Wilke						

Lane 10 3 - Cunninghams

Name	Last Wk	Last Wk	HDCP	HDCP	HDCP	HDCP
	Won	Lost	-1-	-2-	-3-	Total
Josh K. Krolkowski	3.0	1.0	190	216	261	667
Doug Giles	3.0	1.0	220	231	232	683
Chris R. Lytle	4.0		267	235	243	745
Jeff A. Fruhling	3.0	1.0	258	244	217	719
Jeremy J. Dalland	3.0	1.0	238	245	196	679
Larry K. Giddings						
Jerred J. Johnson						

Lane 11 9 - Lethal Injection Diesel

Name	Last Wk	Last Wk	HDCP	HDCP	HDCP	HDCP
	Won	Lost	-1-	-2-	-3-	Total
Kenny Wright	1.5	2.5	256	200	236	692
Mike McCollough	4.0		231	200	288	719
Noel Carnahan	3.0	1.0	209	194	199	602
Ryan Meyer	3.0	1.0	236	197	207	640
Bryon J. Sazama	3.0	1.0	262	235	264	761
Vaughn L. Cook						
Kenny J. VanHorn						
Darcy W. Huffman						

Lane 12 4 - Mad Doctors

Name	Last Wk	Last Wk	HDCP	HDCP	HDCP	HDCP
	Won	Lost	-1-	-2-	-3-	Total
Scott Matteson	2.5	1.5	270	214	208	692
Roger P. Davis		4.0	213	196	215	624
Chris L. Exstrom	1.0	3.0	218	175	195	588
John R. McKirahan	1.0	3.0	219	221	170	610
Ryan M. Grotrian	1.0	3.0	252	254	228	734
Brandon L. Young						
Earl E. Rademacher						
Randy A. Myers						

Monday 6:30 pm

Big Apple Fun Center
Match Points Won (Total for Year)

Name	Ave	Gms	Points		%Won	Name	Ave	Gms	Points		%Won
			Won	Lost					Won	Lost	
Carter R. Hollis	213	60	48.0	32.0	60.00%	Ryan D. Clark	181	33	27.0	17.0	61.36%
Sam L. Fread	231	51	47.0	21.0	69.12%	Earl E. Rademacher	133	39	26.0	30.0	46.43%
LeRoy H. Hoss	152	60	47.0	33.0	58.75%	Kevin L. Moriarty	178	57	25.5	50.5	33.55%
Craig A. Schutt	151	60	44.5	35.5	55.63%	Randy A. Myers	193	42	25.0	31.0	44.64%
Douglas A. Giles	174	60	43.0	37.0	53.75%	Todd M. Mathews	205	24	23.5	8.5	73.44%
Robert W. Stevens	153	60	43.0	37.0	53.75%	Glen A. Brown	171	30	23.5	16.5	58.75%
Matt Young	109	60	43.0	37.0	53.75%	Josh K. Krolikowski	179	33	23.5	20.5	53.41%
Ivan D. Stones	163	60	43.0	37.0	53.75%	Kenneth A. Owen	181	36	23.0	25.0	47.92%
Bill J. Robinson	195	54	43.0	29.0	59.72%	Mark A. Bowman	178	39	22.5	29.5	43.27%
Scott A. Bauer	198	51	42.5	25.5	62.50%	Aaron M. Gottsch	168	27	21.0	15.0	58.33%
Chuck M. Brisbin	206	51	42.0	26.0	61.76%	John R. McKirahan	157	33	21.0	23.0	47.73%
Matt A. Cacy	146	54	42.0	30.0	58.33%	Nicholas H. Kidd	178	33	21.0	23.0	47.73%
Thomas E. McLeod	184	51	41.5	26.5	61.03%	Michael S. McCollough	153	24	20.5	11.5	64.06%
Noel Carnahan	153	54	41.5	30.5	57.64%	Justin R. Swanek	187	33	20.0	24.0	45.45%
Chris R. Lytle	185	60	40.0	40.0	50.00%	Travys M. Woodside	164	36	20.0	28.0	41.67%
Thomas C. Richmond	196	51	38.0	30.0	55.88%	Scott B. vonAschwege	175	27	20.0	16.0	55.56%
Trevor A. Roberts	149	57	38.0	38.0	50.00%	Kenneth W. Wright	148	30	19.5	20.5	48.75%
David D. Hibberd	170	54	36.5	35.5	50.69%	Kelly R. McFadden	197	24	19.0	13.0	59.38%
William D. Kirkland	155	60	36.5	43.5	45.63%	Lloyd A. Wilke	138	36	18.5	29.5	38.54%
John L. Nikkila	171	57	36.0	40.0	47.37%	Donald G. Sluti	124	21	18.0	10.0	64.29%
Robert L. Cherry	166	60	36.0	44.0	45.00%	Chris L. Exstrom	140	33	17.0	27.0	38.64%
David L. Fread	200	57	35.0	41.0	46.05%	Matt M. Messersmith	199	30	17.0	23.0	42.50%
F.S. Fisher	153	51	35.0	33.0	51.47%	Mick R. Patsios	161	24	17.0	19.0	47.22%
Zack T. Journey	150	48	34.0	30.0	53.13%	Larry K. Giddings	181	27	16.0	20.0	44.44%
Mark A. Woodside	146	53	33.0	39.0	45.83%	Roger P. Davis	140	27	16.0	24.0	40.00%
Darrin W. Karsten	183	48	33.0	31.0	51.56%	Johnny L. Krotz	172	24	13.5	18.5	42.19%
Jeremy J. Dalland	215	48	32.5	31.5	50.78%	Greg A. Pettit	192	33	13.0	31.0	29.55%
Brandon L. Young	128	42	32.5	23.5	58.04%	Mark N. Elstermeier	159	24	13.0	23.0	36.11%
Kenneth R. Meyer	166	48	32.5	31.5	50.78%	Kenny J. VanHorn	113	27	12.0	24.0	33.33%
Chris L. Stapleton	162	54	32.0	40.0	44.44%	Ryan M. Grotrian	187	15	11.0	9.0	55.00%
Jared J. Samuelson	191	45	31.5	28.5	52.50%	James M. Leibhart	181	15	10.5	9.5	52.50%
Bruce A. Hatcher	204	39	31.0	21.0	59.62%	Mark A. Yonkers	170	15	10.0	10.0	50.00%
Jarvis J. Culler	198	53	31.0	41.0	43.06%	Shawn Carson	182	12	10.0	6.0	62.50%
Bryon J. Sazama	188	36	30.5	17.5	63.54%	Russell L. Zink	162	21	9.0	19.0	32.14%
Brad M. Olson	184	57	30.0	46.0	39.47%	Jerred J. Johnson	203	18	7.5	16.5	31.25%
Darcy W. Huffman	143	45	29.5	30.5	49.17%	Patrick J. Murphy	138	8	7.0	5.0	58.33%
Scott Matteson	138	39	29.5	22.5	56.73%	Robert L. Turner Jr	176	12	6.5	9.5	40.63%
Dave L. Wilke	151	54	29.0	43.0	40.28%	Marvin E. Miller	bk136	6	6.0	2.0	75.00%
Jason D. Stubbs	175	39	29.0	23.0	55.77%	Douglas J. Althouse	bk154	3	4.0		100.00%
Ron J. Studnicka	136	57	29.0	47.0	38.16%	Omar B. Whitfield	bk176	6	4.0	4.0	50.00%
William J. Dreyer	135	60	29.0	51.0	36.25%	Brandon L. Schade	bk168	6	4.0	4.0	50.00%
Shay W. Robinson	197	48	28.5	35.5	44.53%	Dirk C. Yonkers	bk175	6	3.0	5.0	37.50%
Gary D. Hatcher	173	51	28.5	39.5	41.91%	Robert E. Verbeck	154	9	2.0	10.0	16.67%
Logan M. Wirth	198	48	28.0	36.0	43.75%	James E. Dalland	189	3	2.0	2.0	50.00%
Vaughn L. Cook	116	33	28.0	16.0	63.64%	Larry L. Harrington	164	9	2.0	10.0	16.67%
Levi M. Clark	148	36	28.0	20.0	58.33%	Scott A. Johnson	171	3	2.0	2.0	50.00%
Bob G. Vogt	173	48	28.0	36.0	43.75%	Ray K. Lee	bk155	3	1.0	3.0	25.00%
Brent E. Hollis	162	33	27.5	16.5	62.50%	Jeff C. Poland	146	6	1.0	7.0	12.50%
Jeff A. Fruhling	183	45	27.0	33.0	45.00%	Gil K. Kindsfater	bk171	3	1.0	3.0	25.00%

Monday 6:30 pm

Big Apple Fun Center

Change in Average

Name	-----Old-----		Old	---Average Change---				Weekly Over Ave		
	Pins	Games	Ave	-1-	-2-	-3-	Total	New - Old	----> +/-	Series Ave +/-
Doug Althouse	484	3bk154					0	161.33 - 161.33	= 0.00	
Scott A. Bauer	9486	48	197	156	223	244	623	198.22 - 197.63	= 0.59	623 - 591=32
Mark A. Bowman	6974	39	178				0	178.82 - 178.82	= 0.00	
Chuck M. Brisbin	9899	48	206	215	199	210	624	206.33 - 206.23	= 0.10	624 - 618=6
Glen A. Brown	4520	27	167	171	234	211	616	171.20 - 167.41	= 3.79	616 - 501=115
Matt A. Cacy	7466	51	146	180	156	126	462	146.81 - 146.39	= 0.42	462 - 438=24
Noel Carnahan	7877	51	154	148	133	138	419	153.63 - 154.45	= -0.82	419 - 462=-43
Shawn Carson	2188	12	182				0	182.33 - 182.33	= 0.00	
Bob Cherry	9436	57	165	187	173	203	563	166.65 - 165.54	= 1.11	563 - 495=68
Levi M. Clark	4828	33	146	140	171	193	504	148.11 - 146.30	= 1.81	504 - 438=66
Ryan D. Clark	5999	33	181				0	181.79 - 181.79	= 0.00	
Vaughn L. Cook	3856	33	116				0	116.85 - 116.85	= 0.00	
Jarvis J. Culler	9823	50	196	268	187	234	689	198.34 - 196.46	= 1.88	689 - 588=101
Jim Dalland	569	3	189				0	189.67 - 189.67	= 0.00	
Jeremy J. Dalland	9677	45	215	238	245	196	679	215.75 - 215.04	= 0.71	679 - 645=34
Roger P. Davis	3402	24	141	139	122	141	402	140.89 - 141.75	= -0.86	402 - 423=-21
Joe Dreyer	7608	57	133	141	191	160	492	135.00 - 133.47	= 1.53	492 - 399=93
Mark N. Elstermeier	3368	21	160	167	170	118	455	159.29 - 160.38	= -1.09	455 - 480=-25
Chris L. Exstrom	4283	30	142	145	102	122	369	140.97 - 142.77	= -1.80	369 - 426=-57
Flip Fisher	7299	48	152	168	138	237	543	153.76 - 152.06	= 1.70	543 - 456=87
Dave Fread	10794	54	199	224	181	201	606	200.00 - 199.89	= 0.11	606 - 597=9
Sam L. Fread	11134	48	231	229	227	234	690	231.84 - 231.96	= -0.12	690 - 693=-3
Jeff A. Fruhling	7632	42	181	224	210	183	617	183.31 - 181.71	= 1.60	617 - 543=74
Larry K. Giddings	4907	27	181				0	181.74 - 181.74	= 0.00	
Doug Giles	9933	57	174	179	190	191	560	174.88 - 174.26	= 0.62	560 - 522=38
Aaron M. Gottsch	4538	27	168				0	168.07 - 168.07	= 0.00	
Ryan M. Grotrian	2175	12bk181		218	220	194	632	187.13 - 181.25	= 5.88	632 - 543=89
Larry L. Harrington	963	6bk175		162	172	183	517	164.44 - 160.50	= 3.94	517 - 525=-8
Bruce A. Hatcher	7273	36	202	230	279	193	702	204.49 - 202.03	= 2.46	702 - 606=96
Gary D. Hatcher	8285	48	172	149	197	210	556	173.35 - 172.60	= 0.75	556 - 516=40
David D. Hibberd	8727	51	171	172	133	200	505	170.96 - 171.12	= -0.15	505 - 513=-8
Brent E. Hollis	5357	33	162				0	162.33 - 162.33	= 0.00	
Carter R. Hollis	12112	57	212	258	246	206	710	213.70 - 212.49	= 1.21	710 - 636=74
LeRoy H. Hoss	8704	57	152	168	128	158	454	152.63 - 152.70	= -0.07	454 - 456=-2
Darcy W. Huffman	6438	45	143				0	143.07 - 143.07	= 0.00	
Jerred J. Johnson	3668	18	203				0	203.78 - 203.78	= 0.00	
Scott A. Johnson	514	3	171				0	171.33 - 171.33	= 0.00	
Zack T. Journey	6775	45	150	155	153	135	443	150.38 - 150.56	= -0.18	443 - 450=-7

Name	-----Old-----		Old					---Average Change---			Weekly Over Ave
	Pins	Games	Ave	-1-	-2-	-3-	Total	New	Old	----> +/-	Series Ave +/-
Darrin W. Karsten	8221	45	182	191	200	196	587	183.50	- 182.69	= 0.81	587 - 546=41
Nick Kidd	5874	33	178				0	178.00	- 178.00	= 0.00	
Gil K. Kindsfater	0	0bk171	165	189	197		551	183.67	- 0.00	= 183.67	551 - 513=38
Bill Kirkland	8858	57	155	146	164	139	449	155.12	- 155.40	= -0.29	449 - 465=-16
Josh K. Krolkowski	5376	30	179	154	180	225	559	179.85	- 179.20	= 0.65	559 - 537=22
John Krotz	3624	21	172	168	192	153	513	172.38	- 172.57	= -0.20	513 - 516=-3
Ray K. Lee	430	3bk155					0	143.33	- 143.33	= 0.00	
James M. Leibhart	2725	15	181				0	181.67	- 181.67	= 0.00	
Chris R. Lytle	10470	57	183	235	203	211	649	185.32	- 183.68	= 1.63	649 - 549=100
Todd M. Mathews	4924	24	205				0	205.17	- 205.17	= 0.00	
Scott Matteson	4948	36	137	192	136	130	458	138.62	- 137.44	= 1.17	458 - 411=47
Mike McCollough	3170	21	150	166	135	223	524	153.92	- 150.95	= 2.96	524 - 450=74
Kelly R. McFadden	4730	24	197				0	197.08	- 197.08	= 0.00	
John R. McKirahan	4752	30	158	162	164	113	439	157.30	- 158.40	= -1.10	439 - 474=-35
Tom McLeod	8823	48	183	214	167	182	563	184.04	- 183.81	= 0.23	563 - 549=14
Matt M. Messersmith	5351	27	198	203	181	237	621	199.07	- 198.19	= 0.88	621 - 594=27
Ryan Meyer	7505	45	166	187	148	158	493	166.63	- 166.78	= -0.15	493 - 498=-5
Marvin E. Miller	853	6bk136					0	142.17	- 142.17	= 0.00	
Kevin L. Moriarty	9622	54	178	192	192	176	560	178.63	- 178.19	= 0.45	560 - 534=26
Pat Murphy	1105	8	138				0	138.13	- 138.13	= 0.00	
Randy A. Myers	8137	42	193				0	193.74	- 193.74	= 0.00	
Johnny Nikkila	9231	54	170	201	188	171	560	171.77	- 170.94	= 0.83	560 - 510=50
Brad M. Olson	9855	54	182	194	257	188	639	184.11	- 182.50	= 1.61	639 - 546=93
Kenny Owen	6525	36	181				0	181.25	- 181.25	= 0.00	
Mick R. Patsios	3868	24	161				0	161.17	- 161.17	= 0.00	
Greg A. Pettit	6362	33	192				0	192.79	- 192.79	= 0.00	
Jeff C. Poland	877	6	146				0	146.17	- 146.17	= 0.00	
Earl E. Rademacher	5196	39	133				0	133.23	- 133.23	= 0.00	
Tom Richmond	9343	48	194	198	233	224	655	196.04	- 194.65	= 1.39	655 - 582=73
Trevor A. Roberts	7963	54	147	159	216	165	540	149.18	- 147.46	= 1.71	540 - 441=99
Bill J. Robinson	10076	51	197	159	180	162	501	195.87	- 197.57	= -1.70	501 - 591=-90
Shay W. Robinson	8909	45	197	165	218	206	589	197.88	- 197.98	= -0.10	589 - 591=-2
Jared J. Samuelson	8019	42	190	154	245	185	584	191.18	- 190.93	= 0.25	584 - 570=14
Bryon J. Sazama	6115	33	185	232	205	234	671	188.50	- 185.30	= 3.20	671 - 555=116
Brandon L. Schade	480	3bk168	214	191	182		587	177.83	- 160.00	= 17.83	587 - 504=83
Craig A. Schutt	8683	57	152	142	142	140	424	151.78	- 152.33	= -0.55	424 - 456=-32
Don Sluti	2621	21	124				0	124.81	- 124.81	= 0.00	
Chris L. Stapleton	8364	51	164	136	130	170	436	162.96	- 164.00	= -1.04	436 - 492=-56
Bob Stevens	8700	57	152	169	159	167	495	153.25	- 152.63	= 0.62	495 - 456=39
Ivan D. Stones	9354	57	164	138	134	187	459	163.55	- 164.11	= -0.56	459 - 492=-33
Jason D. Stubbs	6268	36	174	213	175	171	559	175.05	- 174.11	= 0.94	559 - 522=37

Name	-----Old-----		Old					---Average Change---			Weekly Over Ave	
	Pins	Games	Ave	-1-	-2-	-3-	Total	New - Old	---->	+/-	Series Ave +/-	
Ron J. Studnicka	7437	54	137	155	101	101	357	136.74	-	137.72	= -0.99	357 - 411=-54
Justin R. Swanek	6180	33	187				0	187.27	-	187.27	= 0.00	
Bobby Turner Jr	2115	12	176				0	176.25	-	176.25	= 0.00	
Kenny J. VanHorn	3057	27	113				0	113.22	-	113.22	= 0.00	
Bob Verbeck	1390	9	154				0	154.44	-	154.44	= 0.00	
Bob G. Vogt	7815	45	173	157	178	178	513	173.50	-	173.67	= -0.17	513 - 519=-6
Scott B. vonAschwege	4233	24	176	182	185	136	503	175.41	-	176.38	= -0.97	503 - 528=-25
Omar B. Whitfield	1041		6bk176				0	173.50	-	173.50	= 0.00	
Dave L. Wilke	7779	51	152	162	134	127	423	151.89	-	152.53	= -0.64	423 - 456=-33
Lloyd A. Wilke	4971	36	138				0	138.08	-	138.08	= 0.00	
Logan M. Wirth	9540	48	198				0	198.75	-	198.75	= 0.00	
Mark A. Woodside	7749	53	146				0	146.21	-	146.21	= 0.00	
Travys M. Woodside	5917	36	164				0	164.36	-	164.36	= 0.00	
Kenny Wright	3968	27	146	187	131	167	485	148.43	-	146.96	= 1.47	485 - 438=47
Dirk C. Yonkers	883		6bk175				0	147.17	-	147.17	= 0.00	
Mark A. Yonkers	2557	15	170				0	170.47	-	170.47	= 0.00	
Brandon L. Young	5396	42	128				0	128.48	-	128.48	= 0.00	
Matt Young	6179	57	108	108	139	129	376	109.25	-	108.40	= 0.85	376 - 324=52
Russ Zink	2998	18	166	159	121	136	416	162.57	-	166.56	= -3.98	416 - 498=-82

Monday 6:30 pm

Big Apple Fun Center

High Average Listing

Name	True Average	Pins	Gms	To Raise Avg +1	To Drop Avg -1
Sam L. Fread	231.84	11824	51	704	649
Jeremy J. Dalland	215.75	10356	48	660	608
Carter R. Hollis	213.70	12822	60	660	596
Chuck M. Brisbin	206.33	10523	51	655	600
Todd M. Mathews	205.17	4924	24	638	610
Bruce A. Hatcher	204.49	7975	39	635	592
Jerred J. Johnson	203.78	3668	18	616	594
David L. Fread	200.00	11400	57	660	599
Matt M. Messersmith	199.07	5972	30	628	594
Logan M. Wirth	198.75	9540	48	609	557
Jarvis J. Culler	198.34	10512	53	632	575
Scott A. Bauer	198.22	10109	51	637	582
Shay W. Robinson	197.88	9498	48	600	548
Kelly R. McFadden	197.08	4730	24	616	588
Thomas C. Richmond	196.04	9998	51	640	585
Bill J. Robinson	195.87	10577	54	595	537
Randy A. Myers	193.74	8137	42	593	547
Greg A. Pettit	192.79	6362	33	586	549
Jared J. Samuelson	191.18	8603	45	613	564
James E. Dalland	189.67	569	3	571	564
Bryon J. Sazama	188.50	6786	36	585	545
Justin R. Swanek	187.27	6180	33	588	551
Ryan M. Grotrian	187.13	2807	15	577	558
Chris R. Lytle	185.32	11119	60	599	535
Brad M. Olson	184.11	10494	57	606	545
Thomas E. McLeod	184.04	9386	51	604	549
Gil K. Kindsfater	183.67	551	3	553	546
Darrin W. Karsten	183.50	8808	48	576	524
Jeff A. Fruhling	183.31	8249	45	583	534
Shawn Carson	182.33	2188	12	557	541
Ryan D. Clark	181.79	5999	33	553	516
Larry K. Giddings	181.74	4907	27	553	522
James M. Leibhart	181.67	2725	15	551	532
Kenneth A. Owen	181.25	6525	36	573	533
Josh K. Krolkowski	179.85	5935	33	545	508
Mark A. Bowman	178.82	6974	39	544	501
Kevin L. Moriarty	178.63	10182	57	558	497
Nicholas H. Kidd	178.00	5874	33	570	533
Brandon L. Schade	177.83	1067	6	535	525
Robert L. Turner Jr	176.25	2115	12	540	524
Scott B. vonAschwege	175.41	4736	27	544	513
Jason D. Stubbs	175.05	6827	39	565	522
Douglas A. Giles	174.88	10493	60	532	468
Omar B. Whitfield	173.50	1041	6	525	515
Bob G. Vogt	173.50	8328	48	546	494
Gary D. Hatcher	173.35	8841	51	555	500
Johnny L. Krotz	172.38	4137	24	534	506
John L. Nikkila	171.77	9791	57	529	468
Scott A. Johnson	171.33	514	3	518	511

<u>Name</u>	<u>True Average</u>	<u>Pins</u>	<u>Gms</u>	<u>To Raise Avg +1</u>	<u>To Drop Avg -1</u>
Glen A. Brown	171.20	5136	30	540	506
David D. Hibberd	170.96	9232	54	515	457
Mark A. Yonkers	170.47	2557	15	521	502
Aaron M. Gottsch	168.07	4538	27	532	501
Robert L. Cherry	166.65	9999	60	522	458
Kenneth R. Meyer	166.63	7998	48	519	467
Larry L. Harrington	164.44	1480	9	500	487
Travys M. Woodside	164.36	5917	36	518	478
Ivan D. Stones	163.55	9813	60	519	455
Chris L. Stapleton	162.96	8800	54	491	433
Russell L. Zink	162.57	3414	21	498	473
Brent E. Hollis	162.33	5357	33	511	474
Douglas J. Althouse	161.33	484	3	488	481
Mick R. Patsios	161.17	3868	24	506	478
Mark N. Elstermeier	159.29	3823	24	497	469
John R. McKirahan	157.30	5191	33	497	460
William D. Kirkland	155.12	9307	60	521	457
Robert E. Verbeck	154.44	1390	9	470	457
Michael S. McCollough	153.92	3694	24	464	436
F.S. Fisher	153.76	7842	51	474	419
Noel Carnahan	153.63	8296	54	482	424
Robert W. Stevens	153.25	9195	60	507	443
LeRoy H. Hoss	152.63	9158	60	481	417
Dave L. Wilke	151.89	8202	54	462	404
Craig A. Schutt	151.78	9107	60	469	405
Zack T. Journey	150.38	7218	48	483	431
Trevor A. Roberts	149.18	8503	57	497	436
Kenneth W. Wright	148.43	4453	30	464	430
Levi M. Clark	148.11	5332	36	479	439
Dirk C. Yonkers	147.17	883	6	449	439
Matt A. Cacy	146.81	7928	54	451	393
Mark A. Woodside	146.21	7749	53	483	426
Jeff C. Poland	146.17	877	6	446	436
Ray K. Lee	143.33	430	3	434	427
Darcy W. Huffman	143.07	6438	45	474	425
Marvin E. Miller	142.17	853	6	434	424
Chris L. Exstrom	140.97	4652	33	424	387
Roger P. Davis	140.89	3804	27	426	395
Scott Matteson	138.62	5406	39	432	389
Patrick J. Murphy	138.13	1105	8	424	412
Lloyd A. Wilke	138.08	4971	36	450	410
Ron J. Studnicka	136.74	7794	57	426	365
William J. Dreyer	135.00	8100	60	468	404
Earl E. Rademacher	133.23	5196	39	432	389
Brandon L. Young	128.48	5396	42	409	363
Donald G. Sluti	124.81	2621	21	379	354
Vaughn L. Cook	116.85	3856	33	356	319
Kenny J. VanHorn	113.22	3057	27	363	332
Matt Young	109.25	6555	60	375	311

Monday 6:30 pm

Big Apple Fun Center

Most Pins Over Average

Name	-----Old-----		Old Ave	-1- -2- -3-			Total	---Average Change---			Weekly Over Ave Series Ave +/-
	Pins	Games		-1-	-2-	-3-		New - Old	---->	+/-	
Bryon J. Sazama	6115	33	185	232	205	234	671	188.50	- 185.30	= 3.20	671 - 555=116
Glen A. Brown	4520	27	167	171	234	211	616	171.20	- 167.41	= 3.79	616 - 501=115
Jarvis J. Culler	9823	50	196	268	187	234	689	198.34	- 196.46	= 1.88	689 - 588=101
Chris R. Lytle	10470	57	183	235	203	211	649	185.32	- 183.68	= 1.63	649 - 549=100
Trevor A. Roberts	7963	54	147	159	216	165	540	149.18	- 147.46	= 1.71	540 - 441=99
Bruce A. Hatcher	7273	36	202	230	279	193	702	204.49	- 202.03	= 2.46	702 - 606=96
Joe Dreyer	7608	57	133	141	191	160	492	135.00	- 133.47	= 1.53	492 - 399=93
Brad M. Olson	9855	54	182	194	257	188	639	184.11	- 182.50	= 1.61	639 - 546=93
Ryan M. Grotrian	2175	12bk181	218	220	194	632	187.13	- 181.25	= 5.88	632 - 543=89	
Flip Fisher	7299	48	152	168	138	237	543	153.76	- 152.06	= 1.70	543 - 456=87
Brandon L. Schade	480	3bk168	214	191	182	587	177.83	- 160.00	= 17.83	587 - 504=83	
Jeff A. Fruhling	7632	42	181	224	210	183	617	183.31	- 181.71	= 1.60	617 - 543=74
Mike McCollough	3170	21	150	166	135	223	524	153.92	- 150.95	= 2.96	524 - 450=74
Carter R. Hollis	12112	57	212	258	246	206	710	213.70	- 212.49	= 1.21	710 - 636=74
Tom Richmond	9343	48	194	198	233	224	655	196.04	- 194.65	= 1.39	655 - 582=73
Bob Cherry	9436	57	165	187	173	203	563	166.65	- 165.54	= 1.11	563 - 495=68
Levi M. Clark	4828	33	146	140	171	193	504	148.11	- 146.30	= 1.81	504 - 438=66
Matt Young	6179	57	108	108	139	129	376	109.25	- 108.40	= 0.85	376 - 324=52
Johnny Nikkila	9231	54	170	201	188	171	560	171.77	- 170.94	= 0.83	560 - 510=50
Kenny Wright	3968	27	146	187	131	167	485	148.43	- 146.96	= 1.47	485 - 438=47
Scott Matteson	4948	36	137	192	136	130	458	138.62	- 137.44	= 1.17	458 - 411=47
Darrin W. Karsten	8221	45	182	191	200	196	587	183.50	- 182.69	= 0.81	587 - 546=41
Gary D. Hatcher	8285	48	172	149	197	210	556	173.35	- 172.60	= 0.75	556 - 516=40
Bob Stevens	8700	57	152	169	159	167	495	153.25	- 152.63	= 0.62	495 - 456=39
Doug Giles	9933	57	174	179	190	191	560	174.88	- 174.26	= 0.62	560 - 522=38
Gil K. Kindsfater	0	0bk171	165	189	197	551	183.67	- 0.00	= 183.67	551 - 513=38	
Jason D. Stubbs	6268	36	174	213	175	171	559	175.05	- 174.11	= 0.94	559 - 522=37
Jeremy J. Dalland	9677	45	215	238	245	196	679	215.75	- 215.04	= 0.71	679 - 645=34
Scott A. Bauer	9486	48	197	156	223	244	623	198.22	- 197.63	= 0.59	623 - 591=32
Matt M. Messersmith	5351	27	198	203	181	237	621	199.07	- 198.19	= 0.88	621 - 594=27
Kevin L. Moriarty	9622	54	178	192	192	176	560	178.63	- 178.19	= 0.45	560 - 534=26
Matt A. Cacy	7466	51	146	180	156	126	462	146.81	- 146.39	= 0.42	462 - 438=24
Josh K. Krolikowski	5376	30	179	154	180	225	559	179.85	- 179.20	= 0.65	559 - 537=22
Tom McLeod	8823	48	183	214	167	182	563	184.04	- 183.81	= 0.23	563 - 549=14
Jared J. Samuelson	8019	42	190	154	245	185	584	191.18	- 190.93	= 0.25	584 - 570=14
Dave Fread	10794	54	199	224	181	201	606	200.00	- 199.89	= 0.11	606 - 597=9
Chuck M. Brisbin	9899	48	206	215	199	210	624	206.33	- 206.23	= 0.10	624 - 618=6
Shay W. Robinson	8909	45	197	165	218	206	589	197.88	- 197.98	= -0.10	589 - 591=-2

Name	-----Old-----		Old					---Average Change---			Weekly Over Ave
	Pins	Games	Ave	-1-	-2-	-3-	Total	New	Old	----> +/-	Series Ave +/-
LeRoy H. Hoss	8704	57	152	168	128	158	454	152.63	- 152.70	= -0.07	454 - 456=-2
Sam L. Fread	11134	48	231	229	227	234	690	231.84	- 231.96	= -0.12	690 - 693=-3
John Krotz	3624	21	172	168	192	153	513	172.38	- 172.57	= -0.20	513 - 516=-3
Ryan Meyer	7505	45	166	187	148	158	493	166.63	- 166.78	= -0.15	493 - 498=-5
Bob G. Vogt	7815	45	173	157	178	178	513	173.50	- 173.67	= -0.17	513 - 519=-6
Zack T. Journey	6775	45	150	155	153	135	443	150.38	- 150.56	= -0.18	443 - 450=-7
Larry L. Harrington	963	6bk	175	162	172	183	517	164.44	- 160.50	= 3.94	517 - 525=-8
David D. Hibberd	8727	51	171	172	133	200	505	170.96	- 171.12	= -0.15	505 - 513=-8
Bill Kirkland	8858	57	155	146	164	139	449	155.12	- 155.40	= -0.29	449 - 465=-16
Roger P. Davis	3402	24	141	139	122	141	402	140.89	- 141.75	= -0.86	402 - 423=-21
Mark N. Elstermeier	3368	21	160	167	170	118	455	159.29	- 160.38	= -1.09	455 - 480=-25
Scott B. vonAschwege	4233	24	176	182	185	136	503	175.41	- 176.38	= -0.97	503 - 528=-25
Craig A. Schutt	8683	57	152	142	142	140	424	151.78	- 152.33	= -0.55	424 - 456=-32
Dave L. Wilke	7779	51	152	162	134	127	423	151.89	- 152.53	= -0.64	423 - 456=-33
Ivan D. Stones	9354	57	164	138	134	187	459	163.55	- 164.11	= -0.56	459 - 492=-33
John R. McKirahan	4752	30	158	162	164	113	439	157.30	- 158.40	= -1.10	439 - 474=-35
Noel Carnahan	7877	51	154	148	133	138	419	153.63	- 154.45	= -0.82	419 - 462=-43
Ron J. Studnicka	7437	54	137	155	101	101	357	136.74	- 137.72	= -0.99	357 - 411=-54
Chris L. Stapleton	8364	51	164	136	130	170	436	162.96	- 164.00	= -1.04	436 - 492=-56
Chris L. Exstrom	4283	30	142	145	102	122	369	140.97	- 142.77	= -1.80	369 - 426=-57
Russ Zink	2998	18	166	159	121	136	416	162.57	- 166.56	= -3.98	416 - 498=-82
Bill J. Robinson	10076	51	197	159	180	162	501	195.87	- 197.57	= -1.70	501 - 591=-90
Mark A. Woodside	7749	53	146				0	146.21	- 146.21	= 0.00	
Dirk C. Yonkers	883	6bk	175				0	147.17	- 147.17	= 0.00	
Brandon L. Young	5396	42	128				0	128.48	- 128.48	= 0.00	
Don Sluti	2621	21	124				0	124.81	- 124.81	= 0.00	
Doug Althouse	484	3bk	154				0	161.33	- 161.33	= 0.00	
Todd M. Mathews	4924	24	205				0	205.17	- 205.17	= 0.00	
Bob Verbeck	1390	9	154				0	154.44	- 154.44	= 0.00	
Lloyd A. Wilke	4971	36	138				0	138.08	- 138.08	= 0.00	
Justin R. Swanek	6180	33	187				0	187.27	- 187.27	= 0.00	
Larry K. Giddings	4907	27	181				0	181.74	- 181.74	= 0.00	
Logan M. Wirth	9540	48	198				0	198.75	- 198.75	= 0.00	
Brent E. Hollis	5357	33	162				0	162.33	- 162.33	= 0.00	
Vaughn L. Cook	3856	33	116				0	116.85	- 116.85	= 0.00	
Jim Dalland	569	3	189				0	189.67	- 189.67	= 0.00	
Kenny J. VanHorn	3057	27	113				0	113.22	- 113.22	= 0.00	
Randy A. Myers	8137	42	193				0	193.74	- 193.74	= 0.00	
Earl E. Rademacher	5196	39	133				0	133.23	- 133.23	= 0.00	
Omar B. Whitfield	1041	6bk	176				0	173.50	- 173.50	= 0.00	
Aaron M. Gottsch	4538	27	168				0	168.07	- 168.07	= 0.00	

Name	-----Old-----		Old	-1-	-2-	-3-	Total	---Average Change---			Weekly Over Ave	
	Pins	Games	Ave					New	Old	----> +/-	Series Ave +/-	
Mark A. Yonkers	2557	15	170				0	170.47	-	170.47	=	0.00
Greg A. Pettit	6362	33	192				0	192.79	-	192.79	=	0.00
Jerred J. Johnson	3668	18	203				0	203.78	-	203.78	=	0.00
Bobby Turner Jr	2115	12	176				0	176.25	-	176.25	=	0.00
Darcy W. Huffman	6438	45	143				0	143.07	-	143.07	=	0.00
Marvin E. Miller	853		6bk136				0	142.17	-	142.17	=	0.00
Travys M. Woodside	5917	36	164				0	164.36	-	164.36	=	0.00
Pat Murphy	1105	8	138				0	138.13	-	138.13	=	0.00
James M. Leibhart	2725	15	181				0	181.67	-	181.67	=	0.00
Kelly R. McFadden	4730	24	197				0	197.08	-	197.08	=	0.00
Ray K. Lee	430		3bk155				0	143.33	-	143.33	=	0.00
Scott A. Johnson	514	3	171				0	171.33	-	171.33	=	0.00
Shawn Carson	2188	12	182				0	182.33	-	182.33	=	0.00
Jeff C. Poland	877	6	146				0	146.17	-	146.17	=	0.00
Ryan D. Clark	5999	33	181				0	181.79	-	181.79	=	0.00
Kenny Owen	6525	36	181				0	181.25	-	181.25	=	0.00
Nick Kidd	5874	33	178				0	178.00	-	178.00	=	0.00
Mark A. Bowman	6974	39	178				0	178.82	-	178.82	=	0.00
Mick R. Patsios	3868	24	161				0	161.17	-	161.17	=	0.00

Monday 6:30 pm

Big Apple Fun Center

Alphabetic League Bowler Contact List

USBC					Bowling	
ID Number	Name	Phone	Phone	E-mail	Hand	Sex
1494-3239	Althouse, Douglas "Doug" J.	(308)830-3433	() - -	djalthouse@msn.com	R	M
1494-1881	Bauer, Scott A.	(308)440-6763	() - -	bow8210@gmail.com	R	M
1494-3007	Bowman, Mark A.	(308)440-5696	() - -		L	M
1494-789	Brisbin, Chuck M.	(308)440-2265	(308)234-4545	Husk300@gmail.com	R	M
1494-2241	Brown, Glen A.	(308)293-0430	() - -	ebsglen@eustisbodyshop.com	R	M
11-646986	Cacy, Matt A.	(402)560-0835	() - -	m_cacy91@hotmail.com	R	M
1494-2974	Carnahan, Noel	(308)627-7903	() - -		R	M
11-520000	Carson, Shawn	(308)627-7891	() - -	s.carson.army@gmail.com	R	M
1494-11	Cherry, Robert "Bob" L.	(308)938-2525	() - -		R	M
6219-21	Clark, Levi M.	(308)380-5442	() - -	leviclark56@gmail.com	R	M
1524-33	Clark, Ryan D.	(308)216-0085	() - -	cwbyz21@gmail.com	R	M
1494-3022	Cook, Vaughn L.	(903)424-2270	() - -		R	M
1494-2615	Culler, Jarvis J.	(308)224-0465	() - -	jarvisculler@yahoo.com	R	M
1231-31	Dalland, James "Jim" E.	(507)390-3803	() - -		R	M
1231-603	Dalland, Jeremy J.	(308)440-7560	() - -	jerdahl13@hotmail.com	R	M
1494-594	Davis, Roger P.	(308)237-9320	() - -	davisr@unk.edu	R	M
11-768339	Dreyer, William "Joe" J.	(308)627-8117	() - -	dreyer.joe13@gmail.com	R	M
1494-2234	Elstermeier, Mark N.	(308)237-6872	() - -		R	M
1494-2788	Exstrom, Chris L.	(308)440-6930	() - -	exstromc@yahoo.com	R	M
1494-2842	Fisher, F.S. "Flip"	(308)293-2444	() - -	flipfisher@gmail.com	R	M
1498-19	Fread, David "Dave" L.	(308)325-1042	(308)324-5553	dave122462@hotmail.com	R	M
6203-14	Fread, Sam L.	(308)746-6776	() - -	sfread8@gmail.com	L	M
1494-261	Fruhling, Jeff A.	(308)627-7332	() - -	drfruman@hotmail.com	R	M
1494-1258	Giddings, Larry K.	(308)627-3247	() - -	lkgiddings300@gmail.com	R	M
1494-1810	Giles, Douglas "Doug" A.	(308)627-5683	() - -	gman245@yahoo.com	R	M
1494-2536	Gottsch, Aaron M.	(308)962-6488	() - -		R	M
1505-23	Grotrian, Ryan M.	(308)440-1589	() - -	groat2112@yahoo.com	R	M
27580-14	Harrington, Larry L.	(308)236-5902	() - -		R	M
1486-2240	Hatcher, Bruce A.	(308)627-7379	() - -	brucehatcher@charter.net	R	M
1494-256	Hatcher, Gary D.	(308)238-3914	() - -	gary.hatcher@charter.net	R	M
1494-473	Hibberd, David D.	(308)627-5006	() - -	d.hibberd@kearneyglass.com	R	M
9726-4115	Hollis, Brent E.	(308)627-7532	(308)627-7533	bigredautoglass@aol.com	R	M
11-536044	Hollis, Carter R.	(308)293-3437	() - -	onekoolmustang@aol.com	R	M
1494-134	Hoss, LeRoy H.	(308)238-3792	() - -	leroyhoss@gmail.com	R	M
1494-2970	Huffman, Darcy W.	(308)214-0813	() - -	dwhuffman09@ole.augie.edu	R	M
1494-2364	Johnson, Jerred J.	(308)440-1200	() - -	jiliv2hunt@hotmail.com	R	M
8966-5171	Johnson, Scott A.	(308)627-6487	() - -	scojo09@gmail.com	R	M
9726-4112	Journey, Zack T.	(308)224-8679	() - -		R	M
1494-1613	Karsten, Darrin W.	(308)627-4799	(308)237-5025	dwkarsten@aol.com	R	M
1489-496	Kidd, Nicholas "Nick" H.	(308)627-6139	() - -	nickkidd79@gmail.com	R	M
1494-324	Kindsfater, Gil K.	(308)234-2298	(308)233-7172	gilkind@charter.net	R	M
1494-1989	Kirkland, William "Bill" D.	(308)233-4253	() - -	kirklandsiding@charter.net	R	M
1494-2696	Krolikowski, Josh K.	(308)440-1536	() - -	joshkrolikowski@gmail.com	R	M
1494-2625	Krotz, Johnny "John" L.	(308)440-9799	() - -	jkrotz@yahoo.com	R	M
1494-176	Lee, Ray K.	(308)647-5382	(308)647-5382		R	M
8793-1262	Leibhart, James M.	(308)325-9720	() - -	jamesleibhart@gmail.com	R	M
1494-2493	Lytle, Chris R.	(308)224-1023	() - -	lytlecr@hotmail.com	R	M
1494-1323	Mathews, Todd M.	(308)293-5684	() - -		R	M
1494-2291	Matteson, Scott	(308)236-6089	(308)440-4863	scott.matteson6@gmail.com	R	M
1494-2687	McCollough, Michael "Mike" S.	(308)293-6488	() - -	mccolloughms@gmail.com	R	M
6219-307	McFadden, Kelly R.	(308)293-7045	() - -	kelly.mcfadden@yahoo.com	R	M
1494-1048	McKirahan, John R.	(308)234-6236	() - -	jsmck@charter.net	L	M
1494-2556	McLeod, Thomas "Tom" E.	(308)440-2091	() - -	tmcleod221@gmail.com	R	M

USBC					Bowling	
ID Number	Name	Phone	Phone	E-mail	Hand	Sex
1494-3186	Messersmith, Matt M.	(308)207-5172	() - -		R	M
16-15169	Meyer, Kenneth "Ryan" R.	(402)720-0431	() - -	k_ry_meyer@yahoo.com	R	M
1494-33	Miller, Marvin E.	(308)234-1636	(308)440-9308		R	M
1494-689	Moriarty, Kevin L.	(308)995-8877	(308)440-8641	kmoriarty@holdregehomes.org	R	M
1494-2504	Murphy, Patrick "Pat" J.	(308)708-1956	() - -		R	M
1494-3121	Myers, Randy A.	(308)830-1492	(308)830-1492	r.myers87@yahoo.com	R	M
1494-182	Nikkila, John "Johnny" L.	(308)440-1331	() - -	jln.mkn@charter.net	R	M
1494-957	Olson, Brad M.	(308)440-3992	() - -	bgraphic23@gmail.com	R	M
300-6153	Owen, Kenneth "Kenny" A.	(308)440-8316	(308)234-4545	ken.owen@bigapplefuncenter.com	R	M
1494-1224	Patsios, Mick R.	(308)237-3007	(308)233-2780	mpatsios53@charter.net	R	M
6201-149	Pettit, Greg A.	(308)708-9824	() - -		R	M
1494-2961	Poland, Jeff C.	(308)440-0552	() - -		R	M
1494-128	Rademacher, Earl E.	(308)237-2063	(308)627-8522	ejrademacher@charter.net	R	M
1494-1207	Richmond, Thomas "Tom" C.	(308)293-5430	() - -	thmsrchmnd@gmail.com	R	M
11-604727	Roberts, Trevor A.	(308)440-9524	() - -	vikingrock80@hotmail.com	L	M
1494-98	Robinson, Bill J.	(308)233-2851	() - -	robinsonb@qwestoffice.net	L	M
1494-2227	Robinson, Shay W.	(308)440-5104	() - -	shayrobinson21@yahoo.com	R	M
6201-21	Samuelson, Jared J.	(308)233-1018	() - -	samuelsonjj@gmail.com	R	M
1494-360	Sazama, Bryon J.	(308)440-4545	() - -	jhawks3437@yahoo.com	R	M
1494-2420	Schade, Brandon L.	(308)627-0492	() - -		R	M
1494-3217	Schutt, Craig A.	(308)216-0911	(308)224-5421		R	M
1494-593	Sluti, Donald "Don" G.	(308)236-9640	() - -	slutid@unk.edu	R	M
1494-452	Stapleton, Chris L.	(308)293-5387	() - -	soggychris2000@yahoo.com	R	M
1494-303	Stevens, Robert "Bob" W.	(308)440-4005	() - -	roberthuskers@gmail.com	R	M
1494-6	Stones, Ivan D.	(308)234-4231	(308)440-3258	stonivad@charter.net	R	M
1494-1079	Stubbs, Jason D.	(308)236-5351	() - -	stujas@gmail.com	R	M
1494-3219	Studnicka, Ron J.	(308)234-3645	(308)627-4355	itsmudpie@gmail.com	R	M
1489-1082	Swanek, Justin R.	(402)210-0537	() - -	Diggerj79@yahoo.com	R	M
1494-87	Turner Jr, Robert "Bobby" L.	(308)440-1799	() - -	bobby.turner59@yahoo.com	R	M
1494-333	VanHorn, Kenny J.	(308)233-2795	(308)233-2183	vanhorns@charter.net	R	M
1494-363	Verbeck, Robert "Bob" E.	(308)240-9675	() - -		R	M
1494-88	Vogt, Bob G.	(308)234-9330	() - -		R	M
1494-994	vonAschwege, Scott B.	(308)293-0277	(308)236-7328	saschwege@gmail.com	R	M
1494-754	Whitfield, Omar B.	(308)627-6672	() - -	hammer4d@yahoo.com	R	M
1494-1792	Wilke, Dave L.	(308)627-6825	() - -	dave@wilkecc.com	R	M
1494-159	Wilke, Lloyd A.	(308)468-6739	(308)216-0737	wilkelsw@nctc.net	R	M
6201-92	Wirth, Logan M.	(308)233-3915	() - -		R	M
1494-1269	Woodside, Mark A.	(308)233-2077	() - -	mawoodside@yahoo.com	L	M
1494-2945	Woodside, Travys M.	(308)440-2828	() - -	travysw@gmail.com	R	M
1513-1207	Wright, Kenneth "Kenny" W.	(308)529-8373	() - -	kwright68847@yahoo.com	L	M
1494-3143	Yonkers, Dirk C.	(308)293-4147	() - -	peeb4147@gmail.com	R	M
1494-1898	Yonkers, Mark A.	(308)440-6006	() - -		R	M
9726-4117	Young, Brandon L.	(910)876-2132	() - -	bladenpolice@gmail.com	R	M
9726-4114	Young, Matt	(308)627-9601	() - -	sandymisty88@gmail.com	R	M
1494-1776	Zink, Russell "Russ" L.	(702)908-6400	() - -	russzink49@yahoo.com	R	M

Classic 2018-19

Big Apple Fun Center

This report is for scores bowled February 4 which is Week 20 of 30

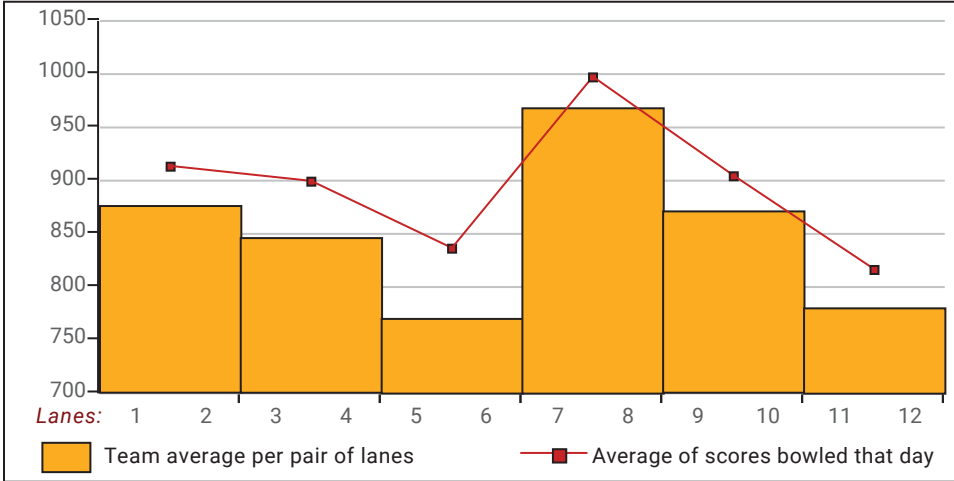
This Week's Statistics: Lefties vs Righties

Unless designated left handed, bowlers are considered right handed.

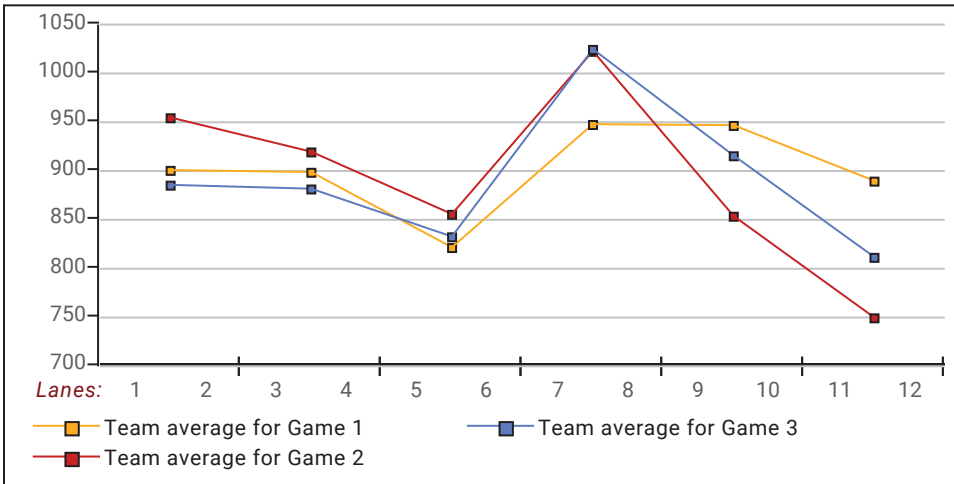
	Over All	Right	Left
How many people bowled	60	55	5
Number of games bowled	180	165	15
Actual average of week's scores	178.72	178.88	177.00
How many games above average	114	106	8
How many games below average	64	57	7
Pins above/below average per game	8.47	9.13	1.20
How many people raised average	37	35	2
by this amount	1.88	1.90	1.59
How many people went down	22	19	3
by this amount	-0.80	-0.77	-0.97
League average before bowling	170.74	170.22	176.47
League average after bowling	171.61	171.17	176.53
Change in league average	0.87	0.94	0.05
800s	--	--	--
775s	--	--	--
750s	--	--	--
725s	--	--	--
700s	2	2	--
675s	3	2	1
650s	2	2	--
625s	3	3	--
600s	6	6	--
575s	4	4	--
550s	9	9	--
525s	2	1	1
500s	8	7	1
475s	4	3	1
450s	5	5	--
425s	4	3	1
400s	5	5	--
below 400	3	3	--
300s	--	--	--
275s	1	1	--
250s	3	3	--
225s	18	15	3
200s	28	27	1
175s	44	42	2
150s	43	36	7
125s	34	33	1
100s	9	8	1
below 100	--	--	--

This report is for scores bowled February 4 which is Week 20 of 30

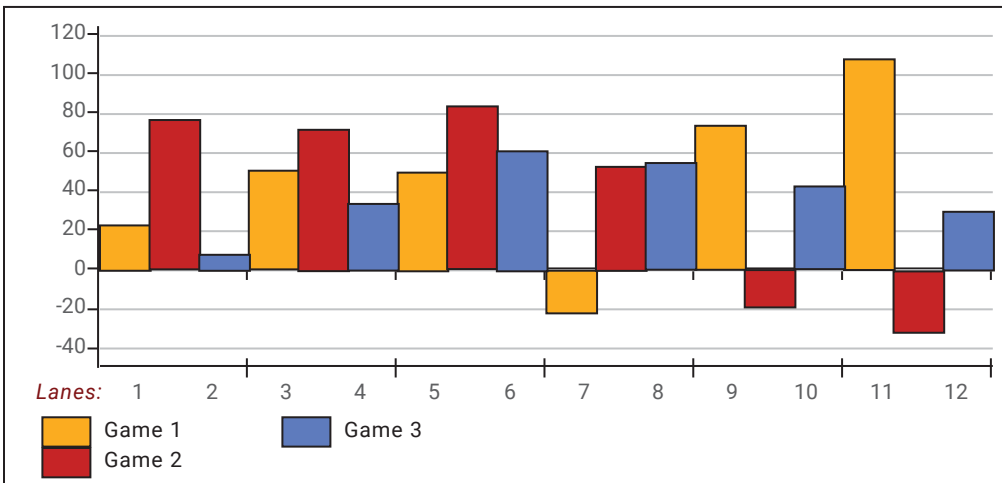
Team Average vs Ave of Scores



Average of Scores for Each Game

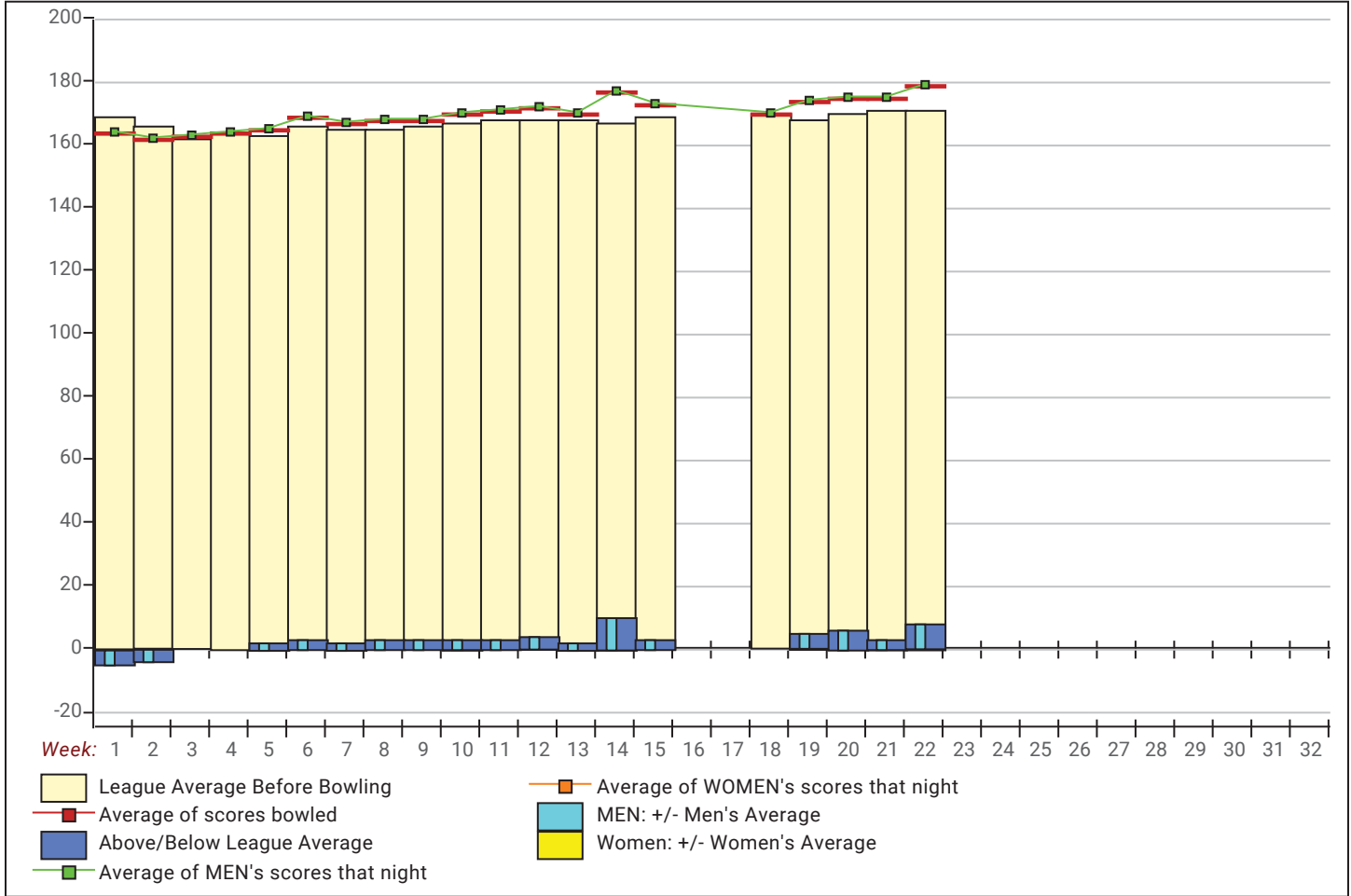


Amount Over/Under Team Average



This report is for scores bowled February 4 which is Week 20 of 30

League Average Week-by-Week



League Average Statistics for Last Week

	League	Right Hand	Left Hand
League Average Before Bowling	170.74	170.22	176.47
Average of scores bowled that night	178.72	178.88	177.00
New League Average After Bowling	171.61	171.17	176.53
Change in League Average	.87	.94	.05
People Who Bowled Over Average	37	35	2
People Who Bowled Under Average	22	19	3
Average Amount of Series Over Avg	58.41	57.57	73.00
Average Amount of Series Under Avg	-29.00	-26.84	-42.67
Difference Avg, NiteAvg	8.47	9.13	1.20
Number of Bowlers	60	55	5
Number of Games Bowled	180	165	15
People Who Raised Their Average	37	35	2
Raised By an Average of This Amount	1.88	1.90	1.59
People Who Lowered Their Average	22	19	3
Lowered By an Average of This Amou	-.80	-.77	-.97
Number of Games Bowled Over Avera	114	106	8
Number of Games Bowled Under Avera	64	57	7

Note: Averages are based only on people who bowled.

Monday 6:30 pm

Big Apple Fun Center

Lanes 1 - 12

If you have questions, please contact

Gary Hatcher (308)238-3914 PO Box 594, Gibbon, NE 68840
Send E-mail to: gary.hatcher@charter.net

Note: This report includes information through February 4 which is Week 20 of 30

Awards Earned This Week

Name	USBC ID Number	Award Average	Award Games	G1	G2	G3	Series	Award Score	Award Received
Glen A. Brown	1494-2241 USBC	167	27	171	234	211	616	616	600 Series (Local Assoc. Awards)
	1494-2241 USBC	167	27	171	234	211	616	234	225 Game (Local Assoc. Awards)
Robert L. Cherry	1494-11 USBC	165	57	187	173	203	563	203	200 Game (Local Assoc. Awards)
Jarvis J. Culler	1494-2615 USBC	196	50	268	187	234	689	268	250 Game (Local Assoc. Awards)
William J. Dreyer	11-768339 USBC	133	57	141	191	160	492	191	175 Game (Local Assoc. Awards)
F.S. Fisher	1494-2842 USBC	152	48	168	138	237	543	237	225 Game (Local Assoc. Awards)
	1494-2842 USBC	152	48	168	138	237	543	237	75 Pins Over Average (Local Assoc. Awards)
Ryan M. Grotrian	1505-23 USBC	175	39	218	220	194	632	632	600 Series (Local Assoc. Awards)
Bruce A. Hatcher	1486-2240 USBC	202	36	230	279	193	702	702	700 Series (Local Assoc. Awards)
	1486-2240 USBC	202	36	230	279	193	702	279	275 Game (Local Assoc. Awards)
	1486-2240 USBC	202	36	230	279	193	702	279	75 Pins Over Average (Local Assoc. Awards)
Carter R. Hollis	11-536044 USBC	212	57	258	246	206	710	710	700 Series (Local Assoc. Awards)
	11-536044 USBC	212	57	258	246	206	710	258	250 Game (Local Assoc. Awards)
Josh K. Krolikowski	1494-2696 USBC	179	30	154	180	225	559	225	225 Game (Local Assoc. Awards)
Chris R. Lytle	1494-2493 USBC	183	57	235	203	211	649	235	225 Game (Local Assoc. Awards)
Scott Matteson	1494-2291 USBC	137	36	192	136	130	458	192	175 Game (Local Assoc. Awards)
Michael S. McCollough	1494-2687 USBC	150	21	166	135	223	524	223	200 Game (Local Assoc. Awards)
Thomas E. McLeod	1494-2556 USBC	183		214	167	182	563	214	Clean Game (199 Average or Les (Local Ass
Brad M. Olson	1494-957 USBC	182	54	194	257	188	639	257	250 Game (Local Assoc. Awards)
	1494-957 USBC	182	54	194	257	188	639	257	75 Pins Over Average (Local Assoc. Awards)
Trevor A. Roberts	11-604727 USBC	147	54	159	216	165	540	216	200 Game (Local Assoc. Awards)
Jared J. Samuelson	6201-21 USBC	190	42	154	245	185	584	245	225 Game (Local Assoc. Awards)
Bryon J. Sazama	1494-360 USBC	185	33	232	205	234	671	232	225 Game (Local Assoc. Awards)
	1494-360 USBC	185	33	232	205	234	671	234	225 Game (Local Assoc. Awards)

Monday 6:30 pm

Big Apple Fun Center

Lanes 1 - 12

Team Standings

Place	Team Name	Points	Points	Year-To-Date	Y-T-D
		Won	Lost	WON	LOST
1	Old Chicago	291 ½	108 ½	496 ½	303 ½
2	Eustis Body Shop	259	141	444	356
3	Chicken Coop	251	149	489	311
4	Big Apple Fun Center	227	173	408 ½	391 ½
5	Cunninghams	210 ½	189 ½	392	408
6	Mad Doctors	198 ½	201 ½	390	410
7	West	187	213	416 ½	383 ½
8	Wilke Contracting Corp.	171 ½	228 ½	349	451
9	DMilaco	171	229	358 ½	441 ½
10	Lethal Injection Diesel	169	231	457 ½	342 ½
11	Kirkland Siding	133 ½	266 ½	325	475
12	Auto Central	130 ½	269 ½	273 ½	526 ½

*** Although not shown, standings are determined by points only for the current part

Last Week's Top Scores

Scratch Game		Scratch Series		Handicap Game		Handicap Series	
279	Bruce Hatcher	710	Carter Hollis	300	Flip Fisher	761	Bryon Sazama
268	Jarvis Culler	702	Bruce Hatcher	292	Bruce Hatcher	760	Glen Brown
258	Carter Hollis	690	Sam Fread	290	Brad Olson	746	Jarvis Culler
257	Brad Olson	689	Jarvis Culler	288	Mike McCollough	745	Chris Lytle
245	Jeremy Dalland	679	Jeremy Dalland	287	Jarvis Culler	744	Trevor Roberts
245	Jared Samuelson	671	Bryon Sazama	284	Trevor Roberts	741	Bruce Hatcher
244	Scott Bauer	655	Tom Richmond	282	Glen Brown	738	Joe Dreyer
237	Matt Messersmith	649	Chris Lytle	273	Joe Dreyer	738	Brad Olson
237	Flip Fisher	639	Brad Olson	270	Scott Matteson	734	Ryan Grotrian
235	Chris Lytle	632	Ryan Grotrian	270	Jared Samuelson	732	Flip Fisher

Monday 6:30 pm

Big Apple Fun Center

Lanes 1 - 12

President: Chuck Brisbin (308)440-2265 Vice President: Larry Giddings (308)627-3247
 Secretary/Treasurer: Gary Hatcher (308)238-3914

Team Standings

Place	#	Team Name	Points Won	Points Lost	%Won	Pins + HDCP	Scratch Pins	Ave p/gm	Year-To-Date WON	Y-T-D LOST	Y-T-D % WON
1	11	Eustis Body Shop	248	152	62.0	99764	89469	994	692	508	57.7
2	3	Cunninghams	235½	164½	58.9	97714	85195	946	627½	572½	52.3
3	2	Chicken Coop	221½	178½	55.4	98565	88662	985	710½	489½	59.2
4	1	Old Chicago	202	198	50.5	98512	78302	870	698½	501½	58.2
5	12	Big Apple Fun Center	202	198	50.5	98005	82355	915	610½	589½	50.9
6	7	DMilaco	198	202	49.5	98267	64364	715	556½	643½	46.4
7	8	Auto Central	196	204	49.0	96976	74656	829	469½	730½	39.1
8	6	West	193	207	48.3	98567	79048	878	609½	590½	50.8
9	10	Kirkland Siding	192½	207½	48.1	98140	77530	861	517½	682½	43.1
10	9	Lethal Injection Diesel	178½	221½	44.6	98062	68794	764	636	564	53.0
11	4	Mad Doctors	178	222	44.5	97362	66888	743	568	632	47.3
12	5	Wilke Contracting Corp.	155	245	38.8	97332	71173	790	504	696	42.0

Review of Last Week's Bowling.....

Lanes	Team Name	HDCP -1-	HDCP -2-	HDCP -3-	HDCP Total	Last Wk WON	Team Name	HDCP -1-	HDCP -2-	HDCP -3-	HDCP Total	Last Wk WON
1-2	Auto Central	1002	1027	1059	3088	5	<---> Old Chicago	1117	1149	1120	3386	35
3-4	DMilaco	1069	1151	1161	3381	22	<---> Eustis Body Shop	1141	1166	991	3298	18
5-6	Chicken Coop	1063	1082	972	3117	7	<---> Cunninghams	1069	1106	1019	3194	33
7-8	Big Apple Fun Center	1095	1150	1184	3429	26	<---> Lethal Injection Diesel	1122	1021	1135	3278	14
9-10	Kirkland Siding	1045	1048	1072	3165	19	<---> Wilke Contracting Cor	1088	1154	922	3164	21
11-12	Mad Doctors	1119	1078	1076	3273	33	<---> West	1110	1042	999	3151	7

Thanks for bowling! We hope you had a good time. See you next season!

Last Week's Top Scores

Team Scratch Game		Team Scratch Series		Team Handicap Game		Team Handicap Series	
1061	Eustis Body Shop	2983	Eustis Body Shop	1184	Big Apple Fun Center	3429	Big Apple Fun Cent
1025	Big Apple Fun Center	2952	Big Apple Fun Center	1166	Eustis Body Shop	3386	Old Chicago
976	Chicken Coop	2799	Chicken Coop	1161	DMilaco	3381	DMilaco
942	Cunninghams	2714	Old Chicago	1154	Wilke Contracting Corp.	3298	Eustis Body Shop
925	Old Chicago	2702	Cunninghams	1149	Old Chicago	3278	Lethal Injection Die
922	Wilke Contracting Corp.	2529	Kirkland Siding	1135	Lethal Injection Diesel	3273	Mad Doctors
902	West	2527	West	1119	Mad Doctors	3194	Cunninghams
872	Lethal Injection Diesel	2489	Lethal Injection Diesel	1110	West	3165	Kirkland Siding
860	Kirkland Siding	2468	Wilke Contracting Corp.	1106	Cunninghams	3164	Wilke Contracting
814	Auto Central	2353	Auto Central	1082	Chicken Coop	3151	West
796	Mad Doctors	2304	Mad Doctors	1072	Kirkland Siding	3117	Chicken Coop
787	DMilaco	2259	DMilaco	1059	Auto Central	3088	Auto Central
Scratch Game		Scratch Series		Handicap Game		Handicap Series	
248	Sam Fread	730	Sam Fread	297	LeRoy Hoss	759	Noel Carnahan
248	Carter Hollis	705	Carter Hollis	283	John McKirahan	730	Sam Fread
243	Jared Samuelson	614	Scott vonAschwege	272	Noel Carnahan	725	Scott vonAschwege
237	Shay Robinson	612	Shay Robinson	267	Jared Samuelson	723	Carter Hollis
235	Tom McLeod	608	Jared Samuelson	265	Tom McLeod	715	Kenny Owen
234	Scott Bauer	607	Scott Bauer	264	Jeff Fruhling	707	Ron Studnicka
233	Jeff Fruhling	607	Kenny Owen	264	Levi Clark	697	Levi Clark
232	LeRoy Hoss	604	Jarvis Culler	256	Bob Stevens	696	Ryan Meyer
228	Tom Richmond	603	Tom Richmond	254	Carter Hollis	692	Zack Journey
228	Chuck Brisbin	597	Chuck Brisbin	252	Shay Robinson	683	Trevor Roberts
				252	Trevor Roberts		
				252	Kenny Owen		

Season High Scores

<u>Team Scratch Game</u>		<u>Team Scratch Series</u>		<u>Team Handicap Game</u>		<u>Team Handicap Series</u>	
1211	Chicken Coop	3353	Chicken Coop	1311	Chicken Coop	3653	Chicken Coop
1160	Eustis Body Shop	3308	Eustis Body Shop	1298	West	3641	Eustis Body Shop
1152	Cunninghams	3064	Cunninghams	1282	Big Apple Fun Center	3605	West
1095	West	3058	Big Apple Fun Center	1280	Eustis Body Shop	3551	Lethal Injection Die
1087	Big Apple Fun Center	3007	West	1278	Old Chicago	3537	Kirkland Siding
1059	Old Chicago	2872	Old Chicago	1271	Cunninghams	3515	Old Chicago
1028	Kirkland Siding	2868	Kirkland Siding	1251	Kirkland Siding	3508	Cunninghams
964	Wilke Contracting Corp.	2651	Auto Central	1230	Wilke Contracting Corp.	3496	Big Apple Fun Cent
958	Lethal Injection Diesel	2649	Wilke Contracting Corp.	1229	Lethal Injection Diesel	3470	DMilaco
957	Auto Central	2647	Lethal Injection Diesel	1228	DMilaco	3467	Wilke Contracting
876	Mad Doctors	2487	Mad Doctors	1197	Auto Central	3428	Mad Doctors
865	DMilaco	2425	DMilaco	1191	Mad Doctors	3383	Auto Central
<u>Scratch Game</u>		<u>Scratch Series</u>		<u>Handicap Game</u>		<u>Handicap Series</u>	
298	Sam Fread	833	Sam Fread	300	Doug Giles	838	Matt Cacy
280	Dave Fread	740	Chuck Brisbin	300	Bob Stevens	833	Sam Fread
279	Shay Robinson	740	Carter Hollis	300	Gary Hatcher	824	Johnny Nikkila
279	Chris Lytle	727	Dave Fread	300	Chris Lytle	820	Noel Carnahan
279	Tom Richmond	710	Scott Bauer	300	Bill Robinson	792	Ivan Stones
277	Bill Robinson	702	Tom Richmond	300	Tom Richmond	791	Brad Olson
277	Carter Hollis	698	Jeremy Dalland	300	Dave Fread	788	Bill Robinson
277	Jarvis Culler	695	Bill Robinson	300	Matt Cacy	786	Zack Journey
268	Chuck Brisbin	692	Johnny Nikkila	300	David Hibberd	785	LeRoy Hoss
267	Scott Bauer	690	Jarvis Culler	300	LeRoy Hoss	782	Bob Stevens
				300	Flip Fisher	782	Jarvis Culler

Team Rosters

1 - Old Chicago

<u>Name</u>	<u>Ave</u>	<u>HDCP</u>	<u>Pins</u>	<u>Gms</u>	<u>Points Won</u>	<u>High Game</u>	<u>High Sers</u>	<u>HDCP Game</u>	<u>HDCP Sers</u>	<u>Most Improved Ave +/-</u>	<u>To Raise Avg +1</u>	<u>To Drop Avg -1</u>	<u>Weekly Over Ave Series Ave +/-</u>
Matt Cacy	151	64	10936	72	62.0	237	631	300	838	140 +11.89	464	388	438 - 456=-18
Levi Clark	155	60	8837	57	47.0	210	574	283	787	138 +17.04	523	462	514 - 462=52
Aaron Gottsch	168	47	6584	39	26.0	212	568	265	742	169 -0.18	514	471	
Scott vonAschwege	180	35	7562	42	32.0	236	641	274	755	172 +8.05	583	537	614 - 534=80
Tom McLeod	185	30	13930	75	58.5	247	651	279	747	177 +8.73	578	499	570 - 555=15
Darrin Karsten	182	33	12067	66	47.0	277	700	300	817	184 -1.17	560	490	
Ryan Clark	182	33	9870	54	40.0	234	641	266	752	178 +4.78	561	503	578 - 546=32
Kelly McFadden	189	26	8516	45	21.0	275	661	293	727	193 -3.76	604	555	

2 - Chicken Coop

<u>Name</u>	<u>Ave</u>	<u>HDCP</u>	<u>Pins</u>	<u>Gms</u>	<u>Points Won</u>	<u>High Game</u>	<u>High Sers</u>	<u>HDCP Game</u>	<u>HDCP Sers</u>	<u>Most Improved Ave +/-</u>	<u>To Raise Avg +1</u>	<u>To Drop Avg -1</u>	<u>Weekly Over Ave Series Ave +/-</u>
Mark Yonkers	171	44	3095	18	12.0	230	543	282	699		517	495	
Tom Richmond	201	14	15738	78	60.5	279	702	300	756	185 +16.77	624	542	603 - 603=0
Jason Stubbs	177	38	11738	66	46.0	232	623	271	740	177 +0.85	544	474	487 - 534=-47
Scott Bauer	199	16	15532	78	61.5	267	710	291	773	191 +8.13	668	586	607 - 597=10
Logan Wirth	205	10	13576	66	48.0	278	742	293	793	196 +9.70	638	568	
Todd Mathews	210	5	7571	36	34.5	269	695	278	722	205 +5.31	658	618	
Chuck Brisbin	208	7	16262	78	58.0	268	740	274	770	200 +8.49	667	585	597 - 624=-27

3 - Cunninghams

<u>Name</u>	<u>Ave</u>	<u>HDCP</u>	<u>Pins</u>	<u>Gms</u>	<u>Points Won</u>	<u>High Game</u>	<u>High Sers</u>	<u>HDCP Game</u>	<u>HDCP Sers</u>	<u>Most Improved Ave +/-</u>	<u>To Raise Avg +1</u>	<u>To Drop Avg -1</u>	<u>Weekly Over Ave Series Ave +/-</u>
Josh Krolikowski	176	39	8458	48	28.5	240	623	287	737	182 -5.79	569	517	514 - 528=-14
Larry Giddings	186	29	7259	39	27.0	243	669	277	771	177 +9.13	595	552	526 - 561=-35
Doug Giles	176	39	15922	90	68.0	262	615	300	735	171 +5.91	539	445	541 - 528=13
Chris Lytle	188	27	16417	87	54.0	279	650	300	745	181 +7.70	593	502	555 - 564=-9
Jeff Fruhling	185	30	13329	72	48.5	236	634	272	739	179 +6.13	621	545	566 - 552=14
Jerred Johnson	200	15	6630	33	16.5	264	682	275	715	205 -4.09	606	569	
Jeremy Dalland	218	0	15500	71	52.5	259	698	259	698	218 +0.31	706	631	

4 - Mad Doctors

Name	Ave	HDCP	Pins	Gms	Points	High	High	HDCP	HDCP	Most Improved		To Raise	To Drop	Weekly Over Ave
					Won	Game	Sers	Game	Sers	Ave	+/-	Avg +1	Avg -1	Series Ave +/-
Brandon Young	130	85	8632	66	47.5	178	435	264	715	122	+8.79	407	337	396 - 390=6
Earl Rademacher	134	81	8503	63	45.0	179	474	268	729	126	+8.97	407	340	438 - 402=36
Scott Matteson	137	78	6992	51	34.5	193	469	270	704	137	+0.10	460	405	
Roger Davis	139	76	6686	48	22.5	200	488	277	719	138	+1.29	454	402	424 - 417=7
Chris Exstrom	141	74	7636	54	33.5	198	482	276	710	137	+4.41	458	400	
John McKirahan	154	61	6958	45	26.0	222	520	283	697	155	-0.38	482	433	479 - 462=17
Ryan Grotrian	180	35	4883	27	17.0	241	650	273	770	185	-4.15	547	516	
Randy Myers	194	21	12863	66	45.0	256	658	283	730	191	+3.89	592	522	567 - 585=-18

5 - Wilke Contracting Corp.

Name	Ave	HDCP	Pins	Gms	Points	High	High	HDCP	HDCP	Most Improved		To Raise	To Drop	Weekly Over Ave
					Won	Game	Sers	Game	Sers	Ave	+/-	Avg +1	Avg -1	Series Ave +/-
Ron Studnicka	137	78	11947	87	44.0	214	525	289	750	140	-2.68	473	382	470 - 408=62
Dave Wilke	151	64	8202	54	29.0	203	558	269	756	147	+4.89	462	404	
Matt Messersmith	195	20	11747	60	28.0	244	670	262	724	194	+1.78	601	537	499 - 591=-92
LeRoy Hoss	150	65	13534	90	61.0	243	584	300	785	144	+6.38	509	415	466 - 450=16
Lloyd Wilke	140	75	7180	51	33.0	192	479	270	710	138	+2.78	434	379	
David Hibberd	174	41	14643	84	57.0	253	616	300	757	166	+8.32	582	494	519 - 522=-3

6 - West

Name	Ave	HDCP	Pins	Gms	Points	High	High	HDCP	HDCP	Most Improved		To Raise	To Drop	Weekly Over Ave
					Won	Game	Sers	Game	Sers	Ave	+/-	Avg +1	Avg -1	Series Ave +/-
Ivan Stones	165	50	14928	90	60.0	234	608	288	792	161	+4.87	510	416	500 - 495=5
Johnny Nikkila	175	40	14219	81	57.0	254	692	298	824	174	+1.54	565	480	486 - 528=-42
Bob Stevens	155	60	13994	90	65.0	242	570	300	782	140	+15.49	514	420	484 - 465=19
Gary Hatcher	178	37	14440	81	55.5	256	632	300	777	174	+4.27	596	511	531 - 534=-3
Justin Swanek	192	23	10401	54	32.0	279	724	300	811	187	+5.61	600	542	526 - 579=-53
Bruce Hatcher	204	11	11066	54	40.0	279	702	292	741	195	+9.93	619	561	

7 - DMilaco

Name	Ave	HDCP	Pins	Gms	Points	High	High	HDCP	HDCP	Most Improved		To Raise	To Drop	Weekly Over Ave
					Won	Game	Sers	Game	Sers	Ave	+/-	Avg +1	Avg -1	Series Ave +/-
Matt Young	112	103	9780	87	62.0	167	388	271	705	107	+5.41	390	299	364 - 336=28
Joe Dreyer	138	77	12421	90	51.0	218	517	297	754	139	-0.99	506	412	417 - 411=6
Trevor Roberts	149	66	13006	87	60.0	216	542	284	752	138	+11.49	494	403	485 - 447=38
Zack Journey	154	61	11130	72	51.5	204	564	277	786	148	+6.58	495	419	506 - 459=47
Craig Schutt	151	64	13610	90	60.5	206	500	271	695	150	+1.22	526	432	487 - 450=37

8 - Auto Central

Name	Ave	HDCP	Pins	Gms	Points	High	High	HDCP	HDCP	Most Improved		To Raise	To Drop	Weekly Over Ave
					Won	Game	Sers	Game	Sers	Ave	+/-	Avg +1	Avg -1	Series Ave +/-
Mark Woodside	147	68	10468	71	49.0	189	500	259	710	147	+0.44	484	409	384 - 444=-60
Chris Stapleton	164	51	13821	84	50.0	211	544	263	703	163	+1.54	534	446	501 - 492=9
Bob Cherry	166	49	14957	90	53.0	238	587	290	743	164	+2.19	574	480	417 - 501=-84
Kevin Moriarty	174	41	15217	87	37.5	215	592	253	703	180	-5.09	533	442	519 - 522=-3
Travys Woodside	165	50	6933	42	25.0	230	547	283	712	160	+5.07	537	491	
John Krotz	177	38	8520	48	32.5	242	586	284	712	172	+5.50	558	506	532 - 531=1

9 - Lethal Injection Diesel

Name	Ave	HDCP	Pins	Gms	Points	High	High	HDCP	HDCP	Most Improved		To Raise	To Drop	Weekly Over Ave
					Won	Game	Sers	Game	Sers	Ave	+/-	Avg +1	Avg -1	Series Ave +/-
Vaughn Cook	118	97	6777	57	39.0	153	413	263	722	114	+4.89	363	302	
Kenny VanHorn	113	102	3057	27	12.0	139	390	242	696	115	-1.78	363	332	
Darcy Huffman	143	72	10340	72	42.5	200	509	270	725	145	-1.39	460	384	410 - 429=-19
Kenny Wright	148	67	5782	39	26.5	187	518	256	746	147	+1.26	476	433	
Mike McCollough	152	63	5026	33	25.5	223	524	288	719	150	+2.30	482	445	386 - 462=-76
Noel Carnahan	155	60	12575	81	57.5	231	625	296	820	149	+6.25	529	444	573 - 459=114
Ryan Meyer	167	48	12035	72	45.5	245	584	294	736	163	+4.15	565	489	549 - 498=51
Bryon Sazama	188	27	10186	54	44.0	247	671	293	761	184	+4.63	587	529	

10 - Kirkland Siding

Name	Ave	HDCP	Pins	Gms	Points	High	High	HDCP	HDCP	Most Improved		To Raise	To Drop	Weekly Over Ave
					Won	Game	Sers	Game	Sers	Ave	+/-	Avg +1	Avg -1	Series Ave +/-
Flip Fisher	156	59	11748	75	48.5	237	577	300	772	139	+17.64	498	419	458 - 468=-10
Bobby Turner Jr	183	32	3302	18	11.5	212	627	251	744			562	540	
Bill Kirkland	158	57	14230	90	61.5	203	523	262	705	157	+1.11	557	463	491 - 471=20
Russ Zink	165	50	7940	48	26.0	232	591	283	750	162	+3.42	526	474	454 - 498=-44
Jarvis Culler	198	17	15901	80	48.0	277	690	295	782	192	+6.76	616	532	604 - 594=10
Brad Olson	186	29	16211	87	50.0	257	677	292	791	181	+5.33	619	528	522 - 558=-36

11 - Eustis Body Shop

Name	Ave	HDCP	Pins	Gms	Points	High	High	HDCP	HDCP	Most Improved		To Raise	To Drop	Weekly Over Ave
					Won	Game	Sers	Game	Sers	Ave	+/-	Avg +1	Avg -1	Series Ave +/-
Glen Brown	173	42	9343	54	39.5	243	616	295	760	168	+5.02	575	517	498 - 519=-21
Mark Bowman	178	37	6974	39	22.5	253	591	283	713	177	+1.82	544	501	
James Leibhart	186	29	6155	33	24.5	232	642	263	726	182	+4.52	577	540	549 - 558=-9
Bill Robinson	196	19	14752	75	56.5	277	695	300	788	191	+5.69	614	535	594 - 588=6
Omar Whitfield	178	37	1603	9	7.0	206	562	245	679			545	532	
Dave Fread	203	12	17111	84	55.0	280	727	300	778	186	+17.70	637	549	
Shay Robinson	200	15	15019	75	45.5	279	689	297	770	187	+13.25	659	580	612 - 600=12
Sam Fread	231	0	17361	75	70.5	298	833	298	833	225	+6.48	735	656	730 - 690=40

12 - Big Apple Fun Center

Name	Ave	HDCP	Pins	Gms	Points	High	High	HDCP	HDCP	Most Improved		To Raise	To Drop	Weekly Over Ave
					Won	Game	Sers	Game	Sers	Ave	+/-	Avg +1	Avg -1	Series Ave +/-
Kenny Owen	181	34	8155	45	29.0	249	607	289	716	176	+5.22	581	532	607 - 537=70
Mark Elstermeier	163	52	5901	36	23.0	210	570	266	738	160	+3.92	495	455	490 - 489=1
Nick Kidd	189	26	10165	54	38.0	276	689	300	782	178	+10.24	608	550	
Brent Hollis	160	55	7224	45	35.5	226	532	285	736	156	+4.53	504	455	
Bob Vogt	174	41	13604	78	50.0	248	614	296	767	168	+6.41	571	489	542 - 522=20
Jared Samuelson	192	23	13279	69	45.5	256	688	280	757	189	+3.45	617	544	608 - 573=35
Carter Hollis	210	5	18312	87	64.0	277	740	282	755	204	+6.48	678	587	705 - 627=78

Temporary Substitutes

Name	Ave	HDCP	Pins	Gms	Points	High	High	HDCP	HDCP	Most Improved		To Raise	To Drop	Weekly Over Ave
					Won	Game	Sers	Game	Sers	Ave	+/-	Avg +1	Avg -1	Series Ave +/-
Doug Althouse	bk154	61	484	3	4.0	166	484	227	667			488	481	
Shawn Carson	181	34	3258	18	13.0	233	590	279	717			564	542	505 - 549=-44
Jim Dalland	189	26	569	3	2.0	198	569	224	647			571	564	
Larry Harrington	168	47	2527	15	6.0	214	551	265	704			515	496	
Harry Husman	bk125	90	391	3	2.0	132	391	222	661			395	388	
Dave Jamrog	bk143	72	445	3	4.0	165	445	237	661			449	442	
Scott Johnson	171	44	514	3	2.0	185	514	229	646			518	511	
Gil Kindsfater	183	32	3307	18	7.0	232	600	265	699			557	535	514 - 558=-44
Ray Lee	bk155	60	430	3	1.0	156	430	216	610			434	427	
Marvin Miller	141	74	2124	15	7.0	169	449	245	686			432	413	
Pat Murphy	138	77	1105	8	7.0	168	487	253	742			424	412	
Mick Patsios	161	54	3868	24	17.0	218	536	279	719	160	+1.17	506	478	
Greg Pettit	195	20	9983	51	24.0	263	655	286	708	201	-5.25	601	546	571 - 588=-17
Jeff Poland	148	67	2232	15	7.0	171	475	251	718			450	431	
Brandon Schade	173	42	1564	9	5.5	214	587	261	728			524	511	
Bryan Schirmer	214	1	644	3	3.0	224	644	225	647			646	639	
Don Sluti	124	91	2621	21	18.0	156	416	247	698	124	+0.81	379	354	
Jeff Snodgrass	bk124	91	397	3	3.0	150	397	241	670			401	394	
Bob Verbeck	154	61	1390	9	2.0	181	489	229	633			470	457	
Dirk Yonkers	159	56	1912	12	8.0	201	538	264	727			488	472	

High Individual Match Points

70.5 Sam Fread	68 Doug Giles	65 Bob Stevens	64 Carter Hollis
62 Matt Young	62 Matt Cacy	61.5 Scott Bauer	61.5 Bill Kirkland
61 LeRoy Hoss	60.5 Tom Richmond	60.5 Craig Schutt	60 Ivan Stones
60 Trevor Roberts	58.5 Tom McLeod	58 Chuck Brisbin	57.5 Noel Carnahan

Most Improved Average

186	to	203.70	=	+17.70	Dave Fread	139	to	156.64	=	+17.64	Flip Fisher
185	to	201.77	=	+16.77	Tom Richmond	140	to	155.49	=	+15.49	Bob Stevens
187	to	200.25	=	+13.25	Shay Robinson	140	to	151.89	=	+11.89	Matt Cacy
138	to	149.49	=	+11.49	Trevor Roberts	177	to	185.73	=	+8.73	Tom McLeod
200	to	208.49	=	+8.49	Chuck Brisbin	166	to	174.32	=	+8.32	David Hibberd

Most Un-Improved Averages

182	to	176.21	=	-5.79	Josh Krolikowski	201	to	195.75	=	-5.25	Greg Pettit
180	to	174.91	=	-5.09	Kevin Moriarty	185	to	180.85	=	-4.15	Ryan Grotrian
205	to	200.91	=	-4.09	Jerred Johnson	193	to	189.24	=	-3.76	Kelly McFadden
140	to	137.32	=	-2.68	Ron Studnicka	115	to	113.22	=	-1.78	Kenny VanHorn
145	to	143.61	=	-1.39	Darcy Huffman	184	to	182.83	=	-1.17	Darrin Karsten

Classic 2018-19

Big Apple Fun Center Reprint of Scores -- Week 30

Lane 1 8 - Auto Central Week 30 4/15/2019

Name	Old	Old						HDCP
	Ave	HDCP	-1-	-2-	-3-	Total	Total	
Mark A. Woodside	148	67	119	130	135	384	585	
Chris L. Stapleton	164	51	160	172	169	501	654	
Bob Cherry	167	48	142	133	142	417	561	
Kevin L. Moriarty	174	41	155	172	192	519	642	
John Krotz	177	38	181	175	176	532	646	
			====	====	====	====	====	
Scratch Total			757	782	814	2353	2353	
Handicap			245	245	245		735	
Total			1002	1027	1059	2353	3088	
Team Points Won			0.0	0.0	0.0	0.0	0.0	
Match Points Won			1.0	2.0	2.0	5.0	5.0	
Total Points Won			1.0	2.0	2.0	5.0	5.0	

Lane 2 1 - Old Chicago Week 30 4/15/2019

Name	Old	Old						HDCP
	Ave	HDCP	-1-	-2-	-3-	Total	Total	
Matt A. Cacy	152	63	156	117	165	438	627	
Levi M. Clark	154	61	157	154	203	514	697	
Scott B. vonAschwege	178	37	197	203	214	614	725	
Ryan D. Clark	182	33	212	216	150	578	677	
Tom McLeod	185	30	171	235	164	570	660	
			====	====	====	====	====	
Scratch Total			893	925	896	2714	2714	
Handicap			224	224	224		672	
Total			1117	1149	1120	2714	3386	
Team Points Won			5.0	5.0	5.0	20.0	20.0	
Match Points Won			4.0	3.0	3.0	15.0	15.0	
Total Points Won			9.0	8.0	8.0	35.0	35.0	

Lane 3 7 - DMilaco Week 30 4/15/2019

Name	Old	Old						HDCP
	Ave	HDCP	-1-	-2-	-3-	Total	Total	
Matt Young	112	103	112	125	127	364	673	
Joe Dreyer	137	78	138	122	157	417	651	
Trevor A. Roberts	149	66	142	186	157	485	683	
Zack T. Journey	153	62	157	185	164	506	692	
Craig A. Schutt	150	65	146	159	182	487	682	
			====	====	====	====	====	
Scratch Total			695	777	787	2259	2259	
Handicap			374	374	374		1122	
Total			1069	1151	1161	2259	3381	
Team Points Won			0.0	0.0	5.0	10.0	10.0	
Match Points Won			1.0	3.0	4.0	12.0	12.0	
Total Points Won			1.0	3.0	9.0	22.0	22.0	

Lane 4 11 - Eustis Body Shop Week 30 4/15/2019

Name	Old	Old						HDCP
	Ave	HDCP	-1-	-2-	-3-	Total	Total	
Glen A. Brown	173	42	187	166	145	498	624	
James M. Leibhart	186	29	198	212	139	549	636	
Bill J. Robinson	196	19	166	221	207	594	651	
Shay W. Robinson	200	15	237	215	160	612	657	
Sam L. Fread	230	0	248	247	235	730	730	
			====	====	====	====	====	
Scratch Total			1036	1061	886	2983	2983	
Handicap			105	105	105		315	
Total			1141	1166	991	2983	3298	
Team Points Won			5.0	5.0	0.0	10.0	10.0	
Match Points Won			4.0	2.0	1.0	8.0	8.0	
Total Points Won			9.0	7.0	1.0	18.0	18.0	

Lane 5 2 - Chicken Coop Week 30 4/15/2019

Name	Old	Old						HDCP
	Ave	HDCP	-1-	-2-	-3-	Total	Total	
Chuck M. Brisbin	208	7	208	228	161	597	618	
Scott A. Bauer	199	16	234	226	147	607	655	
Shawn Carson	183	32	165	170	170	505	601	
Tom Richmond	201	14	179	196	228	603	645	
Jason D. Stubbs	178	37	171	156	160	487	598	
			====	====	====	====	====	
Scratch Total			957	976	866	2799	2799	
Handicap			106	106	106		318	
Total			1063	1082	972	2799	3117	
Team Points Won			0.0	0.0	0.0	0.0	0.0	
Match Points Won			2.0	1.0	2.0	7.0	7.0	
Total Points Won			2.0	1.0	2.0	7.0	7.0	

Lane 6 3 - Cunninghams Week 30 4/15/2019

Name	Old	Old						HDCP
	Ave	HDCP	-1-	-2-	-3-	Total	Total	
Jeff A. Fruhling	184	31	159	233	174	566	659	
Chris R. Lytle	188	27	183	161	211	555	636	
Doug Giles	176	39	187	188	166	541	658	
Josh K. Krolikowski	176	39	182	185	147	514	631	
Larry K. Giddings	187	28	194	175	157	526	610	
			====	====	====	====	====	
Scratch Total			905	942	855	2702	2702	
Handicap			164	164	164		492	
Total			1069	1106	1019	2702	3194	
Team Points Won			5.0	5.0	5.0	20.0	20.0	
Match Points Won			3.0	4.0	3.0	13.0	13.0	
Total Points Won			8.0	9.0	8.0	33.0	33.0	

Lane 7 12 - Big Apple Fun Center Week 30 4/15/2019

Name	Old	Old						HDCP
	Ave	HDCP	-1-	-2-	-3-	Total	Total	
Kenny Owen	179	36	183	216	208	607	715	
Mark N. Elstermeier	163	52	169	166	155	490	646	
Bob G. Vogt	174	41	184	187	171	542	665	
Jared J. Samuelson	191	24	166	199	243	608	680	
Carter R. Hollis	209	6	234	223	248	705	723	
			====	====	====	====	====	
Scratch Total			936	991	1025	2952	2952	
Handicap			159	159	159		477	
Total			1095	1150	1184	2952	3429	
Team Points Won			0.0	5.0	5.0	15.0	15.0	
Match Points Won			1.0	4.0	3.0	11.0	11.0	
Total Points Won			1.0	9.0	8.0	26.0	26.0	

Lane 8 9 - Lethal Injection Diesel Week 30 4/15/2019

Name	Old	Old						HDCP
	Ave	HDCP	-1-	-2-	-3-	Total	Total	
Darcy W. Huffman	143	72	157	115	138	410	626	
Greg A. Pettit	196	19	204	180	187	571	628	
Ryan Meyer	166	49	200	161	188	549	696	
Noel Carnahan	153	62	181	182	210	573	759	
Mike McCollough	154	61	117	120	149	386	569	
			====	====	====	====	====	
Scratch Total			859	758	872	2489	2489	
Handicap			263	263	263		789	
Total			1122	1021	1135	2489	3278	
Team Points Won			5.0	0.0	0.0	5.0	5.0	
Match Points Won			4.0	1.0	2.0	9.0	9.0	
Total Points Won			9.0	1.0	2.0	14.0	14.0	

Lane 9 10 - Kirkland Siding Week 30 4/15/2019

Name	Old Ave	Old HDCP	-1-	-2-	-3-	Total	HDCP Total
Flip Fisher	156	59	168	136	154	458	635
Bill Kirkland	157	58	144	169	178	491	665
Russ Zink	166	49	162	146	146	454	601
Jarvis J. Culler	198	17	179	213	212	604	655
Brad M. Olson	186	29	180	172	170	522	609
			====	====	====	====	====
Scratch Total			833	836	860	2529	2529
Handicap			212	212	212		636
Total			1045	1048	1072	2529	3165
Team Points Won			0.0	0.0	5.0	10.0	10.0
Match Points Won			1.0	3.0	3.0	9.0	9.0
Total Points Won			1.0	3.0	8.0	19.0	19.0

Lane 11 4 - Mad Doctors Week 30 4/15/2019

Name	Old Ave	Old HDCP	-1-	-2-	-3-	Total	HDCP Total
Brandon L. Young	130	85	128	109	159	396	651
Earl E. Rademacher	134	81	156	144	138	438	681
Roger P. Davis	139	76	112	171	141	424	652
John R. McKirahan	154	61	222	132	125	479	662
Randy A. Myers	195	20	178	199	190	567	627
			====	====	====	====	====
Scratch Total			796	755	753	2304	2304
Handicap			323	323	323		969
Total			1119	1078	1076	2304	3273
Team Points Won			5.0	5.0	5.0	20.0	20.0
Match Points Won			2.0	3.0	4.0	13.0	13.0
Total Points Won			7.0	8.0	9.0	33.0	33.0

Lane 10 5 - Wilke Contracting Corp. Week 30 4/15/2019

Name	Old Ave	Old HDCP	-1-	-2-	-3-	Total	HDCP Total
Ron J. Studnicka	136	79	161	168	141	470	707
Matt M. Messersmith	197	18	188	173	138	499	553
LeRoy H. Hoss	150	65	115	232	119	466	661
Gil K. Kindsfater	186	29	191	190	133	514	601
David D. Hibberd	174	41	201	159	159	519	642
			====	====	====	====	====
Scratch Total			856	922	690	2468	2468
Handicap			232	232	232		696
Total			1088	1154	922	2468	3164
Team Points Won			5.0	5.0	0.0	10.0	10.0
Match Points Won			4.0	2.0	2.0	11.0	11.0
Total Points Won			9.0	7.0	2.0	21.0	21.0

Lane 12 6 - West Week 30 4/15/2019

Name	Old Ave	Old HDCP	-1-	-2-	-3-	Total	HDCP Total
Ivan D. Stones	165	50	201	137	162	500	650
Johnny Nikkila	176	39	139	198	149	486	603
Bob Stevens	155	60	196	139	149	484	664
Gary D. Hatcher	178	37	169	190	172	531	642
Justin R. Swanek	193	22	197	170	159	526	592
			====	====	====	====	====
Scratch Total			902	834	791	2527	2527
Handicap			208	208	208		624
Total			1110	1042	999	2527	3151
Team Points Won			0.0	0.0	0.0	0.0	0.0
Match Points Won			3.0	2.0	1.0	7.0	7.0
Total Points Won			3.0	2.0	1.0	7.0	7.0

Monday 6:30 pm

Big Apple Fun Center

Match Points Won (This Week) -- Week 30

Lane 1 8 - Auto Central

Name	Last Wk	Last Wk	HDCP	HDCP	HDCP	HDCP
	Won	Lost	-1-	-2-	-3-	Total
Mark A. Woodside	1.0	3.0	186	197	202	585
Chris L. Stapleton	1.0	3.0	211	223	220	654
Bob Cherry		4.0	190	181	190	561
Kevin L. Moriarty	1.0	3.0	196	213	233	642
John Krotz	2.0	2.0	219	213	214	646
Travys M. Woodside						0

Lane 2 1 - Old Chicago

Name	Last Wk	Last Wk	HDCP	HDCP	HDCP	HDCP
	Won	Lost	-1-	-2-	-3-	Total
Matt A. Cacy	3.0	1.0	219	180	228	627
Levi M. Clark	3.0	1.0	218	215	264	697
Scott B. vonAschwege	4.0		234	240	251	725
Ryan D. Clark	3.0	1.0	245	249	183	677
Tom McLeod	2.0	2.0	201	265	194	660
Aaron M. Gottsch						0
Darrin W. Karsten						0
Kelly R. McFadden						0

Lane 3 7 - DMilaco

Name	Last Wk	Last Wk	HDCP	HDCP	HDCP	HDCP
	Won	Lost	-1-	-2-	-3-	Total
Matt Young	3.0	1.0	215	228	230	673
Joe Dreyer	2.0	2.0	216	200	235	651
Trevor A. Roberts	3.0	1.0	208	252	223	683
Zack T. Journey	3.0	1.0	219	247	226	692
Craig A. Schutt	1.0	3.0	211	224	247	682

Lane 4 11 - Eustis Body Shop

Name	Last Wk	Last Wk	HDCP	HDCP	HDCP	HDCP
	Won	Lost	-1-	-2-	-3-	Total
Glen A. Brown	1.0	3.0	229	208	187	624
James M. Leibhart	2.0	2.0	227	241	168	636
Bill J. Robinson	1.0	3.0	185	240	226	651
Shay W. Robinson	1.0	3.0	252	230	175	657
Sam L. Fread	3.0	1.0	248	247	235	730
Mark A. Bowman						0
Omar B. Whitfield						0
Dave Fread						0

Lane 5 2 - Chicken Coop

Name	Last Wk	Last Wk	HDCP	HDCP	HDCP	HDCP
	Won	Lost	-1-	-2-	-3-	Total
Chuck M. Brisbin	1.0	3.0	215	235	168	618
Scott A. Bauer	3.0	1.0	250	242	163	655
Shawn Carson		4.0	197	202	202	601
Tom Richmond	2.0	2.0	193	210	242	645
Jason D. Stubbs	1.0	3.0	208	193	197	598
Todd M. Mathews						0
Mark A. Yonkers						0
Logan M. Wirth						0

Lane 6 3 - Cunninghams

Name	Last Wk	Last Wk	HDCP	HDCP	HDCP	HDCP
	Won	Lost	-1-	-2-	-3-	Total
Jeff A. Fruhling	3.0	1.0	190	264	205	659
Chris R. Lytle	1.0	3.0	210	188	238	636
Doug Giles	4.0		226	227	205	658
Josh K. Krolkowski	2.0	2.0	221	224	186	631
Larry K. Giddings	3.0	1.0	222	203	185	610
Jerred J. Johnson						0
Jeremy J. Dalland						0

Lane 7 12 - Big Apple Fun Center

Name	Last Wk	Last Wk	HDCP	HDCP	HDCP	HDCP
	Won	Lost	-1-	-2-	-3-	Total
Kenny Owen	3.0	1.0	219	252	244	715
Mark N. Elstermeier	3.0	1.0	221	218	207	646
Bob G. Vogt	1.0	3.0	225	228	212	665
Jared J. Samuelson		4.0	190	223	267	680
Carter R. Hollis	4.0		240	229	254	723
Nick Kidd						0
Brent E. Hollis						0

Lane 8 9 - Lethal Injection Diesel

Name	Last Wk	Last Wk	HDCP	HDCP	HDCP	HDCP
	Won	Lost	-1-	-2-	-3-	Total
Darcy W. Huffman	1.0	3.0	229	187	210	626
Greg A. Pettit	1.0	3.0	223	199	206	628
Ryan Meyer	3.0	1.0	249	210	237	696
Noel Carnahan	4.0		243	244	272	759
Mike McCollough		4.0	178	181	210	569
Vaughn L. Cook						0
Kenny J. VanHorn						0
Kenny Wright						0
Bryon J. Sazama						0

Lane 9 10 - Kirkland Siding

Name	Last Wk	Last Wk	HDCP	HDCP	HDCP	HDCP
	Won	Lost	-1-	-2-	-3-	Total
Flip Fisher		4.0	227	195	213	635
Bill Kirkland	3.0	1.0	202	227	236	665
Russ Zink	2.0	2.0	211	195	195	601
Jarvis J. Culler	3.0	1.0	196	230	229	655
Brad M. Olson	1.0	3.0	209	201	199	609
Bobby Turner Jr						0

Lane 10 5 - Wilke Contracting Corp.

Name	Last Wk	Last Wk	HDCP	HDCP	HDCP	HDCP
	Won	Lost	-1-	-2-	-3-	Total
Ron J. Studnicka	4.0		240	247	220	707
Matt M. Messersmith	1.0	3.0	206	191	156	553
LeRoy H. Hoss	2.0	2.0	180	297	184	661
Gil K. Kindsfater	1.0	3.0	220	219	162	601
David D. Hibberd	3.0	1.0	242	200	200	642
Dave L. Wilke						0
Lloyd A. Wilke						0

Lane 11 4 - Mad Doctors

Name	Last Wk	Last Wk	HDCP	HDCP	HDCP	HDCP
	Won	Lost	-1-	-2-	-3-	Total
Brandon L. Young	3.0	1.0	213	194	244	651
Earl E. Rademacher	3.0	1.0	237	225	219	681
Roger P. Davis	2.0	2.0	188	247	217	652
John R. McKirahan	2.0	2.0	283	193	186	662
Randy A. Myers	3.0	1.0	198	219	210	627

Lane 12 6 - West

Name	Last Wk	Last Wk	HDCP	HDCP	HDCP	HDCP
	Won	Lost	-1-	-2-	-3-	Total
Ivan D. Stones	1.0	3.0	251	187	212	650
Johnny Nikkila	1.0	3.0	178	237	188	603
Bob Stevens	2.0	2.0	256	199	209	664
Gary D. Hatcher	2.0	2.0	206	227	209	642
Justin R. Swanek	1.0	3.0	219	192	181	592

Monday 6:30 pm

Big Apple Fun Center Match Points Won (Total for Year)

Name	Ave	Gms	Points		%Won	Name	Ave	Gms	Points		%Won
			Won	Lost					Won	Lost	
Sam L. Fread	231	75	70.5	29.5	70.50%	Kevin L. Moriarty	174	87	37.5	78.5	32.33%
Douglas A. Giles	176	90	68.0	52.0	56.67%	Brent E. Hollis	160	45	35.5	24.5	59.17%
Robert W. Stevens	155	90	65.0	55.0	54.17%	Todd M. Mathews	210	36	34.5	13.5	71.88%
Carter R. Hollis	210	87	64.0	52.0	55.17%	Scott Matteson	137	51	34.5	33.5	50.74%
Matthew J. Young	112	87	62.0	54.0	53.45%	Chris L. Exstrom	141	54	33.5	38.5	46.53%
Matt A. Cacy	151	72	62.0	34.0	64.58%	Lloyd A. Wilke	140	51	33.0	35.0	48.53%
Scott A. Bauer	199	78	61.5	42.5	59.13%	Johnny L. Krotz	177	48	32.5	31.5	50.78%
William D. Kirkland	158	90	61.5	58.5	51.25%	Justin R. Swanek	192	54	32.0	40.0	44.44%
LeRoy H. Hoss	150	90	61.0	59.0	50.83%	Scott B. vonAschwege	180	42	32.0	24.0	57.14%
Thomas C. Richmond	201	78	60.5	43.5	58.17%	Dave L. Wilke	151	54	29.0	43.0	40.28%
Craig A. Schutt	151	90	60.5	59.5	50.42%	Kenneth A. Owen	181	45	29.0	31.0	48.33%
Ivan D. Stones	165	90	60.0	60.0	50.00%	Josh K. Krolikowski	176	48	28.5	35.5	44.53%
Trevor A. Roberts	149	87	60.0	56.0	51.72%	Matt M. Messersmith	195	60	28.0	52.0	35.00%
Thomas E. McLeod	185	75	58.5	41.5	58.50%	Larry K. Giddings	186	39	27.0	25.0	51.92%
Chuck M. Brisbin	208	78	58.0	46.0	55.77%	Kenneth W. Wright	148	39	26.5	25.5	50.96%
Noel Carnahan	155	81	57.5	50.5	53.24%	Aaron M. Gottsch	168	39	26.0	26.0	50.00%
John L. Nikkila	175	81	57.0	51.0	52.78%	Russell L. Zink	165	48	26.0	38.0	40.63%
David D. Hibberd	174	84	57.0	55.0	50.89%	John R. McKirahan	154	45	26.0	34.0	43.33%
Bill J. Robinson	196	75	56.5	43.5	56.50%	Michael S. McCollough	152	33	25.5	18.5	57.95%
Gary D. Hatcher	178	81	55.5	52.5	51.39%	Travys M. Woodside	165	42	25.0	31.0	44.64%
David L. Fread	203	84	55.0	57.0	49.11%	James M. Leibhart	186	33	24.5	19.5	55.68%
Chris R. Lytle	188	87	54.0	62.0	46.55%	Greg A. Pettit	195	51	24.0	44.0	35.29%
Robert L. Cherry	166	90	53.0	67.0	44.17%	Mark N. Elstermeier	163	36	23.0	29.0	44.23%
Jeremy J. Dalland	218	71	52.5	43.5	54.69%	Roger P. Davis	139	48	22.5	45.5	33.09%
Zack T. Journey	154	72	51.5	44.5	53.65%	Mark A. Bowman	178	39	22.5	29.5	43.27%
William J. Dreyer	138	90	51.0	69.0	42.50%	Kelly R. McFadden	189	45	21.0	39.0	35.00%
Chris L. Stapleton	164	84	50.0	62.0	44.64%	Donald G. Sluti	124	21	18.0	10.0	64.29%
Bob G. Vogt	174	78	50.0	54.0	48.08%	Ryan M. Grotrian	180	27	17.0	19.0	47.22%
Brad M. Olson	186	87	50.0	66.0	43.10%	Mick R. Patsios	161	24	17.0	19.0	47.22%
Mark A. Woodside	147	71	49.0	47.0	51.04%	Jerred J. Johnson	200	33	16.5	27.5	37.50%
Jeff A. Fruhling	185	72	48.5	47.5	50.52%	Shawn Carson	181	18	13.0	11.0	54.17%
F.S. Fisher	156	75	48.5	51.5	48.50%	Kenny J. VanHorn	113	27	12.0	24.0	33.33%
Logan M. Wirth	205	66	48.0	40.0	54.55%	Mark A. Yonkers	171	18	12.0	12.0	50.00%
Jarvis J. Culler	198	80	48.0	60.0	44.44%	Robert L. Turner Jr	183	18	11.5	12.5	47.92%
Brandon L. Young	130	66	47.5	40.5	53.98%	Dirk C. Yonkers	159	12	8.0	8.0	50.00%
Levi M. Clark	155	57	47.0	29.0	61.84%	Omar B. Whitfield	178	9	7.0	5.0	58.33%
Darrin W. Karsten	182	66	47.0	41.0	53.41%	Marvin E. Miller	141	15	7.0	13.0	35.00%
Jason D. Stubbs	177	66	46.0	42.0	52.27%	Patrick J. Murphy	138	8	7.0	5.0	58.33%
Shay W. Robinson	200	75	45.5	54.5	45.50%	Jeff C. Poland	148	15	7.0	13.0	35.00%
Jared J. Samuelson	192	69	45.5	46.5	49.46%	Gil K. Kindsfater	183	18	7.0	17.0	29.17%
Kenneth R. Meyer	167	72	45.5	50.5	47.40%	Larry L. Harrington	168	15	6.0	14.0	30.00%
Randy A. Myers	194	66	45.0	43.0	51.14%	Brandon L. Schade	173	9	5.5	6.5	45.83%
Earl E. Rademacher	134	63	45.0	43.0	51.14%	Douglas J. Althouse	bk154	3	4.0		100.00%
Bryon J. Sazama	188	54	44.0	28.0	61.11%	David M. Jamrog	bk143	3	4.0		100.00%
Ron J. Studnicka	137	87	44.0	72.0	37.93%	Bryan A. Schirmer	214	3	3.0	1.0	75.00%
Darcy W. Huffman	143	72	42.5	53.5	44.27%	Jeff D. Snodgrass	bk124	3	3.0	1.0	75.00%
Bruce A. Hatcher	204	54	40.0	32.0	55.56%	Robert E. Verbeck	154	9	2.0	10.0	16.67%
Ryan D. Clark	182	54	40.0	32.0	55.56%	James E. Dalland	189	3	2.0	2.0	50.00%
Glen A. Brown	173	54	39.5	32.5	54.86%	Scott A. Johnson	171	3	2.0	2.0	50.00%
Vaughn L. Cook	118	57	39.0	37.0	51.32%	Harry R. Husman	bk125	3	2.0	2.0	50.00%
Nicholas H. Kidd	r189	54	38.0	34.0	52.78%	Ray K. Lee	bk155	3	1.0	3.0	25.00%

Monday 6:30 pm

Big Apple Fun Center

Change in Average

Name	-----Old-----		Old	---Average Change---					Weekly Over Ave	
	Pins	Games	Ave	-1-	-2-	-3-	Total	New - Old	----> +/-	Series Ave +/-
Doug Althouse	484	3bk154					0	161.33 - 161.33	= 0.00	
Scott A. Bauer	14925	75	199	234	226	147	607	199.13 - 199.00	= 0.13	607 - 597=10
Mark A. Bowman	6974	39	178				0	178.82 - 178.82	= 0.00	
Chuck M. Brisbin	15665	75	208	208	228	161	597	208.49 - 208.87	= -0.38	597 - 624=-27
Glen A. Brown	8845	51	173	187	166	145	498	173.02 - 173.43	= -0.41	498 - 519=-21
Matt A. Cacy	10498	69	152	156	117	165	438	151.89 - 152.14	= -0.26	438 - 456=-18
Noel Carnahan	12002	78	153	181	182	210	573	155.25 - 153.87	= 1.38	573 - 459=114
Shawn Carson	2753	15	183	165	170	170	505	181.00 - 183.53	= -2.53	505 - 549=-44
Bob Cherry	14540	87	167	142	133	142	417	166.19 - 167.13	= -0.94	417 - 501=-84
Levi M. Clark	8323	54	154	157	154	203	514	155.04 - 154.13	= 0.91	514 - 462=52
Ryan D. Clark	9292	51	182	212	216	150	578	182.78 - 182.20	= 0.58	578 - 546=32
Vaughn L. Cook	6777	57	118				0	118.89 - 118.89	= 0.00	
Jarvis J. Culler	15297	77	198	179	213	212	604	198.76 - 198.66	= 0.10	604 - 594=10
Jim Dalland	569	3	189				0	189.67 - 189.67	= 0.00	
Jeremy J. Dalland	15500	71	218				0	218.31 - 218.31	= 0.00	
Roger P. Davis	6262	45	139	112	171	141	424	139.29 - 139.16	= 0.14	424 - 417=7
Joe Dreyer	12004	87	137	138	122	157	417	138.01 - 137.98	= 0.03	417 - 411=6
Mark N. Elstermeier	5411	33	163	169	166	155	490	163.92 - 163.97	= -0.05	490 - 489=1
Chris L. Exstrom	7636	54	141				0	141.41 - 141.41	= 0.00	
Flip Fisher	11290	72	156	168	136	154	458	156.64 - 156.81	= -0.17	458 - 468=-10
Dave Fread	17111	84	203				0	203.70 - 203.70	= 0.00	
Sam L. Fread	16631	72	230	248	247	235	730	231.48 - 230.99	= 0.49	730 - 690=40
Jeff A. Fruhling	12763	69	184	159	233	174	566	185.13 - 184.97	= 0.15	566 - 552=14
Larry K. Giddings	6733	36	187	194	175	157	526	186.13 - 187.03	= -0.90	526 - 561=-35
Doug Giles	15381	87	176	187	188	166	541	176.91 - 176.79	= 0.12	541 - 528=13
Aaron M. Gottsch	6584	39	168				0	168.82 - 168.82	= 0.00	
Ryan M. Grotrian	4883	27	180				0	180.85 - 180.85	= 0.00	
Larry L. Harrington	2527	15	168				0	168.47 - 168.47	= 0.00	
Bruce A. Hatcher	11066	54	204				0	204.93 - 204.93	= 0.00	
Gary D. Hatcher	13909	78	178	169	190	172	531	178.27 - 178.32	= -0.05	531 - 534=-3
David D. Hibberd	14124	81	174	201	159	159	519	174.32 - 174.37	= -0.05	519 - 522=-3
Brent E. Hollis	7224	45	160				0	160.53 - 160.53	= 0.00	
Carter R. Hollis	17607	84	209	234	223	248	705	210.48 - 209.61	= 0.88	705 - 627=78
LeRoy H. Hoss	13068	87	150	115	232	119	466	150.38 - 150.21	= 0.17	466 - 450=16
Darcy W. Huffman	9930	69	143	157	115	138	410	143.61 - 143.91	= -0.30	410 - 429=-19
Harry R. Husman	391	3bk125					0	130.33 - 130.33	= 0.00	
Dave Jamrog	445	3bk143					0	148.33 - 148.33	= 0.00	
Jerred J. Johnson	6630	33	200				0	200.91 - 200.91	= 0.00	

Name	-----Old-----		Old					---Average Change---			Weekly Over Ave
	Pins	Games	Ave	-1-	-2-	-3-	Total	New	Old	----> +/-	Series Ave +/-
Scott A. Johnson	514	3	171				0	171.33	- 171.33	= 0.00	
Zack T. Journey	10624	69	153	157	185	164	506	154.58	- 153.97	= 0.61	506 - 459=47
Darrin W. Karsten	12067	66	182				0	182.83	- 182.83	= 0.00	
Nick Kidd	10165	54	189				0	188.24	- 188.24	= 0.00	
Gil K. Kindsfater	2793	15	186	191	190	133	514	183.72	- 186.20	= -2.48	514 - 558=-44
Bill Kirkland	13739	87	157	144	169	178	491	158.11	- 157.92	= 0.19	491 - 471=20
Josh K. Krolikowski	7944	45	176	182	185	147	514	176.21	- 176.53	= -0.33	514 - 528=-14
John Krotz	7988	45	177	181	175	176	532	177.50	- 177.51	= -0.01	532 - 531=1
Ray K. Lee	430	3bk155					0	143.33	- 143.33	= 0.00	
James M. Leibhart	5606	30	186	198	212	139	549	186.52	- 186.87	= -0.35	549 - 558=-9
Chris R. Lytle	15862	84	188	183	161	211	555	188.70	- 188.83	= -0.13	555 - 564=-9
Todd M. Mathews	7571	36	210				0	210.31	- 210.31	= 0.00	
Scott Matteson	6992	51	137				0	137.10	- 137.10	= 0.00	
Mike McCollough	4640	30	154	117	120	149	386	152.30	- 154.67	= -2.36	386 - 462=-76
Kelly R. McFadden	8516	45	189				0	189.24	- 189.24	= 0.00	
John R. McKirahan	6479	42	154	222	132	125	479	154.62	- 154.26	= 0.36	479 - 462=17
Tom McLeod	13360	72	185	171	235	164	570	185.73	- 185.56	= 0.18	570 - 555=15
Matt M. Messersmith	11248	57	197	188	173	138	499	195.78	- 197.33	= -1.55	499 - 591=-92
Ryan Meyer	11486	69	166	200	161	188	549	167.15	- 166.46	= 0.69	549 - 498=51
Marvin E. Miller	2124	15	141				0	141.60	- 141.60	= 0.00	
Kevin L. Moriarty	14698	84	174	155	172	192	519	174.91	- 174.98	= -0.07	519 - 522=-3
Pat Murphy	1105	8	138				0	138.13	- 138.13	= 0.00	
Randy A. Myers	12296	63	195	178	199	190	567	194.89	- 195.17	= -0.28	567 - 585=-18
Johnny Nikkila	13733	78	176	139	198	149	486	175.54	- 176.06	= -0.52	486 - 528=-42
Brad M. Olson	15689	84	186	180	172	170	522	186.33	- 186.77	= -0.44	522 - 558=-36
Kenny Owen	7548	42	179	183	216	208	607	181.22	- 179.71	= 1.51	607 - 537=70
Mick R. Patsios	3868	24	161				0	161.17	- 161.17	= 0.00	
Greg A. Pettit	9412	48	196	204	180	187	571	195.75	- 196.08	= -0.34	571 - 588=-17
Jeff C. Poland	2232	15	148				0	148.80	- 148.80	= 0.00	
Earl E. Rademacher	8065	60	134	156	144	138	438	134.97	- 134.42	= 0.55	438 - 402=36
Tom Richmond	15135	75	201	179	196	228	603	201.77	- 201.80	= -0.03	603 - 603=0
Trevor A. Roberts	12521	84	149	142	186	157	485	149.49	- 149.06	= 0.43	485 - 447=38
Bill J. Robinson	14158	72	196	166	221	207	594	196.69	- 196.64	= 0.05	594 - 588=6
Shay W. Robinson	14407	72	200	237	215	160	612	200.25	- 200.10	= 0.16	612 - 600=12
Jared J. Samuelson	12671	66	191	166	199	243	608	192.45	- 191.98	= 0.46	608 - 573=35
Bryon J. Sazama	10186	54	188				0	188.63	- 188.63	= 0.00	
Brandon L. Schade	1564	9	173				0	173.78	- 173.78	= 0.00	
Bryan A. Schirmer	644	3	214				0	214.67	- 214.67	= 0.00	
Craig A. Schutt	13123	87	150	146	159	182	487	151.22	- 150.84	= 0.38	487 - 450=37
Don Sluti	2621	21	124				0	124.81	- 124.81	= 0.00	
Jeff D. Snodgrass	397	3bk124					0	132.33	- 132.33	= 0.00	

Name	-----Old-----		Old					---Average Change---			Weekly Over Ave
	Pins	Games	Ave	-1-	-2-	-3-	Total	New	Old	----> +/-	Series Ave +/-
Chris L. Stapleton	13320	81	164	160	172	169	501	164.54	- 164.44	= 0.09	501 - 492=9
Bob Stevens	13510	87	155	196	139	149	484	155.49	- 155.29	= 0.20	484 - 465=19
Ivan D. Stones	14428	87	165	201	137	162	500	165.87	- 165.84	= 0.03	500 - 495=5
Jason D. Stubbs	11251	63	178	171	156	160	487	177.85	- 178.59	= -0.74	487 - 534=-47
Ron J. Studnicka	11477	84	136	161	168	141	470	137.32	- 136.63	= 0.69	470 - 408=62
Justin R. Swanek	9875	51	193	197	170	159	526	192.61	- 193.63	= -1.02	526 - 579=-53
Bobby Turner Jr	3302	18	183				0	183.44	- 183.44	= 0.00	
Kenny J. VanHorn	3057	27	113				0	113.22	- 113.22	= 0.00	
Bob Verbeck	1390	9	154				0	154.44	- 154.44	= 0.00	
Bob G. Vogt	13062	75	174	184	187	171	542	174.41	- 174.16	= 0.25	542 - 522=20
Scott B. vonAschwege	6948	39	178	197	203	214	614	180.05	- 178.15	= 1.89	614 - 534=80
Omar B. Whitfield	1603	9	178				0	178.11	- 178.11	= 0.00	
Dave L. Wilke	8202	54	151				0	151.89	- 151.89	= 0.00	
Lloyd A. Wilke	7180	51	140				0	140.78	- 140.78	= 0.00	
Logan M. Wirth	13576	66	205				0	205.70	- 205.70	= 0.00	
Mark A. Woodside	10084	68	148	119	130	135	384	147.44	- 148.29	= -0.86	384 - 444=-60
Travys M. Woodside	6933	42	165				0	165.07	- 165.07	= 0.00	
Kenny Wright	5782	39	148				0	148.26	- 148.26	= 0.00	
Dirk C. Yonkers	1912	12	159				0	159.33	- 159.33	= 0.00	
Mark A. Yonkers	3095	18	171				0	171.94	- 171.94	= 0.00	
Brandon L. Young	8236	63	130	128	109	159	396	130.79	- 130.73	= 0.06	396 - 390=6
Matt Young	9416	84	112	112	125	127	364	112.41	- 112.10	= 0.32	364 - 336=28
Russ Zink	7486	45	166	162	146	146	454	165.42	- 166.36	= -0.94	454 - 498=-44

Monday 6:30 pm

Big Apple Fun Center

High Average Listing

Name	True Average	Pins	Gms	To Raise Avg +1	To Drop Avg -1
Sam L. Fread	231.48	17361	75	735	656
Jeremy J. Dalland	218.31	15500	71	706	631
Bryan A. Schirmer	214.67	644	3	646	639
Carter R. Hollis	210.48	18312	87	678	587
Todd M. Mathews	210.31	7571	36	658	618
Chuck M. Brisbin	208.49	16262	78	667	585
Logan M. Wirth	205.70	13576	66	638	568
Bruce A. Hatcher	204.93	11066	54	619	561
David L. Fread	203.70	17111	84	637	549
Thomas C. Richmond	201.77	15738	78	624	542
Jerred J. Johnson	200.91	6630	33	606	569
Shay W. Robinson	200.25	15019	75	659	580
Scott A. Bauer	199.13	15532	78	668	586
Jarvis J. Culler	198.76	15901	80	616	532
Bill J. Robinson	196.69	14752	75	614	535
Matt M. Messersmith	195.78	11747	60	601	537
Greg A. Pettit	195.75	9983	51	601	546
Randy A. Myers	194.89	12863	66	592	522
Justin R. Swanek	192.61	10401	54	600	542
Jared J. Samuelson	192.45	13279	69	617	544
James E. Dalland	189.67	569	3	571	564
Kelly R. McFadden	189.24	8516	45	604	555
Chris R. Lytle	188.70	16417	87	593	502
Bryon J. Sazama	188.63	10186	54	587	529
Nicholas H. Kidd	188.24	10165	54	608	550
James M. Leibhart	186.52	6155	33	577	540
Brad M. Olson	186.33	16211	87	619	528
Larry K. Giddings	186.13	7259	39	595	552
Thomas E. McLeod	185.73	13930	75	578	499
Jeff A. Fruhling	185.13	13329	72	621	545
Gil K. Kindsfater	183.72	3307	18	557	535
Robert L. Turner Jr	183.44	3302	18	562	540
Darrin W. Karsten	182.83	12067	66	560	490
Ryan D. Clark	182.78	9870	54	561	503
Kenneth A. Owen	181.22	8155	45	581	532
Shawn Carson	181.00	3258	18	564	542
Ryan M. Grotrian	180.85	4883	27	547	516
Scott B. vonAschwege	180.05	7562	42	583	537
Mark A. Bowman	178.82	6974	39	544	501
Gary D. Hatcher	178.27	14440	81	596	511
Omar B. Whitfield	178.11	1603	9	545	532
Jason D. Stubbs	177.85	11738	66	544	474
Johnny L. Krotz	177.50	8520	48	558	506
Douglas A. Giles	176.91	15922	90	539	445
Josh K. Krolkowski	176.21	8458	48	569	517
John L. Nikkila	175.54	14219	81	565	480
Kevin L. Moriarty	174.91	15217	87	533	442
Bob G. Vogt	174.41	13604	78	571	489
David D. Hibberd	174.32	14643	84	582	494

<u>Name</u>	<u>True Average</u>	<u>Pins</u>	<u>Gms</u>	<u>To Raise Avg +1</u>	<u>To Drop Avg -1</u>
Brandon L. Schade	173.78	1564	9	524	511
Glen A. Brown	173.02	9343	54	575	517
Mark A. Yonkers	171.94	3095	18	517	495
Scott A. Johnson	171.33	514	3	518	511
Aaron M. Gottsch	168.82	6584	39	514	471
Larry L. Harrington	168.47	2527	15	515	496
Kenneth R. Meyer	167.15	12035	72	565	489
Robert L. Cherry	166.19	14957	90	574	480
Ivan D. Stones	165.87	14928	90	510	416
Russell L. Zink	165.42	7940	48	526	474
Travys M. Woodside	165.07	6933	42	537	491
Chris L. Stapleton	164.54	13821	84	534	446
Mark N. Elstermeier	163.92	5901	36	495	455
Douglas J. Althouse	161.33	484	3	488	481
Mick R. Patsios	161.17	3868	24	506	478
Brent E. Hollis	160.53	7224	45	504	455
Dirk C. Yonkers	159.33	1912	12	488	472
William D. Kirkland	158.11	14230	90	557	463
F.S. Fisher	156.64	11748	75	498	419
Robert W. Stevens	155.49	13994	90	514	420
Noel Carnahan	155.25	12575	81	529	444
Levi M. Clark	155.04	8837	57	523	462
John R. McKirahan	154.62	6958	45	482	433
Zack T. Journey	154.58	11130	72	495	419
Robert E. Verbeck	154.44	1390	9	470	457
Michael S. McCollough	152.30	5026	33	482	445
Dave L. Wilke	151.89	8202	54	462	404
Matt A. Cacy	151.89	10936	72	464	388
Craig A. Schutt	151.22	13610	90	526	432
LeRoy H. Hoss	150.38	13534	90	509	415
Trevor A. Roberts	149.49	13006	87	494	403
Jeff C. Poland	148.80	2232	15	450	431
David M. Jamrog	148.33	445	3	449	442
Kenneth W. Wright	148.26	5782	39	476	433
Mark A. Woodside	147.44	10468	71	484	409
Darcy W. Huffman	143.61	10340	72	460	384
Ray K. Lee	143.33	430	3	434	427
Marvin E. Miller	141.60	2124	15	432	413
Chris L. Exstrom	141.41	7636	54	458	400
Lloyd A. Wilke	140.78	7180	51	434	379
Roger P. Davis	139.29	6686	48	454	402
Patrick J. Murphy	138.13	1105	8	424	412
William J. Dreyer	138.01	12421	90	506	412
Ron J. Studnicka	137.32	11947	87	473	382
Scott Matteson	137.10	6992	51	460	405
Earl E. Rademacher	134.97	8503	63	407	340
Jeff D. Snodgrass	132.33	397	3	401	394
Brandon L. Young	130.79	8632	66	407	337
Harry R. Husman	130.33	391	3	395	388
Donald G. Sluti	124.81	2621	21	379	354
Vaughn L. Cook	118.89	6777	57	363	302
Kenny J. VanHorn	113.22	3057	27	363	332

<u>Name</u>	<u>True Average</u>	<u>Pins</u>	<u>Gms</u>	<u>To Raise Avg +1</u>	<u>To Drop Avg -1</u>
Matthew J. Young	112.41	9780	87	390	299

Monday 6:30 pm

Big Apple Fun Center

Most Pins Over Average

Name	-----Old-----		Old Ave	-1- -2- -3-			Total	---Average Change---			Weekly Over Ave Series Ave +/-
	Pins	Games		-1-	-2-	-3-		New - Old	----> +/-		
Noel Carnahan	12002	78	153	181	182	210	573	155.25	- 153.87	= 1.38	573 - 459=114
Scott B. vonAschwege	6948	39	178	197	203	214	614	180.05	- 178.15	= 1.89	614 - 534=80
Carter R. Hollis	17607	84	209	234	223	248	705	210.48	- 209.61	= 0.88	705 - 627=78
Kenny Owen	7548	42	179	183	216	208	607	181.22	- 179.71	= 1.51	607 - 537=70
Ron J. Studnicka	11477	84	136	161	168	141	470	137.32	- 136.63	= 0.69	470 - 408=62
Levi M. Clark	8323	54	154	157	154	203	514	155.04	- 154.13	= 0.91	514 - 462=52
Ryan Meyer	11486	69	166	200	161	188	549	167.15	- 166.46	= 0.69	549 - 498=51
Zack T. Journey	10624	69	153	157	185	164	506	154.58	- 153.97	= 0.61	506 - 459=47
Sam L. Fread	16631	72	230	248	247	235	730	231.48	- 230.99	= 0.49	730 - 690=40
Trevor A. Roberts	12521	84	149	142	186	157	485	149.49	- 149.06	= 0.43	485 - 447=38
Craig A. Schutt	13123	87	150	146	159	182	487	151.22	- 150.84	= 0.38	487 - 450=37
Earl E. Rademacher	8065	60	134	156	144	138	438	134.97	- 134.42	= 0.55	438 - 402=36
Jared J. Samuelson	12671	66	191	166	199	243	608	192.45	- 191.98	= 0.46	608 - 573=35
Ryan D. Clark	9292	51	182	212	216	150	578	182.78	- 182.20	= 0.58	578 - 546=32
Matt Young	9416	84	112	112	125	127	364	112.41	- 112.10	= 0.32	364 - 336=28
Bob G. Vogt	13062	75	174	184	187	171	542	174.41	- 174.16	= 0.25	542 - 522=20
Bill Kirkland	13739	87	157	144	169	178	491	158.11	- 157.92	= 0.19	491 - 471=20
Bob Stevens	13510	87	155	196	139	149	484	155.49	- 155.29	= 0.20	484 - 465=19
John R. McKirahan	6479	42	154	222	132	125	479	154.62	- 154.26	= 0.36	479 - 462=17
LeRoy H. Hoss	13068	87	150	115	232	119	466	150.38	- 150.21	= 0.17	466 - 450=16
Tom McLeod	13360	72	185	171	235	164	570	185.73	- 185.56	= 0.18	570 - 555=15
Jeff A. Fruhling	12763	69	184	159	233	174	566	185.13	- 184.97	= 0.15	566 - 552=14
Doug Giles	15381	87	176	187	188	166	541	176.91	- 176.79	= 0.12	541 - 528=13
Shay W. Robinson	14407	72	200	237	215	160	612	200.25	- 200.10	= 0.16	612 - 600=12
Scott A. Bauer	14925	75	199	234	226	147	607	199.13	- 199.00	= 0.13	607 - 597=10
Jarvis J. Culler	15297	77	198	179	213	212	604	198.76	- 198.66	= 0.10	604 - 594=10
Chris L. Stapleton	13320	81	164	160	172	169	501	164.54	- 164.44	= 0.09	501 - 492=9
Roger P. Davis	6262	45	139	112	171	141	424	139.29	- 139.16	= 0.14	424 - 417=7
Brandon L. Young	8236	63	130	128	109	159	396	130.79	- 130.73	= 0.06	396 - 390=6
Bill J. Robinson	14158	72	196	166	221	207	594	196.69	- 196.64	= 0.05	594 - 588=6
Joe Dreyer	12004	87	137	138	122	157	417	138.01	- 137.98	= 0.03	417 - 411=6
Ivan D. Stones	14428	87	165	201	137	162	500	165.87	- 165.84	= 0.03	500 - 495=5
Mark N. Elstermeier	5411	33	163	169	166	155	490	163.92	- 163.97	= -0.05	490 - 489=1
John Krotz	7988	45	177	181	175	176	532	177.50	- 177.51	= -0.01	532 - 531=1
Tom Richmond	15135	75	201	179	196	228	603	201.77	- 201.80	= -0.03	603 - 603=0
Gary D. Hatcher	13909	78	178	169	190	172	531	178.27	- 178.32	= -0.05	531 - 534=-3
Kevin L. Moriarty	14698	84	174	155	172	192	519	174.91	- 174.98	= -0.07	519 - 522=-3
David D. Hibberd	14124	81	174	201	159	159	519	174.32	- 174.37	= -0.05	519 - 522=-3

Name	-----Old-----		Old					---Average Change---			Weekly Over Ave
	Pins	Games	Ave	-1-	-2-	-3-	Total	New	Old	----> +/-	Series Ave +/-
Chris R. Lytle	15862	84	188	183	161	211	555	188.70	- 188.83	= -0.13	555 - 564=-9
James M. Leibhart	5606	30	186	198	212	139	549	186.52	- 186.87	= -0.35	549 - 558=-9
Flip Fisher	11290	72	156	168	136	154	458	156.64	- 156.81	= -0.17	458 - 468=-10
Josh K. Krolkowski	7944	45	176	182	185	147	514	176.21	- 176.53	= -0.33	514 - 528=-14
Greg A. Pettit	9412	48	196	204	180	187	571	195.75	- 196.08	= -0.34	571 - 588=-17
Randy A. Myers	12296	63	195	178	199	190	567	194.89	- 195.17	= -0.28	567 - 585=-18
Matt A. Cacy	10498	69	152	156	117	165	438	151.89	- 152.14	= -0.26	438 - 456=-18
Darcy W. Huffman	9930	69	143	157	115	138	410	143.61	- 143.91	= -0.30	410 - 429=-19
Glen A. Brown	8845	51	173	187	166	145	498	173.02	- 173.43	= -0.41	498 - 519=-21
Chuck M. Brisbin	15665	75	208	208	228	161	597	208.49	- 208.87	= -0.38	597 - 624=-27
Larry K. Giddings	6733	36	187	194	175	157	526	186.13	- 187.03	= -0.90	526 - 561=-35
Brad M. Olson	15689	84	186	180	172	170	522	186.33	- 186.77	= -0.44	522 - 558=-36
Johnny Nikkila	13733	78	176	139	198	149	486	175.54	- 176.06	= -0.52	486 - 528=-42
Russ Zink	7486	45	166	162	146	146	454	165.42	- 166.36	= -0.94	454 - 498=-44
Shawn Carson	2753	15	183	165	170	170	505	181.00	- 183.53	= -2.53	505 - 549=-44
Gil K. Kindsfater	2793	15	186	191	190	133	514	183.72	- 186.20	= -2.48	514 - 558=-44
Jason D. Stubbs	11251	63	178	171	156	160	487	177.85	- 178.59	= -0.74	487 - 534=-47
Justin R. Swanek	9875	51	193	197	170	159	526	192.61	- 193.63	= -1.02	526 - 579=-53
Mark A. Woodside	10084	68	148	119	130	135	384	147.44	- 148.29	= -0.86	384 - 444=-60
Mike McCollough	4640	30	154	117	120	149	386	152.30	- 154.67	= -2.36	386 - 462=-76
Bob Cherry	14540	87	167	142	133	142	417	166.19	- 167.13	= -0.94	417 - 501=-84
Matt M. Messersmith	11248	57	197	188	173	138	499	195.78	- 197.33	= -1.55	499 - 591=-92

Monday 6:30 pm

Big Apple Fun Center

Alphabetic League Bowler Contact List

USBC					Bowling	
ID Number	Name	Phone	Phone	E-mail	Hand	Sex
1494-3239	Althouse, Douglas "Doug" J.	(308)830-3433	() - -	djalthouse@msn.com	R	M
1494-1881	Bauer, Scott A.	(308)440-6763	() - -	bow8210@gmail.com	R	M
1494-3007	Bowman, Mark A.	(308)440-5696	() - -		L	M
1494-789	Brisbin, Chuck M.	(308)440-2265	(308)234-4545	Husk300@gmail.com	R	M
1494-2241	Brown, Glen A.	(308)293-0430	() - -	ebsglen@eustisbodyshop.com	R	M
11-646986	Cacy, Matt A.	(402)560-0835	() - -	m_cacy91@hotmail.com	R	M
1494-2974	Carnahan, Noel	(308)627-7903	() - -		R	M
11-520000	Carson, Shawn	(308)627-7891	() - -	s.carson.army@gmail.com	R	M
1494-11	Cherry, Robert "Bob" L.	(308)938-2525	() - -		R	M
6219-21	Clark, Levi M.	(308)380-5442	() - -	leviclark56@gmail.com	R	M
1524-33	Clark, Ryan D.	(308)216-0085	() - -	cwbyz21@gmail.com	R	M
1494-3022	Cook, Vaughn L.	(903)424-2270	() - -		R	M
1494-2615	Culler, Jarvis J.	(308)224-0465	() - -	jarvisculler@yahoo.com	R	M
1231-31	Dalland, James "Jim" E.	(507)390-3803	() - -		R	M
1231-603	Dalland, Jeremy J.	(308)440-7560	() - -	jerdahl13@hotmail.com	R	M
1494-594	Davis, Roger P.	(308)237-9320	() - -	davisr@unk.edu	R	M
11-768339	Dreyer, William "Joe" J.	(308)627-8117	() - -	dreyer.joe13@gmail.com	R	M
1494-2234	Elstermeier, Mark N.	(308)237-6872	() - -		R	M
1494-2788	Exstrom, Chris L.	(308)440-6930	() - -	exstromc@yahoo.com	R	M
1494-2842	Fisher, F.S. "Flip"	(308)293-2444	() - -	flipfisher@gmail.com	R	M
1498-19	Fread, David "Dave" L.	(308)325-1042	(308)324-5553	dave122462@hotmail.com	R	M
6203-14	Fread, Sam L.	(308)746-6776	() - -	sfread8@gmail.com	L	M
1494-261	Fruhling, Jeff A.	(308)627-7332	() - -	drfruman@hotmail.com	R	M
1494-1258	Giddings, Larry K.	(308)627-3247	() - -	lkgiddings300@gmail.com	R	M
1494-1810	Giles, Douglas "Doug" A.	(308)627-5683	() - -	gman245@yahoo.com	R	M
1494-2536	Gottsch, Aaron M.	(308)962-6488	() - -		R	M
1505-23	Grotrian, Ryan M.	(308)440-1589	() - -	groat2112@yahoo.com	R	M
27580-14	Harrington, Larry L.	(308)236-5902	() - -		R	M
1486-2240	Hatcher, Bruce A.	(308)627-7379	() - -	brucehatcher@charter.net	R	M
1494-256	Hatcher, Gary D.	(308)238-3914	() - -	gary.hatcher@charter.net	R	M
1494-473	Hibberd, David D.	(308)627-5006	() - -	d.hibberd@kearneyglass.com	R	M
9726-4115	Hollis, Brent E.	(308)627-7532	(308)627-7533	bigredautoglass@aol.com	R	M
11-536044	Hollis, Carter R.	(308)293-3437	() - -	onekoolmustang@aol.com	R	M
1494-134	Hoss, LeRoy H.	(308)238-3792	() - -	leroyhoss@gmail.com	R	M
1494-2970	Huffman, Darcy W.	(308)214-0813	() - -	dwhuffman09@ole.augie.edu	R	M
1494-778	Husman, Harry R.	(308)468-6119	() - -		R	M
1494-78	Jamrog, David "Dave" M.	(308)240-0149	() - -	david.jamrog@sdmyers.com	R	M
1494-2364	Johnson, Jerred J.	(308)440-1200	() - -	jiliv2hunt@hotmail.com	R	M
8966-5171	Johnson, Scott A.	(308)627-6487	() - -	scojo09@gmail.com	R	M
9726-4112	Journey, Zack T.	(308)224-8679	() - -		R	M
1494-1613	Karsten, Darrin W.	(308)627-4799	(308)237-5025	dwkarsten@aol.com	R	M
1489-496	Kidd, Nicholas "Nick" H.	(308)627-6139	() - -	nickkidd79@gmail.com	R	M
1494-324	Kindsfater, Gil K.	(308)234-2298	(308)233-7172	gmkind@charter.net	R	M
1494-1989	Kirkland, William "Bill" D.	(308)233-4253	() - -	kirklandsiding@charter.net	R	M
1494-2696	Krolikowski, Josh K.	(308)440-1536	() - -	joshkrolikowski@gmail.com	R	M
1494-2625	Krotz, Johnny "John" L.	(308)440-9799	() - -	jkrotz@yahoo.com	R	M
1494-176	Lee, Ray K.	(308)647-5382	(308)647-5382		R	M
8793-1262	Leibhart, James M.	(308)325-9720	() - -	jamesleibhart@gmail.com	R	M
1494-2493	Lytle, Chris R.	(308)224-1023	() - -	lytlecr@hotmail.com	R	M
1494-1323	Mathews, Todd M.	(308)293-5684	() - -		R	M
1494-2291	Matteson, Scott	(308)236-6089	(308)440-4863	scott.matteson6@gmail.com	R	M
1494-2687	McCollough, Michael "Mike" S.	(308)293-6488	() - -	mccolloughms@gmail.com	R	M
6219-307	McFadden, Kelly R.	(308)293-7045	() - -	kelly.mcfadden@yahoo.com	R	M

USBC				Bowling		
ID Number	Name	Phone	Phone	E-mail	Hand	Sex
1494-1048	McKirahan, John R.	(308)234-6236	() - -	jsmck@charter.net	L	M
1494-2556	McLeod, Thomas "Tom" E.	(308)440-2091	() - -	tmcleod221@gmail.com	R	M
1494-3186	Messersmith, Matt M.	(308)207-5172	() - -		R	M
16-15169	Meyer, Kenneth "Ryan" R.	(402)720-0431	() - -	k_ry_meyer@yahoo.com	R	M
1494-33	Miller, Marvin E.	(308)234-1636	(308)440-9308		R	M
1494-689	Moriarty, Kevin L.	(308)995-8877	(308)440-8641	kmoriarty@holdregehomes.org	R	M
1494-2504	Murphy, Patrick "Pat" J.	(308)708-1956	() - -		R	M
1494-3121	Myers, Randy A.	(308)830-1492	(308)830-1492	r.myers87@yahoo.com	R	M
1494-182	Nikkila, John "Johnny" L.	(308)440-1331	() - -	jln.mkn@charter.net	R	M
1494-957	Olson, Brad M.	(308)440-3992	() - -	bgraphic23@gmail.com	R	M
300-6153	Owen, Kenneth "Kenny" A.	(308)440-8316	(308)234-4545	ken.owen@bigapplefuncenter.com	R	M
1494-1224	Patsios, Mick R.	(308)237-3007	(308)233-2780	mpatsios53@charter.net	R	M
6201-149	Pettit, Greg A.	(308)708-9824	() - -		R	M
1494-2961	Poland, Jeff C.	(308)440-0552	() - -		R	M
1494-128	Rademacher, Earl E.	(308)237-2063	(308)627-8522	ejrademacher@charter.net	R	M
1494-1207	Richmond, Thomas "Tom" C.	(308)293-5430	() - -	thmsrchmnd@gmail.com	R	M
11-604727	Roberts, Trevor A.	(308)440-9524	() - -	vikingrock80@hotmail.com	L	M
1494-98	Robinson, Bill J.	(308)233-2851	() - -	robinsonb@qwestoffice.net	L	M
1494-2227	Robinson, Shay W.	(308)440-5104	() - -	shayrobinson21@yahoo.com	R	M
6201-21	Samuelson, Jared J.	(308)233-1018	() - -	samuelsonjj@gmail.com	R	M
1494-360	Sazama, Bryon J.	(308)440-4545	() - -	jhawks3437@yahoo.com	R	M
1494-2420	Schade, Brandon L.	(308)627-0492	() - -		R	M
1490-329	Schirmer, Bryan A.	(308)520-0388	() - -	mrbsautorepair@gmail.com	R	M
1494-3217	Schutt, Craig A.	(308)216-0911	(308)224-5421		R	M
1494-593	Sluti, Donald "Don" G.	(308)236-9640	() - -	slutid@unk.edu	R	M
1494-3216	Snodgrass, Jeff D.	(402)759-2746	() - -	ozzie_1980@yahoo.com	R	M
1494-452	Stapleton, Chris L.	(308)293-5387	() - -	soggychris2000@yahoo.com	R	M
1494-303	Stevens, Robert "Bob" W.	(308)440-4005	() - -	roberthuskers@gmail.com	R	M
1494-6	Stones, Ivan D.	(308)234-4231	(308)440-3258	stonivad@charter.net	R	M
1494-1079	Stubbs, Jason D.	(308)236-5351	() - -	stujas@gmail.com	R	M
1494-3219	Studnicka, Ron J.	(308)234-3645	(308)627-4355	itsmudpie@gmail.com	R	M
1489-1082	Swanek, Justin R.	(402)210-0537	() - -	Diggerj79@yahoo.com	R	M
1494-87	Turner Jr, Robert "Bobby" L.	(308)440-1799	() - -	bobby.turner59@yahoo.com	R	M
1494-333	VanHorn, Kenny J.	(308)233-2795	(308)233-2183	vanhorns@charter.net	R	M
1494-363	Verbeck, Robert "Bob" E.	(308)240-9675	() - -		R	M
1494-88	Vogt, Bob G.	(308)234-9330	() - -		R	M
1494-994	vonAschwege, Scott B.	(308)293-0277	(308)236-7328	saschwege@gmail.com	R	M
1494-754	Whitfield, Omar B.	(308)627-6672	() - -	hammer4d@yahoo.com	R	M
1494-1792	Wilke, Dave L.	(308)627-6825	() - -	dave@wilkecc.com	R	M
1494-159	Wilke, Lloyd A.	(308)468-6739	(308)216-0737	wilkelsw@nctc.net	R	M
6201-92	Wirth, Logan M.	(308)233-3915	() - -		R	M
1494-1269	Woodside, Mark A.	(308)233-2077	() - -	mawoodside@yahoo.com	L	M
1494-2945	Woodside, Travys M.	(308)440-2828	() - -	travysw@gmail.com	R	M
1513-1207	Wright, Kenneth "Kenny" W.	(308)529-8373	() - -	kwright68847@yahoo.com	L	M
1494-3143	Yonkers, Dirk C.	(308)293-4147	() - -	peeb4147@gmail.com	R	M
1494-1898	Yonkers, Mark A.	(308)440-6006	() - -		R	M
9726-4117	Young, Brandon L.	(910)876-2132	() - -	bladenpolice@gmail.com	R	M
9726-4114	Young, Matthew "Matt" J.	(308)627-9601	() - -	sandymisty88@gmail.com	R	M
1494-1776	Zink, Russell "Russ" L.	(702)908-6400	() - -	russzink49@yahoo.com	R	M

Classic 2018-19

Big Apple Fun Center

This report is for scores bowled April 15 which is Week 30 of 30

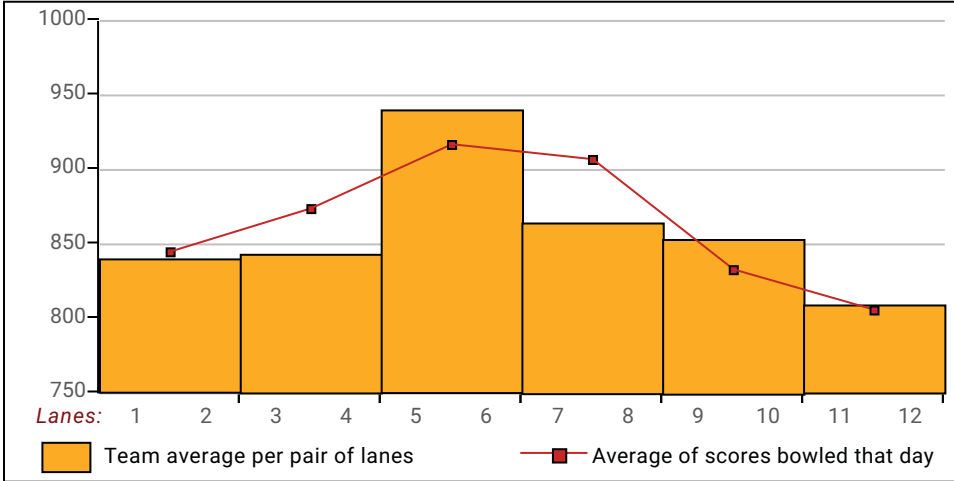
This Week's Statistics: Lefties vs Righties

Unless designated left handed, bowlers are considered right handed.

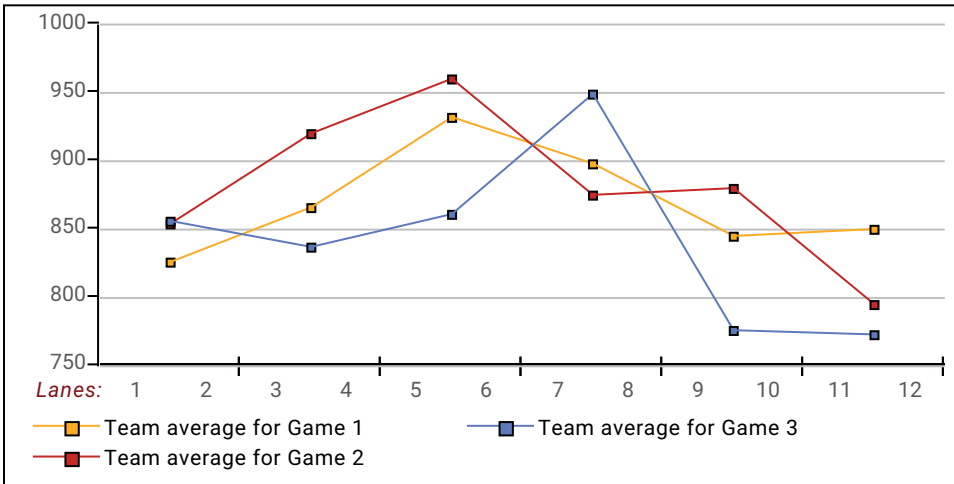
	Over All	Right	Left
How many people bowled	60	55	5
Number of games bowled	180	165	15
Actual average of week's scores	172.66	172.16	178.13
How many games above average	90	82	8
How many games below average	87	80	7
Pins above/below average per game	0.99	0.84	2.73
How many people raised average	32	28	4
by this amount	0.44	0.46	0.34
How many people went down	28	27	1
by this amount	-0.66	-0.65	-0.86
League average before bowling	172.18	171.85	175.85
League average after bowling	172.11	171.76	175.95
Change in league average	-0.07	-0.09	0.10
800s	--	--	--
775s	--	--	--
750s	--	--	--
725s	1	--	1
700s	1	1	--
675s	--	--	--
650s	--	--	--
625s	--	--	--
600s	7	7	--
575s	3	2	1
550s	6	6	--
525s	8	8	--
500s	10	10	--
475s	10	8	2
450s	4	4	--
425s	2	2	--
400s	4	4	--
below 400	4	3	1
300s	--	--	--
275s	--	--	--
250s	--	--	--
225s	14	11	3
200s	22	19	3
175s	41	40	1
150s	58	56	2
125s	34	29	5
100s	11	10	1
below 100	--	--	--

This report is for scores bowled April 15 which is Week 30 of 30

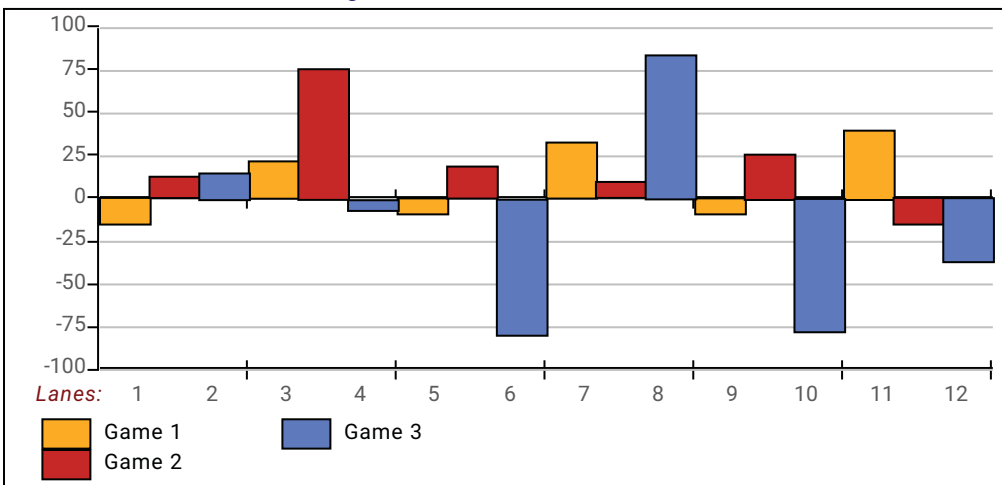
Team Average vs Ave of Scores



Average of Scores for Each Game

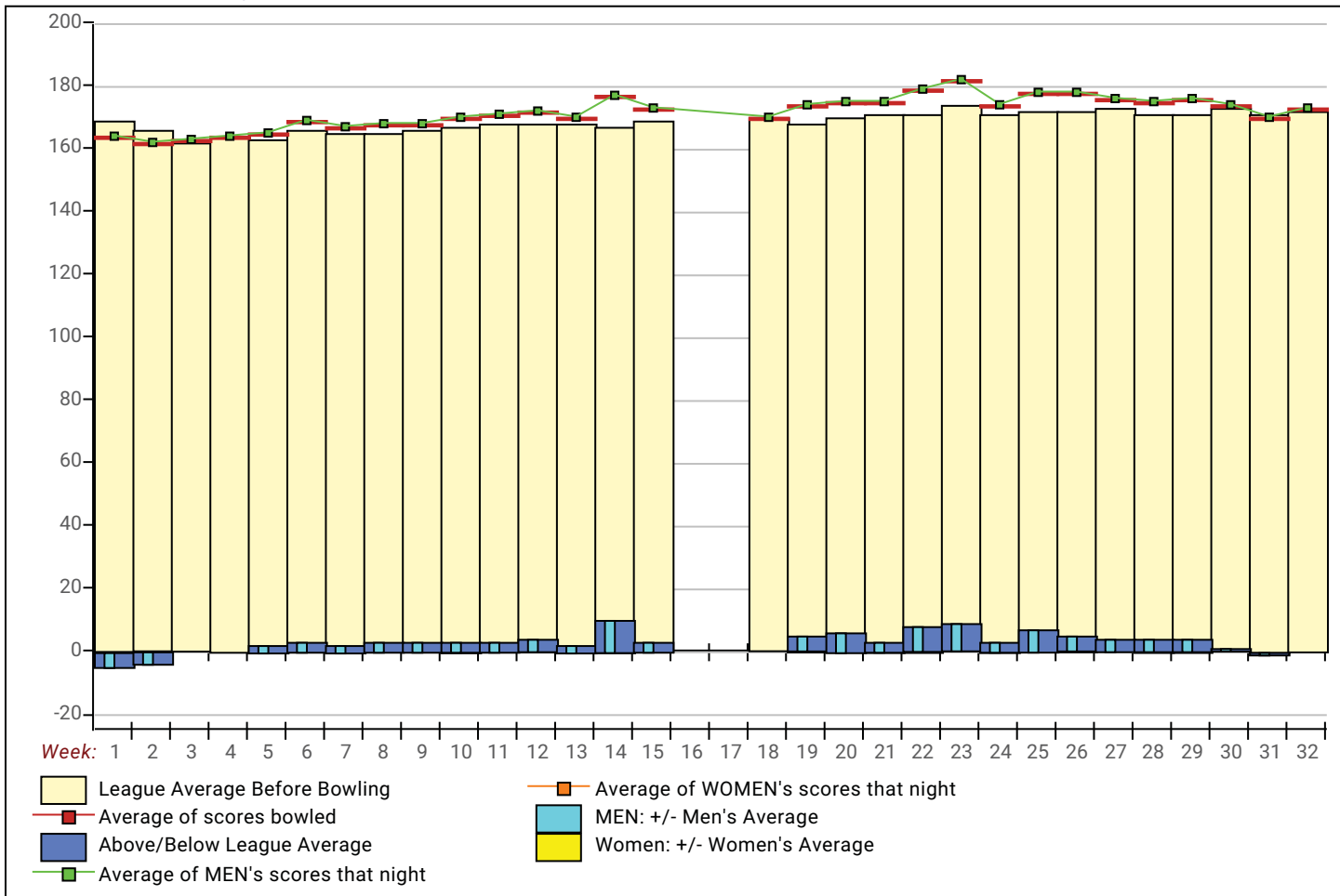


Amount Over/Under Team Average



This report is for scores bowled April 15 which is Week 30 of 30

League Average Week-by-Week



League Average Statistics for Last Week

	League	Right Hand	Left Hand
League Average Before Bowling	172.18	171.85	175.85
Average of scores bowled that night	172.66	172.16	178.13
New League Average After Bowling	172.11	171.76	175.95
Change in League Average	-.07	-.09	.10
People Who Bowled Over Average	32	28	4
People Who Bowled Under Average	28	27	1
Average Amount of Series Over Avg	31.41	32.29	25.25
Average Amount of Series Under Avg	-29.50	-28.37	-60.00
Difference Avg, NiteAvg	.99	.84	2.73
Number of Bowlers	60	55	5
Number of Games Bowled	180	165	15
People Who Raised Their Average	32	28	4
Raised By an Average of This Amount	.44	.46	.34
People Who Lowered Their Average	28	27	1
Lowered By an Average of This Amou	-.66	-.65	-.86
Number of Games Bowled Over Avera	90	82	8
Number of Games Bowled Under Avera	87	80	7

Note: Averages are based only on people who bowled.

If you have questions, please contact

Gary Hatcher (308)238-3914 PO Box 594, Gibbon, NE 68840
 Send E-mail to: gary.hatcher@charter.net

Note: This report includes information through April 15 which is Week 30 of 30

Awards Earned This Week

Name	USBC ID Number	Award Average	Award Games	G1	G2	G3	Series	Award Score	Award Received
Noel Carnahan	1494-2974 USBC	153	78	181	182	210	573	210	200 Game (Local Assoc. Awards)
Levi M. Clark	6219-21 USBC	154	54	157	154	203	514	203	200 Game (Local Assoc. Awards)
Sam L. Fread	6203-14 USBC	230	72	248	247	235	730	730	700 Series (Local Assoc. Awards)
Carter R. Hollis	11-536044 USBC	209	84	234	223	248	705	705	700 Series (Local Assoc. Awards)
LeRoy H. Hoss	1494-134 USBC	150	87	115	232	119	466	232	75 Pins Over Average (Local Assoc. Awards)
	1494-134 USBC	150	87	115	232	119	466	232	200 Game (Local Assoc. Awards)
John R. McKirahan	1494-1048 USBC	154	42	222	132	125	479	222	200 Game (Local Assoc. Awards)
Ivan D. Stones	1494-6 USBC	165	87	201	137	162	500	201	200 Game (Local Assoc. Awards)

Monday 6:30 pm

Big Apple Fun Center

Lanes 1 - 12

Team Standings

Place	Team Name	Points	Points	Year-To-Date	Y-T-D
		Won	Lost	WON	LOST
1	Eustis Body Shop	248	152	692	508
2	Cunninghams	235½	164½	627½	572½
3	Chicken Coop	221½	178½	710½	489½
4	Old Chicago	202	198	698½	501½
5	Big Apple Fun Center	202	198	610½	589½
6	DMilaco	198	202	556½	643½
7	Auto Central	196	204	469½	730½
8	West	193	207	609½	590½
9	Kirkland Siding	192½	207½	517½	682½
10	Lethal Injection Diesel	178½	221½	636	564
11	Mad Doctors	178	222	568	632
12	Wilke Contracting Corp.	155	245	504	696

*** Although not shown, standings are determined by points only for the current part

Last Week's Top Scores

Scratch Game		Scratch Series		Handicap Game		Handicap Series	
248	Sam Fread	730	Sam Fread	297	LeRoy Hoss	759	Noel Carnahan
248	Carter Hollis	705	Carter Hollis	283	John McKirahan	730	Sam Fread
243	Jared Samuelson	614	Scott vonAschwege	272	Noel Carnahan	725	Scott vonAschwege
237	Shay Robinson	612	Shay Robinson	267	Jared Samuelson	723	Carter Hollis
235	Tom McLeod	608	Jared Samuelson	265	Tom McLeod	715	Kenny Owen
234	Scott Bauer	607	Scott Bauer	264	Jeff Fruhling	707	Ron Studnicka
233	Jeff Fruhling	607	Kenny Owen	264	Levi Clark	697	Levi Clark
232	LeRoy Hoss	604	Jarvis Culler	256	Bob Stevens	696	Ryan Meyer
228	Tom Richmond	603	Tom Richmond	254	Carter Hollis	692	Zack Journey
228	Chuck Brisbin	597	Chuck Brisbin	252	Shay Robinson	683	Trevor Roberts
				252	Trevor Roberts		
				252	Kenny Owen		

Classic League Semi-Finals

Monday 6:30 pm

Big Apple Fun Center

Lanes 1 - 12

President: Chuck Brisbin (308)440-2265 Vice President: Larry Giddings (308)627-3247
 Secretary/Treasurer: Gary Hatcher (308)238-3914

Team Standings

Place	#	Team Name	Points Won	Points Lost	%Won	Pins + HDCP	Scratch Pins	Ave p/gm
1	2	Chicken Coop	26 ½	13 ½	66.3	101948	91790	986
2	9	Lethal Injection Diesel	25	15	62.5	101572	71508	768
3	11	Eustis Body Shop	15	25	37.5	103246	92687	996
4	1	Old Chicago	13 ½	26 ½	33.8	101791	80999	870

Review of Last Week's Bowling.....

Lanes	Team Name	HDCP -1-	HDCP -2-	HDCP -3-	HDCP Total	Last Wk WON		Team Name	HDCP -1-	HDCP -2-	HDCP -3-	HDCP Total	Last Wk WON
5-6	Lethal Injection Diesel	1147	1147	1216	3510	25	<--->	Eustis Body Shop	1246	1069	1167	3482	15
9-10	Old Chicago	1179	1067	1033	3279	13 ½	<--->	Chicken Coop	1208	1157	1018	3383	26 ½

Last Week's Top Scores

Team Scratch Game		Team Scratch Series		Team Handicap Game		Team Handicap Series	
1158	Eustis Body Shop	3218	Eustis Body Shop	1246	Eustis Body Shop	3510	Lethal Injection Die
1123	Chicken Coop	3128	Chicken Coop	1216	Lethal Injection Diesel	3482	Eustis Body Shop
985	Old Chicago	2714	Lethal Injection Diesel	1208	Chicken Coop	3383	Chicken Coop
954	Lethal Injection Diesel	2697	Old Chicago	1179	Old Chicago	3279	Old Chicago
Scratch Game		Scratch Series		Handicap Game		Handicap Series	
257	Ryan Meyer	686	Sam Fread	300	Ryan Meyer	798	Noel Carnahan
254	Logan Wirth	679	Scott Bauer	286	Glen Brown	747	Glen Brown
253	Tom McLeod	665	Chuck Brisbin	283	Tom McLeod	739	Ryan Meyer
247	Chuck Brisbin	650	Dave Fread	281	Noel Carnahan	727	Scott Bauer
245	Dave Fread	635	Tom McLeod	264	Logan Wirth	725	Tom McLeod
245	Sam Fread	634	Shay Robinson	262	Matt Cacy	692	Matt Cacy
244	Glen Brown	627	Bill Robinson	257	Dave Fread	686	Dave Fread
237	Scott Bauer	621	Glen Brown	254	Chuck Brisbin	686	Sam Fread
236	Shay Robinson	618	Noel Carnahan	253	Scott Bauer	686	Chuck Brisbin
234	Bill Robinson	610	Logan Wirth	253	Bill Robinson	684	Bill Robinson
				253	Ryan Clark		

Season High Scores

<u>Team Scratch Game</u>		<u>Team Scratch Series</u>		<u>Team Handicap Game</u>		<u>Team Handicap Series</u>	
1211	Chicken Coop	3353	Chicken Coop	1311	Chicken Coop	3653	Chicken Coop
1160	Eustis Body Shop	3308	Eustis Body Shop	1298	West	3641	Eustis Body Shop
1152	Cunninghams	3064	Cunninghams	1282	Big Apple Fun Center	3605	West
1095	West	3058	Big Apple Fun Center	1280	Eustis Body Shop	3551	Lethal Injection Die
1087	Big Apple Fun Center	3007	West	1278	Old Chicago	3537	Kirkland Siding
1059	Old Chicago	2872	Old Chicago	1271	Cunninghams	3515	Old Chicago
1028	Kirkland Siding	2868	Kirkland Siding	1251	Kirkland Siding	3508	Cunninghams
964	Wilke Contracting Corp.	2714	Lethal Injection Diesel	1230	Wilke Contracting Corp.	3496	Big Apple Fun Cent
958	Lethal Injection Diesel	2651	Auto Central	1229	Lethal Injection Diesel	3470	DMilaco
957	Auto Central	2649	Wilke Contracting Corp.	1228	DMilaco	3467	Wilke Contracting
876	Mad Doctors	2487	Mad Doctors	1197	Auto Central	3428	Mad Doctors
865	DMilaco	2425	DMilaco	1191	Mad Doctors	3383	Auto Central
<u>Scratch Game</u>		<u>Scratch Series</u>		<u>Handicap Game</u>		<u>Handicap Series</u>	
298	Sam Fread	833	Sam Fread	300	Doug Giles	838	Matt Cacy
280	Dave Fread	742	Logan Wirth	300	Bob Stevens	833	Sam Fread
279	Shay Robinson	740	Chuck Brisbin	300	Gary Hatcher	824	Johnny Nikkila
279	Justin Swanek	740	Carter Hollis	300	Justin Swanek	820	Noel Carnahan
279	Chris Lytle	727	Dave Fread	300	Chris Lytle	817	Darrin Karsten
279	Tom Richmond	724	Justin Swanek	300	Bill Robinson	811	Justin Swanek
279	Bruce Hatcher	710	Scott Bauer	300	Tom Richmond	793	Logan Wirth
278	Logan Wirth	702	Tom Richmond	300	Dave Fread	792	Ivan Stones
277	Bill Robinson	702	Bruce Hatcher	300	Matt Cacy	791	Brad Olson
277	Carter Hollis	700	Darrin Karsten	300	Darrin Karsten	788	Bill Robinson
277	Darrin Karsten			300	Nick Kidd		
277	Jarvis Culler			300	Ryan Meyer		
				300	David Hibberd		
				300	LeRoy Hoss		
				300	Flip Fisher		

Team Rosters

1 - Old Chicago

<u>Name</u>	<u>Ave</u>	<u>HDCP</u>	<u>Pins</u>	<u>Gms</u>	<u>Points Won</u>	<u>High Game</u>	<u>High Sers</u>	<u>HDCP Game</u>	<u>HDCP Sers</u>	<u>Most Improved Ave +/-</u>	<u>To Raise Avg +1</u>	<u>To Drop Avg -1</u>	<u>Weekly Over Ave Series Ave +/-</u>
Matt Cacy	152	63	11436	75	65.0	237	631	300	838	140 +12.48	498	419	500 - 453=47
Levi Clark	155	60	8837	57	47.0	210	574	283	787	138 +17.04	523	462	
Tom McLeod	186	29	14565	78	61.5	253	651	283	747	177 +9.73	582	500	635 - 555=80
Darrin Karsten	r183	32	12613	69	49.0	277	700	300	817	184 -1.20	563	490	546 - 549=-3
Ryan Clark	182	33	10399	57	40.5	234	641	266	752	178 +4.44	581	520	529 - 546=-17
Aaron Gottsch	168	47	6584	39	26.0	212	568	265	742	169 -0.18	514	471	
Scott vonAschwege	178	37	8049	45	32.0	236	641	274	755	172 +6.87	543	494	487 - 540=-53
Kelly McFadden	r197	18	8516	45	21.0	275	661	293	727	193 -3.76	604	555	

2 - Chicken Coop

<u>Name</u>	<u>Ave</u>	<u>HDCP</u>	<u>Pins</u>	<u>Gms</u>	<u>Points Won</u>	<u>High Game</u>	<u>High Sers</u>	<u>HDCP Game</u>	<u>HDCP Sers</u>	<u>Most Improved Ave +/-</u>	<u>To Raise Avg +1</u>	<u>To Drop Avg -1</u>	<u>Weekly Over Ave Series Ave +/-</u>
Tom Richmond	201	14	16347	81	61.5	279	702	300	756	185 +16.81	621	536	609 - 603=6
Jason Stubbs	178	37	12303	69	50.0	232	623	271	740	177 +1.30	585	512	565 - 531=34
Scott Bauer	200	15	16211	81	65.0	267	710	291	773	191 +9.14	673	588	679 - 597=82
Todd Mathews	210	5	7571	36	34.5	269	695	278	722	205 +5.31	658	618	
Chuck Brisbin	208	7	16927	81	59.0	268	740	274	770	200 +8.98	629	544	665 - 624=41
Logan Wirth	205	10	14186	69	50.0	278	742	293	793	196 +9.59	646	573	610 - 615=-5

3 - Cunninghams

<u>Name</u>	<u>Ave</u>	<u>HDCP</u>	<u>Pins</u>	<u>Gms</u>	<u>Points Won</u>	<u>High Game</u>	<u>High Sers</u>	<u>HDCP Game</u>	<u>HDCP Sers</u>	<u>Most Improved Ave +/-</u>	<u>To Raise Avg +1</u>	<u>To Drop Avg -1</u>	<u>Weekly Over Ave Series Ave +/-</u>
Josh Krolikowski	176	39	8458	48	28.5	240	623	287	737	182 -5.79	569	517	
Larry Giddings	186	29	7259	39	27.0	243	669	277	771	177 +9.13	595	552	
Doug Giles	176	39	15922	90	68.0	262	615	300	735	171 +5.91	539	445	
Chris Lytle	188	27	16417	87	54.0	279	650	300	745	181 +7.70	593	502	
Jeff Fruhling	185	30	13329	72	48.5	236	634	272	739	179 +6.13	621	545	
Jerred Johnson	200	15	6630	33	16.5	264	682	275	715	205 -4.09	606	569	
Jeremy Dalland	218	0	15500	71	52.5	259	698	259	698	218 +0.31	706	631	

4 - Mad Doctors

Name	Ave	HDCP	Pins	Gms	Points	High	High	HDCP	HDCP	Most Improved		To Raise	To Drop	Weekly Over Ave
					Won	Game	Sers	Game	Sers	Ave	+/-	Avg +1	Avg -1	Series Ave +/-
Brandon Young	130	85	8632	66	47.5	178	435	264	715	122	+8.79	407	337	
Earl Rademacher	134	81	8503	63	45.0	179	474	268	729	126	+8.97	407	340	
Scott Matteson	137	78	6992	51	34.5	193	469	270	704	137	+0.10	460	405	
Roger Davis	139	76	6686	48	22.5	200	488	277	719	138	+1.29	454	402	
Chris Exstrom	141	74	7636	54	33.5	198	482	276	710	137	+4.41	458	400	
John McKirahan	154	61	6958	45	26.0	222	520	283	697	155	-0.38	482	433	
Ryan Grotrian	180	35	4883	27	17.0	241	650	273	770	185	-4.15	547	516	
Randy Myers	194	21	12863	66	45.0	256	658	283	730	191	+3.89	592	522	

5 - Wilke Contracting Corp.

Name	Ave	HDCP	Pins	Gms	Points	High	High	HDCP	HDCP	Most Improved		To Raise	To Drop	Weekly Over Ave
					Won	Game	Sers	Game	Sers	Ave	+/-	Avg +1	Avg -1	Series Ave +/-
Ron Studnicka	137	78	11947	87	44.0	214	525	289	750	140	-2.68	473	382	
Dave Wilke	151	64	8202	54	29.0	203	558	269	756	147	+4.89	462	404	
Matt Messersmith	195	20	11747	60	28.0	244	670	262	724	194	+1.78	601	537	
LeRoy Hoss	150	65	13534	90	61.0	243	584	300	785	144	+6.38	509	415	
Lloyd Wilke	140	75	7180	51	33.0	192	479	270	710	138	+2.78	434	379	
David Hibberd	174	41	14643	84	57.0	253	616	300	757	166	+8.32	582	494	

6 - West

Name	Ave	HDCP	Pins	Gms	Points	High	High	HDCP	HDCP	Most Improved		To Raise	To Drop	Weekly Over Ave
					Won	Game	Sers	Game	Sers	Ave	+/-	Avg +1	Avg -1	Series Ave +/-
Ivan Stones	165	50	14928	90	60.0	234	608	288	792	161	+4.87	510	416	
Johnny Nikkila	175	40	14219	81	57.0	254	692	298	824	174	+1.54	565	480	
Bob Stevens	155	60	13994	90	65.0	242	570	300	782	140	+15.49	514	420	
Gary Hatcher	178	37	14440	81	55.5	256	632	300	777	174	+4.27	596	511	
Justin Swanek	192	23	10401	54	32.0	279	724	300	811	187	+5.61	600	542	
Bruce Hatcher	204	11	11066	54	40.0	279	702	292	741	195	+9.93	619	561	

7 - DMilaco

Name	Ave	HDCP	Pins	Gms	Points	High	High	HDCP	HDCP	Most Improved		To Raise	To Drop	Weekly Over Ave
					Won	Game	Sers	Game	Sers	Ave	+/-	Avg +1	Avg -1	Series Ave +/-
Matt Young	112	103	9780	87	62.0	167	388	271	705	107	+5.41	390	299	
Joe Dreyer	138	77	12421	90	51.0	218	517	297	754	139	-0.99	506	412	
Trevor Roberts	149	66	13006	87	60.0	216	542	284	752	138	+11.49	494	403	
Zack Journey	154	61	11130	72	51.5	204	564	277	786	148	+6.58	495	419	
Craig Schutt	151	64	13610	90	60.5	206	500	271	695	150	+1.22	526	432	

8 - Auto Central

Name	Ave	HDCP	Pins	Gms	Points	High	High	HDCP	HDCP	Most Improved		To Raise	To Drop	Weekly Over Ave
					Won	Game	Sers	Game	Sers	Ave	+/-	Avg +1	Avg -1	Series Ave +/-
Mark Woodside	147	68	10468	71	49.0	189	500	259	710	147	+0.44	484	409	
Chris Stapleton	164	51	13821	84	50.0	211	544	263	703	163	+1.54	534	446	
Bob Cherry	166	49	14957	90	53.0	238	587	290	743	164	+2.19	574	480	
Kevin Moriarty	174	41	15217	87	37.5	215	592	253	703	180	-5.09	533	442	
Travys Woodside	165	50	6933	42	25.0	230	547	283	712	160	+5.07	537	491	
John Krotz	177	38	8520	48	32.5	242	586	284	712	172	+5.50	558	506	

9 - Lethal Injection Diesel

Name	Ave	HDCP	Pins	Gms	Points	High	High	HDCP	HDCP	Most Improved		To Raise	To Drop	Weekly Over Ave
					Won	Game	Sers	Game	Sers	Ave	+/-	Avg +1	Avg -1	Series Ave +/-
Vaughn Cook	118	97	6777	57	39.0	153	413	263	722	114	+4.89	363	302	
Darcy Huffman	145	70	10773	75	43.5	200	509	270	725	145	-1.36	459	380	433 - 435=-2
Kenny Wright	148	67	5782	39	26.5	187	518	256	746	147	+1.26	476	433	
Noel Carnahan	157	58	13193	84	60.5	231	625	296	820	149	+8.06	553	465	618 - 465=153
Ryan Meyer	168	47	12630	75	48.5	257	595	300	739	163	+5.40	552	473	595 - 501=94
Bryon Sazama	188	27	10771	57	46.0	247	671	293	761	184	+4.96	569	508	585 - 564=21
Mike McCollough	153	62	5509	36	26.5	223	524	288	719	150	+3.03	497	457	483 - 459=24
Kenny VanHorn	113	102	3057	27	12.0	139	390	242	696	115	-1.78	363	332	

10 - Kirkland Siding

Name	Ave	HDCP	Pins	Gms	Points	High	High	HDCP	HDCP	Most Improved		To Raise	To Drop	Weekly Over Ave
					Won	Game	Sers	Game	Sers	Ave	+/-	Avg +1	Avg -1	Series Ave +/-
Flip Fisher	156	59	11748	75	48.5	237	577	300	772	139	+17.64	498	419	
Bobby Turner Jr	183	32	3302	18	11.5	212	627	251	744			562	540	
Bill Kirkland	158	57	14230	90	61.5	203	523	262	705	157	+1.11	557	463	
Russ Zink	165	50	7940	48	26.0	232	591	283	750	162	+3.42	526	474	
Jarvis Culler	198	17	15901	80	48.0	277	690	295	782	192	+6.76	616	532	
Brad Olson	186	29	16211	87	50.0	257	677	292	791	181	+5.33	619	528	

11 - Eustis Body Shop

Name	Ave	HDCP	Pins	Gms	Points	High	High	HDCP	HDCP	Most Improved		To Raise	To Drop	Weekly Over Ave
					Won	Game	Sers	Game	Sers	Ave	+/-	Avg +1	Avg -1	Series Ave +/-
Glen Brown	174	41	9964	57	42.5	244	621	295	760	168	+6.81	536	475	621 - 519=102
Dave Fread	204	11	17761	87	58.0	280	727	300	778	186	+18.15	689	598	650 - 609=41
Bill Robinson	197	18	15379	78	57.5	277	695	300	788	191	+6.17	659	577	627 - 588=39
Shay Robinson	200	15	15653	78	46.5	279	689	297	770	187	+13.68	628	546	634 - 600=34
Sam Fread	231	0	18047	78	72.5	298	833	298	833	225	+6.37	745	663	686 - 693=-7
James Leibhart	186	29	6155	33	24.5	232	642	263	726	182	+4.52	577	540	
Mark Bowman	178	37	6974	39	22.5	253	591	283	713	177	+1.82	544	501	

12 - Big Apple Fun Center

Name	Ave	HDCP	Pins	Gms	Points	High	High	HDCP	HDCP	Most Improved		To Raise	To Drop	Weekly Over Ave
					Won	Game	Sers	Game	Sers	Ave	+/-	Avg +1	Avg -1	Series Ave +/-
Kenny Owen	181	34	8155	45	29.0	249	607	289	716	176	+5.22	581	532	
Mark Elstermeier	163	52	5901	36	23.0	210	570	266	738	160	+3.92	495	455	
Nick Kidd	189	26	10165	54	38.0	276	689	300	782	178	+10.24	608	550	
Brent Hollis	160	55	7224	45	35.5	226	532	285	736	156	+4.53	504	455	
Bob Vogt	174	41	13604	78	50.0	248	614	296	767	168	+6.41	571	489	
Jared Samuelson	192	23	13279	69	45.5	256	688	280	757	189	+3.45	617	544	
Carter Hollis	210	5	18312	87	64.0	277	740	282	755	204	+6.48	678	587	

Temporary Substitutes

Name	Ave	HDCP	Pins	Gms	Points	High	High	HDCP	HDCP	Most Improved		To Raise	To Drop	Weekly Over Ave
					Won	Game	Sers	Game	Sers	Ave	+/-	Avg +1	Avg -1	Series Ave +/-
Doug Althouse	bk154	61	484	3	4.0	166	484	227	667			488	481	
Shawn Carson	181	34	3258	18	13.0	233	590	279	717			564	542	
Jim Dalland	189	26	569	3	2.0	198	569	224	647			571	564	
Larry Harrington	168	47	2527	15	6.0	214	551	265	704			515	496	
Harry Husman	bk125	90	391	3	2.0	132	391	222	661			395	388	
Dave Jamrog	bk143	72	445	3	4.0	165	445	237	661			449	442	
Scott Johnson	171	44	514	3	2.0	185	514	229	646			518	511	
Gil Kindsfater	183	32	3307	18	7.0	232	600	265	699			557	535	
Ray Lee	bk155	60	430	3	1.0	156	430	216	610			434	427	
Marvin Miller	141	74	2124	15	7.0	169	449	245	686			432	413	
Pat Murphy	138	77	1105	8	7.0	168	487	253	742			424	412	
Mick Patsios	161	54	3868	24	17.0	218	536	279	719	160	+1.17	506	478	
Greg Pettit	195	20	9983	51	24.0	263	655	286	708	201	-5.25	601	546	
Jeff Poland	148	67	2232	15	7.0	171	475	251	718			450	431	
Brandon Schade	173	42	1564	9	5.5	214	587	261	728			524	511	
Bryan Schirmer	214	1	644	3	3.0	224	644	225	647			646	639	
Don Sluti	124	91	2621	21	18.0	156	416	247	698	124	+0.81	379	354	
Jeff Snodgrass	bk124	91	397	3	3.0	150	397	241	670			401	394	
Bob Verbeck	154	61	1390	9	2.0	181	489	229	633			470	457	
Omar Whitfield	178	37	1603	9	7.0	206	562	245	679			545	532	
Dirk Yonkers	159	56	1912	12	8.0	201	538	264	727			488	472	
Mark Yonkers	171	44	3095	18	12.0	230	543	282	699			517	495	

High Individual Match Points

72.5 Sam Fread	68 Doug Giles	65 Bob Stevens	65 Scott Bauer
65 Matt Cacy	64 Carter Hollis	62 Matt Young	61.5 Tom McLeod
61.5 Tom Richmond	61.5 Bill Kirkland	61 LeRoy Hoss	60.5 Craig Schutt
60.5 Noel Carnahan	60 Ivan Stones	60 Trevor Roberts	59 Chuck Brisbin

Most Improved Average

186	to	204.15	=	+18.15	Dave Fread	139	to	156.64	=	+17.64	Flip Fisher
138	to	155.04	=	+17.04	Levi Clark	185	to	201.81	=	+16.81	Tom Richmond
140	to	155.49	=	+15.49	Bob Stevens	187	to	200.68	=	+13.68	Shay Robinson
140	to	152.48	=	+12.48	Matt Cacy	138	to	149.49	=	+11.49	Trevor Roberts
178	to	188.24	=	+10.24	Nick Kidd	195	to	204.93	=	+9.93	Bruce Hatcher

Most Un-Improved Averages

182	to	176.21	=	-5.79	Josh Krolikowski	201	to	195.75	=	-5.25	Greg Pettit
180	to	174.91	=	-5.09	Kevin Moriarty	185	to	180.85	=	-4.15	Ryan Grotrian
205	to	200.91	=	-4.09	Jerred Johnson	193	to	189.24	=	-3.76	Kelly McFadden
140	to	137.32	=	-2.68	Ron Studnicka	115	to	113.22	=	-1.78	Kenny VanHorn
145	to	143.64	=	-1.36	Darcy Huffman	184	to	182.80	=	-1.20	Darrin Karsten

Classic League Semi-Finals

Big Apple Fun Center Reprint of Scores

Lane 5 9 - Lethal Injection Diesel

Name	Old Ave	Old HDCP	-1-	-2-	-3-	Total	HDCP Total
Darcy W. Huffman	145	70	154	157	122	433	643
Mike McCollough	153	62	154	169	160	483	669
Noel Carnahan	155	60	186	221	211	618	798
Ryan Meyer	167	48	172	166	257	595	739
Bryon J. Sazama	188	27	214	167	204	585	666
			====	====	====	====	====
Scratch Total			880	880	954	2714	2714
Handicap			267	267	262		796
Total			1147	1147	1216	2714	3510
Team Points Won			0.0	5.0	5.0	15.0	15.0
Match Points Won			2.0	3.0	3.0	10.0	10.0
Total Points Won			2.0	8.0	8.0	25.0	25.0

Lane 6 11 - Eustis Body Shop

Name	Old Ave	Old HDCP	-1-	-2-	-3-	Total	HDCP Total
Glen A. Brown	173	42	244	182	195	621	747
Dave Fread	203	12	245	172	233	650	686
Bill J. Robinson	196	19	234	181	212	627	684
Shay W. Robinson	200	15	197	201	236	634	679
Sam L. Fread	231	0	238	245	203	686	686
			====	====	====	====	====
Scratch Total			1158	981	1079	3218	3218
Handicap			88	88	88		264
Total			1246	1069	1167	3218	3482
Team Points Won			5.0	0.0	0.0	5.0	5.0
Match Points Won			3.0	2.0	2.0	10.0	10.0
Total Points Won			8.0	2.0	2.0	15.0	15.0

Lane 9 1 - Old Chicago

Name	Old Ave	Old HDCP	-1-	-2-	-3-	Total	HDCP Total
Matt A. Cacy	151	64	171	198	131	500	692
Scott B. vonAschwege	180	35	160	158	169	487	592
Ryan D. Clark	182	33	220	139	170	529	628
Darrin W. Karsten	183	32	181	187	178	546	642
Tom McLeod	185	30	253	191	191	635	725
			====	====	====	====	====
Scratch Total			985	873	839	2697	2697
Handicap			194	194	194		582
Total			1179	1067	1033	2697	3279
Team Points Won			0.0	0.0	5.0	5.0	5.0
Match Points Won			1.5	1.0	3.0	8.5	8.5
Total Points Won			1.5	1.0	8.0	13.5	13.5

Lane 10 2 - Chicken Coop

Name	Old Ave	Old HDCP	-1-	-2-	-3-	Total	HDCP Total
Tom Richmond	201	14	232	204	173	609	651
Jason D. Stubbs	177	38	197	177	191	565	679
Scott A. Bauer	199	16	237	222	220	679	727
Logan M. Wirth	205	10	210	254	146	610	640
Chuck M. Brisbin	208	7	247	215	203	665	686
			====	====	====	====	====
Scratch Total			1123	1072	933	3128	3128
Handicap			85	85	85		255
Total			1208	1157	1018	3128	3383
Team Points Won			5.0	5.0	0.0	15.0	15.0
Match Points Won			3.5	4.0	2.0	11.5	11.5
Total Points Won			8.5	9.0	2.0	26.5	26.5

Classic League Semi-Finals

Monday 6:30 pm

Big Apple Fun Center

Match Points Won (This Week)

Lane 5 9 - Lethal Injection Diesel

Name	Last Wk Won	Last Wk Lost	HDCP -1-	HDCP -2-	HDCP -3-	HDCP Total
Darcy W. Huffman	1.0	3.0	224	227	192	643
Mike McCollough	1.0	3.0	216	231	222	669
Noel Carnahan	3.0	1.0	246	281	271	798
Ryan Meyer	3.0	1.0	220	214	300	739
Bryon J. Sazama	2.0	2.0	241	194	231	666

Lane 6 11 - Eustis Body Shop

Name	Last Wk Won	Last Wk Lost	HDCP -1-	HDCP -2-	HDCP -3-	HDCP Total
Glen A. Brown	3.0	1.0	286	224	237	747
Dave Fread	3.0	1.0	257	184	245	686
Bill J. Robinson	1.0	3.0	253	200	231	684
Shay W. Robinson	1.0	3.0	212	216	251	679
Sam L. Fread	2.0	2.0	238	245	203	686

Lane 9 1 - Old Chicago

Name	Last Wk Won	Last Wk Lost	HDCP -1-	HDCP -2-	HDCP -3-	HDCP Total
Matt A. Cacy	3.0	1.0	235	262	195	692
Scott B. vonAschwege		4.0	195	193	204	592
Ryan D. Clark	0.5	3.5	253	172	203	628
Darrin W. Karsten	2.0	2.0	213	219	210	642
Tom McLeod	3.0	1.0	283	221	221	725

Lane 10 2 - Chicken Coop

Name	Last Wk Won	Last Wk Lost	HDCP -1-	HDCP -2-	HDCP -3-	HDCP Total
Tom Richmond	1.0	3.0	246	218	187	651
Jason D. Stubbs	4.0		235	215	229	679
Scott A. Bauer	3.5	0.5	253	238	236	727
Logan M. Wirth	2.0	2.0	220	264	156	640
Chuck M. Brisbin	1.0	3.0	254	222	210	686

Classic League Semi-Finals

Monday 6:30 pm

Big Apple Fun Center Match Points Won (Total for Year)

Name	Ave	Gms	Points		%Won	Name	Ave	Gms	Points		%Won
			Won	Lost					Won	Lost	
Sam L. Fread	231	78	72.5	31.5	69.71%	Kevin L. Moriarty	174	87	37.5	78.5	32.33%
Douglas A. Giles	176	90	68.0	52.0	56.67%	Brent E. Hollis	160	45	35.5	24.5	59.17%
Robert W. Stevens	155	90	65.0	55.0	54.17%	Todd M. Mathews	210	36	34.5	13.5	71.88%
Scott A. Bauer	200	81	65.0	43.0	60.19%	Scott Matteson	137	51	34.5	33.5	50.74%
Matt A. Cacy	152	75	65.0	35.0	65.00%	Chris L. Exstrom	141	54	33.5	38.5	46.53%
Carter R. Hollis	210	87	64.0	52.0	55.17%	Lloyd A. Wilke	140	51	33.0	35.0	48.53%
Matthew J. Young	112	87	62.0	54.0	53.45%	Johnny L. Krotz	177	48	32.5	31.5	50.78%
Thomas E. McLeod	186	78	61.5	42.5	59.13%	Justin R. Swanek	192	54	32.0	40.0	44.44%
Thomas C. Kirkmond	201	81	61.5	46.5	56.94%	Scott B. vonAschwege	178	45	32.0	28.0	53.33%
William D. Kirkland	158	90	61.5	58.5	51.25%	Dave L. Wilke	151	54	29.0	43.0	40.28%
LeRoy H. Hoss	150	90	61.0	59.0	50.83%	Kenneth A. Owen	181	45	29.0	31.0	48.33%
Craig A. Schutt	151	90	60.5	59.5	50.42%	Josh K. Krolikowski	176	48	28.5	35.5	44.53%
Noel Carnahan	157	84	60.5	51.5	54.02%	Matt M. Messersmith	195	60	28.0	52.0	35.00%
Ivan D. Stones	165	90	60.0	60.0	50.00%	Larry K. Giddings	186	39	27.0	25.0	51.92%
Trevor A. Roberts	149	87	60.0	56.0	51.72%	Kenneth W. Wright	148	39	26.5	25.5	50.96%
Chuck M. Brisbin	208	81	59.0	49.0	54.63%	Michael S. McCollough	153	36	26.5	21.5	55.21%
David L. Fread	204	87	58.0	58.0	50.00%	Aaron M. Gottsch	168	39	26.0	26.0	50.00%
Bill J. Robinson	197	78	57.5	46.5	55.29%	Russell L. Zink	165	48	26.0	38.0	40.63%
John L. Nikkila	175	81	57.0	51.0	52.78%	John R. McKirahan	154	45	26.0	34.0	43.33%
David D. Hibberd	174	84	57.0	55.0	50.89%	Travys M. Woodside	165	42	25.0	31.0	44.64%
Gary D. Hatcher	178	81	55.5	52.5	51.39%	James M. Leibhart	186	33	24.5	19.5	55.68%
Chris R. Lytle	188	87	54.0	62.0	46.55%	Greg A. Pettit	195	51	24.0	44.0	35.29%
Robert L. Cherry	166	90	53.0	67.0	44.17%	Mark N. Elstermeier	163	36	23.0	29.0	44.23%
Jeremy J. Dalland	218	71	52.5	43.5	54.69%	Roger P. Davis	139	48	22.5	45.5	33.09%
Zack T. Journey	154	72	51.5	44.5	53.65%	Mark A. Bowman	178	39	22.5	29.5	43.27%
William J. Dreyer	138	90	51.0	69.0	42.50%	Kelly R. McFadden	r197	45	21.0	39.0	35.00%
Jason D. Stubbs	178	69	50.0	42.0	54.35%	Donald G. Sluti	124	21	18.0	10.0	64.29%
Logan M. Wirth	205	69	50.0	42.0	54.35%	Ryan M. Grotrian	180	27	17.0	19.0	47.22%
Chris L. Stapleton	164	84	50.0	62.0	44.64%	Mick R. Patsios	161	24	17.0	19.0	47.22%
Bob G. Vogt	174	78	50.0	54.0	48.08%	Jerred J. Johnson	200	33	16.5	27.5	37.50%
Brad M. Olson	186	87	50.0	66.0	43.10%	Shawn Carson	181	18	13.0	11.0	54.17%
Mark A. Woodside	147	71	49.0	47.0	51.04%	Kenny J. VanHorn	113	27	12.0	24.0	33.33%
Darrin W. Karsten	r183	69	49.0	43.0	53.26%	Mark A. Yonkers	171	18	12.0	12.0	50.00%
Jeff A. Fruhling	185	72	48.5	47.5	50.52%	Robert L. Turner Jr	183	18	11.5	12.5	47.92%
Kenneth R. Meyer	168	75	48.5	51.5	48.50%	Dirk C. Yonkers	159	12	8.0	8.0	50.00%
F.S. Fisher	156	75	48.5	51.5	48.50%	Omar B. Whitfield	178	9	7.0	5.0	58.33%
Jarvis J. Culler	198	80	48.0	60.0	44.44%	Marvin E. Miller	141	15	7.0	13.0	35.00%
Brandon L. Young	130	66	47.5	40.5	53.98%	Patrick J. Murphy	138	8	7.0	5.0	58.33%
Levi M. Clark	155	57	47.0	29.0	61.84%	Jeff C. Poland	148	15	7.0	13.0	35.00%
Shay W. Robinson	200	78	46.5	57.5	44.71%	Gil K. Kindsfater	183	18	7.0	17.0	29.17%
Bryon J. Sazama	188	57	46.0	30.0	60.53%	Larry L. Harrington	168	15	6.0	14.0	30.00%
Jared J. Samuelson	192	69	45.5	46.5	49.46%	Brandon L. Schade	173	9	5.5	6.5	45.83%
Randy A. Myers	194	66	45.0	43.0	51.14%	Douglas J. Althouse	bk154	3	4.0		100.00%
Earl E. Rademacher	134	63	45.0	43.0	51.14%	David M. Jamrog	bk143	3	4.0		100.00%
Ron J. Studnicka	137	87	44.0	72.0	37.93%	Bryan A. Schirmer	214	3	3.0	1.0	75.00%
Darcy W. Huffman	r145	75	43.5	56.5	43.50%	Jeff D. Snodgrass	bk124	3	3.0	1.0	75.00%
Glen A. Brown	174	57	42.5	33.5	55.92%	Robert E. Verbeck	154	9	2.0	10.0	16.67%
Ryan D. Clark	182	57	40.5	35.5	53.29%	James E. Dalland	189	3	2.0	2.0	50.00%
Bruce A. Hatcher	204	54	40.0	32.0	55.56%	Scott A. Johnson	171	3	2.0	2.0	50.00%
Vaughn L. Cook	118	57	39.0	37.0	51.32%	Harry R. Husman	bk125	3	2.0	2.0	50.00%
Nicholas H. Kidd	r189	54	38.0	34.0	52.78%	Ray K. Lee	bk155	3	1.0	3.0	25.00%

Classic League Semi-Finals

Monday 6:30 pm

Big Apple Fun Center

Change in Average

Name	----Old----		Old					---Average Change---			Weekly Over Ave
	Pins	Games	Ave	-1-	-2-	-3-	Total	New	Old	----> +/-	Series Ave +/-
Doug Althouse	484		3bk154				0	161.33	- 161.33	= 0.00	
Scott A. Bauer	15532	78	199	237	222	220	679	200.14	- 199.13	= 1.01	679 - 597=82
Mark A. Bowman	6974	39	178				0	178.82	- 178.82	= 0.00	
Chuck M. Brisbin	16262	78	208	247	215	203	665	208.98	- 208.49	= 0.49	665 - 624=41
Glen A. Brown	9343	54	173	244	182	195	621	174.81	- 173.02	= 1.79	621 - 519=102
Matt A. Cacy	10936	72	151	171	198	131	500	152.48	- 151.89	= 0.59	500 - 453=47
Noel Carnahan	12575	81	155	186	221	211	618	157.06	- 155.25	= 1.81	618 - 465=153
Shawn Carson	3258	18	181				0	181.00	- 181.00	= 0.00	
Bob Cherry	14957	90	166				0	166.19	- 166.19	= 0.00	
Levi M. Clark	8837	57	155				0	155.04	- 155.04	= 0.00	
Ryan D. Clark	9870	54	182	220	139	170	529	182.44	- 182.78	= -0.34	529 - 546=-17
Vaughn L. Cook	6777	57	118				0	118.89	- 118.89	= 0.00	
Jarvis J. Culler	15901	80	198				0	198.76	- 198.76	= 0.00	
Jim Dalland	569	3	189				0	189.67	- 189.67	= 0.00	
Jeremy J. Dalland	15500	71	218				0	218.31	- 218.31	= 0.00	
Roger P. Davis	6686	48	139				0	139.29	- 139.29	= 0.00	
Joe Dreyer	12421	90	138				0	138.01	- 138.01	= 0.00	
Mark N. Elstermeier	5901	36	163				0	163.92	- 163.92	= 0.00	
Chris L. Exstrom	7636	54	141				0	141.41	- 141.41	= 0.00	
Flip Fisher	11748	75	156				0	156.64	- 156.64	= 0.00	
Dave Fread	17111	84	203	245	172	233	650	204.15	- 203.70	= 0.45	650 - 609=41
Sam L. Fread	17361	75	231	238	245	203	686	231.37	- 231.48	= -0.11	686 - 693=-7
Jeff A. Fruhling	13329	72	185				0	185.13	- 185.13	= 0.00	
Larry K. Giddings	7259	39	186				0	186.13	- 186.13	= 0.00	
Doug Giles	15922	90	176				0	176.91	- 176.91	= 0.00	
Aaron M. Gottsch	6584	39	168				0	168.82	- 168.82	= 0.00	
Ryan M. Grotrian	4883	27	180				0	180.85	- 180.85	= 0.00	
Larry L. Harrington	2527	15	168				0	168.47	- 168.47	= 0.00	
Bruce A. Hatcher	11066	54	204				0	204.93	- 204.93	= 0.00	
Gary D. Hatcher	14440	81	178				0	178.27	- 178.27	= 0.00	
David D. Hibberd	14643	84	174				0	174.32	- 174.32	= 0.00	
Brent E. Hollis	7224	45	160				0	160.53	- 160.53	= 0.00	
Carter R. Hollis	18312	87	210				0	210.48	- 210.48	= 0.00	
LeRoy H. Hoss	13534	90	150				0	150.38	- 150.38	= 0.00	
Darcy W. Huffman	10340	72	145	154	157	122	433	143.64	- 143.61	= 0.03	433 - 435=-2
Harry R. Husman	391		3bk125				0	130.33	- 130.33	= 0.00	
Dave Jamrog	445		3bk143				0	148.33	- 148.33	= 0.00	
Jerred J. Johnson	6630	33	200				0	200.91	- 200.91	= 0.00	

Name	-----Old-----		Old					---Average Change---			Weekly Over Ave
	Pins	Games	Ave	-1-	-2-	-3-	Total	New	Old	----> +/-	Series Ave +/-
Scott A. Johnson	514	3	171				0	171.33	- 171.33	= 0.00	
Zack T. Journey	11130	72	154				0	154.58	- 154.58	= 0.00	
Darrin W. Karsten	12067	66	183	181	187	178	546	182.80	- 182.83	= -0.04	546 - 549=-3
Nick Kidd	10165	54	189				0	188.24	- 188.24	= 0.00	
Gil K. Kindsfater	3307	18	183				0	183.72	- 183.72	= 0.00	
Bill Kirkland	14230	90	158				0	158.11	- 158.11	= 0.00	
Josh K. Krolikowski	8458	48	176				0	176.21	- 176.21	= 0.00	
John Krotz	8520	48	177				0	177.50	- 177.50	= 0.00	
Ray K. Lee	430	3bk	155				0	143.33	- 143.33	= 0.00	
James M. Leibhart	6155	33	186				0	186.52	- 186.52	= 0.00	
Chris R. Lytle	16417	87	188				0	188.70	- 188.70	= 0.00	
Todd M. Mathews	7571	36	210				0	210.31	- 210.31	= 0.00	
Scott Matteson	6992	51	137				0	137.10	- 137.10	= 0.00	
Mike McCollough	5026	33	153	154	169	160	483	153.03	- 152.30	= 0.72	483 - 459=24
Kelly R. McFadden	8516	45	197				0	189.24	- 189.24	= 0.00	
John R. McKirahan	6958	45	154				0	154.62	- 154.62	= 0.00	
Tom McLeod	13930	75	185	253	191	191	635	186.73	- 185.73	= 1.00	635 - 555=80
Matt M. Messersmith	11747	60	195				0	195.78	- 195.78	= 0.00	
Ryan Meyer	12035	72	167	172	166	257	595	168.40	- 167.15	= 1.25	595 - 501=94
Marvin E. Miller	2124	15	141				0	141.60	- 141.60	= 0.00	
Kevin L. Moriarty	15217	87	174				0	174.91	- 174.91	= 0.00	
Pat Murphy	1105	8	138				0	138.13	- 138.13	= 0.00	
Randy A. Myers	12863	66	194				0	194.89	- 194.89	= 0.00	
Johnny Nikkila	14219	81	175				0	175.54	- 175.54	= 0.00	
Brad M. Olson	16211	87	186				0	186.33	- 186.33	= 0.00	
Kenny Owen	8155	45	181				0	181.22	- 181.22	= 0.00	
Mick R. Patsios	3868	24	161				0	161.17	- 161.17	= 0.00	
Greg A. Pettit	9983	51	195				0	195.75	- 195.75	= 0.00	
Jeff C. Poland	2232	15	148				0	148.80	- 148.80	= 0.00	
Earl E. Rademacher	8503	63	134				0	134.97	- 134.97	= 0.00	
Tom Richmond	15738	78	201	232	204	173	609	201.81	- 201.77	= 0.05	609 - 603=6
Trevor A. Roberts	13006	87	149				0	149.49	- 149.49	= 0.00	
Bill J. Robinson	14752	75	196	234	181	212	627	197.17	- 196.69	= 0.47	627 - 588=39
Shay W. Robinson	15019	75	200	197	201	236	634	200.68	- 200.25	= 0.43	634 - 600=34
Jared J. Samuelson	13279	69	192				0	192.45	- 192.45	= 0.00	
Bryon J. Sazama	10186	54	188	214	167	204	585	188.96	- 188.63	= 0.34	585 - 564=21
Brandon L. Schade	1564	9	173				0	173.78	- 173.78	= 0.00	
Bryan A. Schirmer	644	3	214				0	214.67	- 214.67	= 0.00	
Craig A. Schutt	13610	90	151				0	151.22	- 151.22	= 0.00	
Don Sluti	2621	21	124				0	124.81	- 124.81	= 0.00	
Jeff D. Snodgrass	397	3bk	124				0	132.33	- 132.33	= 0.00	

Name	-----Old-----		Old	-1-	-2-	-3-	Total	---Average Change---			Weekly Over Ave Series Ave +/-		
	Pins	Games	Ave					New	Old	----> +/-			
Chris L. Stapleton	13821	84	164				0	164.54	-	164.54	=	0.00	
Bob Stevens	13994	90	155				0	155.49	-	155.49	=	0.00	
Ivan D. Stones	14928	90	165				0	165.87	-	165.87	=	0.00	
Jason D. Stubbs	11738	66	177	197	177	191	565	178.30	-	177.85	=	0.46	565 - 531=34
Ron J. Studnicka	11947	87	137				0	137.32	-	137.32	=	0.00	
Justin R. Swanek	10401	54	192				0	192.61	-	192.61	=	0.00	
Bobby Turner Jr	3302	18	183				0	183.44	-	183.44	=	0.00	
Kenny J. VanHorn	3057	27	113				0	113.22	-	113.22	=	0.00	
Bob Verbeck	1390	9	154				0	154.44	-	154.44	=	0.00	
Bob G. Vogt	13604	78	174				0	174.41	-	174.41	=	0.00	
Scott B. vonAschwege	7562	42	180	160	158	169	487	178.87	-	180.05	=	-1.18	487 - 540=-53
Omar B. Whitfield	1603	9	178				0	178.11	-	178.11	=	0.00	
Dave L. Wilke	8202	54	151				0	151.89	-	151.89	=	0.00	
Lloyd A. Wilke	7180	51	140				0	140.78	-	140.78	=	0.00	
Logan M. Wirth	13576	66	205	210	254	146	610	205.59	-	205.70	=	-0.10	610 - 615=-5
Mark A. Woodside	10468	71	147				0	147.44	-	147.44	=	0.00	
Travys M. Woodside	6933	42	165				0	165.07	-	165.07	=	0.00	
Kenny Wright	5782	39	148				0	148.26	-	148.26	=	0.00	
Dirk C. Yonkers	1912	12	159				0	159.33	-	159.33	=	0.00	
Mark A. Yonkers	3095	18	171				0	171.94	-	171.94	=	0.00	
Brandon L. Young	8632	66	130				0	130.79	-	130.79	=	0.00	
Matt Young	9780	87	112				0	112.41	-	112.41	=	0.00	
Russ Zink	7940	48	165				0	165.42	-	165.42	=	0.00	

Monday 6:30 pm

Big Apple Fun Center

High Average Listing

Name	True Average	Pins	Gms	To Raise Avg +1	To Drop Avg -1
Sam L. Fread	231.37	18047	78	745	663
Jeremy J. Dalland	218.31	15500	71	706	631
Bryan A. Schirmer	214.67	644	3	646	639
Carter R. Hollis	210.48	18312	87	678	587
Todd M. Mathews	210.31	7571	36	658	618
Chuck M. Brisbin	208.98	16927	81	629	544
Logan M. Wirth	205.59	14186	69	646	573
Bruce A. Hatcher	204.93	11066	54	619	561
David L. Fread	204.15	17761	87	689	598
Thomas C. Richmond	201.81	16347	81	621	536
Jerred J. Johnson	200.91	6630	33	606	569
Shay W. Robinson	200.68	15653	78	628	546
Scott A. Bauer	200.14	16211	81	673	588
Jarvis J. Culler	198.76	15901	80	616	532
Bill J. Robinson	197.17	15379	78	659	577
Matt M. Messersmith	195.78	11747	60	601	537
Greg A. Pettit	195.75	9983	51	601	546
Randy A. Myers	194.89	12863	66	592	522
Justin R. Swanek	192.61	10401	54	600	542
Jared J. Samuelson	192.45	13279	69	617	544
James E. Dalland	189.67	569	3	571	564
Kelly R. McFadden	189.24	8516	45	604	555
Bryon J. Sazama	188.96	10771	57	569	508
Chris R. Lytle	188.70	16417	87	593	502
Nicholas H. Kidd	188.24	10165	54	608	550
Thomas E. McLeod	186.73	14565	78	582	500
James M. Leibhart	186.52	6155	33	577	540
Brad M. Olson	186.33	16211	87	619	528
Larry K. Giddings	186.13	7259	39	595	552
Jeff A. Fruhling	185.13	13329	72	621	545
Gil K. Kindsfater	183.72	3307	18	557	535
Robert L. Turner Jr	183.44	3302	18	562	540
Darrin W. Karsten	182.80	12613	69	563	490
Ryan D. Clark	182.44	10399	57	581	520
Kenneth A. Owen	181.22	8155	45	581	532
Shawn Carson	181.00	3258	18	564	542
Ryan M. Grotrian	180.85	4883	27	547	516
Scott B. vonAschwege	178.87	8049	45	543	494
Mark A. Bowman	178.82	6974	39	544	501
Jason D. Stubbs	178.30	12303	69	585	512
Gary D. Hatcher	178.27	14440	81	596	511
Omar B. Whitfield	178.11	1603	9	545	532
Johnny L. Krotz	177.50	8520	48	558	506
Douglas A. Giles	176.91	15922	90	539	445
Josh K. Krolkowski	176.21	8458	48	569	517
John L. Nikkila	175.54	14219	81	565	480
Kevin L. Moriarty	174.91	15217	87	533	442
Glen A. Brown	174.81	9964	57	536	475
Bob G. Vogt	174.41	13604	78	571	489

<u>Name</u>	<u>True Average</u>	<u>Pins Gms</u>	<u>To Raise Avg +1</u>	<u>To Drop Avg -1</u>
David D. Hibberd	174.32	14643 84	582	494
Brandon L. Schade	173.78	1564 9	524	511
Mark A. Yonkers	171.94	3095 18	517	495
Scott A. Johnson	171.33	514 3	518	511
Aaron M. Gottsch	168.82	6584 39	514	471
Larry L. Harrington	168.47	2527 15	515	496
Kenneth R. Meyer	168.40	12630 75	552	473
Robert L. Cherry	166.19	14957 90	574	480
Ivan D. Stones	165.87	14928 90	510	416
Russell L. Zink	165.42	7940 48	526	474
Travys M. Woodside	165.07	6933 42	537	491
Chris L. Stapleton	164.54	13821 84	534	446
Mark N. Elstermeier	163.92	5901 36	495	455
Douglas J. Althouse	161.33	484 3	488	481
Mick R. Patsios	161.17	3868 24	506	478
Brent E. Hollis	160.53	7224 45	504	455
Dirk C. Yonkers	159.33	1912 12	488	472
William D. Kirkland	158.11	14230 90	557	463
Noel Carnahan	157.06	13193 84	553	465
F.S. Fisher	156.64	11748 75	498	419
Robert W. Stevens	155.49	13994 90	514	420
Levi M. Clark	155.04	8837 57	523	462
John R. McKirahan	154.62	6958 45	482	433
Zack T. Journey	154.58	11130 72	495	419
Robert E. Verbeck	154.44	1390 9	470	457
Michael S. McCollough	153.03	5509 36	497	457
Matt A. Cacy	152.48	11436 75	498	419
Dave L. Wilke	151.89	8202 54	462	404
Craig A. Schutt	151.22	13610 90	526	432
LeRoy H. Hoss	150.38	13534 90	509	415
Trevor A. Roberts	149.49	13006 87	494	403
Jeff C. Poland	148.80	2232 15	450	431
David M. Jamrog	148.33	445 3	449	442
Kenneth W. Wright	148.26	5782 39	476	433
Mark A. Woodside	147.44	10468 71	484	409
Darcy W. Huffman	143.64	10773 75	459	380
Ray K. Lee	143.33	430 3	434	427
Marvin E. Miller	141.60	2124 15	432	413
Chris L. Exstrom	141.41	7636 54	458	400
Lloyd A. Wilke	140.78	7180 51	434	379
Roger P. Davis	139.29	6686 48	454	402
Patrick J. Murphy	138.13	1105 8	424	412
William J. Dreyer	138.01	12421 90	506	412
Ron J. Studnicka	137.32	11947 87	473	382
Scott Matteson	137.10	6992 51	460	405
Earl E. Rademacher	134.97	8503 63	407	340
Jeff D. Snodgrass	132.33	397 3	401	394
Brandon L. Young	130.79	8632 66	407	337
Harry R. Husman	130.33	391 3	395	388
Donald G. Sluti	124.81	2621 21	379	354
Vaughn L. Cook	118.89	6777 57	363	302
Kenny J. VanHorn	113.22	3057 27	363	332

<u>Name</u>	<u>True Average</u>	<u>Pins</u>	<u>Gms</u>	<u>To Raise Avg +1</u>	<u>To Drop Avg -1</u>
Matthew J. Young	112.41	9780	87	390	299

Classic League Semi-Finals

Monday 6:30 pm

Big Apple Fun Center

Most Pins Over Average

Name	-----Old-----		Old					---Average Change---			Weekly Over Ave
	Pins	Games	Ave	-1-	-2-	-3-	Total	New - Old	----> +/-	Series Ave +/-	
Noel Carnahan	12575	81	155	186	221	211	618	157.06	- 155.25	= 1.81	618 - 465=153
Glen A. Brown	9343	54	173	244	182	195	621	174.81	- 173.02	= 1.79	621 - 519=102
Ryan Meyer	12035	72	167	172	166	257	595	168.40	- 167.15	= 1.25	595 - 501=94
Scott A. Bauer	15532	78	199	237	222	220	679	200.14	- 199.13	= 1.01	679 - 597=82
Tom McLeod	13930	75	185	253	191	191	635	186.73	- 185.73	= 1.00	635 - 555=80
Matt A. Cacy	10936	72	151	171	198	131	500	152.48	- 151.89	= 0.59	500 - 453=47
Dave Fread	17111	84	203	245	172	233	650	204.15	- 203.70	= 0.45	650 - 609=41
Chuck M. Brisbin	16262	78	208	247	215	203	665	208.98	- 208.49	= 0.49	665 - 624=41
Bill J. Robinson	14752	75	196	234	181	212	627	197.17	- 196.69	= 0.47	627 - 588=39
Shay W. Robinson	15019	75	200	197	201	236	634	200.68	- 200.25	= 0.43	634 - 600=34
Jason D. Stubbs	11738	66	177	197	177	191	565	178.30	- 177.85	= 0.46	565 - 531=34
Mike McCollough	5026	33	153	154	169	160	483	153.03	- 152.30	= 0.72	483 - 459=24
Bryon J. Sazama	10186	54	188	214	167	204	585	188.96	- 188.63	= 0.34	585 - 564=21
Tom Richmond	15738	78	201	232	204	173	609	201.81	- 201.77	= 0.05	609 - 603=6
Darcy W. Huffman	10340	72	145	154	157	122	433	143.64	- 143.61	= 0.03	433 - 435=-2
Darrin W. Karsten	12067	66	183	181	187	178	546	182.80	- 182.83	= -0.04	546 - 549=-3
Logan M. Wirth	13576	66	205	210	254	146	610	205.59	- 205.70	= -0.10	610 - 615=-5
Sam L. Fread	17361	75	231	238	245	203	686	231.37	- 231.48	= -0.11	686 - 693=-7
Ryan D. Clark	9870	54	182	220	139	170	529	182.44	- 182.78	= -0.34	529 - 546=-17
Scott B. vonAschwege	7562	42	180	160	158	169	487	178.87	- 180.05	= -1.18	487 - 540=-53

Monday 6:30 pm

Big Apple Fun Center

Alphabetic League Bowler Contact List

USBC					Bowling	
ID Number	Name	Phone	Phone	E-mail	Hand	Sex
1494-3239	Althouse, Douglas "Doug" J.	(308)830-3433	() - -	djalthouse@msn.com	R	M
1494-1881	Bauer, Scott A.	(308)440-6763	() - -	bow8210@gmail.com	R	M
1494-3007	Bowman, Mark A.	(308)440-5696	() - -		L	M
1494-789	Brisbin, Chuck M.	(308)440-2265	(308)234-4545	Husk300@gmail.com	R	M
1494-2241	Brown, Glen A.	(308)293-0430	() - -	ebsglen@eustisbodyshop.com	R	M
11-646986	Cacy, Matt A.	(402)560-0835	() - -	m_cacy91@hotmail.com	R	M
1494-2974	Carnahan, Noel	(308)627-7903	() - -		R	M
11-520000	Carson, Shawn	(308)627-7891	() - -	s.carson.army@gmail.com	R	M
1494-11	Cherry, Robert "Bob" L.	(308)938-2525	() - -		R	M
6219-21	Clark, Levi M.	(308)380-5442	() - -	leviclar56@gmail.com	R	M
1524-33	Clark, Ryan D.	(308)216-0085	() - -	cwbyz21@gmail.com	R	M
1494-3022	Cook, Vaughn L.	(903)424-2270	() - -		R	M
1494-2615	Culler, Jarvis J.	(308)224-0465	() - -	jarvisculler@yahoo.com	R	M
1231-31	Dalland, James "Jim" E.	(507)390-3803	() - -		R	M
1231-603	Dalland, Jeremy J.	(308)440-7560	() - -	jerdahl13@hotmail.com	R	M
1494-594	Davis, Roger P.	(308)237-9320	() - -	davisr@unk.edu	R	M
11-768339	Dreyer, William "Joe" J.	(308)627-8117	() - -	dreyer.joe13@gmail.com	R	M
1494-2234	Elstermeier, Mark N.	(308)237-6872	() - -		R	M
1494-2788	Exstrom, Chris L.	(308)440-6930	() - -	exstromc@yahoo.com	R	M
1494-2842	Fisher, F.S. "Flip"	(308)293-2444	() - -	flipfisher@gmail.com	R	M
1498-19	Fread, David "Dave" L.	(308)325-1042	(308)324-5553	dave122462@hotmail.com	R	M
6203-14	Fread, Sam L.	(308)746-6776	() - -	sfread8@gmail.com	L	M
1494-261	Fruhling, Jeff A.	(308)627-7332	() - -	drfruman@hotmail.com	R	M
1494-1258	Giddings, Larry K.	(308)627-3247	() - -	lkgiddings300@gmail.com	R	M
1494-1810	Giles, Douglas "Doug" A.	(308)627-5683	() - -	gman245@yahoo.com	R	M
1494-2536	Gottsch, Aaron M.	(308)962-6488	() - -		R	M
1505-23	Grotrian, Ryan M.	(308)440-1589	() - -	groat2112@yahoo.com	R	M
27580-14	Harrington, Larry L.	(308)236-5902	() - -		R	M
1486-2240	Hatcher, Bruce A.	(308)627-7379	() - -	brucehatcher@charter.net	R	M
1494-256	Hatcher, Gary D.	(308)238-3914	() - -	gary.hatcher@charter.net	R	M
1494-473	Hibberd, David D.	(308)627-5006	() - -	d.hibberd@kearneglass.com	R	M
9726-4115	Hollis, Brent E.	(308)627-7532	(308)627-7533	bigredautoglass@aol.com	R	M
11-536044	Hollis, Carter R.	(308)293-3437	() - -	onekoolmustang@aol.com	R	M
1494-134	Hoss, LeRoy H.	(308)238-3792	() - -	leroyhoss@gmail.com	R	M
1494-2970	Huffman, Darcy W.	(308)214-0813	() - -	dwhuffman09@ole.augie.edu	R	M
1494-778	Husman, Harry R.	(308)468-6119	() - -		R	M
1494-78	Jamrog, David "Dave" M.	(308)240-0149	() - -	david.jamrog@sdmyers.com	R	M
1494-2364	Johnson, Jerred J.	(308)440-1200	() - -	jiliv2hunt@hotmail.com	R	M
8966-5171	Johnson, Scott A.	(308)627-6487	() - -	scojo09@gmail.com	R	M
9726-4112	Journey, Zack T.	(308)224-8679	() - -		R	M
1494-1613	Karsten, Darrin W.	(308)627-4799	(308)237-5025	dwkarsten@aol.com	R	M
1489-496	Kidd, Nicholas "Nick" H.	(308)627-6139	() - -	nickkidd79@gmail.com	R	M
1494-324	Kindsfater, Gil K.	(308)234-2298	(308)233-7172	gmkind@charter.net	R	M
1494-1989	Kirkland, William "Bill" D.	(308)233-4253	() - -	kirklandsiding@charter.net	R	M
1494-2696	Krolikowski, Josh K.	(308)440-1536	() - -	joshkrolikowski@gmail.com	R	M
1494-2625	Krotz, Johnny "John" L.	(308)440-9799	() - -	jkrotz@yahoo.com	R	M
1494-176	Lee, Ray K.	(308)647-5382	(308)647-5382		R	M
8793-1262	Leibhart, James M.	(308)325-9720	() - -	jamesleibhart@gmail.com	R	M
1494-2493	Lytle, Chris R.	(308)224-1023	() - -	lytlecr@hotmail.com	R	M
1494-1323	Mathews, Todd M.	(308)293-5684	() - -		R	M
1494-2291	Matteson, Scott	(308)236-6089	(308)440-4863	scott.matteson6@gmail.com	R	M
1494-2687	McCollough, Michael "Mike" S.	(308)293-6488	() - -	mccolloughms@gmail.com	R	M
6219-307	McFadden, Kelly R.	(308)293-7045	() - -	kelly.mcfadden@yahoo.com	R	M

USBC					Bowling	
ID Number	Name	Phone	Phone	E-mail	Hand	Sex
1494-1048	McKirahan, John R.	(308)234-6236	() - -	jsmck@charter.net	L	M
1494-2556	McLeod, Thomas "Tom" E.	(308)440-2091	() - -	tmcleod221@gmail.com	R	M
1494-3186	Messersmith, Matt M.	(308)207-5172	() - -		R	M
16-15169	Meyer, Kenneth "Ryan" R.	(402)720-0431	() - -	k_ry_meyer@yahoo.com	R	M
1494-33	Miller, Marvin E.	(308)234-1636	(308)440-9308		R	M
1494-689	Moriarty, Kevin L.	(308)995-8877	(308)440-8641	kmoriarty@holdregehomes.org	R	M
1494-2504	Murphy, Patrick "Pat" J.	(308)708-1956	() - -		R	M
1494-3121	Myers, Randy A.	(308)830-1492	(308)830-1492	r.myers87@yahoo.com	R	M
1494-182	Nikkila, John "Johnny" L.	(308)440-1331	() - -	jln.mkn@charter.net	R	M
1494-957	Olson, Brad M.	(308)440-3992	() - -	bgraphic23@gmail.com	R	M
300-6153	Owen, Kenneth "Kenny" A.	(308)440-8316	(308)234-4545	ken.owen@bigapplefuncenter.com	R	M
1494-1224	Patsios, Mick R.	(308)237-3007	(308)233-2780	mpatsios53@charter.net	R	M
6201-149	Pettit, Greg A.	(308)708-9824	() - -		R	M
1494-2961	Poland, Jeff C.	(308)440-0552	() - -		R	M
1494-128	Rademacher, Earl E.	(308)237-2063	(308)627-8522	ejrademacher@charter.net	R	M
1494-1207	Richmond, Thomas "Tom" C.	(308)293-5430	() - -	thmsrchmnd@gmail.com	R	M
11-604727	Roberts, Trevor A.	(308)440-9524	() - -	vikingrock80@hotmail.com	L	M
1494-98	Robinson, Bill J.	(308)233-2851	() - -	robinsonb@qwestoffice.net	L	M
1494-2227	Robinson, Shay W.	(308)440-5104	() - -	shayrobinson21@yahoo.com	R	M
6201-21	Samuelson, Jared J.	(308)233-1018	() - -	samuelsonjj@gmail.com	R	M
1494-360	Sazama, Bryon J.	(308)440-4545	() - -	jhawks3437@yahoo.com	R	M
1494-2420	Schade, Brandon L.	(308)627-0492	() - -		R	M
1490-329	Schirmer, Bryan A.	(308)520-0388	() - -	mrbsautorepair@gmail.com	R	M
1494-3217	Schutt, Craig A.	(308)216-0911	(308)224-5421		R	M
1494-593	Sluti, Donald "Don" G.	(308)236-9640	() - -	slutid@unk.edu	R	M
1494-3216	Snodgrass, Jeff D.	(402)759-2746	() - -	ozzie_1980@yahoo.com	R	M
1494-452	Stapleton, Chris L.	(308)293-5387	() - -	soggychris2000@yahoo.com	R	M
1494-303	Stevens, Robert "Bob" W.	(308)440-4005	() - -	roberthuskers@gmail.com	R	M
1494-6	Stones, Ivan D.	(308)234-4231	(308)440-3258	stonivad@charter.net	R	M
1494-1079	Stubbs, Jason D.	(308)236-5351	() - -	stujas@gmail.com	R	M
1494-3219	Studnicka, Ron J.	(308)234-3645	(308)627-4355	itsmudpie@gmail.com	R	M
1489-1082	Swanek, Justin R.	(402)210-0537	() - -	Diggerj79@yahoo.com	R	M
1494-87	Turner Jr, Robert "Bobby" L.	(308)440-1799	() - -	bobby.turner59@yahoo.com	R	M
1494-333	VanHorn, Kenny J.	(308)233-2795	(308)233-2183	vanhorns@charter.net	R	M
1494-363	Verbeck, Robert "Bob" E.	(308)240-9675	() - -		R	M
1494-88	Vogt, Bob G.	(308)234-9330	() - -		R	M
1494-994	vonAschwege, Scott B.	(308)293-0277	(308)236-7328	saschwege@gmail.com	R	M
1494-754	Whitfield, Omar B.	(308)627-6672	() - -	hammer4d@yahoo.com	R	M
1494-1792	Wilke, Dave L.	(308)627-6825	() - -	dave@wilkecc.com	R	M
1494-159	Wilke, Lloyd A.	(308)468-6739	(308)216-0737	wilkelsw@nctc.net	R	M
6201-92	Wirth, Logan M.	(308)233-3915	() - -		R	M
1494-1269	Woodside, Mark A.	(308)233-2077	() - -	mawoodside@yahoo.com	L	M
1494-2945	Woodside, Travys M.	(308)440-2828	() - -	travysw@gmail.com	R	M
1513-1207	Wright, Kenneth "Kenny" W.	(308)529-8373	() - -	kwright68847@yahoo.com	L	M
1494-3143	Yonkers, Dirk C.	(308)293-4147	() - -	peeb4147@gmail.com	R	M
1494-1898	Yonkers, Mark A.	(308)440-6006	() - -		R	M
9726-4117	Young, Brandon L.	(910)876-2132	() - -	bladenpolice@gmail.com	R	M
9726-4114	Young, Matthew "Matt" J.	(308)627-9601	() - -	sandymisty88@gmail.com	R	M
1494-1776	Zink, Russell "Russ" L.	(702)908-6400	() - -	russzink49@yahoo.com	R	M

Classic League Semi-Finals

Big Apple Fun Center

This report is for scores bowled April 22

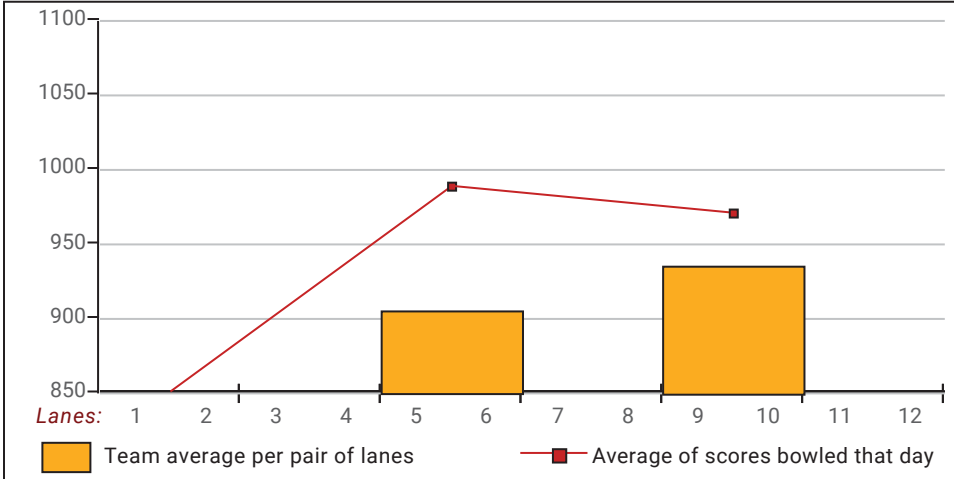
This Week's Statistics: Lefties vs Righties

Unless designated left handed, bowlers are considered right handed.

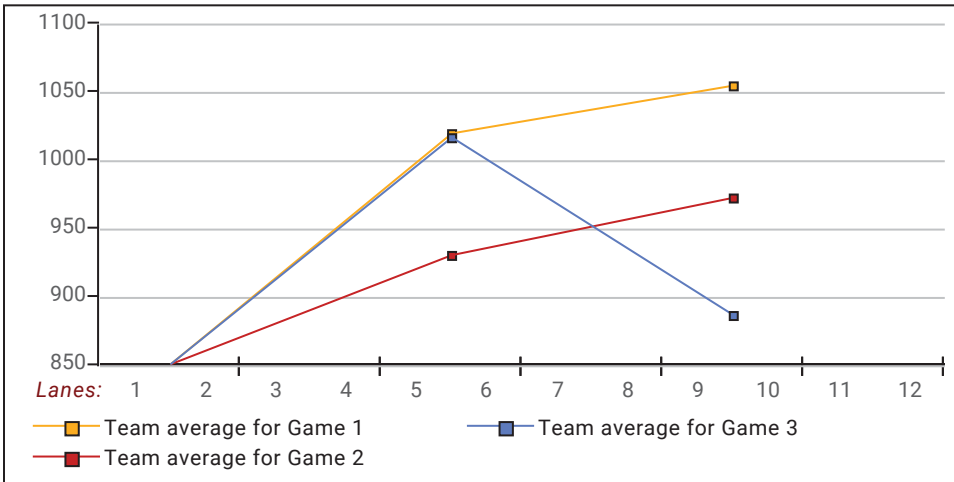
	Over All	Right	Left
How many people bowled	20	18	2
Number of games bowled	60	54	6
Actual average of week's scores	195.95	193.41	218.83
How many games above average	41	37	4
How many games below average	18	16	2
Pins above/below average per game	12.05	12.80	5.33
How many people raised average	15	14	1
by this amount	0.72	0.74	0.47
How many people went down	5	4	1
by this amount	-0.35	-0.41	-0.11
League average before bowling	184.42	181.12	214.09
League average after bowling	184.87	181.60	214.27
Change in league average	0.46	0.49	0.18
800s	--	--	--
775s	--	--	--
750s	--	--	--
725s	--	--	--
700s	--	--	--
675s	2	1	1
650s	2	2	--
625s	3	2	1
600s	4	4	--
575s	2	2	--
550s	1	1	--
525s	2	2	--
500s	1	1	--
475s	2	2	--
450s	--	--	--
425s	1	1	--
400s	--	--	--
below 400	--	--	--
300s	--	--	--
275s	--	--	--
250s	3	3	--
225s	10	7	3
200s	14	12	2
175s	14	13	1
150s	15	15	--
125s	3	3	--
100s	1	1	--
below 100	--	--	--

This report is for scores bowled April 22

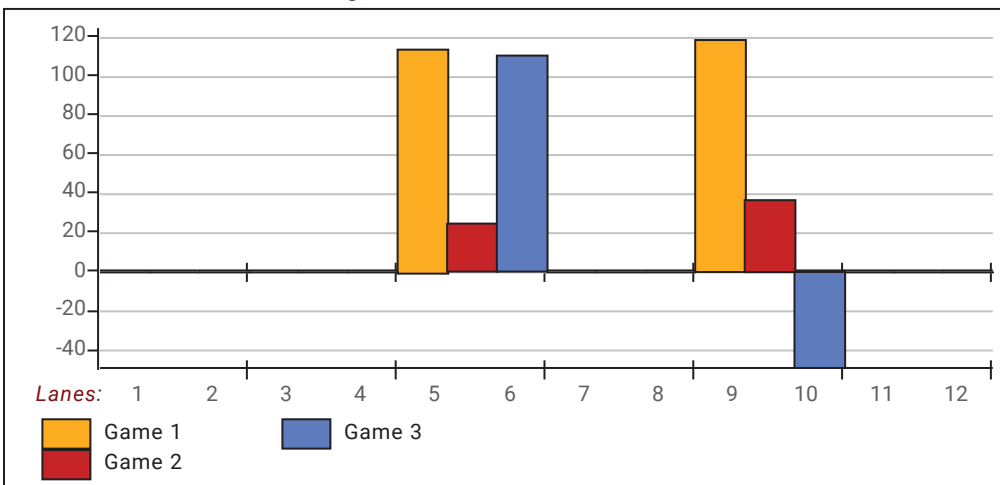
Team Average vs Ave of Scores



Average of Scores for Each Game

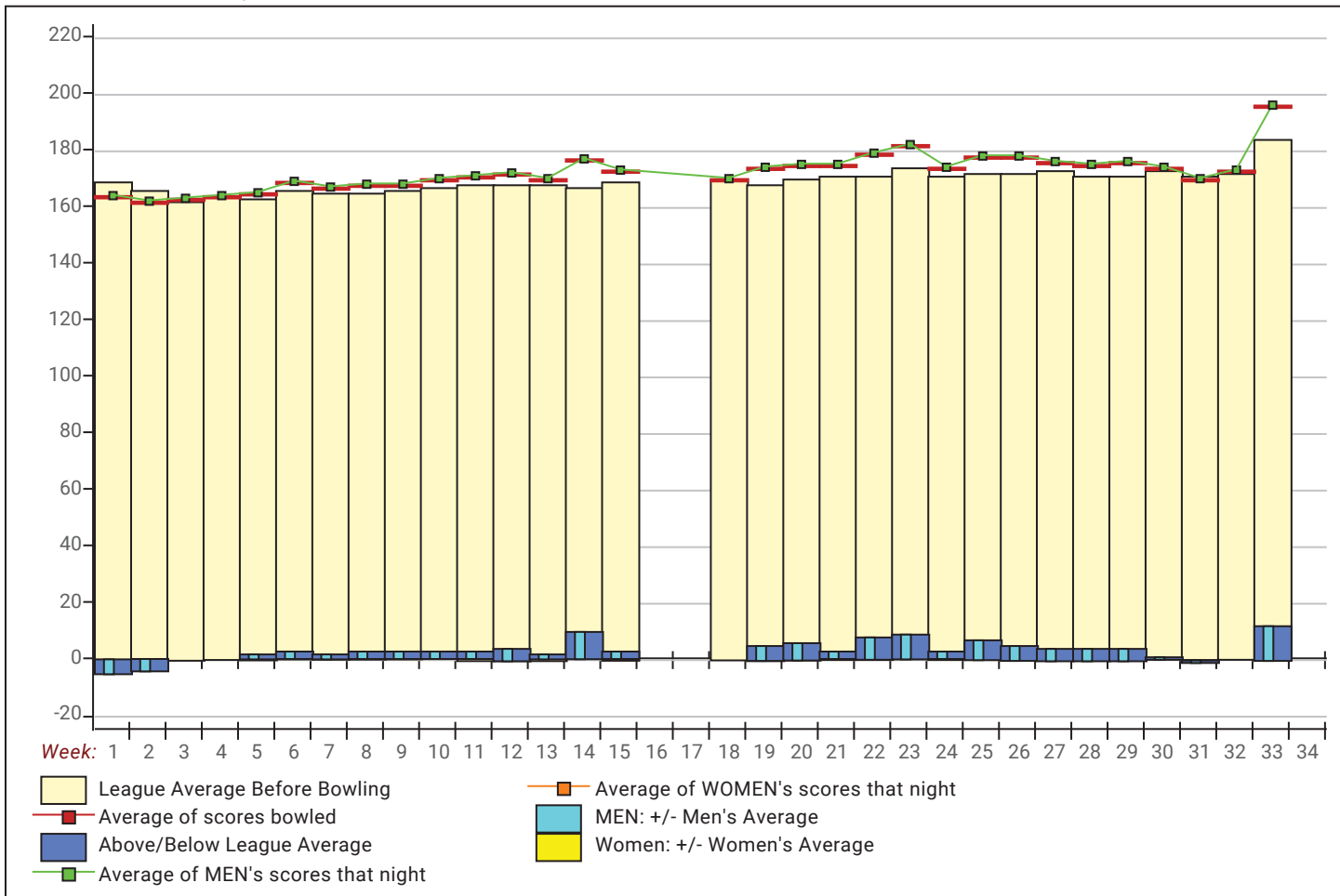


Amount Over/Under Team Average



This report is for scores bowled April 22

League Average Week-by-Week



League Average Statistics for Last Week

	League	Right Hand	Left Hand
League Average Before Bowling	184.42	181.12	214.09
Average of scores bowled that night	195.95	193.41	218.83
New League Average After Bowling	184.87	181.60	214.27
Change in League Average	.46	.49	.18
People Who Bowled Over Average	15	14	1
People Who Bowled Under Average	5	4	1
Average Amount of Series Over Avg	53.67	54.71	39.00
Average Amount of Series Under Avg	-16.40	-18.75	-7.00
Difference Avg, NiteAvg	12.05	12.80	5.33
Number of Bowlers	20	18	2
Number of Games Bowled	60	54	6
People Who Raised Their Average	15	14	1
Raised By an Average of This Amount	.72	.74	.47
People Who Lowered Their Average	5	4	1
Lowered By an Average of This Amou	-.35	-.41	-.11
Number of Games Bowled Over Avera	41	37	4
Number of Games Bowled Under Avera	18	16	2

Note: Averages are based only on people who bowled.

Classic League Semi-Finals

Monday 6:30 pm

Big Apple Fun Center

Lanes 1 - 12

If you have questions, please contact

Gary Hatcher (308)238-3914 PO Box 594, Gibbon, NE 68840
 Send E-mail to: gary.hatcher@charter.net

Note: This report includes information through April 22

Awards Earned This Week

Name	USBC ID Number	Award Average	Award Games	G1	G2	G3	Series	Award Score	Award Received
Glen A. Brown	1494-2241 USBC	173	54	244	182	195	621	621	600 Series (Local Assoc. Awards)
Noel Carnahan	1494-2974 USBC	155	81	186	221	211	618	618	140 Pins Over Average (Local Assoc. Awards)
	1494-2974 USBC	155	81	186	221	211	618	618	600 Series (Local Assoc. Awards)
	1494-2974 USBC	155	81	186	221	211	618	221	200 Game (Local Assoc. Awards)
	1494-2974 USBC	155	81	186	221	211	618	211	200 Game (Local Assoc. Awards)
Thomas E. McLeod	1494-2556 USBC	185	75	253	191	191	635	253	250 Game (Local Assoc. Awards)
Kenneth R. Meyer	16-15169 USBC	167	72	172	166	257	595	257	250 Game (Local Assoc. Awards)
	16-15169 USBC	167	72	172	166	257	595	257	75 Pins Over Average (Local Assoc. Awards)
Logan M. Wirth	6201-92 USBC	205	66	210	254	146	610	254	250 Game (Local Assoc. Awards)

Classic League Semi-Finals

Monday 6:30 pm

Big Apple Fun Center

Lanes 1 - 12

Team Standings

Place	Team Name	Points	Points
		Won	Lost
1	Chicken Coop	26½	13½
2	Lethal Injection Diesel	25	15
3	Eustis Body Shop	15	25
4	Old Chicago	13½	26½

*** Although not shown, standings are determined by points only for the current part

Last Week's Top Scores

Scratch Game		Scratch Series		Handicap Game		Handicap Series	
257	Ryan Meyer	686	Sam Fread	300	Ryan Meyer	798	Noel Carnahan
254	Logan Wirth	679	Scott Bauer	286	Glen Brown	747	Glen Brown
253	Tom McLeod	665	Chuck Brisbin	283	Tom McLeod	739	Ryan Meyer
247	Chuck Brisbin	650	Dave Fread	281	Noel Carnahan	727	Scott Bauer
245	Dave Fread	635	Tom McLeod	264	Logan Wirth	725	Tom McLeod
245	Sam Fread	634	Shay Robinson	262	Matt Cacy	692	Matt Cacy
244	Glen Brown	627	Bill Robinson	257	Dave Fread	686	Dave Fread
237	Scott Bauer	621	Glen Brown	254	Chuck Brisbin	686	Sam Fread
236	Shay Robinson	618	Noel Carnahan	253	Scott Bauer	686	Chuck Brisbin
234	Bill Robinson	610	Logan Wirth	253	Bill Robinson	684	Bill Robinson
				253	Ryan Clark		

Classic League Championship

Monday 6:30 pm

Big Apple Fun Center

President: Chuck Brisbin (308)440-2265 Vice President: Larry Giddings (308)627-3247
 Secretary/Treasurer: Gary Hatcher (308)238-3914

Team Standings

Place	#	Team Name	Points Won	Points Lost	%Won	Pins + HDCP	Scratch Pins	Ave p/gm
1	9	Lethal Injection Diesel	35	5	87.5	104895	74030	771
2	2	Chicken Coop	5	35	12.5	104940	94527	984

Review of Last Week's Bowling.....

Lanes	Team Name	HDCP -1-	HDCP -2-	HDCP -3-	HDCP Total	Last Wk WON	Team Name	HDCP -1-	HDCP -2-	HDCP -3-	HDCP Total	Last Wk WON
7-8	Lethal Injection Diesel	1087	1130	1106	3323	35	<---> Chicken Coop	987	1047	958	2992	5

Thanks for bowling! We hope you had a good time. See you next season!

Last Week's Top Scores

Team Scratch Game		Team Scratch Series		Team Handicap Game		Team Handicap Series	
962	Chicken Coop	2737	Chicken Coop	1130	Lethal Injection Diesel	3323	Lethal Injection Die
863	Lethal Injection Diesel	2522	Lethal Injection Diesel	1047	Chicken Coop	2992	Chicken Coop
Scratch Game		Scratch Series		Handicap Game		Handicap Series	
235	Chuck Brisbin	636	Tom Richmond	278	Noel Carnahan	739	Noel Carnahan
224	Tom Richmond	619	Chuck Brisbin	249	Darcy Huffman	698	Darcy Huffman
218	Noel Carnahan	559	Noel Carnahan	242	Chuck Brisbin	692	Mike McCollough
204	Logan Wirth	537	Logan Wirth	239	Mike McCollough	678	Tom Richmond
194	Scott Bauer	524	Scott Bauer	238	Tom Richmond	647	Ryan Meyer
181	Bryon Sazama	506	Mike McCollough	218	Ryan Meyer	640	Chuck Brisbin
179	Darcy Huffman	503	Ryan Meyer	214	Logan Wirth	572	Scott Bauer
177	Mike McCollough	488	Darcy Huffman	210	Scott Bauer	567	Logan Wirth
170	Ryan Meyer	466	Bryon Sazama	208	Bryon Sazama	547	Bryon Sazama

Season High Scores

Team Scratch Game		Team Scratch Series		Team Handicap Game		Team Handicap Series	
1211	Chicken Coop	3353	Chicken Coop	1311	Chicken Coop	3653	Chicken Coop
1160	Eustis Body Shop	3308	Eustis Body Shop	1298	West	3641	Eustis Body Shop
1152	Cunninghams	3064	Cunninghams	1282	Big Apple Fun Center	3605	West
1095	West	3058	Big Apple Fun Center	1280	Eustis Body Shop	3551	Lethal Injection Die
1087	Big Apple Fun Center	3007	West	1278	Old Chicago	3537	Kirkland Siding
1059	Old Chicago	2872	Old Chicago	1271	Cunninghams	3515	Old Chicago
1028	Kirkland Siding	2868	Kirkland Siding	1251	Kirkland Siding	3508	Cunninghams
964	Wilke Contracting Corp.	2714	Lethal Injection Diesel	1230	Wilke Contracting Corp.	3496	Big Apple Fun Cent
958	Lethal Injection Diesel	2651	Auto Central	1229	Lethal Injection Diesel	3470	DMilaco
957	Auto Central	2649	Wilke Contracting Corp.	1228	DMilaco	3467	Wilke Contracting
876	Mad Doctors	2487	Mad Doctors	1197	Auto Central	3428	Mad Doctors
865	DMilaco	2425	DMilaco	1191	Mad Doctors	3383	Auto Central

Bowlers must have completed a minimum of 64 games to be eligible for any league award.

Season High Scores - Continued

Scratch Game		Scratch Series		Handicap Game		Handicap Series	
298	Sam Fread	833	Sam Fread	300	Doug Giles	838	Matt Cacy
280	Dave Fread	742	Logan Wirth	300	Bob Stevens	833	Sam Fread
279	Shay Robinson	740	Chuck Brisbin	300	Gary Hatcher	824	Johnny Nikkila
279	Chris Lytle	740	Carter Hollis	300	Chris Lytle	820	Noel Carnahan
279	Tom Richmond	727	Dave Fread	300	Bill Robinson	817	Darrin Karsten
278	Logan Wirth	710	Scott Bauer	300	Tom Richmond	793	Logan Wirth
277	Bill Robinson	702	Tom Richmond	300	Dave Fread	792	Ivan Stones
277	Carter Hollis	700	Darrin Karsten	300	Matt Cacy	791	Brad Olson
277	Darrin Karsten	698	Jeremy Dalland	300	Darrin Karsten	788	Bill Robinson
277	Jarvis Culler	695	Bill Robinson	300	Ryan Meyer	786	Zack Journey
				300	David Hibberd		
				300	LeRoy Hoss		
				300	Flip Fisher		

Team Rosters

1 - Old Chicago

Name	Ave	HDCP	Pins	Gms	Points Won	High Game	High Sers	HDCP Game	HDCP Sers	Most Improved Ave +/-	To Raise Avg +1	To Drop Avg -1	Weekly Over Ave Series Ave +/-	
Matt Cacy	152	63	11436	75	65.0	237	631	300	838	140	+12.48	498	419	
Levi Clark	155	60	8837	57	47.0	210	574	283	787	138	+17.04	523	462	
Tom McLeod	186	29	14565	78	61.5	253	651	283	747	177	+9.73	582	500	
Darrin Karsten	182	33	12613	69	49.0	277	700	300	817	184	-1.20	563	490	
Ryan Clark	182	33	10399	57	40.5	234	641	266	752	178	+4.44	581	520	
Aaron Gottsch	168	47	6584	39	26.0	212	568	265	742	169	-0.18	514	471	
Scott vonAschwege	178	37	8049	45	32.0	236	641	274	755	172	+6.87	543	494	
Kelly McFadden	189	26	8516	45	21.0	275	661	293	727	193	-3.76	604	555	

2 - Chicken Coop

Name	Ave	HDCP	Pins	Gms	Points Won	High Game	High Sers	HDCP Game	HDCP Sers	Most Improved Ave +/-	To Raise Avg +1	To Drop Avg -1	Weekly Over Ave Series Ave +/-	
Tom Richmond	202	13	16983	84	62.5	279	702	300	756	185	+17.18	678	590	636 - 603=33
Jason Stubbs	178	37	12303	69	50.0	232	623	271	740	177	+1.30	585	512	
Scott Bauer	199	16	16735	84	65.0	267	710	291	773	191	+8.23	665	577	524 - 597=-73
Logan Wirth	204	11	14723	72	51.0	278	742	293	793	196	+8.49	652	576	537 - 615=-78
Todd Mathews	210	5	7571	36	34.5	269	695	278	722	205	+5.31	658	618	
Chuck Brisbin	208	7	17546	84	62.0	268	740	274	770	200	+8.88	637	549	619 - 624=-5

3 - Cunninghams

Name	Ave	HDCP	Pins	Gms	Points Won	High Game	High Sers	HDCP Game	HDCP Sers	Most Improved Ave +/-	To Raise Avg +1	To Drop Avg -1	Weekly Over Ave Series Ave +/-	
Josh Krolikowski	176	39	8458	48	28.5	240	623	287	737	182	-5.79	569	517	
Larry Giddings	186	29	7259	39	27.0	243	669	277	771	177	+9.13	595	552	
Doug Giles	176	39	15922	90	68.0	262	615	300	735	171	+5.91	539	445	
Chris Lytle	188	27	16417	87	54.0	279	650	300	745	181	+7.70	593	502	
Jeff Fruhling	185	30	13329	72	48.5	236	634	272	739	179	+6.13	621	545	
Jerred Johnson	200	15	6630	33	16.5	264	682	275	715	205	-4.09	606	569	
Jeremy Dalland	218	0	15500	71	52.5	259	698	259	698	218	+0.31	706	631	

4 - Mad Doctors

Name	Ave	HDCP	Pins	Gms	Points Won	High Game	High Sers	HDCP Game	HDCP Sers	Most Improved Ave +/-	To Raise Avg +1	To Drop Avg -1	Weekly Over Ave Series Ave +/-	
Brandon Young	130	85	8632	66	47.5	178	435	264	715	122	+8.79	407	337	
Earl Rademacher	134	81	8503	63	45.0	179	474	268	729	126	+8.97	407	340	
Scott Matteson	137	78	6992	51	34.5	193	469	270	704	137	+0.10	460	405	
Roger Davis	139	76	6686	48	22.5	200	488	277	719	138	+1.29	454	402	
Chris Exstrom	141	74	7636	54	33.5	198	482	276	710	137	+4.41	458	400	
John McKirahan	154	61	6958	45	26.0	222	520	283	697	155	-0.38	482	433	
Ryan Grotrian	180	35	4883	27	17.0	241	650	273	770	185	-4.15	547	516	
Randy Myers	194	21	12863	66	45.0	256	658	283	730	191	+3.89	592	522	

5 - Wilke Contracting Corp.

Name	Ave	HDCP	Pins	Gms	Points	High	High	HDCP	HDCP	Most Improved		To Raise	To Drop	Weekly Over Ave Series Ave +/-
					Won	Game	Sers	Game	Sers	Ave	+/-	Avg +1	Avg -1	
Ron Studnicka	137	78	11947	87	44.0	214	525	289	750	140	-2.68	473	382	
Dave Wilke	151	64	8202	54	29.0	203	558	269	756	147	+4.89	462	404	
Matt Messersmith	195	20	11747	60	28.0	244	670	262	724	194	+1.78	601	537	
LeRoy Hoss	150	65	13534	90	61.0	243	584	300	785	144	+6.38	509	415	
Lloyd Wilke	140	75	7180	51	33.0	192	479	270	710	138	+2.78	434	379	
David Hibberd	174	41	14643	84	57.0	253	616	300	757	166	+8.32	582	494	

6 - West

Name	Ave	HDCP	Pins	Gms	Points	High	High	HDCP	HDCP	Most Improved		To Raise	To Drop	Weekly Over Ave Series Ave +/-
					Won	Game	Sers	Game	Sers	Ave	+/-	Avg +1	Avg -1	
Ivan Stones	165	50	14928	90	60.0	234	608	288	792	161	+4.87	510	416	
Johnny Nikkila	175	40	14219	81	57.0	254	692	298	824	174	+1.54	565	480	
Bob Stevens	155	60	13994	90	65.0	242	570	300	782	140	+15.49	514	420	
Gary Hatcher	178	37	14440	81	55.5	256	632	300	777	174	+4.27	596	511	
Justin Swanek	192	23	10401	54	32.0	279	724	300	811	187	+5.61	600	542	
Bruce Hatcher	204	11	11066	54	40.0	279	702	292	741	195	+9.93	619	561	

7 - DMilaco

Name	Ave	HDCP	Pins	Gms	Points	High	High	HDCP	HDCP	Most Improved		To Raise	To Drop	Weekly Over Ave Series Ave +/-
					Won	Game	Sers	Game	Sers	Ave	+/-	Avg +1	Avg -1	
Matt Young	112	103	9780	87	62.0	167	388	271	705	107	+5.41	390	299	
Joe Dreyer	138	77	12421	90	51.0	218	517	297	754	139	-0.99	506	412	
Trevor Roberts	149	66	13006	87	60.0	216	542	284	752	138	+11.49	494	403	
Zack Journey	154	61	11130	72	51.5	204	564	277	786	148	+6.58	495	419	
Craig Schutt	151	64	13610	90	60.5	206	500	271	695	150	+1.22	526	432	

8 - Auto Central

Name	Ave	HDCP	Pins	Gms	Points	High	High	HDCP	HDCP	Most Improved		To Raise	To Drop	Weekly Over Ave Series Ave +/-
					Won	Game	Sers	Game	Sers	Ave	+/-	Avg +1	Avg -1	
Mark Woodside	147	68	10468	71	49.0	189	500	259	710	147	+0.44	484	409	
Chris Stapleton	164	51	13821	84	50.0	211	544	263	703	163	+1.54	534	446	
Bob Cherry	166	49	14957	90	53.0	238	587	290	743	164	+2.19	574	480	
Kevin Moriarty	174	41	15217	87	37.5	215	592	253	703	180	-5.09	533	442	
Travys Woodside	165	50	6933	42	25.0	230	547	283	712	160	+5.07	537	491	
John Krotz	177	38	8520	48	32.5	242	586	284	712	172	+5.50	558	506	

9 - Lethal Injection Diesel

Name	Ave	HDCP	Pins	Gms	Points	High	High	HDCP	HDCP	Most Improved		To Raise	To Drop	Weekly Over Ave Series Ave +/-
					Won	Game	Sers	Game	Sers	Ave	+/-	Avg +1	Avg -1	
Darcy Huffman	144	71	11261	78	46.5	200	509	270	725	145	-0.63	484	402	488 - 435=53
Mike McCollough	154	61	6015	39	30.5	223	524	288	719	150	+4.23	495	452	506 - 459=47
Noel Carnahan	158	57	13752	87	64.5	231	625	296	820	149	+9.07	558	467	559 - 465=94
Ryan Meyer	168	47	13133	78	51.5	257	595	300	739	163	+5.37	556	474	503 - 501=2
Bryon Szama	187	28	11237	60	47.0	247	671	293	761	184	+3.28	607	543	466 - 564=-98
Vaughn Cook	118	97	6777	57	39.0	153	413	263	722	114	+4.89	363	302	
Kenny Wright	148	67	5782	39	26.5	187	518	256	746	147	+1.26	476	433	
Kenny VanHorn	113	102	3057	27	12.0	139	390	242	696	115	-1.78	363	332	

10 - Kirkland Siding

Name	Ave	HDCP	Pins	Gms	Points	High	High	HDCP	HDCP	Most Improved		To Raise	To Drop	Weekly Over Ave Series Ave +/-
					Won	Game	Sers	Game	Sers	Ave	+/-	Avg +1	Avg -1	
Flip Fisher	156	59	11748	75	48.5	237	577	300	772	139	+17.64	498	419	
Bobby Turner Jr	183	32	3302	18	11.5	212	627	251	744			562	540	
Bill Kirkland	158	57	14230	90	61.5	203	523	262	705	157	+1.11	557	463	
Russ Zink	165	50	7940	48	26.0	232	591	283	750	162	+3.42	526	474	
Jarvis Culler	198	17	15901	80	48.0	277	690	295	782	192	+6.76	616	532	
Brad Olson	186	29	16211	87	50.0	257	677	292	791	181	+5.33	619	528	

11 - Eustis Body Shop

Name	Ave	HDCP	Pins	Gms	Points	High	High	HDCP	HDCP	Most Improved		To Raise	To Drop	Weekly Over Ave
					Won	Game	Sers	Game	Sers	Ave	+/-	Avg +1	Avg -1	Series Ave +/-
Glen Brown	174	41	9964	57	42.5	244	621	295	760	168	+6.81	536	475	
Dave Fread	204	11	17761	87	58.0	280	727	300	778	186	+18.15	689	598	
Bill Robinson	197	18	15379	78	57.5	277	695	300	788	191	+6.17	659	577	
Shay Robinson	200	15	15653	78	46.5	279	689	297	770	187	+13.68	628	546	
Sam Fread	231	0	18047	78	72.5	298	833	298	833	225	+6.37	745	663	
James Leibhart	186	29	6155	33	24.5	232	642	263	726	182	+4.52	577	540	
Mark Bowman	178	37	6974	39	22.5	253	591	283	713	177	+1.82	544	501	

12 - Big Apple Fun Center

Name	Ave	HDCP	Pins	Gms	Points	High	High	HDCP	HDCP	Most Improved		To Raise	To Drop	Weekly Over Ave
					Won	Game	Sers	Game	Sers	Ave	+/-	Avg +1	Avg -1	Series Ave +/-
Kenny Owen	181	34	8155	45	29.0	249	607	289	716	176	+5.22	581	532	
Mark Elstermeier	163	52	5901	36	23.0	210	570	266	738	160	+3.92	495	455	
Nick Kidd	188	27	10165	54	38.0	276	689	300	782	178	+10.24	608	550	
Brent Hollis	160	55	7224	45	35.5	226	532	285	736	156	+4.53	504	455	
Bob Vogt	174	41	13604	78	50.0	248	614	296	767	168	+6.41	571	489	
Jared Samuelson	192	23	13279	69	45.5	256	688	280	757	189	+3.45	617	544	
Carter Hollis	210	5	18312	87	64.0	277	740	282	755	204	+6.48	678	587	

Temporary Substitutes

Name	Ave	HDCP	Pins	Gms	Points	High	High	HDCP	HDCP	Most Improved		To Raise	To Drop	Weekly Over Ave
					Won	Game	Sers	Game	Sers	Ave	+/-	Avg +1	Avg -1	Series Ave +/-
Doug Althouse	bk154	61	484	3	4.0	166	484	227	667			488	481	
Shawn Carson	181	34	3258	18	13.0	233	590	279	717			564	542	
Jim Dalland	189	26	569	3	2.0	198	569	224	647			571	564	
Larry Harrington	168	47	2527	15	6.0	214	551	265	704			515	496	
Harry Husman	bk125	90	391	3	2.0	132	391	222	661			395	388	
Dave Jamrog	bk143	72	445	3	4.0	165	445	237	661			449	442	
Scott Johnson	171	44	514	3	2.0	185	514	229	646			518	511	
Gil Kindsfater	183	32	3307	18	7.0	232	600	265	699			557	535	
Ray Lee	bk155	60	430	3	1.0	156	430	216	610			434	427	
Marvin Miller	141	74	2124	15	7.0	169	449	245	686			432	413	
Pat Murphy	138	77	1105	8	7.0	168	487	253	742			424	412	
Mick Patsios	161	54	3868	24	17.0	218	536	279	719	160	+1.17	506	478	
Greg Pettit	195	20	9983	51	24.0	263	655	286	708	201	-5.25	601	546	
Jeff Poland	148	67	2232	15	7.0	171	475	251	718			450	431	
Brandon Schade	173	42	1564	9	5.5	214	587	261	728			524	511	
Bryan Schirmer	214	1	644	3	3.0	224	644	225	647			646	639	
Don Sluti	124	91	2621	21	18.0	156	416	247	698	124	+0.81	379	354	
Jeff Snodgrass	bk124	91	397	3	3.0	150	397	241	670			401	394	
Bob Verbeck	154	61	1390	9	2.0	181	489	229	633			470	457	
Omar Whitfield	178	37	1603	9	7.0	206	562	245	679			545	532	
Dirk Yonkers	159	56	1912	12	8.0	201	538	264	727			488	472	
Mark Yonkers	171	44	3095	18	12.0	230	543	282	699			517	495	

High Individual Match Points

72.5	Sam Fread	68	Doug Giles	65	Bob Stevens	65	Scott Bauer
65	Matt Cacy	64.5	Noel Carnahan	64	Carter Hollis	62.5	Tom Richmond
62	Matt Young	62	Chuck Brisbin	61.5	Tom McLeod	61.5	Bill Kirkland
61	LeRoy Hoss	60.5	Craig Schutt	60	Ivan Stones	60	Trevor Roberts

Most Improved Average

186	to	204.15	=	+18.15	Dave Fread	139	to	156.64	=	+17.64	Flip Fisher
185	to	202.18	=	+17.18	Tom Richmond	140	to	155.49	=	+15.49	Bob Stevens
187	to	200.68	=	+13.68	Shay Robinson	140	to	152.48	=	+12.48	Matt Cacy
138	to	149.49	=	+11.49	Trevor Roberts	177	to	186.73	=	+9.73	Tom McLeod
149	to	158.07	=	+9.07	Noel Carnahan	200	to	208.88	=	+8.88	Chuck Brisbin

Most Un-Improved Averages

182	to	176.21	=	-5.79	Josh Krolikowski	201	to	195.75	=	-5.25	Greg Pettit
180	to	174.91	=	-5.09	Kevin Moriarty	185	to	180.85	=	-4.15	Ryan Grotrian
205	to	200.91	=	-4.09	Jerred Johnson	193	to	189.24	=	-3.76	Kelly McFadden
140	to	137.32	=	-2.68	Ron Studnicka	115	to	113.22	=	-1.78	Kenny VanHorn
184	to	182.80	=	-1.20	Darrin Karsten	139	to	138.01	=	-0.99	Joe Dreyer

Classic League Championship

Big Apple Fun Center Reprint of Scores

Lane 7 9 - Lethal Injection Diesel

Name	Old	Old	HDCP				
	Ave	HDCP	-1-	-2-	-3-	Total	Total
Darcy W. Huffman	145	70	152	179	157	488	698
Mike McCollough	153	62	160	169	177	506	692
Noel Carnahan	155	60	158	183	218	559	739
Ryan Meyer	167	48	169	164	170	503	647
Bryon J. Sazama	188	27	181	168	117	466	547
			====	====	====	====	====
Scratch Total			820	863	839	2522	2522
Handicap			267	267	267		801
Total			1087	1130	1106	2522	3323
Team Points Won			5.0	5.0	5.0	20.0	20.0
Match Points Won			4.0	3.0	4.0	15.0	15.0
Total Points Won			9.0	8.0	9.0	35.0	35.0

Lane 8 2 - Chicken Coop

Name	Old	Old	HDCP				
	Ave	HDCP	-1-	-2-	-3-	Total	Total
Tom Richmond	201	14	224	209	203	636	678
Jason D. Stubbs	177	38	i137	a142	a142	421	535
Scott A. Bauer	199	16	194	172	158	524	572
Logan M. Wirth	205	10	154	204	179	537	567
Chuck M. Brisbin	208	7	193	235	191	619	640
			====	====	====	====	====
Scratch Total			902	962	873	2737	2737
Handicap			85	85	85		255
Total			987	1047	958	2737	2992
Team Points Won			0.0	0.0	0.0	0.0	0.0
Match Points Won			1.0	2.0	1.0	5.0	5.0
Total Points Won			1.0	2.0	1.0	5.0	5.0

Classic League Championship

Monday 6:30 pm

Big Apple Fun Center

Match Points Won (This Week)

Lane 7 9 - Lethal Injection Diesel

Name	Last Wk Won	Last Wk Lost	HDCP -1-	HDCP -2-	HDCP -3-	HDCP Total
Darcy W. Huffman	3.0	1.0	222	249	227	698
Mike McCollough	4.0		222	231	239	692
Noel Carnahan	4.0		218	243	278	739
Ryan Meyer	3.0	1.0	217	212	218	647
Bryon J. Sazama	1.0	3.0	208	195	144	547

Lane 8 2 - Chicken Coop

Name	Last Wk Won	Last Wk Lost	HDCP -1-	HDCP -2-	HDCP -3-	HDCP Total
Tom Richmond	1.0	3.0	238	223	217	678
Jason D. Stubbs		4.0	i175	a180	a180	535
Scott A. Bauer		4.0	210	188	174	572
Logan M. Wirth	1.0	3.0	164	214	189	567
Chuck M. Brisbin	3.0	1.0	200	242	198	640

Classic League Championship

Monday 6:30 pm

Big Apple Fun Center Match Points Won (Total for Year)

Name	Ave	Gms	Points		%Won	Name	Ave	Gms	Points		%Won
			Won	Lost					Won	Lost	
Sam L. Fread	231	78	72.5	31.5	69.71%	Kevin L. Moriarty	174	87	37.5	78.5	32.33%
Douglas A. Giles	176	90	68.0	52.0	56.67%	Brent E. Hollis	160	45	35.5	24.5	59.17%
Robert W. Stevens	155	90	65.0	55.0	54.17%	Todd M. Mathews	210	36	34.5	13.5	71.88%
Scott A. Bauer	199	84	65.0	47.0	58.04%	Scott Matteson	137	51	34.5	33.5	50.74%
Matt A. Cacy	152	75	65.0	35.0	65.00%	Chris L. Exstrom	141	54	33.5	38.5	46.53%
Noel Carnahan	158	87	64.5	51.5	55.60%	Lloyd A. Wilke	140	51	33.0	35.0	48.53%
Carter R. Hollis	210	87	64.0	52.0	55.17%	Johnny L. Krotz	177	48	32.5	31.5	50.78%
Thomas C. Richmond	202	84	62.5	49.5	55.80%	Justin R. Swanek	192	54	32.0	40.0	44.44%
Matthew J. Young	112	87	62.0	54.0	53.45%	Scott B. vonAschwege	178	45	32.0	28.0	53.33%
Chuck M. Brisbin	208	84	62.0	50.0	55.36%	Michael S. McCollough	154	39	30.5	21.5	58.65%
Thomas E. McLeod	186	78	61.5	42.5	59.13%	Dave L. Wilke	151	54	29.0	43.0	40.28%
William D. Kirkland	158	90	61.5	58.5	51.25%	Kenneth A. Owen	181	45	29.0	31.0	48.33%
LeRoy H. Hoss	150	90	61.0	59.0	50.83%	Josh K. Krolikowski	176	48	28.5	35.5	44.53%
Craig A. Schutt	151	90	60.5	59.5	50.42%	Matt M. Messersmith	195	60	28.0	52.0	35.00%
Ivan D. Stones	165	90	60.0	60.0	50.00%	Larry K. Giddings	186	39	27.0	25.0	51.92%
Trevor A. Roberts	149	87	60.0	56.0	51.72%	Kenneth W. Wright	148	39	26.5	25.5	50.96%
David L. Fread	204	87	58.0	58.0	50.00%	Aaron M. Gottsch	168	39	26.0	26.0	50.00%
Bill J. Robinson	197	78	57.5	46.5	55.29%	Russell L. Zink	165	48	26.0	38.0	40.63%
John L. Nikkila	175	81	57.0	51.0	52.78%	John R. McKirahan	154	45	26.0	34.0	43.33%
David D. Hibberd	174	84	57.0	55.0	50.89%	Travys M. Woodside	165	42	25.0	31.0	44.64%
Gary D. Hatcher	178	81	55.5	52.5	51.39%	James M. Leibhart	186	33	24.5	19.5	55.68%
Chris R. Lytle	188	87	54.0	62.0	46.55%	Greg A. Pettit	195	51	24.0	44.0	35.29%
Robert L. Cherry	166	90	53.0	67.0	44.17%	Mark N. Elstermeier	163	36	23.0	29.0	44.23%
Jeremy J. Dalland	218	71	52.5	43.5	54.69%	Roger P. Davis	139	48	22.5	45.5	33.09%
Zack T. Journey	154	72	51.5	44.5	53.65%	Mark A. Bowman	178	39	22.5	29.5	43.27%
Kenneth R. Meyer	168	78	51.5	52.5	49.52%	Kelly R. McFadden	189	45	21.0	39.0	35.00%
Logan M. Wirth	204	72	51.0	45.0	53.13%	Donald G. Sluti	124	21	18.0	10.0	64.29%
William J. Dreyer	138	90	51.0	69.0	42.50%	Ryan M. Grotrian	180	27	17.0	19.0	47.22%
Jason D. Stubbs	178	69	50.0	46.0	52.08%	Mick R. Patsios	161	24	17.0	19.0	47.22%
Chris L. Stapleton	164	84	50.0	62.0	44.64%	Jerred J. Johnson	200	33	16.5	27.5	37.50%
Bob G. Vogt	174	78	50.0	54.0	48.08%	Shawn Carson	181	18	13.0	11.0	54.17%
Brad M. Olson	186	87	50.0	66.0	43.10%	Kenny J. VanHorn	113	27	12.0	24.0	33.33%
Mark A. Woodside	147	71	49.0	47.0	51.04%	Mark A. Yonkers	171	18	12.0	12.0	50.00%
Darrin W. Karsten	182	69	49.0	43.0	53.26%	Robert L. Turner Jr	183	18	11.5	12.5	47.92%
Jeff A. Fruhling	185	72	48.5	47.5	50.52%	Dirk C. Yonkers	159	12	8.0	8.0	50.00%
F.S. Fisher	156	75	48.5	51.5	48.50%	Omar B. Whitfield	178	9	7.0	5.0	58.33%
Jarvis J. Culler	198	80	48.0	60.0	44.44%	Marvin E. Miller	141	15	7.0	13.0	35.00%
Brandon L. Young	130	66	47.5	40.5	53.98%	Patrick J. Murphy	138	8	7.0	5.0	58.33%
Bryon J. Sazama	187	60	47.0	33.0	58.75%	Jeff C. Poland	148	15	7.0	13.0	35.00%
Levi M. Clark	155	57	47.0	29.0	61.84%	Gil K. Kindsfater	183	18	7.0	17.0	29.17%
Shay W. Robinson	200	78	46.5	57.5	44.71%	Larry L. Harrington	168	15	6.0	14.0	30.00%
Darcy W. Huffman	144	78	46.5	57.5	44.71%	Brandon L. Schade	173	9	5.5	6.5	45.83%
Jared J. Samuelson	192	69	45.5	46.5	49.46%	Douglas J. Althouse	bk154	3	4.0		100.00%
Randy A. Myers	194	66	45.0	43.0	51.14%	David M. Jamrog	bk143	3	4.0		100.00%
Earl E. Rademacher	134	63	45.0	43.0	51.14%	Bryan A. Schirmer	214	3	3.0	1.0	75.00%
Ron J. Studnicka	137	87	44.0	72.0	37.93%	Jeff D. Snodgrass	bk124	3	3.0	1.0	75.00%
Glen A. Brown	174	57	42.5	33.5	55.92%	Robert E. Verbeck	154	9	2.0	10.0	16.67%
Ryan D. Clark	182	57	40.5	35.5	53.29%	James E. Dalland	189	3	2.0	2.0	50.00%
Bruce A. Hatcher	204	54	40.0	32.0	55.56%	Scott A. Johnson	171	3	2.0	2.0	50.00%
Vaughn L. Cook	118	57	39.0	37.0	51.32%	Harry R. Husman	bk125	3	2.0	2.0	50.00%
Nicholas H. Kidd	188	54	38.0	34.0	52.78%	Ray K. Lee	bk155	3	1.0	3.0	25.00%

Classic League Championship

Monday 6:30 pm

Big Apple Fun Center

Change in Average

Name	----Old----		Old	---Average Change---					Weekly Over Ave	
	Pins	Games	Ave	-1-	-2-	-3-	Total	New - Old	----> +/-	Series Ave +/-
Doug Althouse	484		3bk154				0	161.33 - 161.33	= 0.00	
Scott A. Bauer	16211	81	199	194	172	158	524	199.23 - 200.14	= -0.91	524 - 597=-73
Mark A. Bowman	6974	39	178				0	178.82 - 178.82	= 0.00	
Chuck M. Brisbin	16927	81	208	193	235	191	619	208.88 - 208.98	= -0.09	619 - 624=-5
Glen A. Brown	9964	57	174				0	174.81 - 174.81	= 0.00	
Matt A. Cacy	11436	75	152				0	152.48 - 152.48	= 0.00	
Noel Carnahan	13193	84	155	158	183	218	559	158.07 - 157.06	= 1.01	559 - 465=94
Shawn Carson	3258	18	181				0	181.00 - 181.00	= 0.00	
Bob Cherry	14957	90	166				0	166.19 - 166.19	= 0.00	
Levi M. Clark	8837	57	155				0	155.04 - 155.04	= 0.00	
Ryan D. Clark	10399	57	182				0	182.44 - 182.44	= 0.00	
Vaughn L. Cook	6777	57	118				0	118.89 - 118.89	= 0.00	
Jarvis J. Culler	15901	80	198				0	198.76 - 198.76	= 0.00	
Jim Dalland	569	3	189				0	189.67 - 189.67	= 0.00	
Jeremy J. Dalland	15500	71	218				0	218.31 - 218.31	= 0.00	
Roger P. Davis	6686	48	139				0	139.29 - 139.29	= 0.00	
Joe Dreyer	12421	90	138				0	138.01 - 138.01	= 0.00	
Mark N. Elstermeier	5901	36	163				0	163.92 - 163.92	= 0.00	
Chris L. Exstrom	7636	54	141				0	141.41 - 141.41	= 0.00	
Flip Fisher	11748	75	156				0	156.64 - 156.64	= 0.00	
Dave Fread	17761	87	204				0	204.15 - 204.15	= 0.00	
Sam L. Fread	18047	78	231				0	231.37 - 231.37	= 0.00	
Jeff A. Fruhling	13329	72	185				0	185.13 - 185.13	= 0.00	
Larry K. Giddings	7259	39	186				0	186.13 - 186.13	= 0.00	
Doug Giles	15922	90	176				0	176.91 - 176.91	= 0.00	
Aaron M. Gottsch	6584	39	168				0	168.82 - 168.82	= 0.00	
Ryan M. Grotrian	4883	27	180				0	180.85 - 180.85	= 0.00	
Larry L. Harrington	2527	15	168				0	168.47 - 168.47	= 0.00	
Bruce A. Hatcher	11066	54	204				0	204.93 - 204.93	= 0.00	
Gary D. Hatcher	14440	81	178				0	178.27 - 178.27	= 0.00	
David D. Hibberd	14643	84	174				0	174.32 - 174.32	= 0.00	
Brent E. Hollis	7224	45	160				0	160.53 - 160.53	= 0.00	
Carter R. Hollis	18312	87	210				0	210.48 - 210.48	= 0.00	
LeRoy H. Hoss	13534	90	150				0	150.38 - 150.38	= 0.00	
Darcy W. Huffman	10773	75	145	152	179	157	488	144.37 - 143.64	= 0.73	488 - 435=53
Harry R. Husman	391		3bk125				0	130.33 - 130.33	= 0.00	
Dave Jamrog	445		3bk143				0	148.33 - 148.33	= 0.00	
Jerred J. Johnson	6630	33	200				0	200.91 - 200.91	= 0.00	

Name	-----Old-----		Old	-1-	-2-	-3-	Total	---Average Change---			Weekly Over Ave Series Ave +/-	
	Pins	Games	Ave					New	Old	----> +/-		
Scott A. Johnson	514	3	171				0	171.33	-	171.33	= 0.00	
Zack T. Journey	11130	72	154				0	154.58	-	154.58	= 0.00	
Darrin W. Karsten	12613	69	182				0	182.80	-	182.80	= 0.00	
Nick Kidd	10165	54	188				0	188.24	-	188.24	= 0.00	
Gil K. Kindsfater	3307	18	183				0	183.72	-	183.72	= 0.00	
Bill Kirkland	14230	90	158				0	158.11	-	158.11	= 0.00	
Josh K. Krolikowski	8458	48	176				0	176.21	-	176.21	= 0.00	
John Krotz	8520	48	177				0	177.50	-	177.50	= 0.00	
Ray K. Lee	430	3bk155					0	143.33	-	143.33	= 0.00	
James M. Leibhart	6155	33	186				0	186.52	-	186.52	= 0.00	
Chris R. Lytle	16417	87	188				0	188.70	-	188.70	= 0.00	
Todd M. Mathews	7571	36	210				0	210.31	-	210.31	= 0.00	
Scott Matteson	6992	51	137				0	137.10	-	137.10	= 0.00	
Mike McCollough	5509	36	153	160	169	177	506	154.23	-	153.03	= 1.20	506 - 459=47
Kelly R. McFadden	8516	45	189				0	189.24	-	189.24	= 0.00	
John R. McKirahan	6958	45	154				0	154.62	-	154.62	= 0.00	
Tom McLeod	14565	78	186				0	186.73	-	186.73	= 0.00	
Matt M. Messersmith	11747	60	195				0	195.78	-	195.78	= 0.00	
Ryan Meyer	12630	75	167	169	164	170	503	168.37	-	168.40	= -0.03	503 - 501=2
Marvin E. Miller	2124	15	141				0	141.60	-	141.60	= 0.00	
Kevin L. Moriarty	15217	87	174				0	174.91	-	174.91	= 0.00	
Pat Murphy	1105	8	138				0	138.13	-	138.13	= 0.00	
Randy A. Myers	12863	66	194				0	194.89	-	194.89	= 0.00	
Johnny Nikkila	14219	81	175				0	175.54	-	175.54	= 0.00	
Brad M. Olson	16211	87	186				0	186.33	-	186.33	= 0.00	
Kenny Owen	8155	45	181				0	181.22	-	181.22	= 0.00	
Mick R. Patsios	3868	24	161				0	161.17	-	161.17	= 0.00	
Greg A. Pettit	9983	51	195				0	195.75	-	195.75	= 0.00	
Jeff C. Poland	2232	15	148				0	148.80	-	148.80	= 0.00	
Earl E. Rademacher	8503	63	134				0	134.97	-	134.97	= 0.00	
Tom Richmond	16347	81	201	224	209	203	636	202.18	-	201.81	= 0.36	636 - 603=33
Trevor A. Roberts	13006	87	149				0	149.49	-	149.49	= 0.00	
Bill J. Robinson	15379	78	197				0	197.17	-	197.17	= 0.00	
Shay W. Robinson	15653	78	200				0	200.68	-	200.68	= 0.00	
Jared J. Samuelson	13279	69	192				0	192.45	-	192.45	= 0.00	
Bryon J. Sazama	10771	57	188	181	168	117	466	187.28	-	188.96	= -1.68	466 - 564=-98
Brandon L. Schade	1564	9	173				0	173.78	-	173.78	= 0.00	
Bryan A. Schirmer	644	3	214				0	214.67	-	214.67	= 0.00	
Craig A. Schutt	13610	90	151				0	151.22	-	151.22	= 0.00	
Don Sluti	2621	21	124				0	124.81	-	124.81	= 0.00	
Jeff D. Snodgrass	397	3bk124					0	132.33	-	132.33	= 0.00	

Name	-----Old-----		Old	-1-	-2-	-3-	Total	---Average Change---			Weekly Over Ave Series Ave +/-	
	Pins	Games	Ave					New	Old	----> +/-		
Chris L. Stapleton	13821	84	164				0	164.54	-	164.54	= 0.00	
Bob Stevens	13994	90	155				0	155.49	-	155.49	= 0.00	
Ivan D. Stones	14928	90	165				0	165.87	-	165.87	= 0.00	
Jason D. Stubbs	12303	69	177	i137	a142	a142	421	178.30	-	178.30	= 0.00	
Ron J. Studnicka	11947	87	137				0	137.32	-	137.32	= 0.00	
Justin R. Swanek	10401	54	192				0	192.61	-	192.61	= 0.00	
Bobby Turner Jr	3302	18	183				0	183.44	-	183.44	= 0.00	
Kenny J. VanHorn	3057	27	113				0	113.22	-	113.22	= 0.00	
Bob Verbeck	1390	9	154				0	154.44	-	154.44	= 0.00	
Bob G. Vogt	13604	78	174				0	174.41	-	174.41	= 0.00	
Scott B. vonAschwege	8049	45	178				0	178.87	-	178.87	= 0.00	
Omar B. Whitfield	1603	9	178				0	178.11	-	178.11	= 0.00	
Dave L. Wilke	8202	54	151				0	151.89	-	151.89	= 0.00	
Lloyd A. Wilke	7180	51	140				0	140.78	-	140.78	= 0.00	
Logan M. Wirth	14186	69	205	154	204	179	537	204.49	-	205.59	= -1.11	537 - 615=-78
Mark A. Woodside	10468	71	147				0	147.44	-	147.44	= 0.00	
Travys M. Woodside	6933	42	165				0	165.07	-	165.07	= 0.00	
Kenny Wright	5782	39	148				0	148.26	-	148.26	= 0.00	
Dirk C. Yonkers	1912	12	159				0	159.33	-	159.33	= 0.00	
Mark A. Yonkers	3095	18	171				0	171.94	-	171.94	= 0.00	
Brandon L. Young	8632	66	130				0	130.79	-	130.79	= 0.00	
Matt Young	9780	87	112				0	112.41	-	112.41	= 0.00	
Russ Zink	7940	48	165				0	165.42	-	165.42	= 0.00	

Monday 6:30 pm

Big Apple Fun Center
High Average Listing

<u>Name</u>	<u>True Average</u>	<u>Pins</u>	<u>Gms</u>	<u>To Raise Avg +1</u>	<u>To Drop Avg -1</u>
Sam L. Fread	231.37	18047	78	745	663
Jeremy J. Dalland	218.31	15500	71	706	631
Bryan A. Schirmer	214.67	644	3	646	639
Carter R. Hollis	210.48	18312	87	678	587
Todd M. Mathews	210.31	7571	36	658	618
Chuck M. Brisbin	208.88	17546	84	637	549
Bruce A. Hatcher	204.93	11066	54	619	561
Logan M. Wirth	204.49	14723	72	652	576
David L. Fread	204.15	17761	87	689	598
Thomas C. Richmond	202.18	16983	84	678	590
Jerred J. Johnson	200.91	6630	33	606	569
Shay W. Robinson	200.68	15653	78	628	546
Scott A. Bauer	199.23	16735	84	665	577
Jarvis J. Culler	198.76	15901	80	616	532
Bill J. Robinson	197.17	15379	78	659	577
Matt M. Messersmith	195.78	11747	60	601	537
Greg A. Pettit	195.75	9983	51	601	546
Randy A. Myers	194.89	12863	66	592	522
Justin R. Swanek	192.61	10401	54	600	542
Jared J. Samuelson	192.45	13279	69	617	544
James E. Dalland	189.67	569	3	571	564
Kelly R. McFadden	189.24	8516	45	604	555
Chris R. Lytle	188.70	16417	87	593	502
Nicholas H. Kidd	188.24	10165	54	608	550
Bryon J. Sazama	187.28	11237	60	607	543
Thomas E. McLeod	186.73	14565	78	582	500
James M. Leibhart	186.52	6155	33	577	540
Brad M. Olson	186.33	16211	87	619	528
Larry K. Giddings	186.13	7259	39	595	552
Jeff A. Fruhling	185.13	13329	72	621	545
Gil K. Kindsfater	183.72	3307	18	557	535
Robert L. Turner Jr	183.44	3302	18	562	540
Darrin W. Karsten	182.80	12613	69	563	490
Ryan D. Clark	182.44	10399	57	581	520
Kenneth A. Owen	181.22	8155	45	581	532
Shawn Carson	181.00	3258	18	564	542
Ryan M. Grotrian	180.85	4883	27	547	516
Scott B. vonAschwege	178.87	8049	45	543	494
Mark A. Bowman	178.82	6974	39	544	501
Jason D. Stubbs	178.30	12303	69	585	512
Gary D. Hatcher	178.27	14440	81	596	511
Omar B. Whitfield	178.11	1603	9	545	532
Johnny L. Krotz	177.50	8520	48	558	506
Douglas A. Giles	176.91	15922	90	539	445
Josh K. Krolkowski	176.21	8458	48	569	517
John L. Nikkila	175.54	14219	81	565	480
Kevin L. Moriarty	174.91	15217	87	533	442
Glen A. Brown	174.81	9964	57	536	475
Bob G. Vogt	174.41	13604	78	571	489

<u>Name</u>	<u>True Average</u>	<u>Pins Gms</u>	<u>To Raise Avg +1</u>	<u>To Drop Avg -1</u>
David D. Hibberd	174.32	14643 84	582	494
Brandon L. Schade	173.78	1564 9	524	511
Mark A. Yonkers	171.94	3095 18	517	495
Scott A. Johnson	171.33	514 3	518	511
Aaron M. Gottsch	168.82	6584 39	514	471
Larry L. Harrington	168.47	2527 15	515	496
Kenneth R. Meyer	168.37	13133 78	556	474
Robert L. Cherry	166.19	14957 90	574	480
Ivan D. Stones	165.87	14928 90	510	416
Russell L. Zink	165.42	7940 48	526	474
Travys M. Woodside	165.07	6933 42	537	491
Chris L. Stapleton	164.54	13821 84	534	446
Mark N. Elstermeier	163.92	5901 36	495	455
Douglas J. Althouse	161.33	484 3	488	481
Mick R. Patsios	161.17	3868 24	506	478
Brent E. Hollis	160.53	7224 45	504	455
Dirk C. Yonkers	159.33	1912 12	488	472
William D. Kirkland	158.11	14230 90	557	463
Noel Carnahan	158.07	13752 87	558	467
F.S. Fisher	156.64	11748 75	498	419
Robert W. Stevens	155.49	13994 90	514	420
Levi M. Clark	155.04	8837 57	523	462
John R. McKirahan	154.62	6958 45	482	433
Zack T. Journey	154.58	11130 72	495	419
Robert E. Verbeck	154.44	1390 9	470	457
Michael S. McCollough	154.23	6015 39	495	452
Matt A. Cacy	152.48	11436 75	498	419
Dave L. Wilke	151.89	8202 54	462	404
Craig A. Schutt	151.22	13610 90	526	432
LeRoy H. Hoss	150.38	13534 90	509	415
Trevor A. Roberts	149.49	13006 87	494	403
Jeff C. Poland	148.80	2232 15	450	431
David M. Jamrog	148.33	445 3	449	442
Kenneth W. Wright	148.26	5782 39	476	433
Mark A. Woodside	147.44	10468 71	484	409
Darcy W. Huffman	144.37	11261 78	484	402
Ray K. Lee	143.33	430 3	434	427
Marvin E. Miller	141.60	2124 15	432	413
Chris L. Exstrom	141.41	7636 54	458	400
Lloyd A. Wilke	140.78	7180 51	434	379
Roger P. Davis	139.29	6686 48	454	402
Patrick J. Murphy	138.13	1105 8	424	412
William J. Dreyer	138.01	12421 90	506	412
Ron J. Studnicka	137.32	11947 87	473	382
Scott Matteson	137.10	6992 51	460	405
Earl E. Rademacher	134.97	8503 63	407	340
Jeff D. Snodgrass	132.33	397 3	401	394
Brandon L. Young	130.79	8632 66	407	337
Harry R. Husman	130.33	391 3	395	388
Donald G. Sluti	124.81	2621 21	379	354
Vaughn L. Cook	118.89	6777 57	363	302
Kenny J. VanHorn	113.22	3057 27	363	332

<u>Name</u>	<u>True Average</u>	<u>Pins Gms</u>	<u>To Raise Avg +1</u>	<u>To Drop Avg -1</u>
Matthew J. Young	112.41	9780 87	390	299

Classic League Championship

Monday 6:30 pm

Big Apple Fun Center

Most Pins Over Average

Name	-----Old-----		Old					---Average Change---			Weekly Over Ave	
	Pins	Games	Ave	-1-	-2-	-3-	Total	New - Old	--->	+/-	Series Ave +/-	
Noel Carnahan	13193	84	155	158	183	218	559	158.07	-	157.06	= 1.01	559 - 465=94
Darcy W. Huffman	10773	75	145	152	179	157	488	144.37	-	143.64	= 0.73	488 - 435=53
Mike McCollough	5509	36	153	160	169	177	506	154.23	-	153.03	= 1.20	506 - 459=47
Tom Richmond	16347	81	201	224	209	203	636	202.18	-	201.81	= 0.36	636 - 603=33
Ryan Meyer	12630	75	167	169	164	170	503	168.37	-	168.40	= -0.03	503 - 501=2
Chuck M. Brisbin	16927	81	208	193	235	191	619	208.88	-	208.98	= -0.09	619 - 624=-5
Scott A. Bauer	16211	81	199	194	172	158	524	199.23	-	200.14	= -0.91	524 - 597=-73
Logan M. Wirth	14186	69	205	154	204	179	537	204.49	-	205.59	= -1.11	537 - 615=-78
Bryon J. Sazama	10771	57	188	181	168	117	466	187.28	-	188.96	= -1.68	466 - 564=-98

Monday 6:30 pm

Big Apple Fun Center

Alphabetic League Bowler Contact List

USBC					Bowling	
ID Number	Name	Phone	Phone	E-mail	Hand	Sex
1494-3239	Althouse, Douglas "Doug" J.	(308)830-3433	() - -	djalthouse@msn.com	R	M
1494-1881	Bauer, Scott A.	(308)440-6763	() - -	bow8210@gmail.com	R	M
1494-3007	Bowman, Mark A.	(308)440-5696	() - -		L	M
1494-789	Brisbin, Chuck M.	(308)440-2265	(308)234-4545	Husk300@gmail.com	R	M
1494-2241	Brown, Glen A.	(308)293-0430	() - -	ebsglen@eustisbodyshop.com	R	M
11-646986	Cacy, Matt A.	(402)560-0835	() - -	m_cacy91@hotmail.com	R	M
1494-2974	Carnahan, Noel	(308)627-7903	() - -		R	M
11-520000	Carson, Shawn	(308)627-7891	() - -	s.carson.army@gmail.com	R	M
1494-11	Cherry, Robert "Bob" L.	(308)938-2525	() - -		R	M
6219-21	Clark, Levi M.	(308)380-5442	() - -	leviclar56@gmail.com	R	M
1524-33	Clark, Ryan D.	(308)216-0085	() - -	cwbyz21@gmail.com	R	M
1494-3022	Cook, Vaughn L.	(903)424-2270	() - -		R	M
1494-2615	Culler, Jarvis J.	(308)224-0465	() - -	jarvisculler@yahoo.com	R	M
1231-31	Dalland, James "Jim" E.	(507)390-3803	() - -		R	M
1231-603	Dalland, Jeremy J.	(308)440-7560	() - -	jerdahl13@hotmail.com	R	M
1494-594	Davis, Roger P.	(308)237-9320	() - -	davisr@unk.edu	R	M
11-768339	Dreyer, William "Joe" J.	(308)627-8117	() - -	dreyer.joe13@gmail.com	R	M
1494-2234	Elstermeier, Mark N.	(308)237-6872	() - -		R	M
1494-2788	Exstrom, Chris L.	(308)440-6930	() - -	exstromc@yahoo.com	R	M
1494-2842	Fisher, F.S. "Flip"	(308)293-2444	() - -	flipfisher@gmail.com	R	M
1498-19	Fread, David "Dave" L.	(308)325-1042	(308)324-5553	dave122462@hotmail.com	R	M
6203-14	Fread, Sam L.	(308)746-6776	() - -	sfread8@gmail.com	L	M
1494-261	Fruhling, Jeff A.	(308)627-7332	() - -	drfruman@hotmail.com	R	M
1494-1258	Giddings, Larry K.	(308)627-3247	() - -	lkgiddings300@gmail.com	R	M
1494-1810	Giles, Douglas "Doug" A.	(308)627-5683	() - -	gman245@yahoo.com	R	M
1494-2536	Gottsch, Aaron M.	(308)962-6488	() - -		R	M
1505-23	Grotrian, Ryan M.	(308)440-1589	() - -	groat2112@yahoo.com	R	M
27580-14	Harrington, Larry L.	(308)236-5902	() - -		R	M
1486-2240	Hatcher, Bruce A.	(308)627-7379	() - -	brucehatcher@charter.net	R	M
1494-256	Hatcher, Gary D.	(308)238-3914	() - -	gary.hatcher@charter.net	R	M
1494-473	Hibberd, David D.	(308)627-5006	() - -	d.hibberd@kearneglass.com	R	M
9726-4115	Hollis, Brent E.	(308)627-7532	(308)627-7533	bigredautoglass@aol.com	R	M
11-536044	Hollis, Carter R.	(308)293-3437	() - -	onekoolmustang@aol.com	R	M
1494-134	Hoss, LeRoy H.	(308)238-3792	() - -	leroyhoss@gmail.com	R	M
1494-2970	Huffman, Darcy W.	(308)214-0813	() - -	dwhuffman09@ole.augie.edu	R	M
1494-778	Husman, Harry R.	(308)468-6119	() - -		R	M
1494-78	Jamrog, David "Dave" M.	(308)240-0149	() - -	david.jamrog@sdmyers.com	R	M
1494-2364	Johnson, Jerred J.	(308)440-1200	() - -	jiliv2hunt@hotmail.com	R	M
8966-5171	Johnson, Scott A.	(308)627-6487	() - -	scojo09@gmail.com	R	M
9726-4112	Journey, Zack T.	(308)224-8679	() - -		R	M
1494-1613	Karsten, Darrin W.	(308)627-4799	(308)237-5025	dwkarsten@aol.com	R	M
1489-496	Kidd, Nicholas "Nick" H.	(308)627-6139	() - -	nickkidd79@gmail.com	R	M
1494-324	Kindsfater, Gil K.	(308)234-2298	(308)233-7172	gmkind@charter.net	R	M
1494-1989	Kirkland, William "Bill" D.	(308)233-4253	() - -	kirklandsiding@charter.net	R	M
1494-2696	Krolikowski, Josh K.	(308)440-1536	() - -	joshkrolikowski@gmail.com	R	M
1494-2625	Krotz, Johnny "John" L.	(308)440-9799	() - -	jkrotz@yahoo.com	R	M
1494-176	Lee, Ray K.	(308)647-5382	(308)647-5382		R	M
8793-1262	Leibhart, James M.	(308)325-9720	() - -	jamesleibhart@gmail.com	R	M
1494-2493	Lytle, Chris R.	(308)224-1023	() - -	lytlecr@hotmail.com	R	M
1494-1323	Mathews, Todd M.	(308)293-5684	() - -		R	M
1494-2291	Matteson, Scott	(308)236-6089	(308)440-4863	scott.matteson6@gmail.com	R	M
1494-2687	McCullough, Michael "Mike" S.	(308)293-6488	() - -	mcculloughms@gmail.com	R	M
6219-307	McFadden, Kelly R.	(308)293-7045	() - -	kelly.mcfadden@yahoo.com	R	M

USBC					Bowling	
ID Number	Name	Phone	Phone	E-mail	Hand	Sex
1494-1048	McKirahan, John R.	(308)234-6236	() - -	jsmck@charter.net	L	M
1494-2556	McLeod, Thomas "Tom" E.	(308)440-2091	() - -	tmcleod221@gmail.com	R	M
1494-3186	Messersmith, Matt M.	(308)207-5172	() - -		R	M
16-15169	Meyer, Kenneth "Ryan" R.	(402)720-0431	() - -	k_ry_meyer@yahoo.com	R	M
1494-33	Miller, Marvin E.	(308)234-1636	(308)440-9308		R	M
1494-689	Moriarty, Kevin L.	(308)995-8877	(308)440-8641	kmoriarty@holdregehomes.org	R	M
1494-2504	Murphy, Patrick "Pat" J.	(308)708-1956	() - -		R	M
1494-3121	Myers, Randy A.	(308)830-1492	(308)830-1492	r.myers87@yahoo.com	R	M
1494-182	Nikkila, John "Johnny" L.	(308)440-1331	() - -	jln.mkn@charter.net	R	M
1494-957	Olson, Brad M.	(308)440-3992	() - -	bgraphic23@gmail.com	R	M
300-6153	Owen, Kenneth "Kenny" A.	(308)440-8316	(308)234-4545	ken.owen@bigapplefuncenter.com	R	M
1494-1224	Patsios, Mick R.	(308)237-3007	(308)233-2780	mpatsios53@charter.net	R	M
6201-149	Pettit, Greg A.	(308)708-9824	() - -		R	M
1494-2961	Poland, Jeff C.	(308)440-0552	() - -		R	M
1494-128	Rademacher, Earl E.	(308)237-2063	(308)627-8522	ejrademacher@charter.net	R	M
1494-1207	Richmond, Thomas "Tom" C.	(308)293-5430	() - -	thmsrchmnd@gmail.com	R	M
11-604727	Roberts, Trevor A.	(308)440-9524	() - -	vikingrock80@hotmail.com	L	M
1494-98	Robinson, Bill J.	(308)233-2851	() - -	robinsonb@qwestoffice.net	L	M
1494-2227	Robinson, Shay W.	(308)440-5104	() - -	shayrobinson21@yahoo.com	R	M
6201-21	Samuelson, Jared J.	(308)233-1018	() - -	samuelsonjj@gmail.com	R	M
1494-360	Sazama, Bryon J.	(308)440-4545	() - -	jhawks3437@yahoo.com	R	M
1494-2420	Schade, Brandon L.	(308)627-0492	() - -		R	M
1490-329	Schirmer, Bryan A.	(308)520-0388	() - -	mrbsautorepair@gmail.com	R	M
1494-3217	Schutt, Craig A.	(308)216-0911	(308)224-5421		R	M
1494-593	Sluti, Donald "Don" G.	(308)236-9640	() - -	slutid@unk.edu	R	M
1494-3216	Snodgrass, Jeff D.	(402)759-2746	() - -	ozzie_1980@yahoo.com	R	M
1494-452	Stapleton, Chris L.	(308)293-5387	() - -	soggychris2000@yahoo.com	R	M
1494-303	Stevens, Robert "Bob" W.	(308)440-4005	() - -	roberthuskers@gmail.com	R	M
1494-6	Stones, Ivan D.	(308)234-4231	(308)440-3258	stonivad@charter.net	R	M
1494-1079	Stubbs, Jason D.	(308)236-5351	() - -	stujas@gmail.com	R	M
1494-3219	Studnicka, Ron J.	(308)234-3645	(308)627-4355	itsmudpie@gmail.com	R	M
1489-1082	Swanek, Justin R.	(402)210-0537	() - -	Diggerj79@yahoo.com	R	M
1494-87	Turner Jr, Robert "Bobby" L.	(308)440-1799	() - -	bobby.turner59@yahoo.com	R	M
1494-333	VanHorn, Kenny J.	(308)233-2795	(308)233-2183	vanhorns@charter.net	R	M
1494-363	Verbeck, Robert "Bob" E.	(308)240-9675	() - -		R	M
1494-88	Vogt, Bob G.	(308)234-9330	() - -		R	M
1494-994	vonAschwege, Scott B.	(308)293-0277	(308)236-7328	saschwege@gmail.com	R	M
1494-754	Whitfield, Omar B.	(308)627-6672	() - -	hammer4d@yahoo.com	R	M
1494-1792	Wilke, Dave L.	(308)627-6825	() - -	dave@wilkecc.com	R	M
1494-159	Wilke, Lloyd A.	(308)468-6739	(308)216-0737	wilkelsw@nctc.net	R	M
6201-92	Wirth, Logan M.	(308)233-3915	() - -		R	M
1494-1269	Woodside, Mark A.	(308)233-2077	() - -	mawoodside@yahoo.com	L	M
1494-2945	Woodside, Travys M.	(308)440-2828	() - -	travysw@gmail.com	R	M
1513-1207	Wright, Kenneth "Kenny" W.	(308)529-8373	() - -	kwright68847@yahoo.com	L	M
1494-3143	Yonkers, Dirk C.	(308)293-4147	() - -	peeb4147@gmail.com	R	M
1494-1898	Yonkers, Mark A.	(308)440-6006	() - -		R	M
9726-4117	Young, Brandon L.	(910)876-2132	() - -	bladenpolice@gmail.com	R	M
9726-4114	Young, Matthew "Matt" J.	(308)627-9601	() - -	sandymisty88@gmail.com	R	M
1494-1776	Zink, Russell "Russ" L.	(702)908-6400	() - -	russzink49@yahoo.com	R	M

Classic League Championship

Big Apple Fun Center

This report is for scores bowled April 29

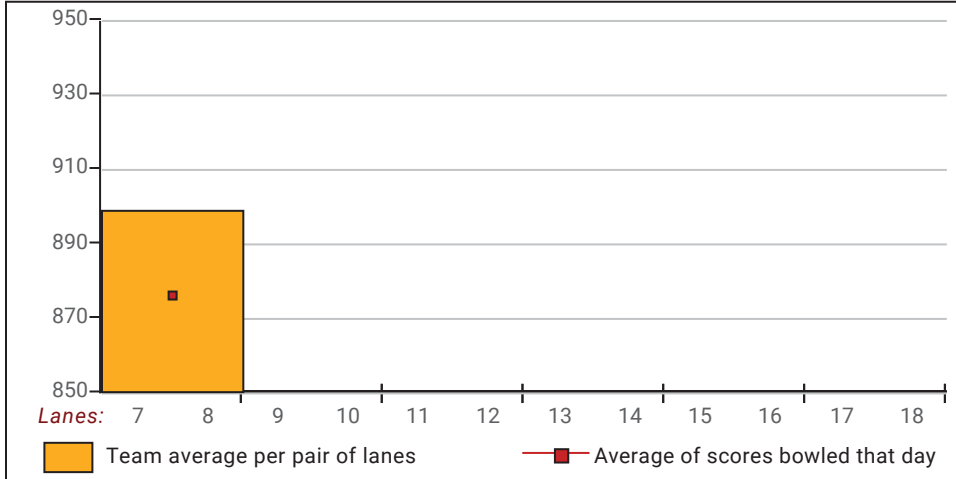
This Week's Statistics: Lefties vs Righties

Unless designated left handed, bowlers are considered right handed.

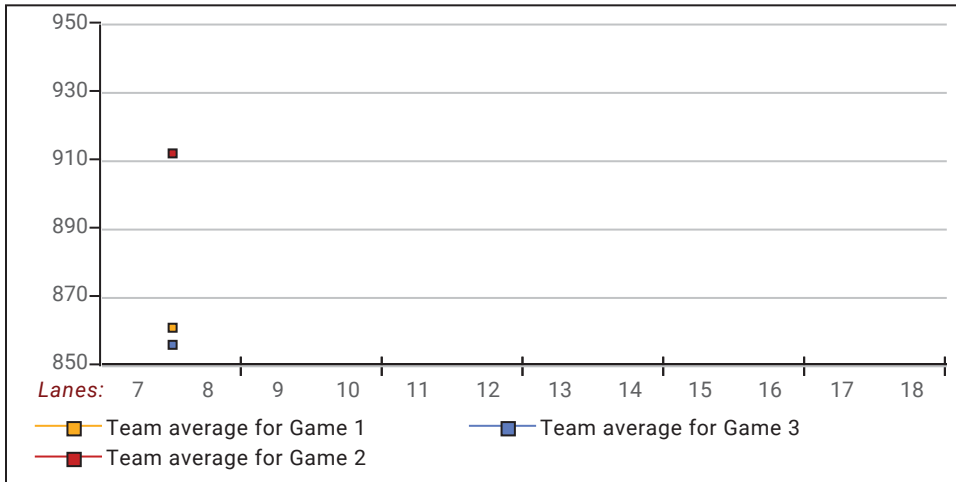
	Over All	Right	Left
How many people bowled	9	9	0
Number of games bowled	27	27	0
Actual average of week's scores	179.19	179.19	0.00
How many games above average	15	15	0
How many games below average	12	12	0
Pins above/below average per game	-1.15	-1.15	0.00
How many people raised average	4	4	--
by this amount	0.83	0.83	0.00
How many people went down	5	5	--
by this amount	-0.76	-0.76	0.00
League average before bowling	180.85	180.85	0.00
League average after bowling	180.79	180.79	0.00
Change in league average	-0.06	-0.06	0.00
800s	--	--	--
775s	--	--	--
750s	--	--	--
725s	--	--	--
700s	--	--	--
675s	--	--	--
650s	--	--	--
625s	1	1	--
600s	1	1	--
575s	--	--	--
550s	1	1	--
525s	1	1	--
500s	3	3	--
475s	1	1	--
450s	1	1	--
425s	--	--	--
400s	--	--	--
below 400	--	--	--
300s	--	--	--
275s	--	--	--
250s	--	--	--
225s	1	1	--
200s	5	5	--
175s	8	8	--
150s	12	12	--
125s	--	--	--
100s	1	1	--
below 100	--	--	--

This report is for scores bowled April 29

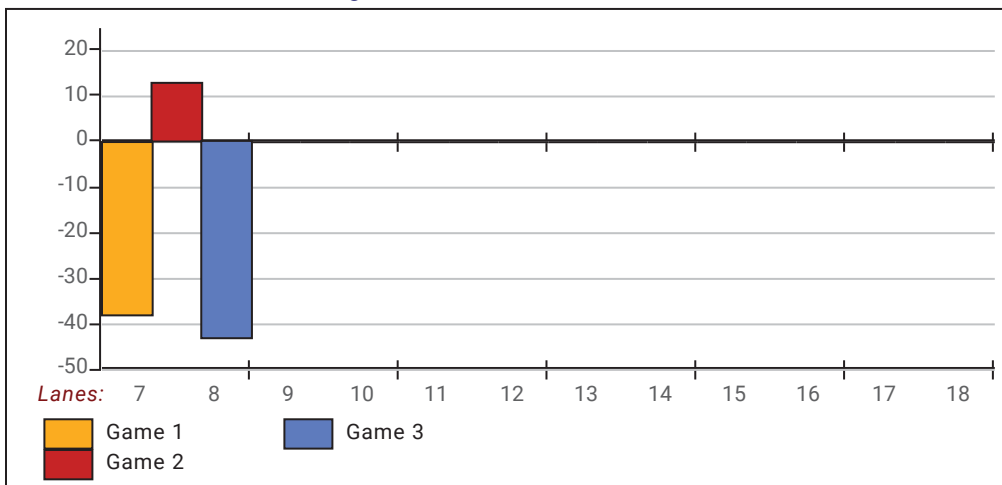
Team Average vs Ave of Scores



Average of Scores for Each Game

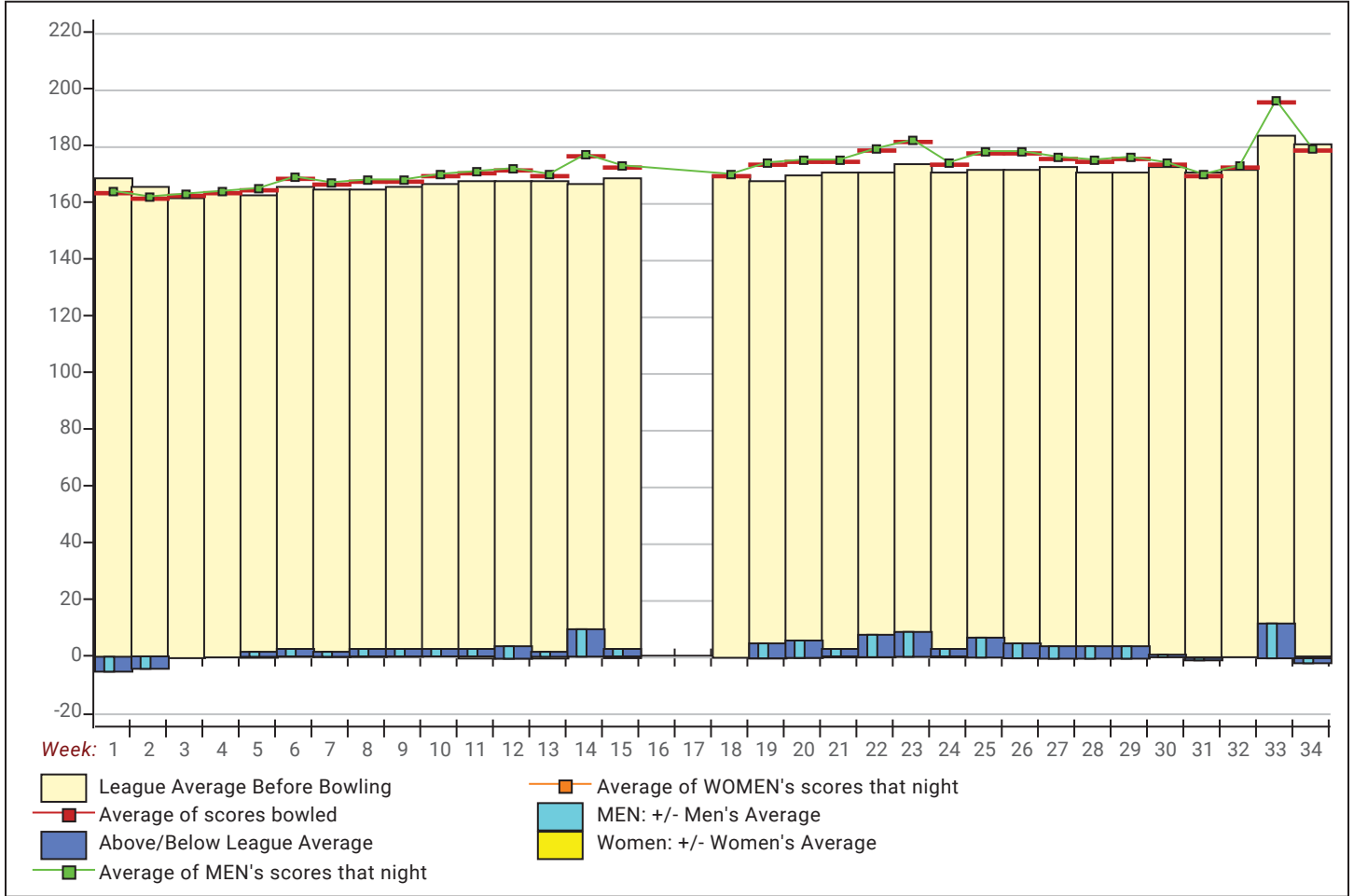


Amount Over/Under Team Average



This report is for scores bowled April 29

League Average Week-by-Week



League Average Statistics for Last Week

	League	Right Hand	Left Hand
League Average Before Bowling	180.85	180.85	
Average of scores bowled that night	179.19	179.19	
New League Average After Bowling	180.79	180.79	
Change in League Average	-.06	-.06	
People Who Bowled Over Average	4	4	
People Who Bowled Under Average	5	5	
Average Amount of Series Over Avg	56.75	56.75	
Average Amount of Series Under Avg	-51.60	-51.60	
Difference Avg, NiteAvg	-1.15	-1.15	
Number of Bowlers	9	9	
Number of Games Bowled	27	27	
People Who Raised Their Average	4	4	
Raised By an Average of This Amount	.83	.83	
People Who Lowered Their Average	5	5	
Lowered By an Average of This Amou	-.76	-.76	
Number of Games Bowled Over Avera	15	15	
Number of Games Bowled Under Avera	12	12	

Note: Averages are based only on people who bowled.

Classic League Championship

Monday 6:30 pm

Big Apple Fun Center

If you have questions, please contact

Gary Hatcher (308)238-3914 PO Box 594, Gibbon, NE 68840
 Send E-mail to: gary.hatcher@charter.net

Note: This report includes information through April 29

Awards Earned This Week

<u>Name</u>	<u>USBC ID Number</u>	<u>Award Average</u>	<u>Award Games</u>	<u>G1</u>	<u>G2</u>	<u>G3</u>	<u>Series</u>	<u>Award Score</u>	<u>Award Received</u>
Noel Carnahan	1494-2974 USBC	157	84	158	183	218	559	218	200 Game (Local Assoc. Awards)

Classic League Championship

Monday 6:30 pm

Big Apple Fun Center

Team Standings

<u>Place</u>	<u>Team Name</u>	<u>Points Won</u>	<u>Points Lost</u>
1	Lethal Injection Diesel	35	5
2	Chicken Coop	5	35

**** Although not shown, standings are determined by points only for the current part*

Last Week's Top Scores

<u>Scratch Game</u>	<u>Scratch Series</u>	<u>Handicap Game</u>	<u>Handicap Series</u>
235 Chuck Brisbin	636 Tom Richmond	278 Noel Carnahan	739 Noel Carnahan
224 Tom Richmond	619 Chuck Brisbin	249 Darcy Huffman	698 Darcy Huffman
218 Noel Carnahan	559 Noel Carnahan	242 Chuck Brisbin	692 Mike McCollough
204 Logan Wirth	537 Logan Wirth	239 Mike McCollough	678 Tom Richmond
194 Scott Bauer	524 Scott Bauer	238 Tom Richmond	647 Ryan Meyer
181 Bryon Sazama	506 Mike McCollough	218 Ryan Meyer	640 Chuck Brisbin
179 Darcy Huffman	503 Ryan Meyer	214 Logan Wirth	572 Scott Bauer
177 Mike McCollough	488 Darcy Huffman	210 Scott Bauer	567 Logan Wirth
170 Ryan Meyer	466 Bryon Sazama	208 Bryon Sazama	547 Bryon Sazama