

Big Eight 2018-19

Friday 6:30 pm

Big Apple Fun Center

Lanes 7 - 12

President: John Krotz (308)440-9799 is on Lane 11 Vice President: Troy Modlin (402)705-3527 is on Lane 8
 Secretary/Treasurer: Brent Bayne (308)240-0075 is on Lane 10

Team Standings

Place	#	Team Name	Points Won	Points Lost	%Won	Pins + HDCP	Scratch Pins	Ave p/gm	Year-To-Date WON	Y-T-D LOST	Y-T-D % WON
1	1	JD's Bar	90	60	60.0	47833	32440	720	90	60	60.0
2	6	Over the Line	85½	64½	57.0	47780	29928	665	85½	64½	57.0
3	4	Walter's Electric	83	67	55.3	46871	37115	824	83	67	55.3
4	5	John's Auto Body	75	75	50.0	47648	36017	800	75	75	50.0
5	3	Affirmative Action	62	88	41.3	47073	34107	757	62	88	41.3
6	2	Angie's Angels	54½	95½	36.3	47128	29359	652	54½	95½	36.3

Review of Last Week's Bowling.....

Lanes	Team Name	HDCP -1-	HDCP -2-	HDCP -3-	HDCP Total	Last Wk WON	Team Name	HDCP -1-	HDCP -2-	HDCP -3-	HDCP Total	Last Wk WON
7-8	JD's Bar	1022	991	967	2980	2	<---> Over the Line	974	1073	1055	3102	8
9-10	Walter's Electric	1028	1107	1034	3169	6	<---> John's Auto Body	1084	1033	1008	3125	4
11-12	Affirmative Action	1228	1092	1145	3465	6	<---> Angie's Angels	1108	1091	1195	3394	4

Lane Assignments

	1-2	3-4	5-6
Wk16 12/14	3-6	2-4	5-1
Wk17 12/21	5-4	6-1	2-3
Wk18 12/28	2-1	4-3	6-5

Last Week's Top Scores

Team Scratch Game	Team Scratch Series	Team Handicap Game	Team Handicap Series
929 Affirmative Action	2568 Affirmative Action	1228 Affirmative Action	3465 Affirmative Action
895 Walter's Electric	2533 Walter's Electric	1195 Angie's Angels	3394 Angie's Angels
843 John's Auto Body	2402 John's Auto Body	1107 Walter's Electric	3169 Walter's Electric
755 Angie's Angels	2074 Angie's Angels	1084 John's Auto Body	3125 John's Auto Body
726 Over the Line	2061 Over the Line	1073 Over the Line	3102 Over the Line
688 JD's Bar	1978 JD's Bar	1022 JD's Bar	2980 JD's Bar
Scratch Game	Scratch Series	Handicap Game	Handicap Series
245 Adam Bayne	616 Adam Bayne	275 Adam Bayne	735 Rick Couch
215 Chris Lopez	575 Chris Lopez	271 Rick Couch	715 James Salpas
212 John Krotz	567 John Krotz	264 James Salpas	706 Adam Bayne
203 Mike Slagle	519 Andrew Becker	258 Chris Lopez	704 Jimmie Greer Jr
202 Dave Limbach	518 Dave Limbach	254 Dave Limbach	704 Chris Lopez
198 Brent Bayne	507 Alex Poloncic	253 Brian Stockman	689 Brian Stockman
195 Andrew Becker	505 Brent Bayne	252 Mike Slagle	684 John Krotz
186 James Salpas	501 Mike Slagle	251 John Krotz	682 Delbert Weiser
184 Rick Couch	500 Jimmie Greer Jr	251 Jimmie Greer Jr	678 Andrew Becker
184 Alex Poloncic	493 Brian Stones	248 Andrew Becker	674 Dave Limbach

Season High Scores

<u>Team Scratch Game</u>		<u>Team Scratch Series</u>		<u>Team Handicap Game</u>		<u>Team Handicap Series</u>	
966	JD's Bar	2666	Walter's Electric	1267	JD's Bar	3546	JD's Bar
932	Walter's Electric	2643	JD's Bar	1228	Affirmative Action	3465	Affirmative Action
929	Affirmative Action	2568	Affirmative Action	1208	Over the Line	3394	Angie's Angels
906	John's Auto Body	2525	John's Auto Body	1195	Angie's Angels	3353	John's Auto Body
794	Over the Line	2250	Over the Line	1172	John's Auto Body	3339	Over the Line
756	Angie's Angels	2121	Angie's Angels	1160	Walter's Electric	3321	Walter's Electric
<u>Scratch Game</u>		<u>Scratch Series</u>		<u>Handicap Game</u>		<u>Handicap Series</u>	
276	Devon Smith	651	Adam Bayne	316	Troy Modlin	782	James Salpas
258	Troy Modlin	637	Devon Smith	307	Devon Smith	756	Adam Bayne
254	Brian Stones	627	Brian Stones	290	Brian Stones	750	JD Einspahr
245	Adam Bayne	598	John Krotz	289	Jimmie Greer Jr	747	Doug Vollmer
234	Rich Hancock	589	Kevin Schroeder	284	Rich Hancock	744	Richard Lopez
224	Kevin Schroeder	579	Doug Vollmer	282	JD Einspahr	743	Omar Jimenez
224	John Krotz	575	Chris Lopez	282	Jason McCaslin	742	Brian Stockman
223	Doug Vollmer	571	Dalton Hollander	279	Doug Vollmer	737	Troy Modlin
220	Jimmie Greer Jr	564	Mike Slagle	277	James Salpas	736	Kevin Schroeder
219	Dalton Hollander	547	Brent Bayne	276	Richard Lopez	735	Brian Stones

Team Rosters

1 - JD's Bar

<u>Name</u>	<u>Ave</u>	<u>HDCP</u>	<u>Pins</u>	<u>Gms</u>	<u>Points Won</u>	<u>High Game</u>	<u>High Sers</u>	<u>HDCP Game</u>	<u>HDCP Sers</u>	<u>Most Improved Ave +/-</u>	<u>To Raise Avg +1</u>	<u>To Drop Avg -1</u>	<u>Weekly Over Ave Series Ave +/-</u>
Omar Jimenez	138	72	5412	39	6.0	192	508	269	743	140 -1.23	426	383	449 - 411=38
Matt Spotanski	118	92	4254	36	6.0	151	408	250	705	116 +2.17	387	347	334 - 354=-20
Jason McCaslin	127	83	5364	42	10.0	190	452	282	704	129 -1.29	396	350	325 - 387=-62
Jeff Rodriguez	140	70	1691	12	1.0	184	484	260	712		424	408	
JJ Stover	bk123	87	793	6	2.0	146	405	233	666		404	394	
Devon Smith	182	28	7135	39	18.0	276	637	307	730	183 -0.05	551	508	462 - 555=-93
JD Einspahr	147	63	6620	45	7.0	205	519	282	750	140 +7.11	484	435	408 - 441=-33
Jared Samuelson	bk192	18	1171	6	3.0	247	650	265	704		593	583	

2 - Angie's Angels

<u>Name</u>	<u>Ave</u>	<u>HDCP</u>	<u>Pins</u>	<u>Gms</u>	<u>Points Won</u>	<u>High Game</u>	<u>High Sers</u>	<u>HDCP Game</u>	<u>HDCP Sers</u>	<u>Most Improved Ave +/-</u>	<u>To Raise Avg +1</u>	<u>To Drop Avg -1</u>	<u>Weekly Over Ave Series Ave +/-</u>
Mark Schippert	150	60	4961	33	4.0	203	511	264	694	149 +1.33	475	438	
Mike Sammons	149	61	1349	9	0.5	182	462	248	660		451	438	448 - 432=16
Nate Dahlin	139	71	5436	39	8.0	183	476	258	698	138 +1.38	444	401	
Delbert Weiser	121	89	4757	39	6.0	180	460	261	703	122 -0.03	367	324	412 - 360=52
Brian Stockman	118	92	5353	45	4.0	176	448	272	742	112 +6.96	359	310	410 - 351=59
Mike Salpas	99	111	1494	15	2.0	121	323	229	662		306	287	323 - 291=32
James Salpas	134	76	5652	42	6.5	191	524	277	782	133 +1.57	423	377	481 - 396=85

3 - Affirmative Action

<u>Name</u>	<u>Ave</u>	<u>HDCP</u>	<u>Pins</u>	<u>Gms</u>	<u>Points Won</u>	<u>High Game</u>	<u>High Sers</u>	<u>HDCP Game</u>	<u>HDCP Sers</u>	<u>Most Improved Ave +/-</u>	<u>To Raise Avg +1</u>	<u>To Drop Avg -1</u>	<u>Weekly Over Ave Series Ave +/-</u>
Rick Couch	130	80	1958	15	3.0	184	474	271	735		400	381	474 - 369=105
Grant Van Pelt	129	81	3483	27	4.0	162	456	245	709	129 0.00	417	386	
Jimmie Greer Jr	143	67	6046	42	8.0	220	500	289	704	142 +1.95	434	388	500 - 426=74
Jamie McCoy	149	61	1794	12	1.0	196	478	247	631		456	440	
Dave Limbach	159	51	5755	36	4.0	214	543	266	699	157 +2.86	485	445	518 - 474=44
Chris Limbach	bk148	62	854	6	1.0	177	463	239	649		433	423	
Mike Slagle	161	49	6305	39	7.0	210	564	255	726	164 -2.33	499	456	501 - 483=18
Chris Lopez	168	42	7600	45	11.0	215	575	258	704	166 +2.89	512	463	575 - 501=74

4 - Walter's Electric

<u>Name</u>	<u>Ave</u>	<u>HDCP</u>	<u>Pins</u>	<u>Gms</u>	<u>Points Won</u>	<u>High Game</u>	<u>High Sers</u>	<u>HDCP Game</u>	<u>HDCP Sers</u>	<u>Most Improved Ave +/-</u>	<u>To Raise Avg +1</u>	<u>To Drop Avg -1</u>	<u>Weekly Over Ave Series Ave +/-</u>
Andrew Becker	158	52	5712	36	8.0	210	533	265	698	152 +6.67	489	449	519 - 471=48
Randall Purdy	150	60	2703	18	1.0	182	523	240	712		468	446	
Doug Vollmer	156	54	4213	27	8.0	223	579	279	747	154 +2.04	497	466	400 - 474=-74
Kevin Schroeder	166	44	5988	36	7.0	224	589	264	736	171 -4.67	525	485	
Brent Bayne	165	45	5963	36	6.0	204	547	250	703	164 +1.64	511	471	505 - 495=10
Adam Bayne	183	27	4414	24	6.0	245	651	275	756	180 +3.92	554	526	616 - 540=76
Brian Stones	177	33	6381	36	11.5	254	627	290	735	175 +2.25	561	521	493 - 534=-41

5 - John's Auto Body

Name	Ave	HDCP	Pins	Gms	Points	High	High	HDCP	HDCP	Most Improved		To Raise	To Drop	Weekly Over Ave
					Won	Game	Sers	Game	Sers	Ave	+/-	Avg +1	Avg -1	Series Ave +/-
Dalton Hollander	166	44	6007	36	6.0	219	571	258	700	164	+2.86	506	466	488 - 501=-13
Rich Hancock	162	48	7326	45	14.0	234	540	284	702	160	+2.80	498	449	479 - 489=-10
Richard Serr	156	54	7022	45	5.0	199	542	255	710	152	+4.04	514	465	402 - 471=-69
John Krotz	172	38	7240	42	15.5	224	598	269	730	164	+8.38	545	499	567 - 513=54
Richard Lopez	152	58	5479	36	5.5	215	543	276	744	143	+9.19	488	448	466 - 453=13
Randy Best	147	63	2208	15	2.0	183	490	250	691			456	437	

6 - Over the Line

Name	Ave	HDCP	Pins	Gms	Points	High	High	HDCP	HDCP	Most Improved		To Raise	To Drop	Weekly Over Ave
					Won	Game	Sers	Game	Sers	Ave	+/-	Avg +1	Avg -1	Series Ave +/-
Alan Keller	135	75	5294	39	8.0	170	483	247	714	134	+1.74	418	375	409 - 405=4
Cody Bailey	117	93	5269	45	6.0	163	401	256	689	114	+3.09	395	346	364 - 348=16
Mike Ahrens	122	88	5398	44	12.5	173	444	262	711	120	+2.68	383	335	343 - 369=-26
Sebastian Mauck	136	74	4104	30	7.0	186	470	259	698	134	+2.80	417	383	
Jace Reidy	101	109	607	6	1.0	117	313	223	631			311	301	
Troy Modlin	153	57	6451	42	12.0	258	533	316	737	149	+4.60	479	433	438 - 462=-24
Alex Polonic	174	36	2088	12	3.0	216	595	253	706			537	521	507 - 525=-18
Taylor Russell	87	123	261	3		92	261	215	630			267	260	

Temporary Substitutes

Name	Ave	HDCP	Pins	Gms	Points	High	High	HDCP	HDCP	Most Improved		To Raise	To Drop	Weekly Over Ave
					Won	Game	Sers	Game	Sers	Ave	+/-	Avg +1	Avg -1	Series Ave +/-
Conan Gifford	158	52	949	6	1.0	188	554	214	632			482	472	
Stuart Hollander	95	115	285	3	1.0	118	285	233	630			291	284	
Larry Lambrecht	bk164	46	450	3		160	450	206	588			456	449	

High Individual Match Points

18	Devon Smith	15.5	John Krotz	14	Rich Hancock
12.5	Mike Ahrens	12	Troy Modlin	11.5	Brian Stones
11	Chris Lopez	10	Jason McCaslin	8	Andrew Becker

Individual High Averages

183.92	Adam Bayne	182.95	Devon Smith	177.25	Brian Stones	172.38	John Krotz
168.89	Chris Lopez	166.86	Dalton Hollander	166.33	Kevin Schroeder	165.64	Brent Bayne
162.80	Rich Hancock	161.67	Mike Slagle	159.86	Dave Limbach	158.67	Andrew Becker
156.04	Richard Serr	156.04	Doug Vollmer	153.60	Troy Modlin	152.19	Richard Lopez

Most Improved Average

143	to	152.19	=	+9.19	Richard Lopez	164	to	172.38	=	+8.38	John Krotz
140	to	147.11	=	+7.11	JD Einspahr	112	to	118.96	=	+6.96	Brian Stockman
152	to	158.67	=	+6.67	Andrew Becker	149	to	153.60	=	+4.60	Troy Modlin
152	to	156.04	=	+4.04	Richard Serr	180	to	183.92	=	+3.92	Adam Bayne
114	to	117.09	=	+3.09	Cody Bailey	166	to	168.89	=	+2.89	Chris Lopez

Most Un-Improved Averages

171	to	166.33	=	-4.67	Kevin Schroeder	164	to	161.67	=	-2.33	Mike Slagle
129	to	127.71	=	-1.29	Jason McCaslin	140	to	138.77	=	-1.23	Omar Jimenez
183	to	182.95	=	-0.05	Devon Smith	122	to	121.97	=	-0.03	Delbert Weiser
129	to	129.00	=	0.00	Grant Van Pelt	149	to	150.33	=	+1.33	Mark Schippert
138	to	139.38	=	+1.38	Nate Dahlin	133	to	134.57	=	+1.57	James Salpas

Big Eight 2018-19

Big Apple Fun Center Reprint of Scores -- Week 15

Lane 7 1 - JD's Bar Week 15 12/7/2018

Name	Old	Old						HDCP
	Ave	HDCP	-1-	-2-	-3-	Total	Total	
Omar A. Jimenez	137	73	131	148	170	449	668	
Matt Spotanski	118	92	128	105	101	334	610	
Jason D. McCaslin	129	81	117	108	100	325	568	
JD Einspahr	bk147	63	139	129	140	408	597	
Devon L. Smith	bk185	25	173	167	122	462	537	
			====	====	====	====	====	
Scratch Total			688	657	633	1978	1978	
Handicap			334	334	334		1002	
Total			1022	991	967	1978	2980	
Team Points Won			1.0	0.0	0.0	1.0	1.0	
Match Points Won			0.0	0.0	0.0	1.0	1.0	
Total Points Won			1.0	0.0	0.0	2.0	2.0	

Lane 9 4 - Walter's Electric Week 15 12/7/2018

Name	Old	Old						HDCP
	Ave	HDCP	-1-	-2-	-3-	Total	Total	
Andrew J. Becker	bk157	53	144	180	195	519	678	
Doug Vollmer	bk158	52	119	124	157	400	556	
Adam C. Bayne	bk180	30	192	245	179	616	706	
Brent A. Bayne	bk165	45	198	167	140	505	640	
Brian A. Stones	bk178	32	163	179	151	493	589	
			====	====	====	====	====	
Scratch Total			816	895	822	2533	2533	
Handicap			212	212	212		636	
Total			1028	1107	1034	2533	3169	
Team Points Won			0.0	1.0	1.0	3.0	3.0	
Match Points Won			0.0	0.0	0.0	3.0	3.0	
Total Points Won			0.0	1.0	1.0	6.0	6.0	

Lane 11 3 - Affirmative Action Week 15 12/7/2018

Name	Old	Old						HDCP
	Ave	HDCP	-1-	-2-	-3-	Total	Total	
Rick S. Couch	123	87	134	184	156	474	735	
Jimmie L. Greer Jr	bk142	68	175	142	183	500	704	
Dave Limbach	bk158	52	202	148	168	518	674	
Mike Slagle	bk161	49	203	161	137	501	648	
Chris Lopez	bk167	43	215	158	202	575	704	
			====	====	====	====	====	
Scratch Total			929	793	846	2568	2568	
Handicap			299	299	299		897	
Total			1228	1092	1145	2568	3465	
Team Points Won			1.0	1.0	0.0	3.0	3.0	
Match Points Won			0.0	0.0	0.0	3.0	3.0	
Total Points Won			1.0	1.0	0.0	6.0	6.0	

Lane 8 6 - Over the Line Week 15 12/7/2018

Name	Old	Old						HDCP
	Ave	HDCP	-1-	-2-	-3-	Total	Total	
Alan B. Keller	bk135	75	110	160	139	409	634	
Cody A. Bailey	bk116	94	119	117	128	364	646	
Mike Ahrens	123	87	94	117	132	343	604	
Troy L. Modlin	bk154	56	120	174	144	438	606	
Alex J. Poloncic	bk175	35	184	158	165	507	612	
			====	====	====	====	====	
Scratch Total			627	726	708	2061	2061	
Handicap			347	347	347		1041	
Total			974	1073	1055	2061	3102	
Team Points Won			0.0	1.0	1.0	3.0	3.0	
Match Points Won			0.0	0.0	0.0	5.0	5.0	
Total Points Won			0.0	1.0	1.0	8.0	8.0	

Lane 10 5 - John's Auto Body Week 15 12/7/2018

Name	Old	Old						HDCP
	Ave	HDCP	-1-	-2-	-3-	Total	Total	
Dalton L. Hollander	bk167	43	179	170	139	488	617	
Rich Hancock	bk163	47	169	135	175	479	620	
Richard M. Serr	bk157	53	129	153	120	402	561	
John Krotz	bk171	39	212	167	188	567	684	
Richard L. Lopez	bk151	59	154	167	145	466	643	
			====	====	====	====	====	
Scratch Total			843	792	767	2402	2402	
Handicap			241	241	241		723	
Total			1084	1033	1008	2402	3125	
Team Points Won			1.0	0.0	0.0	1.0	1.0	
Match Points Won			0.0	0.0	0.0	3.0	3.0	
Total Points Won			1.0	0.0	0.0	4.0	4.0	

Lane 12 2 - Angie's Angels Week 15 12/7/2018

Name	Old	Old						HDCP
	Ave	HDCP	-1-	-2-	-3-	Total	Total	
Delbert G. Weiser	bk120	90	120	157	135	412	682	
Mike L. Sammons	bk144	66	148	142	158	448	646	
Brian A. Stockman	bk117	93	127	123	160	410	689	
Mike Salpas	bk97	113	105	102	116	323	662	
James E. Salpas	bk132	78	168	127	186	481	715	
			====	====	====	====	====	
Scratch Total			668	651	755	2074	2074	
Handicap			440	440	440		1320	
Total			1108	1091	1195	2074	3394	
Team Points Won			0.0	0.0	1.0	1.0	1.0	
Match Points Won			0.0	0.0	0.0	3.0	3.0	
Total Points Won			0.0	0.0	1.0	4.0	4.0	

Friday 6:30 pm

Big Apple Fun Center

Match Points Won (This Week) -- Week 15

Lane 7 1 - JD's Bar

Name	Last Wk Won	Last Wk Lost	HDCP -1-	HDCP -2-	HDCP -3-	HDCP Total
Omar A. Jimenez	1.0		204	221	243	668
Matt Spotanski		1.0	220	197	193	610
Jason D. McCaslin		1.0	198	189	181	568
JD Einspahr		1.0	202	192	203	597
Devon L. Smith		1.0	198	192	147	537
Jeff Rodriguez						0
JJ Stover						0
Jared J. Samuelson						0

Lane 8 6 - Over the Line

Name	Last Wk Won	Last Wk Lost	HDCP -1-	HDCP -2-	HDCP -3-	HDCP Total
Alan B. Keller		1.0	185	235	214	634
Cody A. Bailey	1.0		213	211	222	646
Mike Ahrens	1.0		181	204	219	604
Troy L. Modlin	1.0		176	230	200	606
Alex J. Poloncic	2.0		219	193	200	612
Sebastian B. Mauck						0
Jace S. Reidy						0
Taylor S. Russell						0

Lane 9 4 - Walter's Electric

Name	Last Wk Won	Last Wk Lost	HDCP -1-	HDCP -2-	HDCP -3-	HDCP Total
Andrew J. Becker	1.0		197	233	248	678
Doug Vollmer		1.0	171	176	209	556
Adam C. Bayne	2.0		222	275	209	706
Brent A. Bayne		1.0	243	212	185	640
Brian A. Stones		1.0	195	211	183	589
Randall E. Purdy						0
Kevin J. Schroeder						0

Lane 10 5 - John's Auto Body

Name	Last Wk Won	Last Wk Lost	HDCP -1-	HDCP -2-	HDCP -3-	HDCP Total
Dalton L. Hollander		1.0	222	213	182	617
Rich Hancock	1.0		216	182	222	620
Richard M. Serr		1.0	182	206	173	561
John Krotz	1.0		251	206	227	684
Richard L. Lopez	1.0		213	226	204	643
Randy Best						0

Lane 11 3 - Affirmative Action

Name	Last Wk Won	Last Wk Lost	HDCP -1-	HDCP -2-	HDCP -3-	HDCP Total
Rick S. Couch	1.0		221	271	243	735
Jimmie L. Greer Jr	1.0		243	210	251	704
Dave Limbach		1.0	254	200	220	674
Mike Slagle		1.0	252	210	186	648
Chris Lopez	1.0	1.0	258	201	245	704
Grant L. Van Pelt						0
Jamie D. McCoy						0
Chris Limbach						0

Lane 12 2 - Angie's Angels

Name	Last Wk Won	Last Wk Lost	HDCP -1-	HDCP -2-	HDCP -3-	HDCP Total
Delbert G. Weiser		1.0	210	247	225	682
Mike L. Sammons		1.0	214	208	224	646
Brian A. Stockman	1.0		220	216	253	689
Mike Salpas	1.0		218	215	229	662
James E. Salpas	1.0		246	205	264	715
Mark D. Schippert						0
Nate Dahlin						0

Friday 6:30 pm

Big Apple Fun Center**Match Points Won (Total for Year)**

Name	Ave	Gms	Points		%Won	Name	Ave	Gms	Points		%Won
			Won	Lost					Won	Lost	
Devon L. Smith	182	39	18.0	4.0	81.82%	Matthew J. Spotanski	118	36	6.0	6.0	50.00%
Johnny L. Krotz	172	42	15.5	5.0	75.61%	Richard L. Lopez	152	36	5.5	8.5	39.29%
Richard D. Hancock	162	45	14.0	2.0	87.50%	Richard M. Serr	156	45	5.0	10.0	33.33%
Michael A. Ahrens	122	44	12.5	2.5	83.33%	Mark D. Schippert	150	33	4.0	7.0	36.36%
Troy L. Modlin	153	42	12.0	4.0	75.00%	Brian A. Stockman	118	45	4.0	11.0	26.67%
Brian A. Stones	177	36	11.5	5.0	69.70%	Grant L. Van Pelt	129	27	4.0	5.0	44.44%
Christopher L. Lopez	168	45	11.0	7.0	61.11%	David J. Limbach	159	36	4.0	9.0	30.77%
Jason D. McCaslin	127	42	10.0	5.0	66.67%	Rick S. Couch	130	15	3.0	2.0	60.00%
Andrew J. Becker	158	36	8.0	4.0	66.67%	Jared J. Samuelson	bk192	6	3.0	1.0	75.00%
Alan B. Keller	135	39	8.0	5.0	61.54%	Alex J. Poloncic	174	12	3.0	2.0	60.00%
Douglas K. Vollmer	156	27	8.0	2.0	80.00%	Michael J. Salpas	99	15	2.0	3.0	40.00%
Jimmie L. Greer Jr	143	42	8.0	7.0	53.33%	JJ Stover	bk123	6	2.0		100.00%
Nathan S. Dahlin	139	39	8.0	5.0	61.54%	Randall K. Best	147	15	2.0	3.0	40.00%
Kevin J. Schroeder	166	36	7.0	7.0	50.00%	Conan R. Gifford	158	6	1.0	1.0	50.00%
Sebastian B. Mauck	136	30	7.0	3.0	70.00%	Jeffrey A. Rodriguez	140	12	1.0	3.0	25.00%
Jerome D. Einspahr	147	45	7.0	8.0	46.67%	Randall E. Purdy	150	18	1.0	5.0	16.67%
Michael L. Slagle	161	39	7.0	8.0	46.67%	Jace S. Reidy	101	6	1.0	1.0	50.00%
James E. Salpas	134	42	6.5	8.5	43.33%	Stuart L. Hollander	95	3	1.0		100.00%
Adam C. Bayne	183	24	6.0	4.0	60.00%	Christopher J. Limbach	bk148	6	1.0	1.0	50.00%
Dalton L. Hollander	166	36	6.0	7.0	46.15%	Jamie D. McCoy	149	12	1.0	3.0	25.00%
Cody A. Bailey	117	45	6.0	9.0	40.00%	Mike L. Sammons	149	9	0.5	2.5	16.67%
Delbert G. Weiser	121	39	6.0	7.0	46.15%	Larry L. Lambrecht	bk164	3		1.0	0.00%
Brent A. Bayne	165	36	6.0	8.0	42.86%	Taylor S. Russell	87	3		1.0	0.00%
Omar A. Jimenez	138	39	6.0	7.0	46.15%						

Friday 6:30 pm

Big Apple Fun Center

Change in Average

Name	-----Old-----		Old					---Average Change---			Weekly Over Ave
	Pins	Games	Ave	-1-	-2-	-3-	Total	New	Old	----> +/-	Series Ave +/-
Mike Ahrens	5055	41	123	94	117	132	343	122.68	- 123.29	= -0.61	343 - 369=-26
Cody A. Bailey	4905	42bk	116	119	117	128	364	117.09	- 116.79	= 0.30	364 - 348=16
Adam C. Bayne	3798	21 bk	180	192	245	179	616	183.92	- 180.86	= 3.06	616 - 540=76
Brent A. Bayne	5458	33bk	165	198	167	140	505	165.64	- 165.39	= 0.24	505 - 495=10
Andrew J. Becker	5193	33bk	157	144	180	195	519	158.67	- 157.36	= 1.30	519 - 471=48
Randy Best	2208	15bk	147				0	147.20	- 147.20	= 0.00	
Rick S. Couch	1484	12	123	134	184	156	474	130.53	- 123.67	= 6.87	474 - 369=105
Nate Dahlin	5436	39	139				0	139.38	- 139.38	= 0.00	
JD Einspahr	6212	42bk	147	139	129	140	408	147.11	- 147.90	= -0.79	408 - 441=-33
Conan R. Gifford	949	6	158				0	158.17	- 158.17	= 0.00	
Jimmie L. Greer Jr	5546	39bk	142	175	142	183	500	143.95	- 142.21	= 1.75	500 - 426=74
Rich Hancock	6847	42bk	163	169	135	175	479	162.80	- 163.02	= -0.22	479 - 489=-10
Dalton L. Hollander	5519	33bk	167	179	170	139	488	166.86	- 167.24	= -0.38	488 - 501=-13
Stuart L. Hollander	285	3	95				0	95.00	- 95.00	= 0.00	
Omar A. Jimenez	4963	36	137	131	148	170	449	138.77	- 137.86	= 0.91	449 - 411=38
Alan B. Keller	4885	36bk	135	110	160	139	409	135.74	- 135.69	= 0.05	409 - 405=4
John Krotz	6673	39bk	171	212	167	188	567	172.38	- 171.10	= 1.28	567 - 513=54
Larry L. Lambrecht	450	3bk	164				0	150.00	- 150.00	= 0.00	
Chris Limbach	854	6bk	148				0	142.33	- 142.33	= 0.00	
Dave Limbach	5237	33bk	158	202	148	168	518	159.86	- 158.70	= 1.16	518 - 474=44
Chris Lopez	7025	42bk	167	215	158	202	575	168.89	- 167.26	= 1.63	575 - 501=74
Richard L. Lopez	5013	33bk	151	154	167	145	466	152.19	- 151.91	= 0.29	466 - 453=13
Sebastian B. Mauck	4104	30bk	136				0	136.80	- 136.80	= 0.00	
Jason D. McCaslin	5039	39	129	117	108	100	325	127.71	- 129.21	= -1.49	325 - 387=-62
Jamie D. McCoy	1794	12	149				0	149.50	- 149.50	= 0.00	
Troy L. Modlin	6013	39bk	154	120	174	144	438	153.60	- 154.18	= -0.58	438 - 462=-24
Alex J. Poloncic	1581	9bk	175	184	158	165	507	174.00	- 175.67	= -1.67	507 - 525=-18
Randall E. Purdy	2703	18bk	150				0	150.17	- 150.17	= 0.00	
Jace S. Reidy	607	6	101				0	101.17	- 101.17	= 0.00	
Jeff Rodriguez	1691	12bk	140				0	140.92	- 140.92	= 0.00	
Tayler S. Russell	261	3	87				0	87.00	- 87.00	= 0.00	
James E. Salpas	5171	39bk	132	168	127	186	481	134.57	- 132.59	= 1.98	481 - 396=85
Mike Salpas	1171	12 bk	97	105	102	116	323	99.60	- 97.58	= 2.02	323 - 291=32
Mike L. Sammons	901	6bk	144	148	142	158	448	149.89	- 150.17	= -0.28	448 - 432=16
Jared J. Samuelson	1171	6bk	192				0	195.17	- 195.17	= 0.00	
Mark D. Schippert	4961	33bk	150				0	150.33	- 150.33	= 0.00	
Kevin J. Schroeder	5988	36bk	166				0	166.33	- 166.33	= 0.00	
Richard M. Serr	6620	42bk	157	129	153	120	402	156.04	- 157.62	= -1.57	402 - 471=-69

Name	-----Old-----		Old					---Average Change---			Weekly Over Ave	
	Pins	Games	Ave	-1-	-2-	-3-	Total	New - Old	---->	+/-	Series Ave +/-	
Mike Slagle	5804	36	bk161	203	161	137	501	161.67	-	161.22	= 0.44	501 - 483=18
Devon L. Smith	6673	36	bk185	173	167	122	462	182.95	-	185.36	= -2.41	462 - 555=-93
Matt Spotanski	3920	33	118	128	105	101	334	118.17	-	118.79	= -0.62	334 - 354=-20
Brian A. Stockman	4943	42	bk117	127	123	160	410	118.96	-	117.69	= 1.27	410 - 351=59
Brian A. Stones	5888	33	bk178	163	179	151	493	177.25	-	178.42	= -1.17	493 - 534=-41
JJ Stover	793	6	bk123				0	132.17	-	132.17	= 0.00	
Grant L. Van Pelt	3483	27	bk129				0	129.00	-	129.00	= 0.00	
Doug Vollmer	3813	24	bk158	119	124	157	400	156.04	-	158.88	= -2.84	400 - 474=-74
Delbert G. Weiser	4345	36	bk120	120	157	135	412	121.97	-	120.69	= 1.28	412 - 360=52

Friday 6:30 pm

Big Apple Fun Center

High Average Listing

Name	True Average	Pins	Gms	To Raise Avg +1	To Drop Avg -1
Jared J. Samuelson	195.17	1171	6	593	583
Adam C. Bayne	183.92	4414	24	554	526
Devon L. Smith	182.95	7135	39	551	508
Brian A. Stones	177.25	6381	36	561	521
Alex J. Poloncic	174.00	2088	12	537	521
Johnny L. Krotz	172.38	7240	42	545	499
Christopher L. Lopez	168.89	7600	45	512	463
Dalton L. Hollander	166.86	6007	36	506	466
Kevin J. Schroeder	166.33	5988	36	525	485
Brent A. Bayne	165.64	5963	36	511	471
Richard D. Hancock	162.80	7326	45	498	449
Michael L. Slagle	161.67	6305	39	499	456
David J. Limbach	159.86	5755	36	485	445
Andrew J. Becker	158.67	5712	36	489	449
Conan R. Gifford	158.17	949	6	482	472
Richard M. Serr	156.04	7022	45	514	465
Douglas K. Vollmer	156.04	4213	27	497	466
Troy L. Modlin	153.60	6451	42	479	433
Richard L. Lopez	152.19	5479	36	488	448
Mark D. Schippert	150.33	4961	33	475	438
Randall E. Purdy	150.17	2703	18	468	446
Larry L. Lambrecht	150.00	450	3	456	449
Mike L. Sammons	149.89	1349	9	451	438
Jamie D. McCoy	149.50	1794	12	456	440
Randall K. Best	147.20	2208	15	456	437
Jerome D. Einspahr	147.11	6620	45	484	435
Jimmie L. Greer Jr	143.95	6046	42	434	388
Christopher J. Limbach	142.33	854	6	433	423
Jeffrey A. Rodriguez	140.92	1691	12	424	408
Nathan S. Dahlin	139.38	5436	39	444	401
Omar A. Jimenez	138.77	5412	39	426	383
Sebastian B. Mauck	136.80	4104	30	417	383
Alan B. Keller	135.74	5294	39	418	375
James E. Salpas	134.57	5652	42	423	377
JJ Stover	132.17	793	6	404	394
Rick S. Couch	130.53	1958	15	400	381
Grant L. Van Pelt	129.00	3483	27	417	386
Jason D. McCaslin	127.71	5364	42	396	350
Michael A. Ahrens	122.68	5398	44	383	335
Delbert G. Weiser	121.97	4757	39	367	324
Brian A. Stockman	118.96	5353	45	359	310
Matthew J. Spotanski	118.17	4254	36	387	347
Cody A. Bailey	117.09	5269	45	395	346
Jace S. Reidy	101.17	607	6	311	301
Michael J. Salpas	99.60	1494	15	306	287
Stuart L. Hollander	95.00	285	3	291	284
Taylor S. Russell	87.00	261	3	267	260

Friday 6:30 pm

Big Apple Fun Center

Most Pins Over Average

Name	-----Old-----		Old Ave	---Average Change---				Weekly Over Ave Series Ave +/-	
	Pins	Games		-1-	-2-	-3-	Total		New - Old ---> +/-
Rick S. Couch	1484	12	123	134	184	156	474	130.53 - 123.67 = 6.87	474 - 369=105
James E. Salpas	5171	39	bk132	168	127	186	481	134.57 - 132.59 = 1.98	481 - 396=85
Adam C. Bayne	3798	21	bk180	192	245	179	616	183.92 - 180.86 = 3.06	616 - 540=76
Jimmie L. Greer Jr	5546	39	bk142	175	142	183	500	143.95 - 142.21 = 1.75	500 - 426=74
Chris Lopez	7025	42	bk167	215	158	202	575	168.89 - 167.26 = 1.63	575 - 501=74
Brian A. Stockman	4943	42	bk117	127	123	160	410	118.96 - 117.69 = 1.27	410 - 351=59
John Krotz	6673	39	bk171	212	167	188	567	172.38 - 171.10 = 1.28	567 - 513=54
Delbert G. Weiser	4345	36	bk120	120	157	135	412	121.97 - 120.69 = 1.28	412 - 360=52
Andrew J. Becker	5193	33	bk157	144	180	195	519	158.67 - 157.36 = 1.30	519 - 471=48
Dave Limbach	5237	33	bk158	202	148	168	518	159.86 - 158.70 = 1.16	518 - 474=44
Omar A. Jimenez	4963	36	137	131	148	170	449	138.77 - 137.86 = 0.91	449 - 411=38
Mike Salpas	1171	12	bk97	105	102	116	323	99.60 - 97.58 = 2.02	323 - 291=32
Mike Slagle	5804	36	bk161	203	161	137	501	161.67 - 161.22 = 0.44	501 - 483=18
Mike L. Sammons	901	6	bk144	148	142	158	448	149.89 - 150.17 = -0.28	448 - 432=16
Cody A. Bailey	4905	42	bk116	119	117	128	364	117.09 - 116.79 = 0.30	364 - 348=16
Richard L. Lopez	5013	33	bk151	154	167	145	466	152.19 - 151.91 = 0.29	466 - 453=13
Brent A. Bayne	5458	33	bk165	198	167	140	505	165.64 - 165.39 = 0.24	505 - 495=10
Alan B. Keller	4885	36	bk135	110	160	139	409	135.74 - 135.69 = 0.05	409 - 405=4
Rich Hancock	6847	42	bk163	169	135	175	479	162.80 - 163.02 = -0.22	479 - 489=-10
Dalton L. Hollander	5519	33	bk167	179	170	139	488	166.86 - 167.24 = -0.38	488 - 501=-13
Alex J. Polonicic	1581	9	bk175	184	158	165	507	174.00 - 175.67 = -1.67	507 - 525=-18
Matt Spotanski	3920	33	118	128	105	101	334	118.17 - 118.79 = -0.62	334 - 354=-20
Troy L. Modlin	6013	39	bk154	120	174	144	438	153.60 - 154.18 = -0.58	438 - 462=-24
Mike Ahrens	5055	41	123	94	117	132	343	122.68 - 123.29 = -0.61	343 - 369=-26
JD Einspahr	6212	42	bk147	139	129	140	408	147.11 - 147.90 = -0.79	408 - 441=-33
Brian A. Stones	5888	33	bk178	163	179	151	493	177.25 - 178.42 = -1.17	493 - 534=-41
Jason D. McCaslin	5039	39	129	117	108	100	325	127.71 - 129.21 = -1.49	325 - 387=-62
Richard M. Serr	6620	42	bk157	129	153	120	402	156.04 - 157.62 = -1.57	402 - 471=-69
Doug Vollmer	3813	24	bk158	119	124	157	400	156.04 - 158.88 = -2.84	400 - 474=-74
Devon L. Smith	6673	36	bk185	173	167	122	462	182.95 - 185.36 = -2.41	462 - 555=-93
Conan R. Gifford	949	6	158				0	158.17 - 158.17 = 0.00	
Mark D. Schippert	4961	33	bk150				0	150.33 - 150.33 = 0.00	
Grant L. Van Pelt	3483	27	bk129				0	129.00 - 129.00 = 0.00	
Jeff Rodriguez	1691	12	bk140				0	140.92 - 140.92 = 0.00	
Randall E. Purdy	2703	18	bk150				0	150.17 - 150.17 = 0.00	
Jared J. Samuelson	1171	6	bk192				0	195.17 - 195.17 = 0.00	
Jace S. Reidy	607	6	101				0	101.17 - 101.17 = 0.00	
Stuart L. Hollander	285	3	95				0	95.00 - 95.00 = 0.00	

Name	-----Old-----		Old	-1-	-2-	-3-	Total	---Average Change---			Weekly Over Ave	
	Pins	Games	Ave					New - Old	--->	+/-	Series Ave +/-	
JJ Stover	793		6bk123				0	132.17	-	132.17	=	0.00
Larry L. Lambrecht	450		3bk164				0	150.00	-	150.00	=	0.00
Tayler S. Russell	261	3	87				0	87.00	-	87.00	=	0.00
Kevin J. Schroeder	5988	36	bk166				0	166.33	-	166.33	=	0.00
Chris Limbach	854		6bk148				0	142.33	-	142.33	=	0.00
Sebastian B. Mauck	4104	30	bk136				0	136.80	-	136.80	=	0.00
Randy Best	2208	15	bk147				0	147.20	-	147.20	=	0.00
Nate Dahlin	5436	39	139				0	139.38	-	139.38	=	0.00
Jamie D. McCoy	1794	12	149				0	149.50	-	149.50	=	0.00

Friday 6:30 pm

Big Apple Fun Center

Alphabetic League Bowler Contact List

USBC					Bowling	
ID Number	Name	Phone	Phone	E-mail	Hand	Sex
1494-3016	Ahrens, Michael "Mike" A.	(308)240-0153	() - -	unicornsare4gangstas@gmail.com	R	M
17-76246	Bailey, Cody A.	(308)224-5527	() - -	goldielocks.cb13@gmail.com	R	M
1494-2463	Bayne, Adam C.	(308)293-8409	() - -		R	M
1494-2449	Bayne, Brent A.	(308)240-0075	() - -	bbayne83@gmail.com	R	M
1494-3148	Becker, Andrew J.	(308)240-0256	() - -	a.becker1919@gmail.com	R	M
1494-334	Best, Randall "Randy" K.	(308)440-6453	() - -	randallbest@msn.com	R	M
9726-4099	Couch, Rick S.	(303)257-6056	() - -	rcouch701@yahoo.com	R	M
8592-4642	Dahlin, Nathan "Nate" S.	(308)991-3802	() - -	nsdahli@gmail.com	R	M
1494-2981	Einspahr, Jerome "JD" D.	(308)234-5869	() - -	samparfi7377@hotmail.com	R	M
1494-3221	Gifford, Conan R.	(308)455-7948	() - -	conan1311@gmail.com	R	M
1494-2928	Greer Jr, Jimmie L.	(308)708-8550	() - -	mayajimmie@hotmail.com	R	M
1494-2387	Hancock, Richard "Rich" D.	(308)440-5229	() - -	richardhancock@charter.net	R	M
11-388265	Hollander, Dalton L.	(308)293-5723	() - -	dalhollander@gmail.com	R	M
1494-2950	Hollander, Stuart L.	(308)440-2419	() - -	hollanderstuart@hotmail.com	R	M
10-657320	Jimenez, Omar A.	(308)383-9792	() - -		R	M
1494-2959	Keller, Alan B.	(308)440-3334	() - -	akeller3334@gmail.com	R	M
1494-2625	Krotz, Johnny "John" L.	(308)440-9799	() - -	jlkrotz@yahoo.com	R	M
8185-448	Lambrecht, Larry L.	(308)708-1600	() - -		R	M
15-3216	Limbach, Christopher "Chris" J.	(308)627-2874	() - -	christopher.limbach25@gmail.com	R	M
1494-565	Limbach, David "Dave" J.	(308)224-9763	() - -	Dave8831@gmail.com	R	M
1494-2660	Lopez, Christopher "Chris" L.	(308)293-4589	() - -	marriedlopezman_0@hotmail.com	R	M
1494-252	Lopez, Richard L.	(308)237-3804	() - -	rlopz51@gmail.com	R	M
1494-2958	Mauck, Sebastian B.	(308)830-5831	() - -		R	M
8793-1511	McCaslin, Jason D.	(308)240-0614	() - -	bbgmccaslin@gmail.com	R	M
1494-2996	McCoy, Jamie D.	(308)455-7678	() - -		R	M
1494-2957	Modlin, Troy L.	(402)705-3527	() - -	tonestewart@gmail.com	R	M
1486-3008	Polonci, Alex J.	(308)940-2144	() - -	xela507@gmail.com	R	M
1494-2728	Purdy, Randall E.	(308)627-5803	() - -	repurdy@gmail.com	R	M
9726-4120	Reidy, Jace S.	(308)224-6335	() - -	jacereidy86@gmail.com	R	M
1494-3077	Rodriguez, Jeffrey "Jeff" A.	(308)930-7882	() - -	jrod4saints@gmail.com	R	M
9726-4168	Russell, Tayler S.	(308)293-2753	() - -	tayler.russell@gmail.com	R	M
1505-335	Salpas, James E.	(308)830-3598	() - -	rascallyone.js@gmail.com	R	M
1494-2381	Salpas, Michael "Mike" J.	(308)383-9591	() - -		R	M
1373-6921	Sammons, Mike L.	(308)293-4314	() - -	sammons50@hotmail.com	R	M
6201-21	Samuelson, Jared J.	(308)233-1018	() - -	samuelsnjj@gmail.com	R	M
1505-88	Schippert, Mark D.	(308)830-9927	(308)832-0967		R	M
1494-2553	Schroeder, Kevin J.	(308)627-5064	() - -	kschroeder21@hotmail.com	R	M
1494-2455	Serr, Richard M.	(308)440-0152	() - -	rserr@charter.net	R	M
1494-2941	Slagle, Michael "Mike" L.	(308)455-7447	() - -	mikeslagle44@gmail.com	R	M
6201-129	Smith, Devon L.	(308)440-7744	() - -	devons99@gmail.com	L	M
18-1927	Spotanski, Matthew "Matt" J.	(308)730-0556	() - -	spotanskimj@hotmail.com	R	M
1494-3233	Stockman, Brian A.	(308)293-5943	() - -	stocky71833@yahoo.com	R	M
1494-2362	Stones, Brian A.	(308)238-8010	() - -	stonesb21@hotmail.com	R	M
16-4374	Stover, JJ	(308)440-9244	() - -		R	M
1494-3222	Van Pelt, Grant L.	(308)325-4228	() - -	gvp_06@hotmail.com	R	M
1494-1939	Vollmer, Douglas "Doug" K.	(308)440-4198	() - -	vollmerdouglas@yahoo.com	R	M
1505-350	Weiser, Delbert G.	(308)216-0707	() - -		R	M

Big Eight 2018-19

Big Apple Fun Center

This report is for scores bowled December 7 which is Week 15 of 30

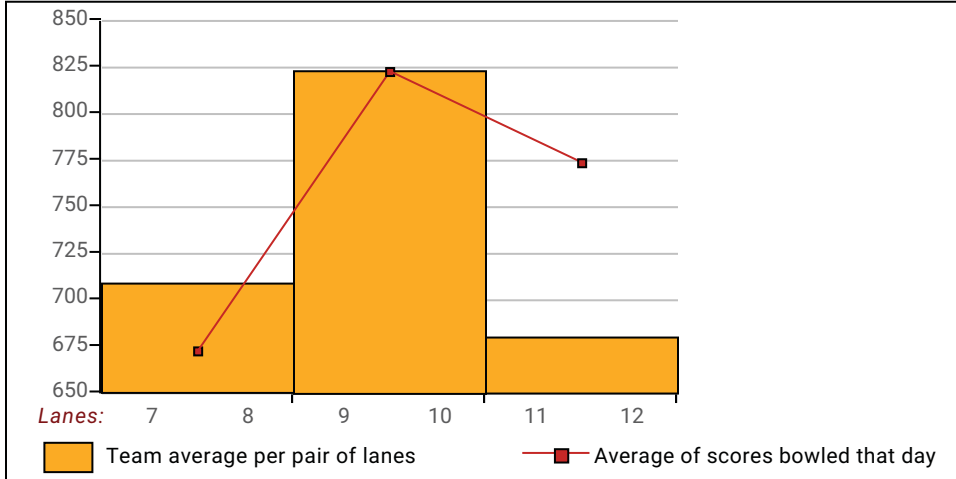
This Week's Statistics: Lefties vs Righties

Unless designated left handed, bowlers are considered right handed.

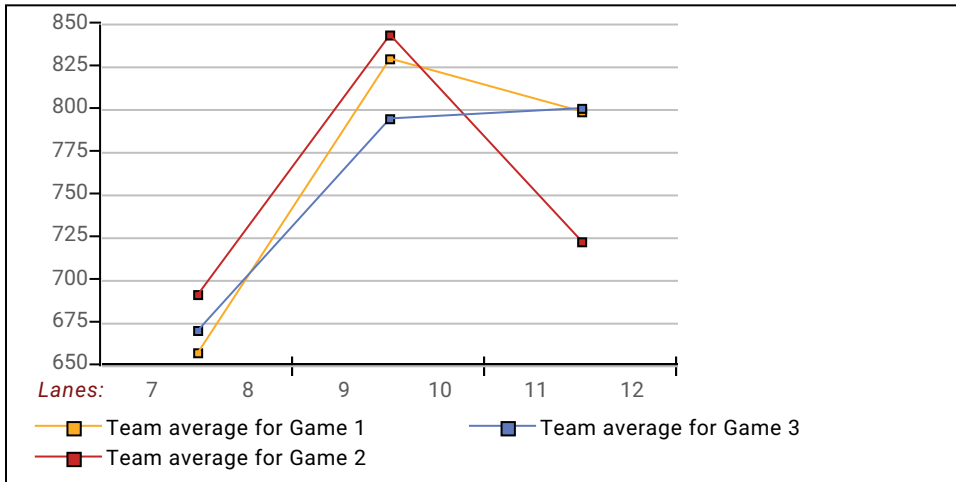
	Over All	Right	Left
How many people bowled	30	29	1
Number of games bowled	90	87	3
Actual average of week's scores	151.29	151.20	154.00
How many games above average	47	47	0
How many games below average	40	37	3
Pins above/below average per game	3.52	4.71	-31.00
How many people raised average	17	17	--
by this amount	1.52	1.52	0.00
How many people went down	13	12	1
by this amount	-1.13	-1.02	-2.41
League average before bowling	148.28	147.00	185.36
League average after bowling	148.65	147.47	182.95
Change in league average	0.37	0.47	-2.41
800s	--	--	--
775s	--	--	--
750s	--	--	--
725s	--	--	--
700s	--	--	--
675s	--	--	--
650s	--	--	--
625s	--	--	--
600s	1	1	--
575s	1	1	--
550s	1	1	--
525s	--	--	--
500s	6	6	--
475s	4	4	--
450s	3	2	1
425s	3	3	--
400s	6	6	--
below 400	5	5	--
300s	--	--	--
275s	--	--	--
250s	--	--	--
225s	1	1	--
200s	5	5	--
175s	14	14	--
150s	25	23	2
125s	25	25	--
100s	19	18	1
below 100	1	1	--

This report is for scores bowled December 7 which is Week 15 of 30

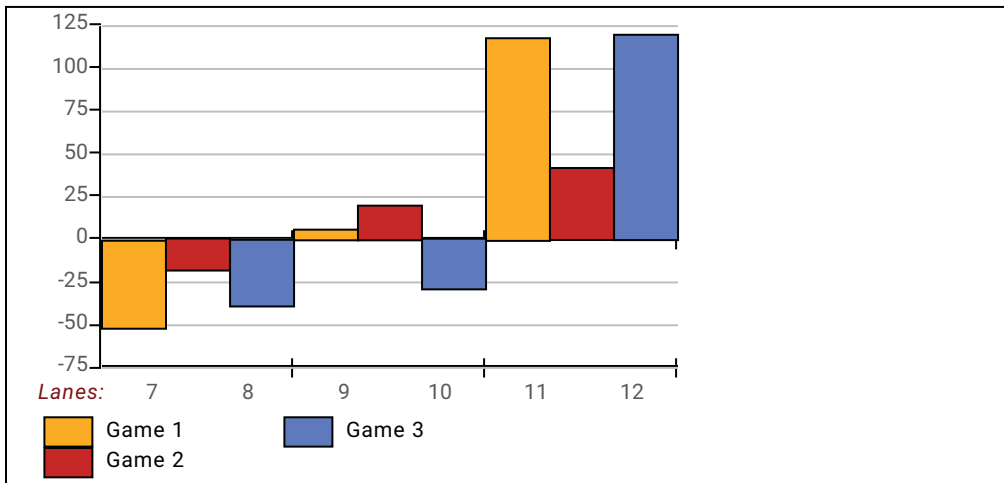
Team Average vs Ave of Scores



Average of Scores for Each Game

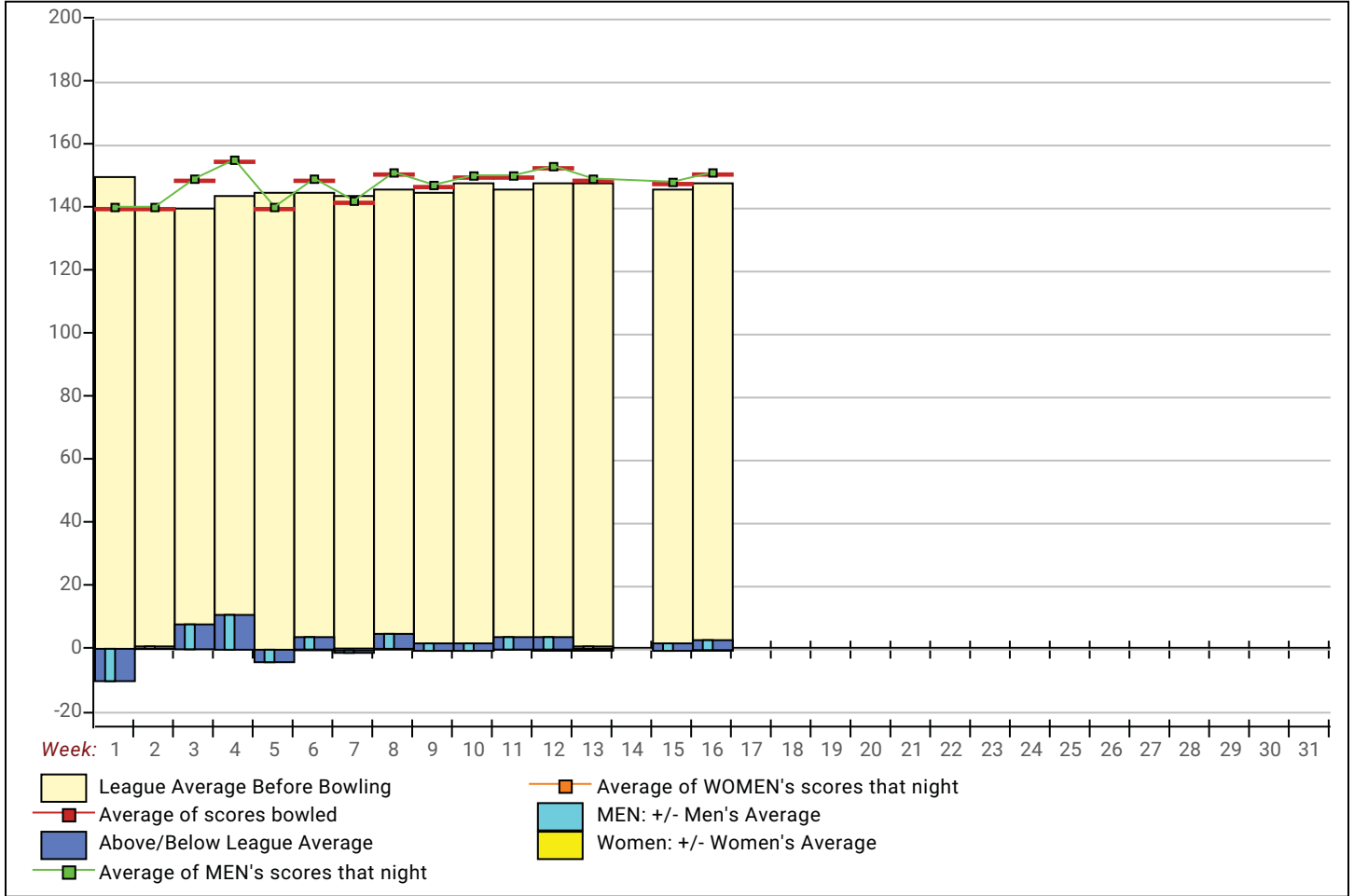


Amount Over/Under Team Average



This report is for scores bowled December 7 which is Week 15 of 30

League Average Week-by-Week



League Average Statistics for Last Week

	League	Right Hand	Left Hand
League Average Before Bowling	148.28	147.00	185.36
Average of scores bowled that night	151.29	151.20	154.00
New League Average After Bowling	148.65	147.47	182.95
Change in League Average	.37	.47	-2.41
People Who Bowled Over Average	17	17	
People Who Bowled Under Average	13	12	1
Average Amount of Series Over Avg	47.18	47.18	
Average Amount of Series Under Avg	-37.31	-32.67	-93.00
Difference Avg, NiteAvg	3.52	4.71	-31.00
Number of Bowlers	30	29	1
Number of Games Bowled	90	87	3
People Who Raised Their Average	17	17	
Raised By an Average of This Amount	1.52	1.52	
People Who Lowered Their Average	13	12	1
Lowered By an Average of This Amou	-1.13	-1.02	-2.41
Number of Games Bowled Over Avera	47	47	
Number of Games Bowled Under Avera	40	37	3

Note: Averages are based only on people who bowled.

Friday 6:30 pm

Big Apple Fun Center

Lanes 7 - 12

If you have questions, please contact

Brent Bayne (308)240-0075 2115 W 37th St, Kearney, NE 68847
Send E-mail to: bbayne83@gmail.com

*Note: This report includes information through December 7 which is Week 15 of 30***Awards Earned This Week**

Name	USBC ID Number	Award Average	Award Games	G1	G2	G3	Series	Award Score	Award Received
Adam C. Bayne	1494-2463 USBC	180	21	192	245	179	616	245	225 Game (Local Assoc. Awards)
Jimmie L. Greer Jr	1494-2928 USBC	142	39	175	142	183	500	500	500 Series (Local Assoc. Awards)
David J. Limbach	1494-565 USBC	158	33	202	148	168	518	202	200 Game (Local Assoc. Awards)
James E. Salpas	1505-335 USBC	132	39	168	127	186	481	186	175 Game (Local Assoc. Awards)
Michael L. Slagle	1494-2941 USBC	161	36	203	161	137	501	203	200 Game (Local Assoc. Awards)
Brian A. Stockman	1494-3233 USBC	117	42	127	123	160	410	410	400 Series (Local Assoc. Awards)
	1494-3233 USBC	117	42	127	123	160	410	160	150 Game (Local Assoc. Awards)
Delbert G. Weiser	1505-350 USBC	120	36	120	157	135	412	412	400 Series (Local Assoc. Awards)
	1505-350 USBC	120	36	120	157	135	412	157	150 Game (Local Assoc. Awards)

Friday 6:30 pm

Big Apple Fun Center

Lanes 7 - 12

Team Standings

Place	Team Name	Points	Points	Year-To-Date	Y-T-D
		Won	Lost	WON	LOST
1	JD's Bar	90	60	90	60
2	Over the Line	85½	64½	85½	64½
3	Walter's Electric	83	67	83	67
4	John's Auto Body	75	75	75	75
5	Affirmative Action	62	88	62	88
6	Angie's Angels	54½	95½	54½	95½

*** Although not shown, standings are determined by points only for the current part

Last Week's Top Scores

Scratch Game		Scratch Series		Handicap Game		Handicap Series	
245	Adam Bayne	616	Adam Bayne	275	Adam Bayne	735	Rick Couch
215	Chris Lopez	575	Chris Lopez	271	Rick Couch	715	James Salpas
212	John Krotz	567	John Krotz	264	James Salpas	706	Adam Bayne
203	Mike Slagle	519	Andrew Becker	258	Chris Lopez	704	Jimmie Greer Jr
202	Dave Limbach	518	Dave Limbach	254	Dave Limbach	704	Chris Lopez
198	Brent Bayne	507	Alex Poloncic	253	Brian Stockman	689	Brian Stockman
195	Andrew Becker	505	Brent Bayne	252	Mike Slagle	684	John Krotz
186	James Salpas	501	Mike Slagle	251	John Krotz	682	Delbert Weiser
184	Rick Couch	500	Jimmie Greer Jr	251	Jimmie Greer Jr	678	Andrew Becker
184	Alex Poloncic	493	Brian Stones	248	Andrew Becker	674	Dave Limbach

Friday 6:30 pm

Big Apple Fun Center

Lanes 1 - 6

President: John Krotz (308)440-9799 Vice President: Troy Modlin (402)705-3527
 Secretary/Treasurer: Brent Bayne (308)240-0075

Team Standings

Place	#	Team Name	Points Won	Points Lost	%Won	Pins + HDCP	Scratch Pins	Ave p/gm	Year-To-Date WON	Y-T-D LOST	Y-T-D % WON
1	4	Walter's Electric	93 ½	56 ½	62.3	95694	76620	851	176 ½	123 ½	58.8
2	6	Over the Line	88 ½	61 ½	59.0	96344	63318	703	174	126	58.0
3	3	Affirmative Action	73	77	48.7	95171	69251	769	135	165	45.0
4	5	John's Auto Body	69 ½	80 ½	46.3	96300	74013	822	144 ½	155 ½	48.2
5	1	JD's Bar	67	83	44.7	95182	65242	724	157	143	52.3
6	2	Angie's Angels	58 ½	91 ½	39.0	94641	59031	655	113	187	37.7

Review of Last Week's Bowling.....

Lanes	Team Name	HDCP -1-	HDCP -2-	HDCP -3-	HDCP Total	Last Wk WON	Team Name	HDCP -1-	HDCP -2-	HDCP -3-	HDCP Total	Last Wk WON
1-2	Walter's Electric	1009	1083	1096	3188	6	<--> Over the Line	1104	1056	972	3132	4
3-4	Affirmative Action	1032	975	1126	3133	4	<--> John's Auto Body	1005	1071	1125	3201	6
5-6	JD's Bar	1079	1138	1097	3314	6	<--> Angie's Angels	1114	1065	1082	3261	4

Thanks for bowling! We hope you had a good time. See you next season!

Last Week's Top Scores

Team Scratch Game		Team Scratch Series		Team Handicap Game		Team Handicap Series	
919	Walter's Electric	2657	Walter's Electric	1138	JD's Bar	3314	JD's Bar
904	John's Auto Body	2538	John's Auto Body	1126	Affirmative Action	3261	Angie's Angels
843	Affirmative Action	2291	JD's Bar	1125	John's Auto Body	3201	John's Auto Body
797	JD's Bar	2284	Affirmative Action	1114	Angie's Angels	3188	Walter's Electric
779	Over the Line	2157	Over the Line	1104	Over the Line	3133	Affirmative Action
729	Angie's Angels	2106	Angie's Angels	1096	Walter's Electric	3132	Over the Line
Scratch Game		Scratch Series		Handicap Game		Handicap Series	
229	Brian Stones	620	Brian Stones	283	Delbert Weiser	750	Matt Spotanski
203	Alex Polonic	553	Alex Polonic	279	Matt Spotanski	725	Brian Stones
203	Rich Hancock	545	Dalton Hollander	264	Brian Stones	688	Jason McCaslin
202	Brent Bayne	543	Brent Bayne	256	James Salpas	685	Delbert Weiser
201	Troy Modlin	528	Rich Hancock	254	Omar Jimenez	677	Grant Van Pelt
200	Richard Serr	522	Kevin Schroeder	252	Richard Serr	667	Mark Schippert
200	Dave Limbach	514	Adam Bayne	250	Troy Modlin	664	Omar Jimenez
198	Delbert Weiser	512	Mike Slagle	247	Rich Hancock	662	Mike Slagle
192	Adam Bayne	505	Troy Modlin	247	Dave Limbach	660	Rich Hancock
192	Dalton Hollander	492	Devon Smith	245	Jason McCaslin	655	James Salpas

Season High Scores

Team Scratch Game		Team Scratch Series		Team Handicap Game		Team Handicap Series	
967	Walter's Electric	2807	Walter's Electric	1267	JD's Bar	3546	JD's Bar
966	JD's Bar	2647	John's Auto Body	1249	Affirmative Action	3465	Affirmative Action
931	Affirmative Action	2643	JD's Bar	1208	Over the Line	3457	Walter's Electric
922	John's Auto Body	2608	Affirmative Action	1195	Angie's Angels	3394	Angie's Angels
881	Over the Line	2410	Over the Line	1189	Walter's Electric	3394	Over the Line
756	Angie's Angels	2171	Angie's Angels	1172	John's Auto Body	3384	John's Auto Body
Scratch Game		Scratch Series		Handicap Game		Handicap Series	
276	Devon Smith	667	Brent Bayne	307	Devon Smith	782	James Salpas
269	Kevin Schroeder	656	Kevin Schroeder	303	Kevin Schroeder	778	Brent Bayne
254	Brian Stones	637	Devon Smith	290	Brian Stones	758	Kevin Schroeder
246	Brent Bayne	634	Brian Stones	289	Jimmie Greer Jr	750	JD Einspahr
243	John Krotz	627	Dalton Hollander	284	Rich Hancock	746	Richard Serr
234	Rich Hancock	619	John Krotz	283	Delbert Weiser	744	Richard Lopez
230	Dalton Hollander	593	Chris Lopez	283	Brent Bayne	743	Omar Jimenez
225	Dave Limbach	587	Richard Serr	282	JD Einspahr	742	Brian Stockman
220	Jimmie Greer Jr	587	Dave Limbach	282	Jason McCaslin	741	Dalton Hollander
215	Richard Lopez	578	Rich Hancock	281	John Krotz	739	Brian Stones
215	Chris Lopez						

Team Rosters

1 - JD's Bar

Name	Ave	HDCP	Pins	Gms	Points Won	High Game	High Sers	HDCP Game	HDCP Sers	Most Improved Ave +/-	To Raise Avg +1	To Drop Avg -1	Weekly Over Ave Series Ave +/-
Omar Jimenez	139	71	11690	84	14.0	192	508	269	743	140 -0.83	490	402	448 - 414=34
Matt Spotanski	120	90	7965	66	9.0	187	474	279	750	116 +4.68	384	314	474 - 354=120
Jason McCaslin	130	80	10966	84	18.0	190	457	282	704	129 +1.55	431	343	445 - 387=58
JJ Stover	122	88	1106	9	2.0	146	405	233	666		370	357	
Jeff Rodriguez	143	67	4297	30	3.0	199	564	271	780	139 +4.23	455	421	
Devon Smith	174	36	12047	69	22.0	276	637	307	730	183 -8.41	553	480	492 - 525=-33
JD Einspahr	148	62	12065	81	17.0	205	519	282	750	140 +8.95	451	366	432 - 447=-15
Jared Samuelson	189	21	4539	24	9.0	264	650	285	704	186 +3.13	591	563	

2 - Angie's Angels

Name	Ave	HDCP	Pins	Gms	Points Won	High Game	High Sers	HDCP Game	HDCP Sers	Most Improved Ave +/-	To Raise Avg +1	To Drop Avg -1	Weekly Over Ave Series Ave +/-
Mark Schippert	149	61	8966	60	8.5	203	511	264	694	149 +0.43	484	420	481 - 444=37
Mike Sammons	148	62	3571	24	3.5	191	483	250	660	150 -1.21	452	424	
Brian Stockman	121	89	10938	90	11.0	176	448	272	742	112 +9.53	408	314	353 - 363=-10
Nate Dahlin	137	73	11149	81	13.0	183	476	258	698	138 -0.36	443	358	415 - 411=4
Delbert Weiser	126	84	9837	78	12.0	198	460	283	703	122 +4.12	450	368	430 - 375=55
Mike Salpas	102	108	3078	30	3.0	154	392	264	722	104 -1.40	321	287	
James Salpas	134	76	10514	78	13.5	191	534	277	782	133 +1.79	421	339	427 - 402=25

3 - Affirmative Action

Name	Ave	HDCP	Pins	Gms	Points Won	High Game	High Sers	HDCP Game	HDCP Sers	Most Improved Ave +/-	To Raise Avg +1	To Drop Avg -1	Weekly Over Ave Series Ave +/-
Grant Van Pelt	130	80	7449	57	9.0	178	456	259	709	129 +1.68	411	350	434 - 387=47
Jamie McCoy	161	49	5338	33	6.0	232	592	282	754	152 +9.76	494	457	
Rick Couch	133	77	4019	30	4.0	184	474	271	735	132 +1.97	403	369	
Chris Limbach	146	64	1756	12	2.0	179	486	241	672		449	433	
Jimmie Greer Jr	147	63	11966	81	20.0	220	542	289	734	142 +5.73	466	381	379 - 444=-65
Dave Limbach	163	47	11796	72	10.0	225	587	275	737	157 +6.83	504	428	489 - 489=0
Mike Slagle	161	49	13046	81	17.0	210	566	255	726	164 -2.94	562	477	512 - 480=32
Chris Lopez	167	43	13569	81	15.5	215	593	258	722	166 +1.52	543	458	470 - 501=-31

4 - Walter's Electric

Name	Ave	HDCP	Pins	Gms	Points Won	High Game	High Sers	HDCP Game	HDCP Sers	Most Improved Ave +/-	To Raise Avg +1	To Drop Avg -1	Weekly Over Ave Series Ave +/-
Andrew Becker	158	52	10948	69	11.0	210	562	265	721	152 +6.67	500	427	458 - 474=-16
Adam Bayne	183	27	8797	48	9.0	245	651	275	756	180 +3.27	587	535	514 - 552=-38
Doug Vollmer	158	52	6657	42	12.0	223	579	279	747	154 +4.50	498	452	
Randall Purdy	154	56	7861	51	7.0	215	543	275	717	150 +4.14	509	454	
Kevin Schroeder	179	31	14005	78	23.0	269	656	303	758	171 +8.55	575	493	522 - 537=-15
Brent Bayne	177	33	12806	72	17.0	246	667	283	778	164 +13.86	544	468	543 - 531=12
Brian Stones	176	34	13805	78	20.0	254	634	290	739	175 +1.99	532	450	620 - 525=95

5 - John's Auto Body

Name	Ave	HDCP	Pins	Gms	Points Won	High Game	High Sers	HDCP Game	HDCP Sers	Most Improved Ave +/-	To Raise Avg +1	To Drop Avg -1	Weekly Over Ave Series Ave +/-
Dalton Hollander	176	34	12682	72	15.0	230	627	268	741	164 +12.14	593	517	545 - 525=20
Randy Best	148	62	3553	24	3.0	183	490	250	691	147 +1.04	470	442	
Rich Hancock	167	43	14540	87	26.0	234	578	284	722	160 +7.13	580	489	528 - 498=30
Richard Serr	158	52	14282	90	12.0	208	587	262	746	152 +6.69	505	411	491 - 474=17
John Krotz	175	35	15235	87	21.5	243	619	281	733	164 +11.11	605	514	489 - 525=-36
Richard Lopez	155	55	11669	75	11.5	215	567	276	744	143 +12.59	499	420	485 - 465=20

6 - Over the Line

Name	Ave	HDCP	Pins	Gms	Points Won	High Game	High Sers	HDCP Game	HDCP Sers	Most Improved Ave +/-	To Raise Avg +1	To Drop Avg -1	Weekly Over Ave Series Ave +/-
Alan Keller	134	76	11273	84	15.0	170	483	247	714	134 +0.20	472	384	395 - 402=-7
Cody Bailey	123	87	11154	90	19.0	187	451	275	718	114 +9.93	378	284	354 - 372=-18
Jace Reidy	101	109	607	6	1.0	117	313	223	631		311	301	
Mike Ahrens	122	88	10933	89	20.5	173	444	262	711	120 +2.84	383	290	350 - 369=-19
Taylor Russell	100	110	601	6	1.0	134	340	257	709		308	298	
Troy Modlin	161	49	10173	63	18.5	258	606	316	762	149 +12.48	519	452	505 - 483=22
Alex Polonci	183	27	9344	51	16.0	236	628	263	714	183 +0.22	592	537	553 - 549=4

Temporary Substitutes

Name	Ave	HDCP	Pins	Gms	Points Won	High Game	High Sers	HDCP Game	HDCP Sers	Most Improved Ave +/-	To Raise Avg +1	To Drop Avg -1	Weekly Over Ave Series Ave +/-
Kurtis Dudo	118	92	356	3		163	356	255	632		358	351	
Conan Gifford	158	52	949	6	1.0	188	554	214	632		482	472	
Stuart Hollander	108	102	653	6	2.0	145	368	260	713		328	318	
Larry Lambrecht	155	55	1399	9	1.0	187	533	233	671		473	460	
Sebastian Mauck	136	74	4104	30	7.0	186	470	259	698	134 +2.80	417	383	
Bryan Schirmer	188	22	3948	21	6.0	244	637	289	736	188 0.00	588	563	
Logan Wirth	bk216	0	567	3	1.0	248	567	248	567		573	566	

High Individual Match Points

26 Rich Hancock	23 Kevin Schroeder	22 Devon Smith
21.5 John Krotz	20.5 Mike Ahrens	20 Brian Stones
20 Jimmie Greer Jr	19 Cody Bailey	18 Jason McCaslin

Individual High Averages

179.55 Kevin Schroeder	177.86 Brent Bayne	176.99 Brian Stones	176.14 Dalton Hollander
175.11 John Krotz	174.59 Devon Smith	167.52 Chris Lopez	167.13 Rich Hancock
163.83 Dave Limbach	161.06 Mike Slagle	158.69 Richard Serr	158.67 Andrew Becker
155.59 Richard Lopez	148.95 JD Einspahr	147.73 Jimmie Greer Jr	139.17 Omar Jimenez

Most Improved Average

164 to 177.86 = +13.86 Brent Bayne	143 to 155.59 = +12.59 Richard Lopez
164 to 176.14 = +12.14 Dalton Hollander	164 to 175.11 = +11.11 John Krotz
114 to 123.93 = +9.93 Cody Bailey	112 to 121.53 = +9.53 Brian Stockman
140 to 148.95 = +8.95 JD Einspahr	171 to 179.55 = +8.55 Kevin Schroeder
160 to 167.13 = +7.13 Rich Hancock	157 to 163.83 = +6.83 Dave Limbach

Most Un-Improved Averages

183 to 174.59 = -8.41 Devon Smith	164 to 161.06 = -2.94 Mike Slagle
104 to 102.60 = -1.40 Mike Salpas	150 to 148.79 = -1.21 Mike Sammons
140 to 139.17 = -0.83 Omar Jimenez	138 to 137.64 = -0.36 Nate Dahlin
188 to 188.00 = 0.00 Bryan Schirmer	134 to 134.20 = +0.20 Alan Keller
183 to 183.22 = +0.22 Alex Poloncic	149 to 149.43 = +0.43 Mark Schippert

Big Eight 2018-19

Big Apple Fun Center Reprint of Scores -- Week 30

Lane 1 4 - Walter's Electric Week 30 3/22/2019

Name	Old	Old	HDCP				
	Ave	HDCP	-1-	-2-	-3-	Total	Total
Andrew J. Becker	158	52	144	160	154	458	614
Adam C. Bayne	184	26	140	182	192	514	592
Kevin J. Schroeder	179	31	170	166	186	522	615
Brent A. Bayne	177	33	202	183	158	543	642
Brian A. Stones	175	35	176	215	229	620	725
			====	====	====	====	====
Scratch Total			832	906	919	2657	2657
Handicap			177	177	177		531
Total			1009	1083	1096	2657	3188
Team Points Won			0.0	1.0	1.0	3.0	3.0
Match Points Won			0.0	0.0	0.0	3.0	3.0
Total Points Won			0.0	1.0	1.0	6.0	6.0

Lane 2 6 - Over the Line Week 30 3/22/2019

Name	Old	Old	HDCP				
	Ave	HDCP	-1-	-2-	-3-	Total	Total
Alan B. Keller	134	76	161	117	117	395	623
Cody A. Bailey	124	86	106	126	122	354	612
Mike Ahrens	123	87	112	125	113	350	611
Troy L. Modlin	161	49	201	160	144	505	652
Alex J. Poloncic	183	27	199	203	151	553	634
			====	====	====	====	====
Scratch Total			779	731	647	2157	2157
Handicap			325	325	325		975
Total			1104	1056	972	2157	3132
Team Points Won			1.0	0.0	0.0	1.0	1.0
Match Points Won			0.0	0.0	0.0	3.0	3.0
Total Points Won			1.0	0.0	0.0	4.0	4.0

Lane 3 3 - Affirmative Action Week 30 3/22/2019

Name	Old	Old	HDCP				
	Ave	HDCP	-1-	-2-	-3-	Total	Total
Grant L. Van Pelt	129	81	130	148	156	434	677
Jimmie L. Greer Jr	148	62	122	118	139	379	565
Dave Limbach	163	47	177	112	200	489	630
Mike Slagle	160	50	179	149	184	512	662
Chris Lopez	167	43	141	165	164	470	599
			====	====	====	====	====
Scratch Total			749	692	843	2284	2284
Handicap			283	283	283		849
Total			1032	975	1126	2284	3133
Team Points Won			1.0	0.0	1.0	2.0	2.0
Match Points Won			0.0	0.0	0.0	2.0	2.0
Total Points Won			1.0	0.0	1.0	4.0	4.0

Lane 4 5 - John's Auto Body Week 30 3/22/2019

Name	Old	Old	HDCP				
	Ave	HDCP	-1-	-2-	-3-	Total	Total
Dalton L. Hollander	175	35	171	182	192	545	650
Rich Hancock	166	44	140	203	185	528	660
Richard M. Serr	158	52	175	116	200	491	647
John Krotz	175	35	140	189	160	489	594
Richard L. Lopez	155	55	158	160	167	485	650
			====	====	====	====	====
Scratch Total			784	850	904	2538	2538
Handicap			221	221	221		663
Total			1005	1071	1125	2538	3201
Team Points Won			0.0	1.0	0.0	2.0	2.0
Match Points Won			0.0	0.0	0.0	4.0	4.0
Total Points Won			0.0	1.0	0.0	6.0	6.0

Lane 5 1 - JD's Bar Week 30 3/22/2019

Name	Old	Old	HDCP				
	Ave	HDCP	-1-	-2-	-3-	Total	Total
JD Einspahr	149	61	144	159	129	432	615
Matt Spotanski	118	92	145	142	187	474	750
Jason D. McCaslin	129	81	134	147	164	445	688
Omar A. Jimenez	138	72	142	182	124	448	664
Devon L. Smith	175	35	173	167	152	492	597
			====	====	====	====	====
Scratch Total			738	797	756	2291	2291
Handicap			341	341	341		1023
Total			1079	1138	1097	2291	3314
Team Points Won			0.0	1.0	1.0	3.0	3.0
Match Points Won			0.0	0.0	0.0	3.0	3.0
Total Points Won			0.0	1.0	1.0	6.0	6.0

Lane 6 2 - Angie's Angels Week 30 3/22/2019

Name	Old	Old	HDCP				
	Ave	HDCP	-1-	-2-	-3-	Total	Total
Mark D. Schippert	148	62	149	173	159	481	667
Brian A. Stockman	121	89	110	112	131	353	620
Delbert G. Weiser	125	85	198	134	98	430	685
Nate Dahlin	137	73	151	135	129	415	634
James E. Salpas	134	76	121	126	180	427	655
			====	====	====	====	====
Scratch Total			729	680	697	2106	2106
Handicap			385	385	385		1155
Total			1114	1065	1082	2106	3261
Team Points Won			1.0	0.0	0.0	1.0	1.0
Match Points Won			0.0	0.0	0.0	3.0	3.0
Total Points Won			1.0	0.0	0.0	4.0	4.0

Friday 6:30 pm

Big Apple Fun Center

Match Points Won (This Week) -- Week 30

Lane 1 4 - Walter's Electric

Name	Last Wk Won	Last Wk Lost	HDCP -1-	HDCP -2-	HDCP -3-	HDCP Total
Andrew J. Becker		1.0	196	212	206	614
Adam C. Bayne		1.0	166	208	218	592
Kevin J. Schroeder	1.0		201	197	217	615
Brent A. Bayne		1.0	235	216	191	642
Brian A. Stones	2.0		211	250	264	725
Doug Vollmer						
Randall E. Purdy						

Lane 2 6 - Over the Line

Name	Last Wk Won	Last Wk Lost	HDCP -1-	HDCP -2-	HDCP -3-	HDCP Total
Alan B. Keller		1.0	237	193	193	623
Cody A. Bailey	1.0		192	212	208	612
Mike Ahrens		1.0	199	212	200	611
Troy L. Modlin	1.0		250	209	193	652
Alex J. Poloncic		1.0	226	230	178	634
Jace S. Reidy						
Taylor S. Russell						

Lane 3 3 - Affirmative Action

Name	Last Wk Won	Last Wk Lost	HDCP -1-	HDCP -2-	HDCP -3-	HDCP Total
Grant L. Van Pelt	1.0		211	229	237	677
Jimmie L. Greer Jr		1.0	184	180	201	565
Dave Limbach		1.0	224	159	247	630
Mike Slagle	1.0		229	199	234	662
Chris Lopez		1.0	184	208	207	599
Jamie D. McCoy						
Rick S. Couch						
Chris Limbach						

Lane 4 5 - John's Auto Body

Name	Last Wk Won	Last Wk Lost	HDCP -1-	HDCP -2-	HDCP -3-	HDCP Total
Dalton L. Hollander		1.0	206	217	227	650
Rich Hancock	2.0		184	247	229	660
Richard M. Serr	1.0		227	168	252	647
John Krotz		1.0	175	224	195	594
Richard L. Lopez	1.0		213	215	222	650
Randy Best						

Lane 5 1 - JD's Bar

Name	Last Wk Won	Last Wk Lost	HDCP -1-	HDCP -2-	HDCP -3-	HDCP Total
JD Einspahr		1.0	205	220	190	615
Matt Spotanski	1.0		237	234	279	750
Jason D. McCaslin	1.0		215	228	245	688
Omar A. Jimenez	1.0		214	254	196	664
Devon L. Smith		1.0	208	202	187	597
JJ Stover						
Jeff Rodriguez						
Jared J. Samuelson						

Lane 6 2 - Angie's Angels

Name	Last Wk Won	Last Wk Lost	HDCP -1-	HDCP -2-	HDCP -3-	HDCP Total
Mark D. Schippert	1.0		211	235	221	667
Brian A. Stockman		1.0	199	201	220	620
Delbert G. Weiser	1.0	1.0	283	219	183	685
Nate Dahlin		1.0	224	208	202	634
James E. Salpas	1.0		197	202	256	655
Mike Salpas						
Mike L. Sammons						

Friday 6:30 pm

Big Apple Fun Center**Match Points Won (Total for Year)**

Name	Ave	Gms	Points		%Won	Name	Ave	Gms	Points		%Won
			Won	Lost					Won	Lost	
Richard D. Hancock	167	87	26.0	7.0	78.79%	Brian A. Stockman	121	90	11.0	19.0	36.67%
Kevin J. Schroeder	179	78	23.0	11.0	67.65%	David J. Limbach	163	72	10.0	17.0	37.04%
Devon L. Smith	174	69	22.0	12.0	64.71%	Adam C. Bayne	183	48	9.0	9.0	50.00%
Johnny L. Krotz	175	87	21.5	15.0	58.90%	Grant L. Van Pelt	130	57	9.0	10.0	47.37%
Michael A. Ahrens	122	89	20.5	9.5	68.33%	Jared J. Samuelson	189	24	9.0	4.0	69.23%
Brian A. Stones	176	78	20.0	12.5	61.54%	Matthew J. Spotanski	120	66	9.0	13.0	40.91%
Jimmie L. Greer Jr	147	81	20.0	12.0	62.50%	Mark D. Schippert	149	60	8.5	12.0	41.46%
Cody A. Bailey	123	90	19.0	11.0	63.33%	Randall E. Purdy	154	51	7.0	11.0	38.89%
Troy L. Modlin	161	63	18.5	6.0	75.51%	Sebastian B. Mauck	136	30	7.0	3.0	70.00%
Jason D. McCaslin	130	84	18.0	11.0	62.07%	Bryan A. Schirmer	188	21	6.0	3.0	66.67%
Jerome D. Einspahr	148	81	17.0	10.0	62.96%	Jamie D. McCoy	161	33	6.0	5.0	54.55%
Brent A. Bayne	177	72	17.0	12.0	58.62%	Rick S. Couch	133	30	4.0	6.0	40.00%
Michael L. Slagle	161	81	17.0	13.0	56.67%	Mike L. Sammons	148	24	3.5	5.5	38.89%
Alex J. Polonic	183	51	16.0	9.0	64.00%	Michael J. Salpas	102	30	3.0	7.0	30.00%
Christopher L. Lopez	167	81	15.5	15.5	50.00%	Jeffrey A. Rodriguez	143	30	3.0	7.0	30.00%
Dalton L. Hollander	176	72	15.0	12.0	55.56%	Randall K. Best	148	24	3.0	5.0	37.50%
Alan B. Keller	134	84	15.0	13.0	53.57%	Stuart L. Hollander	108	6	2.0		100.00%
Omar A. Jimenez	139	84	14.0	14.0	50.00%	JJ Stover	122	9	2.0	1.0	66.67%
James E. Salpas	134	78	13.5	13.5	50.00%	Christopher J. Limbach	146	12	2.0	2.0	50.00%
Nathan S. Dahlin	137	81	13.0	14.0	48.15%	Conan R. Gifford	158	6	1.0	1.0	50.00%
Delbert G. Weiser	126	78	12.0	15.0	44.44%	Jace S. Reidy	101	6	1.0	1.0	50.00%
Richard M. Serr	158	90	12.0	18.0	40.00%	Larry L. Lambrecht	155	9	1.0	2.0	33.33%
Douglas K. Vollmer	158	42	12.0	3.0	80.00%	Taylor S. Russell	100	6	1.0	1.0	50.00%
Richard L. Lopez	155	75	11.5	15.5	42.59%	Logan M. Wirth	bk216	3	1.0	1.0	50.00%
Andrew J. Becker	158	69	11.0	12.0	47.83%	Kurtis A. Dudo	118	3		1.0	0.00%

Friday 6:30 pm

Big Apple Fun Center

Change in Average

Name	-----Old-----		Old Ave	---Average Change---				Weekly Over Ave Series Ave +/-	
	Pins	Games		-1-	-2-	-3-	Total		New - Old ---> +/-
Mike Ahrens	10583	86	123	112	125	113	350	122.84 - 123.06 = -0.22	350 - 369=-19
Cody A. Bailey	10800	87	124	106	126	122	354	123.93 - 124.14 = -0.20	354 - 372=-18
Adam C. Bayne	8283	45	184	140	182	192	514	183.27 - 184.07 = -0.80	514 - 552=-38
Brent A. Bayne	12263	69	177	202	183	158	543	177.86 - 177.72 = 0.14	543 - 531=12
Andrew J. Becker	10490	66	158	144	160	154	458	158.67 - 158.94 = -0.27	458 - 474=-16
Randy Best	3553	24	148				0	148.04 - 148.04 = 0.00	
Rick S. Couch	4019	30	133				0	133.97 - 133.97 = 0.00	
Nate Dahlin	10734	78	137	151	135	129	415	137.64 - 137.62 = 0.03	415 - 411=4
Kurtis A. Dudo	356	3	118				0	118.67 - 118.67 = 0.00	
JD Einspahr	11633	78	149	144	159	129	432	148.95 - 149.14 = -0.19	432 - 447=-15
Conan R. Gifford	949	6	158				0	158.17 - 158.17 = 0.00	
Jimmie L. Greer Jr	11587	78	148	122	118	139	379	147.73 - 148.55 = -0.82	379 - 444=-65
Rich Hancock	14012	84	166	140	203	185	528	167.13 - 166.81 = 0.32	528 - 498=30
Dalton L. Hollander	12137	69	175	171	182	192	545	176.14 - 175.90 = 0.24	545 - 525=20
Stuart L. Hollander	653	6	108				0	108.83 - 108.83 = 0.00	
Omar A. Jimenez	11242	81	138	142	182	124	448	139.17 - 138.79 = 0.38	448 - 414=34
Alan B. Keller	10878	81	134	161	117	117	395	134.20 - 134.30 = -0.09	395 - 402=-7
John Krotz	14746	84	175	140	189	160	489	175.11 - 175.55 = -0.43	489 - 525=-36
Larry L. Lambrecht	1399	9bk	155				0	155.44 - 155.44 = 0.00	
Chris Limbach	1756	12bk	146				0	146.33 - 146.33 = 0.00	
Dave Limbach	11307	69	163	177	112	200	489	163.83 - 163.87 = -0.04	489 - 489=0
Chris Lopez	13099	78	167	141	165	164	470	167.52 - 167.94 = -0.42	470 - 501=-31
Richard L. Lopez	11184	72	155	158	160	167	485	155.59 - 155.33 = 0.25	485 - 465=20
Sebastian B. Mauck	4104	30	136				0	136.80 - 136.80 = 0.00	
Jason D. McCaslin	10521	81	129	134	147	164	445	130.55 - 129.89 = 0.66	445 - 387=58
Jamie D. McCoy	5338	33	161				0	161.76 - 161.76 = 0.00	
Troy L. Modlin	9668	60	161	201	160	144	505	161.48 - 161.13 = 0.34	505 - 483=22
Alex J. Poloncic	8791	48	183	199	203	151	553	183.22 - 183.15 = 0.07	553 - 549=4
Randall E. Purdy	7861	51	154				0	154.14 - 154.14 = 0.00	
Jace S. Reidy	607	6	101				0	101.17 - 101.17 = 0.00	
Jeff Rodriguez	4297	30	143				0	143.23 - 143.23 = 0.00	
Taylor S. Russell	601	6	100				0	100.17 - 100.17 = 0.00	
James E. Salpas	10087	75	134	121	126	180	427	134.79 - 134.49 = 0.30	427 - 402=25
Mike Salpas	3078	30	102				0	102.60 - 102.60 = 0.00	
Mike L. Sammons	3571	24	148				0	148.79 - 148.79 = 0.00	
Jared J. Samuelson	4539	24bk	189				0	189.13 - 189.13 = 0.00	
Mark D. Schippert	8485	57	148	149	173	159	481	149.43 - 148.86 = 0.57	481 - 444=37
Bryan A. Schirmer	3948	21	188				0	188.00 - 188.00 = 0.00	

Name	-----Old-----		Old					---Average Change---			Weekly Over Ave	
	Pins	Games	Ave	-1-	-2-	-3-	Total	New - Old	---->	+/-	Series Ave +/-	
Kevin J. Schroeder	13483	75	179	170	166	186	522	179.55	-	179.77	= -0.22	522 - 537=-15
Richard M. Serr	13791	87	158	175	116	200	491	158.69	-	158.52	= 0.17	491 - 474=17
Mike Slagle	12534	78	160	179	149	184	512	161.06	-	160.69	= 0.37	512 - 480=32
Devon L. Smith	11555	66	175	173	167	152	492	174.59	-	175.08	= -0.48	492 - 525=-33
Matt Spotanski	7491	63	118	145	142	187	474	120.68	-	118.90	= 1.78	474 - 354=120
Brian A. Stockman	10585	87	121	110	112	131	353	121.53	-	121.67	= -0.13	353 - 363=-10
Brian A. Stones	13185	75	175	176	215	229	620	176.99	-	175.80	= 1.19	620 - 525=95
JJ Stover	1106	9bk	122				0	122.89	-	122.89	= 0.00	
Grant L. Van Pelt	7015	54	129	130	148	156	434	130.68	-	129.91	= 0.78	434 - 387=47
Doug Vollmer	6657	42	158				0	158.50	-	158.50	= 0.00	
Delbert G. Weiser	9407	75	125	198	134	98	430	126.12	-	125.43	= 0.69	430 - 375=55
Logan M. Wirth	567	3bk	216				0	189.00	-	189.00	= 0.00	

Friday 6:30 pm

Big Apple Fun Center

High Average Listing

Name	True Average	Pins	Gms	To Raise Avg +1	To Drop Avg -1
Jared J. Samuelson	189.13	4539	24	591	563
Logan M. Wirth	189.00	567	3	573	566
Bryan A. Schirmer	188.00	3948	21	588	563
Adam C. Bayne	183.27	8797	48	587	535
Alex J. Poloncic	183.22	9344	51	592	537
Kevin J. Schroeder	179.55	14005	78	575	493
Brent A. Bayne	177.86	12806	72	544	468
Brian A. Stones	176.99	13805	78	532	450
Dalton L. Hollander	176.14	12682	72	593	517
Johnny L. Krotz	175.11	15235	87	605	514
Devon L. Smith	174.59	12047	69	553	480
Christopher L. Lopez	167.52	13569	81	543	458
Richard D. Hancock	167.13	14540	87	580	489
David J. Limbach	163.83	11796	72	504	428
Jamie D. McCoy	161.76	5338	33	494	457
Troy L. Modlin	161.48	10173	63	519	452
Michael L. Slagle	161.06	13046	81	562	477
Richard M. Serr	158.69	14282	90	505	411
Andrew J. Becker	158.67	10948	69	500	427
Douglas K. Vollmer	158.50	6657	42	498	452
Conan R. Gifford	158.17	949	6	482	472
Richard L. Lopez	155.59	11669	75	499	420
Larry L. Lambrecht	155.44	1399	9	473	460
Randall E. Purdy	154.14	7861	51	509	454
Mark D. Schippert	149.43	8966	60	484	420
Jerome D. Einspahr	148.95	12065	81	451	366
Mike L. Sammons	148.79	3571	24	452	424
Randall K. Best	148.04	3553	24	470	442
Jimmie L. Greer Jr	147.73	11966	81	466	381
Christopher J. Limbach	146.33	1756	12	449	433
Jeffrey A. Rodriguez	143.23	4297	30	455	421
Omar A. Jimenez	139.17	11690	84	490	402
Nathan S. Dahlin	137.64	11149	81	443	358
Sebastian B. Mauck	136.80	4104	30	417	383
James E. Salpas	134.79	10514	78	421	339
Alan B. Keller	134.20	11273	84	472	384
Rick S. Couch	133.97	4019	30	403	369
Grant L. Van Pelt	130.68	7449	57	411	350
Jason D. McCaslin	130.55	10966	84	431	343
Delbert G. Weiser	126.12	9837	78	450	368
Cody A. Bailey	123.93	11154	90	378	284
JJ Stover	122.89	1106	9	370	357
Michael A. Ahrens	122.84	10933	89	383	290
Brian A. Stockman	121.53	10938	90	408	314
Matthew J. Spotanski	120.68	7965	66	384	314
Kurtis A. Dudo	118.67	356	3	358	351
Stuart L. Hollander	108.83	653	6	328	318
Michael J. Salpas	102.60	3078	30	321	287
Jace S. Reidy	101.17	607	6	311	301

<u>Name</u>	<u>True Average</u>	<u>Pins Gms</u>	<u>To Raise Avg +1</u>	<u>To Drop Avg -1</u>
Tayler S. Russell	100.17	601 6	308	298

Friday 6:30 pm

Big Apple Fun Center

Most Pins Over Average

Name	-----Old-----		Old Ave	---Average Change---			Total	---Average Change---			Weekly Over Ave Series Ave +/-
	Pins	Games		-1-	-2-	-3-		New - Old	---> +/-		
Matt Spotanski	7491	63	118	145	142	187	474	120.68	- 118.90	= 1.78	474 - 354=120
Brian A. Stones	13185	75	175	176	215	229	620	176.99	- 175.80	= 1.19	620 - 525=95
Jason D. McCaslin	10521	81	129	134	147	164	445	130.55	- 129.89	= 0.66	445 - 387=58
Delbert G. Weiser	9407	75	125	198	134	98	430	126.12	- 125.43	= 0.69	430 - 375=55
Grant L. Van Pelt	7015	54	129	130	148	156	434	130.68	- 129.91	= 0.78	434 - 387=47
Mark D. Schippert	8485	57	148	149	173	159	481	149.43	- 148.86	= 0.57	481 - 444=37
Omar A. Jimenez	11242	81	138	142	182	124	448	139.17	- 138.79	= 0.38	448 - 414=34
Mike Slagle	12534	78	160	179	149	184	512	161.06	- 160.69	= 0.37	512 - 480=32
Rich Hancock	14012	84	166	140	203	185	528	167.13	- 166.81	= 0.32	528 - 498=30
James E. Salpas	10087	75	134	121	126	180	427	134.79	- 134.49	= 0.30	427 - 402=25
Troy L. Modlin	9668	60	161	201	160	144	505	161.48	- 161.13	= 0.34	505 - 483=22
Richard L. Lopez	11184	72	155	158	160	167	485	155.59	- 155.33	= 0.25	485 - 465=20
Dalton L. Hollander	12137	69	175	171	182	192	545	176.14	- 175.90	= 0.24	545 - 525=20
Richard M. Serr	13791	87	158	175	116	200	491	158.69	- 158.52	= 0.17	491 - 474=17
Brent A. Bayne	12263	69	177	202	183	158	543	177.86	- 177.72	= 0.14	543 - 531=12
Alex J. Poloncic	8791	48	183	199	203	151	553	183.22	- 183.15	= 0.07	553 - 549=4
Nate Dahlin	10734	78	137	151	135	129	415	137.64	- 137.62	= 0.03	415 - 411=4
Dave Limbach	11307	69	163	177	112	200	489	163.83	- 163.87	= -0.04	489 - 489=0
Alan B. Keller	10878	81	134	161	117	117	395	134.20	- 134.30	= -0.09	395 - 402=-7
Brian A. Stockman	10585	87	121	110	112	131	353	121.53	- 121.67	= -0.13	353 - 363=-10
Kevin J. Schroeder	13483	75	179	170	166	186	522	179.55	- 179.77	= -0.22	522 - 537=-15
JD Einspahr	11633	78	149	144	159	129	432	148.95	- 149.14	= -0.19	432 - 447=-15
Andrew J. Becker	10490	66	158	144	160	154	458	158.67	- 158.94	= -0.27	458 - 474=-16
Cody A. Bailey	10800	87	124	106	126	122	354	123.93	- 124.14	= -0.20	354 - 372=-18
Mike Ahrens	10583	86	123	112	125	113	350	122.84	- 123.06	= -0.22	350 - 369=-19
Chris Lopez	13099	78	167	141	165	164	470	167.52	- 167.94	= -0.42	470 - 501=-31
Devon L. Smith	11555	66	175	173	167	152	492	174.59	- 175.08	= -0.48	492 - 525=-33
John Krotz	14746	84	175	140	189	160	489	175.11	- 175.55	= -0.43	489 - 525=-36
Adam C. Bayne	8283	45	184	140	182	192	514	183.27	- 184.07	= -0.80	514 - 552=-38
Jimmie L. Greer Jr	11587	78	148	122	118	139	379	147.73	- 148.55	= -0.82	379 - 444=-65
Conan R. Gifford	949	6	158				0	158.17	- 158.17	= 0.00	
Mike Salpas	3078	30	102				0	102.60	- 102.60	= 0.00	
Rick S. Couch	4019	30	133				0	133.97	- 133.97	= 0.00	
Jeff Rodriguez	4297	30	143				0	143.23	- 143.23	= 0.00	
Mike L. Sammons	3571	24	148				0	148.79	- 148.79	= 0.00	
Randall E. Purdy	7861	51	154				0	154.14	- 154.14	= 0.00	
Jared J. Samuelson	4539	24bk189					0	189.13	- 189.13	= 0.00	
Jace S. Reidy	607	6	101				0	101.17	- 101.17	= 0.00	

Name	-----Old-----		Old	-1-	-2-	-3-	Total	---Average Change---			Weekly Over Ave	
	Pins	Games	Ave					New - Old	---->	+/-	Series Ave +/-	
Stuart L. Hollander	653	6	108				0	108.83	-	108.83	=	0.00
JJ Stover	1106	9bk	122				0	122.89	-	122.89	=	0.00
Larry L. Lambrecht	1399	9bk	155				0	155.44	-	155.44	=	0.00
Taylor S. Russell	601	6	100				0	100.17	-	100.17	=	0.00
Bryan A. Schirmer	3948	21	188				0	188.00	-	188.00	=	0.00
Chris Limbach	1756	12bk	146				0	146.33	-	146.33	=	0.00
Kurtis A. Dudo	356	3	118				0	118.67	-	118.67	=	0.00
Logan M. Wirth	567	3bk	216				0	189.00	-	189.00	=	0.00
Sebastian B. Mauck	4104	30	136				0	136.80	-	136.80	=	0.00
Randy Best	3553	24	148				0	148.04	-	148.04	=	0.00
Doug Vollmer	6657	42	158				0	158.50	-	158.50	=	0.00
Jamie D. McCoy	5338	33	161				0	161.76	-	161.76	=	0.00

Friday 6:30 pm

Big Apple Fun Center

Alphabetic League Bowler Contact List

USBC					Bowling	
ID Number	Name	Phone	Phone	E-mail	Hand	Sex
1494-3016	Ahrens, Michael "Mike" A.	(308)240-0153	() - -	unicornsare4gangstas@gmail.com	R	M
17-76246	Bailey, Cody A.	(308)224-5527	() - -	goldielocks.cb13@gmail.com	R	M
1494-2463	Bayne, Adam C.	(308)293-8409	() - -		R	M
1494-2449	Bayne, Brent A.	(308)240-0075	() - -	bbayne83@gmail.com	R	M
1494-3148	Becker, Andrew J.	(308)240-0256	() - -	a.becker1919@gmail.com	R	M
1494-334	Best, Randall "Randy" K.	(308)440-6453	() - -	randallbest@msn.com	R	M
9726-4099	Couch, Rick S.	(303)257-6056	() - -	rcouch701@yahoo.com	R	M
8592-4642	Dahlin, Nathan "Nate" S.	(308)991-3802	() - -	nsdahli@gmail.com	R	M
9726-4171	Dudo, Kurtis A.	(308)352-6125	() - -		R	M
1494-2981	Einspahr, Jerome "JD" D.	(308)234-5869	() - -	samparfi7377@hotmail.com	R	M
1494-3221	Gifford, Conan R.	(308)455-7948	() - -	conan1311@gmail.com	R	M
1494-2928	Greer Jr, Jimmie L.	(308)708-8550	() - -	mayajimmie@hotmail.com	R	M
1494-2387	Hancock, Richard "Rich" D.	(308)440-5229	() - -	richardhancock@charter.net	R	M
11-388265	Hollander, Dalton L.	(308)293-5723	() - -	dalhollander@gmail.com	R	M
1494-2950	Hollander, Stuart L.	(308)440-2419	() - -	hollanderstuart@hotmail.com	R	M
10-657320	Jimenez, Omar A.	(308)383-9792	() - -		R	M
1494-2959	Keller, Alan B.	(308)440-3334	() - -	akeller3334@gmail.com	R	M
1494-2625	Krotz, Johnny "John" L.	(308)440-9799	() - -	jlkrotz@yahoo.com	R	M
8185-448	Lambrecht, Larry L.	(308)708-1600	() - -		R	M
15-3216	Limbach, Christopher "Chris" J.	(308)627-2874	() - -	christopher.limbach25@gmail.com	R	M
1494-565	Limbach, David "Dave" J.	(308)224-9763	() - -	Dave8831@gmail.com	R	M
1494-2660	Lopez, Christopher "Chris" L.	(308)293-4589	() - -	marriedlopezman_0@hotmail.com	R	M
1494-252	Lopez, Richard L.	(308)237-3804	() - -	rlopz51@gmail.com	R	M
1494-2958	Mauck, Sebastian B.	(308)830-5831	() - -		R	M
8793-1511	McCaslin, Jason D.	(308)240-0614	() - -	bbgmccaslin@gmail.com	R	M
1494-2996	McCoy, Jamie D.	(308)455-7678	() - -		R	M
1494-2957	Modlin, Troy L.	(402)705-3527	() - -	tonestewart@gmail.com	R	M
1486-3008	Polonic, Alex J.	(308)940-2144	() - -	xela507@gmail.com	R	M
1494-2728	Purdy, Randall E.	(308)627-5803	() - -	repurdy@gmail.com	R	M
9726-4120	Reidy, Jace S.	(308)224-6335	() - -	jacereidy86@gmail.com	R	M
1494-3077	Rodriguez, Jeffrey "Jeff" A.	(308)930-7882	() - -	jrod4saints@gmail.com	R	M
9726-4168	Russell, Tayler S.	(308)293-2753	() - -	tayler.russell@gmail.com	R	M
1505-335	Salpas, James E.	(308)830-3598	() - -	rascallyone.js@gmail.com	R	M
1494-2381	Salpas, Michael "Mike" J.	(308)383-9591	() - -		R	M
1373-6921	Sammons, Mike L.	(308)293-4314	() - -	sammons50@hotmail.com	R	M
6201-21	Samuelson, Jared J.	(308)233-1018	() - -	samuelsonjj@gmail.com	R	M
1505-88	Schippert, Mark D.	(308)830-9927	(308)832-0967		R	M
1490-329	Schirmer, Bryan A.	(308)520-0388	() - -	mrbsautorepair@gmail.com	R	M
1494-2553	Schroeder, Kevin J.	(308)627-5064	() - -	kschroeder21@hotmail.com	R	M
1494-2455	Serr, Richard M.	(308)440-0152	() - -	rserr@charter.net	R	M
1494-2941	Slagle, Michael "Mike" L.	(308)455-7447	() - -	mikeslagle44@gmail.com	R	M
6201-129	Smith, Devon L.	(308)440-7744	() - -	devons99@gmail.com	L	M
18-1927	Spotanski, Matthew "Matt" J.	(308)730-0556	() - -	spotanskimj@hotmail.com	R	M
1494-3233	Stockman, Brian A.	(308)293-5943	() - -	stocky71833@yahoo.com	R	M
1494-2362	Stones, Brian A.	(308)238-8010	() - -	stonesb21@hotmail.com	R	M
16-4374	Stover, JJ	(308)440-9244	() - -		R	M
1494-3222	Van Pelt, Grant L.	(308)325-4228	() - -	gvp_06@hotmail.com	R	M
1494-1939	Vollmer, Douglas "Doug" K.	(308)440-4198	() - -	vollmerdouglas@yahoo.com	R	M
1505-350	Weiser, Delbert G.	(308)216-0707	() - -		R	M
6201-92	Wirth, Logan M.	(308)233-3915	() - -		R	M

Big Eight 2018-19

Big Apple Fun Center

This report is for scores bowled March 22 which is Week 30 of 30

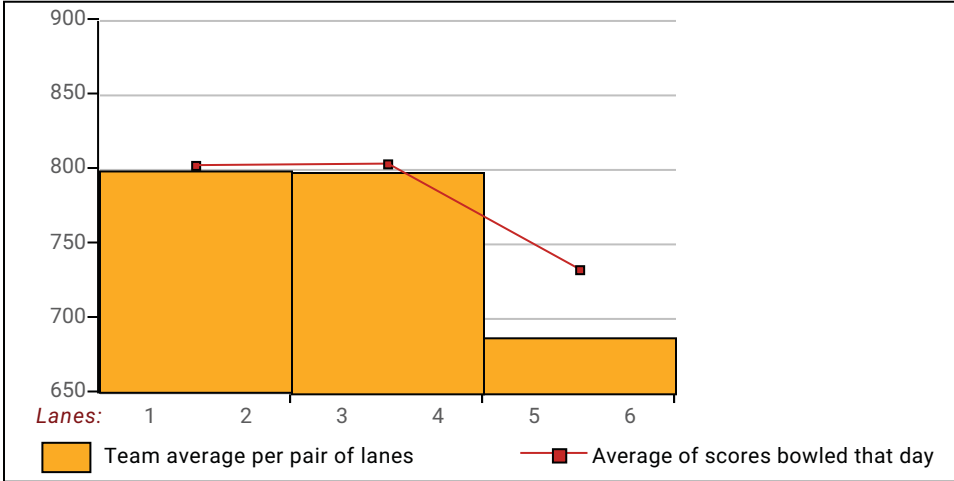
This Week's Statistics: Lefties vs Righties

Unless designated left handed, bowlers are considered right handed.

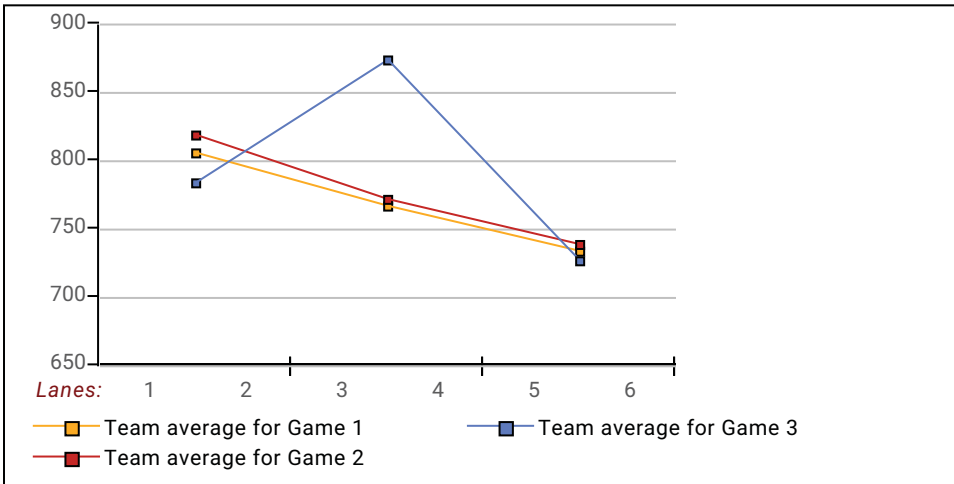
	Over All	Right	Left
How many people bowled	30	29	1
Number of games bowled	90	87	3
Actual average of week's scores	155.92	155.64	164.00
How many games above average	48	48	0
How many games below average	42	39	3
Pins above/below average per game	3.66	4.16	-11.00
How many people raised average	17	17	--
by this amount	0.49	0.49	0.00
How many people went down	13	12	1
by this amount	-0.33	-0.32	-0.48
League average before bowling	152.83	152.07	175.08
League average after bowling	152.97	152.22	174.59
Change in league average	0.13	0.15	-0.48
800s	--	--	--
775s	--	--	--
750s	--	--	--
725s	--	--	--
700s	--	--	--
675s	--	--	--
650s	--	--	--
625s	--	--	--
600s	1	1	--
575s	--	--	--
550s	1	1	--
525s	3	3	--
500s	4	4	--
475s	6	5	1
450s	3	3	--
425s	6	6	--
400s	1	1	--
below 400	5	5	--
300s	--	--	--
275s	--	--	--
250s	--	--	--
225s	1	1	--
200s	7	7	--
175s	18	18	--
150s	24	21	3
125s	25	25	--
100s	14	14	--
below 100	1	1	--

This report is for scores bowled March 22 which is Week 30 of 30

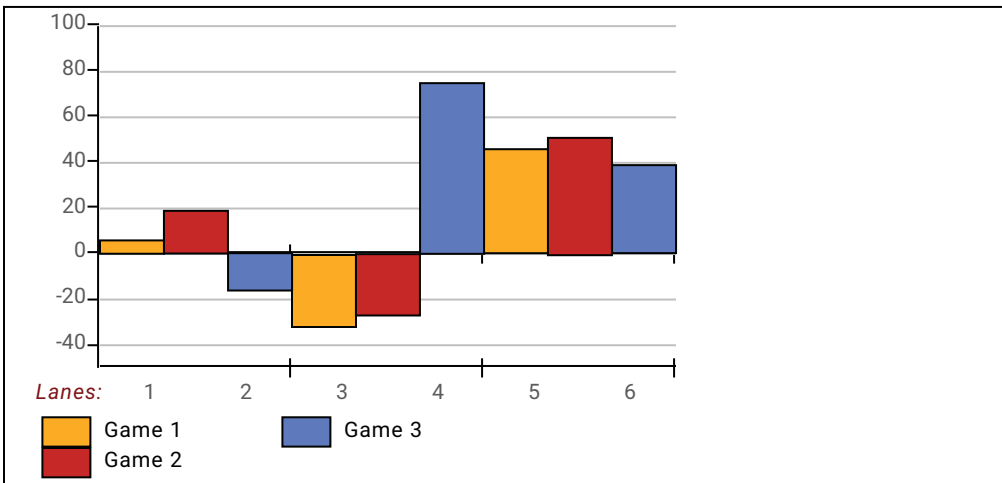
Team Average vs Ave of Scores



Average of Scores for Each Game

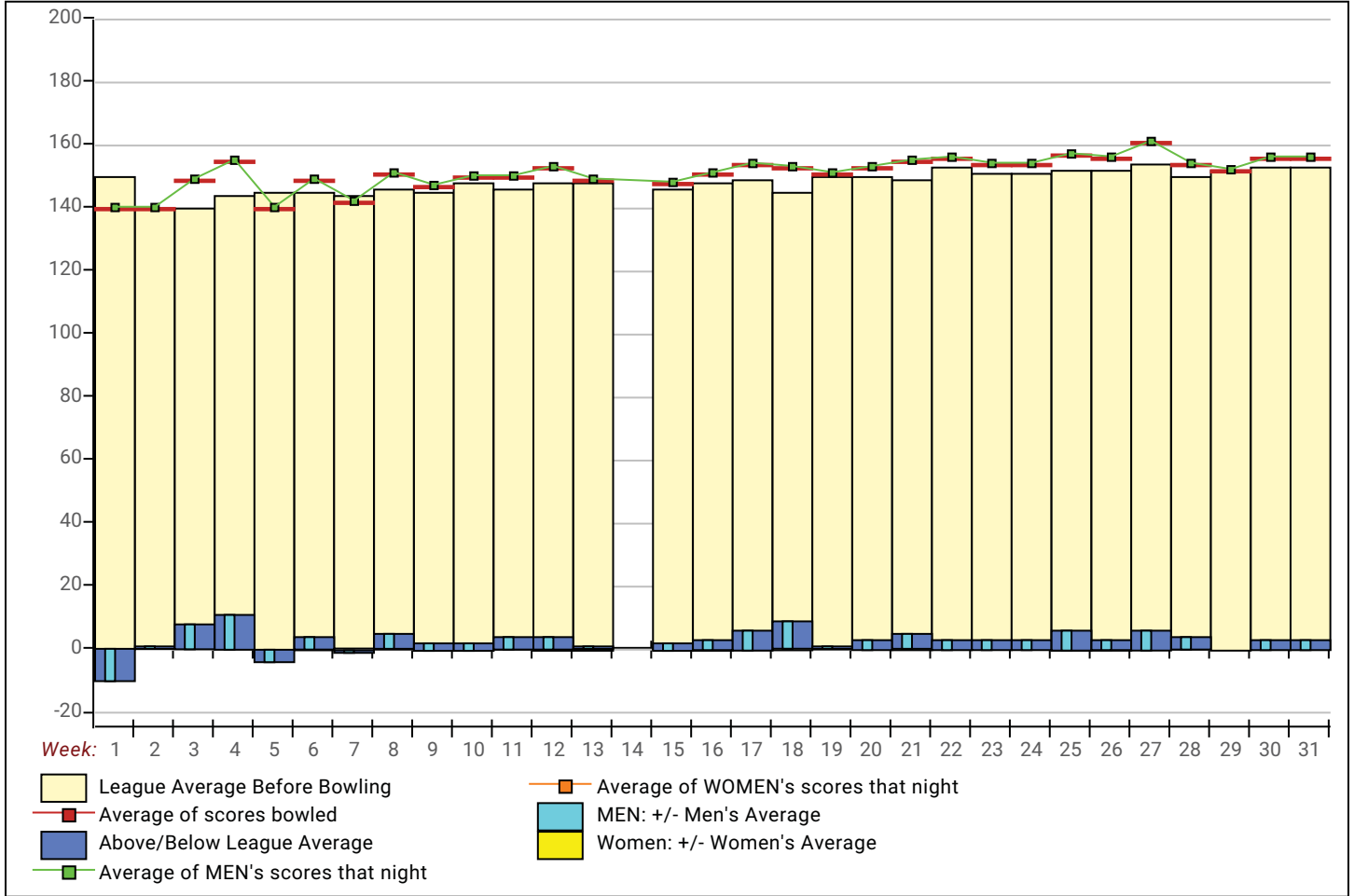


Amount Over/Under Team Average



This report is for scores bowled March 22 which is Week 30 of 30

League Average Week-by-Week



League Average Statistics for Last Week

	League	Right Hand	Left Hand
League Average Before Bowling	152.83	152.07	175.08
Average of scores bowled that night	155.92	155.64	164.00
New League Average After Bowling	152.97	152.22	174.59
Change in League Average	.13	.15	-.48
People Who Bowled Over Average	17	17	
People Who Bowled Under Average	13	12	1
Average Amount of Series Over Avg	37.18	37.18	
Average Amount of Series Under Avg	-23.31	-22.50	-33.00
Difference Avg, NiteAvg	3.66	4.16	-11.00
Number of Bowlers	30	29	1
Number of Games Bowled	90	87	3
People Who Raised Their Average	17	17	
Raised By an Average of This Amount	.49	.49	
People Who Lowered Their Average	13	12	1
Lowered By an Average of This Amou	-.33	-.32	-.48
Number of Games Bowled Over Avera	48	48	
Number of Games Bowled Under Avera	42	39	3

Note: Averages are based only on people who bowled.

If you have questions, please contact

Brent Bayne (308)240-0075 2115 W 37th St, Kearney, NE 68847
Send E-mail to: bbayne83@gmail.com

Note: This report includes information through March 22 which is Week 30 of 30

Awards Earned This Week

Name	USBC ID Number	Award Average	Award Games	G1	G2	G3	Series	Award Score	Award Received
Omar A. Jimenez	10-657320 USBC	138	81	142	182	124	448	182	175 Game (Local Assoc. Awards)
David J. Limbach	1494-565 USBC	163	69	177	112	200	489	200	200 Game (Local Assoc. Awards)
Troy L. Modlin	1494-2957 USBC	161	60	201	160	144	505	201	200 Game (Local Assoc. Awards)
James E. Salpas	1505-335 USBC	134	75	121	126	180	427	180	175 Game (Local Assoc. Awards)
Richard M. Serr	1494-2455 USBC	158	87	175	116	200	491	200	200 Game (Local Assoc. Awards)
Matthew J. Spotanski	18-1927 USBC	118	63	145	142	187	474	474	400 Series (Local Assoc. Awards)
	18-1927 USBC	118	63	145	142	187	474	187	175 Game (Local Assoc. Awards)
Brian A. Stones	1494-2362 USBC	175	75	176	215	229	620	620	600 Series (Local Assoc. Awards)
	1494-2362 USBC	175	75	176	215	229	620	229	225 Game (Local Assoc. Awards)
Delbert G. Weiser	1505-350 USBC	125	75	198	134	98	430	198	175 Game (Local Assoc. Awards)

Friday 6:30 pm

Big Apple Fun Center

Lanes 1 - 6

Team Standings

Place	Team Name	Points	Points	Year-To-Date	Y-T-D
		Won	Lost	WON	LOST
1	Walter's Electric	93½	56½	176½	123½
2	Over the Line	88½	61½	174	126
3	Affirmative Action	73	77	135	165
4	John's Auto Body	69½	80½	144½	155½
5	JD's Bar	67	83	157	143
6	Angie's Angels	58½	91½	113	187

*** Although not shown, standings are determined by points only for the current part

Last Week's Top Scores

Scratch Game		Scratch Series		Handicap Game		Handicap Series	
229	Brian Stones	620	Brian Stones	283	Delbert Weiser	750	Matt Spotanski
203	Alex Poloncic	553	Alex Poloncic	279	Matt Spotanski	725	Brian Stones
203	Rich Hancock	545	Dalton Hollander	264	Brian Stones	688	Jason McCaslin
202	Brent Bayne	543	Brent Bayne	256	James Salpas	685	Delbert Weiser
201	Troy Modlin	528	Rich Hancock	254	Omar Jimenez	677	Grant Van Pelt
200	Richard Serr	522	Kevin Schroeder	252	Richard Serr	667	Mark Schippert
200	Dave Limbach	514	Adam Bayne	250	Troy Modlin	664	Omar Jimenez
198	Delbert Weiser	512	Mike Slagle	247	Rich Hancock	662	Mike Slagle
192	Adam Bayne	505	Troy Modlin	247	Dave Limbach	660	Rich Hancock
192	Dalton Hollander	492	Devon Smith	245	Jason McCaslin	655	James Salpas

Big Eight League Championship

Friday 6:30 pm

Big Apple Fun Center

Lanes 1 - 6

President: John Krotz (308)440-9799 Vice President: Troy Modlin (402)705-3527
 Secretary/Treasurer: Brent Bayne (308)240-0075

Team Standings

Place	#	Team Name	Points Won	Points Lost	%Won	Pins + HDCP	Scratch Pins	Ave p/gm
1	4	Walter's Electric	7	3	70.0	98960	79268	852
2	1	JD's Bar	3	7	30.0	98387	67442	725

Review of Last Week's Bowling.....

Lanes	Team Name	HDCP -1-	HDCP -2-	HDCP -3-	HDCP Total	Last Wk WON	Team Name	HDCP -1-	HDCP -2-	HDCP -3-	HDCP Total	Last Wk WON
1-2	Walter's Electric	987	1189	1090	3266	7	<--> JD's Bar	1141	1028	1036	3205	3

Thanks for bowling! We hope you had a good time. See you next season!

Last Week's Top Scores

Team Scratch Game		Team Scratch Series		Team Handicap Game		Team Handicap Series	
983	Walter's Electric	2648	Walter's Electric	1189	Walter's Electric	3266	Walter's Electric
806	JD's Bar	2200	JD's Bar	1141	JD's Bar	3205	JD's Bar
Scratch Game		Scratch Series		Handicap Game		Handicap Series	
243	Brian Stones	587	Brian Stones	277	Brian Stones	694	Matt Spotanski
238	Kevin Schroeder	586	Kevin Schroeder	269	Kevin Schroeder	689	Brian Stones
202	Brent Bayne	564	Brent Bayne	255	Matt Spotanski	679	Kevin Schroeder
194	Devon Smith	531	Devon Smith	248	Jason McCaslin	668	Andrew Becker
192	Andrew Becker	512	Andrew Becker	244	Andrew Becker	663	Brent Bayne
168	Jason McCaslin	444	JD Einspahr	235	Brent Bayne	658	Jason McCaslin
165	Matt Spotanski	424	Matt Spotanski	230	Devon Smith	639	Devon Smith
157	JD Einspahr	418	Jason McCaslin	219	JD Einspahr	630	JD Einspahr
146	Jeff Rodriguez	399	Randall Purdy	213	Jeff Rodriguez	584	Jeff Rodriguez
138	Randall Purdy	383	Jeff Rodriguez	194	Randall Purdy	567	Randall Purdy

Season High Scores

Team Scratch Game		Team Scratch Series		Team Handicap Game		Team Handicap Series	
983	Walter's Electric	2807	Walter's Electric	1267	JD's Bar	3546	JD's Bar
966	JD's Bar	2647	John's Auto Body	1249	Affirmative Action	3465	Affirmative Action
931	Affirmative Action	2643	JD's Bar	1208	Over the Line	3457	Walter's Electric
922	John's Auto Body	2608	Affirmative Action	1195	Angie's Angels	3394	Angie's Angels
881	Over the Line	2410	Over the Line	1189	Walter's Electric	3394	Over the Line
756	Angie's Angels	2171	Angie's Angels	1172	John's Auto Body	3384	John's Auto Body
Scratch Game		Scratch Series		Handicap Game		Handicap Series	
276	Devon Smith	667	Brent Bayne	316	Troy Modlin	782	James Salpas
269	Kevin Schroeder	656	Kevin Schroeder	307	Devon Smith	778	Brent Bayne
258	Troy Modlin	637	Devon Smith	303	Kevin Schroeder	762	Troy Modlin
254	Brian Stones	634	Brian Stones	290	Brian Stones	758	Kevin Schroeder
246	Brent Bayne	627	Dalton Hollander	289	Jimmie Greer Jr	750	JD Einspahr
243	John Krotz	619	John Krotz	284	Rich Hancock	750	Matt Spotanski
234	Rich Hancock	606	Troy Modlin	283	Delbert Weiser	746	Richard Serr
230	Dalton Hollander	593	Chris Lopez	283	Brent Bayne	744	Richard Lopez
225	Dave Limbach	587	Richard Serr	282	JD Einspahr	743	Omar Jimenez
220	Jimmie Greer Jr	587	Dave Limbach	282	Jason McCaslin	742	Brian Stockman

Team Rosters

1 - JD's Bar

<u>Name</u>	<u>Ave</u>	<u>HDCP</u>	<u>Pins</u>	<u>Gms</u>	<u>Points Won</u>	<u>High Game</u>	<u>High Sers</u>	<u>HDCP Game</u>	<u>HDCP Sers</u>	<u>Most Improved Ave +/-</u>	<u>To Raise Avg +1</u>	<u>To Drop Avg -1</u>	<u>Weekly Over Ave Series Ave +/-</u>
Omar Jimenez	139	71	11690	84	14.0	192	508	269	743	140 -0.83	490	402	
Matt Spotanski	121	89	8389	69	10.0	187	474	279	750	116 +5.58	395	322	424 - 360=64
Jason McCaslin	130	80	11384	87	18.0	190	457	282	704	129 +1.85	406	315	418 - 390=28
JJ Stover	122	88	1106	9	2.0	146	405	233	666		370	357	
Jeff Rodriguez	141	69	4680	33	3.0	199	564	271	780	139 +2.82	432	395	383 - 429=-46
Devon Smith	174	36	12578	72	22.0	276	637	307	730	183 -8.31	547	471	531 - 522=9
JD Einspahr	148	62	12509	84	18.0	205	519	282	750	140 +8.92	454	366	444 - 444=0
Jared Samuelson	189	21	4539	24	9.0	264	650	285	704	186 +3.13	591	563	

2 - Angie's Angels

<u>Name</u>	<u>Ave</u>	<u>HDCP</u>	<u>Pins</u>	<u>Gms</u>	<u>Points Won</u>	<u>High Game</u>	<u>High Sers</u>	<u>HDCP Game</u>	<u>HDCP Sers</u>	<u>Most Improved Ave +/-</u>	<u>To Raise Avg +1</u>	<u>To Drop Avg -1</u>	<u>Weekly Over Ave Series Ave +/-</u>
Mark Schippert	149	61	8966	60	8.5	203	511	264	694	149 +0.43	484	420	
Mike Sammons	148	62	3571	24	3.5	191	483	250	660	150 -1.21	452	424	
Brian Stockman	121	89	10938	90	11.0	176	448	272	742	112 +9.53	408	314	
Nate Dahlin	137	73	11149	81	13.0	183	476	258	698	138 -0.36	443	358	
Delbert Weiser	126	84	9837	78	12.0	198	460	283	703	122 +4.12	450	368	
Mike Salpas	102	108	3078	30	3.0	154	392	264	722	104 -1.40	321	287	
James Salpas	134	76	10514	78	13.5	191	534	277	782	133 +1.79	421	339	

3 - Affirmative Action

<u>Name</u>	<u>Ave</u>	<u>HDCP</u>	<u>Pins</u>	<u>Gms</u>	<u>Points Won</u>	<u>High Game</u>	<u>High Sers</u>	<u>HDCP Game</u>	<u>HDCP Sers</u>	<u>Most Improved Ave +/-</u>	<u>To Raise Avg +1</u>	<u>To Drop Avg -1</u>	<u>Weekly Over Ave Series Ave +/-</u>
Grant Van Pelt	130	80	7449	57	9.0	178	456	259	709	129 +1.68	411	350	
Jamie McCoy	161	49	5338	33	6.0	232	592	282	754	152 +9.76	494	457	
Rick Couch	133	77	4019	30	4.0	184	474	271	735	132 +1.97	403	369	
Chris Limbach	146	64	1756	12	2.0	179	486	241	672		449	433	
Jimmie Greer Jr	147	63	11966	81	20.0	220	542	289	734	142 +5.73	466	381	
Dave Limbach	163	47	11796	72	10.0	225	587	275	737	157 +6.83	504	428	
Mike Slagle	161	49	13046	81	17.0	210	566	255	726	164 -2.94	562	477	
Chris Lopez	167	43	13569	81	15.5	215	593	258	722	166 +1.52	543	458	

4 - Walter's Electric

<u>Name</u>	<u>Ave</u>	<u>HDCP</u>	<u>Pins</u>	<u>Gms</u>	<u>Points Won</u>	<u>High Game</u>	<u>High Sers</u>	<u>HDCP Game</u>	<u>HDCP Sers</u>	<u>Most Improved Ave +/-</u>	<u>To Raise Avg +1</u>	<u>To Drop Avg -1</u>	<u>Weekly Over Ave Series Ave +/-</u>
Andrew Becker	159	51	11460	72	12.0	210	562	265	721	152 +7.17	540	464	512 - 474=38
Adam Bayne	183	27	8797	48	9.0	245	651	275	756	180 +3.27	587	535	
Doug Vollmer	158	52	6657	42	12.0	223	579	279	747	154 +4.50	498	452	
Randall Purdy	152	58	8260	54	7.0	215	543	275	717	150 +2.96	461	403	399 - 462=-63
Kevin Schroeder	180	30	14591	81	23.0	269	656	303	758	171 +9.14	613	528	586 - 537=49
Brent Bayne	178	32	13370	75	18.0	246	667	283	778	164 +14.27	592	513	564 - 531=33
Brian Stones	177	33	14392	81	22.0	254	634	290	739	175 +2.68	560	475	587 - 528=59

5 - John's Auto Body

<u>Name</u>	<u>Ave</u>	<u>HDCP</u>	<u>Pins</u>	<u>Gms</u>	<u>Points Won</u>	<u>High Game</u>	<u>High Sers</u>	<u>HDCP Game</u>	<u>HDCP Sers</u>	<u>Most Improved Ave +/-</u>	<u>To Raise Avg +1</u>	<u>To Drop Avg -1</u>	<u>Weekly Over Ave Series Ave +/-</u>
Dalton Hollander	176	34	12682	72	15.0	230	627	268	741	164 +12.14	593	517	
Randy Best	148	62	3553	24	3.0	183	490	250	691	147 +1.04	470	442	
Rich Hancock	167	43	14540	87	26.0	234	578	284	722	160 +7.13	580	489	
Richard Serr	158	52	14282	90	12.0	208	587	262	746	152 +6.69	505	411	
John Krotz	175	35	15235	87	21.5	243	619	281	733	164 +11.11	605	514	
Richard Lopez	155	55	11669	75	11.5	215	567	276	744	143 +12.59	499	420	

6 - Over the Line

<u>Name</u>	<u>Ave</u>	<u>HDCP</u>	<u>Pins</u>	<u>Gms</u>	<u>Points Won</u>	<u>High Game</u>	<u>High Sers</u>	<u>HDCP Game</u>	<u>HDCP Sers</u>	<u>Most Improved Ave +/-</u>	<u>To Raise Avg +1</u>	<u>To Drop Avg -1</u>	<u>Weekly Over Ave Series Ave +/-</u>
Alan Keller	134	76	11273	84	15.0	170	483	247	714	134 +0.20	472	384	
Cody Bailey	123	87	11154	90	19.0	187	451	275	718	114 +9.93	378	284	
Jace Reidy	101	109	607	6	1.0	117	313	223	631		311	301	
Mike Ahrens	122	88	10933	89	20.5	173	444	262	711	120 +2.84	383	290	
Taylor Russell	100	110	601	6	1.0	134	340	257	709		308	298	
Troy Modlin	161	49	10173	63	18.5	258	606	316	762	149 +12.48	519	452	
Alex Polonic	183	27	9344	51	16.0	236	628	263	714	183 +0.22	592	537	

Temporary Substitutes

Name	Ave	HDCP	Pins	Gms	Points Won	High Game	High Sers	HDCP Game	HDCP Sers	Most Improved Ave +/-	To Raise Avg +1	To Drop Avg -1	Weekly Over Ave Series Ave +/-
Kurtis Dudo	118	92	356	3		163	356	255	632		358	351	
Conan Gifford	158	52	949	6	1.0	188	554	214	632		482	472	
Stuart Hollander	108	102	653	6	2.0	145	368	260	713		328	318	
Larry Lambrecht	155	55	1399	9	1.0	187	533	233	671		473	460	
Sebastian Mauck	136	74	4104	30	7.0	186	470	259	698	134 +2.80	417	383	
Bryan Schirmer	188	22	3948	21	6.0	244	637	289	736	188 0.00	588	563	
Logan Wirth	bk216	0	567	3	1.0	248	567	248	567		573	566	

High Individual Match Points

26 Rich Hancock	23 Kevin Schroeder	22 Brian Stones
22 Devon Smith	21.5 John Krotz	20.5 Mike Ahrens
20 Jimmie Greer Jr	19 Cody Bailey	18.5 Troy Modlin

Individual High Averages

180.14 Kevin Schroeder	178.27 Brent Bayne	177.68 Brian Stones	176.14 Dalton Hollander
175.11 John Krotz	174.69 Devon Smith	167.52 Chris Lopez	167.13 Rich Hancock
163.83 Dave Limbach	161.48 Troy Modlin	161.06 Mike Slagle	159.17 Andrew Becker
158.69 Richard Serr	155.59 Richard Lopez	149.43 Mark Schippert	148.92 JD Einspahr

Most Improved Average

164 to 178.27 = +14.27 Brent Bayne	143 to 155.59 = +12.59 Richard Lopez
149 to 161.48 = +12.48 Troy Modlin	164 to 176.14 = +12.14 Dalton Hollander
164 to 175.11 = +11.11 John Krotz	114 to 123.93 = +9.93 Cody Bailey
112 to 121.53 = +9.53 Brian Stockman	171 to 180.14 = +9.14 Kevin Schroeder
140 to 148.92 = +8.92 JD Einspahr	152 to 159.17 = +7.17 Andrew Becker

Most Un-Improved Averages

183 to 174.69 = -8.31 Devon Smith	164 to 161.06 = -2.94 Mike Slagle
104 to 102.60 = -1.40 Mike Salpas	150 to 148.79 = -1.21 Mike Sammons
140 to 139.17 = -0.83 Omar Jimenez	138 to 137.64 = -0.36 Nate Dahlin
188 to 188.00 = 0.00 Bryan Schirmer	134 to 134.20 = +0.20 Alan Keller
183 to 183.22 = +0.22 Alex Polonci	149 to 149.43 = +0.43 Mark Schippert

Big Eight League Championship

Big Apple Fun Center Reprint of Scores

Lane 1 4 - Walter's Electric

Name	Old	Old	HDCP				
	Ave	HDCP	-1-	-2-	-3-	Total	Total
Andrew J. Becker	158	52	165	192	155	512	668
Randall E. Purdy	154	56	129	132	138	399	567
Kevin J. Schroeder	179	31	133	238	215	586	679
Brent A. Bayne	177	33	184	178	202	564	663
Brian A. Stones	176	34	170	243	174	587	689
			====	====	====	====	====
Scratch Total			781	983	884	2648	2648
Handicap			206	206	206		618
Total			987	1189	1090	2648	3266
Team Points Won			0.0	1.0	1.0	3.0	3.0
Match Points Won			0.0	0.0	0.0	4.0	4.0
Total Points Won			0.0	1.0	1.0	7.0	7.0

Lane 2 1 - JD's Bar

Name	Old	Old	HDCP				
	Ave	HDCP	-1-	-2-	-3-	Total	Total
Jason D. McCaslin	130	80	168	135	115	418	658
JD Einspahr	148	62	138	157	149	444	630
Matt Spotanski	120	90	165	150	109	424	694
Jeff Rodriguez	143	67	146	103	134	383	584
Devon L. Smith	174	36	189	148	194	531	639
			====	====	====	====	====
Scratch Total			806	693	701	2200	2200
Handicap			335	335	335		1005
Total			1141	1028	1036	2200	3205
Team Points Won			1.0	0.0	0.0	1.0	1.0
Match Points Won			0.0	0.0	0.0	2.0	2.0
Total Points Won			1.0	0.0	0.0	3.0	3.0

Big Eight League Championship

Friday 6:30 pm

Big Apple Fun Center

Match Points Won (This Week)

Lane 1 4 - Walter's Electric

Name	Last Wk Won	Last Wk Lost	HDCP -1-	HDCP -2-	HDCP -3-	HDCP Total
Andrew J. Becker	1.0		217	244	207	668
Randall E. Purdy		1.0	185	188	194	567
Kevin J. Schroeder		1.0	164	269	246	679
Brent A. Bayne	1.0		217	211	235	663
Brian A. Stones	2.0		204	277	208	689

Lane 2 1 - JD's Bar

Name	Last Wk Won	Last Wk Lost	HDCP -1-	HDCP -2-	HDCP -3-	HDCP Total
Jason D. McCaslin		1.0	248	215	195	658
JD Einspahr	1.0		200	219	211	630
Matt Spotanski	1.0		255	240	199	694
Jeff Rodriguez		1.0	213	170	201	584
Devon L. Smith		1.0	225	184	230	639

Friday 6:30 pm

Big Apple Fun Center**Match Points Won (Total for Year)**

Name	Ave	Gms	Points		%Won	Name	Ave	Gms	Points		%Won
			Won	Lost					Won	Lost	
Richard D. Hancock	167	87	26.0	7.0	78.79%	Brian A. Stockman	121	90	11.0	19.0	36.67%
Kevin J. Schroeder	180	81	23.0	12.0	65.71%	David J. Limbach	163	72	10.0	17.0	37.04%
Brian A. Stones	177	81	22.0	12.5	63.77%	Matthew J. Spotanski	121	69	10.0	13.0	43.48%
Devon L. Smith	174	72	22.0	13.0	62.86%	Adam C. Bayne	183	48	9.0	9.0	50.00%
Johnny L. Krotz	175	87	21.5	15.0	58.90%	Grant L. Van Pelt	130	57	9.0	10.0	47.37%
Michael A. Ahrens	122	89	20.5	9.5	68.33%	Jared J. Samuelson	189	24	9.0	4.0	69.23%
Jimmie L. Greer Jr	147	81	20.0	12.0	62.50%	Mark D. Schippert	149	60	8.5	12.0	41.46%
Cody A. Bailey	123	90	19.0	11.0	63.33%	Randall E. Purdy	152	54	7.0	12.0	36.84%
Troy L. Modlin	161	63	18.5	6.0	75.51%	Sebastian B. Mauck	136	30	7.0	3.0	70.00%
Jerome D. Einspahr	148	84	18.0	10.0	64.29%	Bryan A. Schirmer	188	21	6.0	3.0	66.67%
Brent A. Bayne	178	75	18.0	12.0	60.00%	Jamie D. McCoy	161	33	6.0	5.0	54.55%
Jason D. McCaslin	130	87	18.0	12.0	60.00%	Rick S. Couch	133	30	4.0	6.0	40.00%
Michael L. Slagle	161	81	17.0	13.0	56.67%	Mike L. Sammons	148	24	3.5	5.5	38.89%
Alex J. Polonic	183	51	16.0	9.0	64.00%	Michael J. Salpas	102	30	3.0	7.0	30.00%
Christopher L. Lopez	167	81	15.5	15.5	50.00%	Jeffrey A. Rodriguez	141	33	3.0	8.0	27.27%
Dalton L. Hollander	176	72	15.0	12.0	55.56%	Randall K. Best	148	24	3.0	5.0	37.50%
Alan B. Keller	134	84	15.0	13.0	53.57%	Stuart L. Hollander	108	6	2.0		100.00%
Omar A. Jimenez	139	84	14.0	14.0	50.00%	JJ Stover	122	9	2.0	1.0	66.67%
James E. Salpas	134	78	13.5	13.5	50.00%	Christopher J. Limbach	146	12	2.0	2.0	50.00%
Nathan S. Dahlin	137	81	13.0	14.0	48.15%	Conan R. Gifford	158	6	1.0	1.0	50.00%
Andrew J. Becker	159	72	12.0	12.0	50.00%	Jace S. Reidy	101	6	1.0	1.0	50.00%
Delbert G. Weiser	126	78	12.0	15.0	44.44%	Larry L. Lambrecht	155	9	1.0	2.0	33.33%
Richard M. Serr	158	90	12.0	18.0	40.00%	Taylor S. Russell	100	6	1.0	1.0	50.00%
Douglas K. Vollmer	158	42	12.0	3.0	80.00%	Logan M. Wirth	bk216	3	1.0	1.0	50.00%
Richard L. Lopez	155	75	11.5	15.5	42.59%	Kurtis A. Dudo	118	3		1.0	0.00%

Big Eight League Championship

Friday 6:30 pm

Big Apple Fun Center

Change in Average

Name	----Old----		Old	---Average Change---				Weekly Over Ave			
	Pins	Games	Ave	-1-	-2-	-3-	Total	New - Old	---- +/-	Series Ave +/-	
Mike Ahrens	10933	89	122				0	122.84 - 122.84	=	0.00	
Cody A. Bailey	11154	90	123				0	123.93 - 123.93	=	0.00	
Adam C. Bayne	8797	48	183				0	183.27 - 183.27	=	0.00	
Brent A. Bayne	12806	72	177	184	178	202	564	178.27 - 177.86	=	0.41	564 - 531=33
Andrew J. Becker	10948	69	158	165	192	155	512	159.17 - 158.67	=	0.50	512 - 474=38
Randy Best	3553	24	148				0	148.04 - 148.04	=	0.00	
Rick S. Couch	4019	30	133				0	133.97 - 133.97	=	0.00	
Nate Dahlin	11149	81	137				0	137.64 - 137.64	=	0.00	
Kurtis A. Dudo	356	3	118				0	118.67 - 118.67	=	0.00	
JD Einspahr	12065	81	148	138	157	149	444	148.92 - 148.95	=	-0.03	444 - 444=0
Conan R. Gifford	949	6	158				0	158.17 - 158.17	=	0.00	
Jimmie L. Greer Jr	11966	81	147				0	147.73 - 147.73	=	0.00	
Rich Hancock	14540	87	167				0	167.13 - 167.13	=	0.00	
Dalton L. Hollander	12682	72	176				0	176.14 - 176.14	=	0.00	
Stuart L. Hollander	653	6	108				0	108.83 - 108.83	=	0.00	
Omar A. Jimenez	11690	84	139				0	139.17 - 139.17	=	0.00	
Alan B. Keller	11273	84	134				0	134.20 - 134.20	=	0.00	
John Krotz	15235	87	175				0	175.11 - 175.11	=	0.00	
Larry L. Lambrecht	1399	9bk	155				0	155.44 - 155.44	=	0.00	
Chris Limbach	1756	12bk	146				0	146.33 - 146.33	=	0.00	
Dave Limbach	11796	72	163				0	163.83 - 163.83	=	0.00	
Chris Lopez	13569	81	167				0	167.52 - 167.52	=	0.00	
Richard L. Lopez	11669	75	155				0	155.59 - 155.59	=	0.00	
Sebastian B. Mauck	4104	30	136				0	136.80 - 136.80	=	0.00	
Jason D. McCaslin	10966	84	130	168	135	115	418	130.85 - 130.55	=	0.30	418 - 390=28
Jamie D. McCoy	5338	33	161				0	161.76 - 161.76	=	0.00	
Troy L. Modlin	10173	63	161				0	161.48 - 161.48	=	0.00	
Alex J. Poloncic	9344	51	183				0	183.22 - 183.22	=	0.00	
Randall E. Purdy	7861	51	154	129	132	138	399	152.96 - 154.14	=	-1.17	399 - 462=-63
Jace S. Reidy	607	6	101				0	101.17 - 101.17	=	0.00	
Jeff Rodriguez	4297	30	143	146	103	134	383	141.82 - 143.23	=	-1.42	383 - 429=-46
Taylor S. Russell	601	6	100				0	100.17 - 100.17	=	0.00	
James E. Salpas	10514	78	134				0	134.79 - 134.79	=	0.00	
Mike Salpas	3078	30	102				0	102.60 - 102.60	=	0.00	
Mike L. Sammons	3571	24	148				0	148.79 - 148.79	=	0.00	
Jared J. Samuelson	4539	24bk	189				0	189.13 - 189.13	=	0.00	
Mark D. Schippert	8966	60	149				0	149.43 - 149.43	=	0.00	
Bryan A. Schirmer	3948	21	188				0	188.00 - 188.00	=	0.00	

Name	-----Old-----		Old	-1-	-2-	-3-	Total	---Average Change---			Weekly Over Ave		
	Pins	Games	Ave					New - Old	----> +/-	Series Ave +/-			
Kevin J. Schroeder	14005	78	179	133	238	215	586	180.14	-	179.55	=	0.58	586 - 537=49
Richard M. Serr	14282	90	158				0	158.69	-	158.69	=	0.00	
Mike Slagle	13046	81	161				0	161.06	-	161.06	=	0.00	
Devon L. Smith	12047	69	174	189	148	194	531	174.69	-	174.59	=	0.10	531 - 522=9
Matt Spotanski	7965	66	120	165	150	109	424	121.58	-	120.68	=	0.90	424 - 360=64
Brian A. Stockman	10938	90	121				0	121.53	-	121.53	=	0.00	
Brian A. Stones	13805	78	176	170	243	174	587	177.68	-	176.99	=	0.69	587 - 528=59
JJ Stover	1106		9bk122				0	122.89	-	122.89	=	0.00	
Grant L. Van Pelt	7449	57	130				0	130.68	-	130.68	=	0.00	
Doug Vollmer	6657	42	158				0	158.50	-	158.50	=	0.00	
Delbert G. Weiser	9837	78	126				0	126.12	-	126.12	=	0.00	
Logan M. Wirth	567		3bk216				0	189.00	-	189.00	=	0.00	

Friday 6:30 pm

Big Apple Fun Center**High Average Listing**

Name	True Average	Pins Gms	To Raise Avg +1	To Drop Avg -1
Jared J. Samuelson	189.13	4539 24	591	563
Logan M. Wirth	189.00	567 3	573	566
Bryan A. Schirmer	188.00	3948 21	588	563
Adam C. Bayne	183.27	8797 48	587	535
Alex J. Poloncic	183.22	9344 51	592	537
Kevin J. Schroeder	180.14	14591 81	613	528
Brent A. Bayne	178.27	13370 75	592	513
Brian A. Stones	177.68	14392 81	560	475
Dalton L. Hollander	176.14	12682 72	593	517
Johnny L. Krotz	175.11	15235 87	605	514
Devon L. Smith	174.69	12578 72	547	471
Christopher L. Lopez	167.52	13569 81	543	458
Richard D. Hancock	167.13	14540 87	580	489
David J. Limbach	163.83	11796 72	504	428
Jamie D. McCoy	161.76	5338 33	494	457
Troy L. Modlin	161.48	10173 63	519	452
Michael L. Slagle	161.06	13046 81	562	477
Andrew J. Becker	159.17	11460 72	540	464
Richard M. Serr	158.69	14282 90	505	411
Douglas K. Vollmer	158.50	6657 42	498	452
Conan R. Gifford	158.17	949 6	482	472
Richard L. Lopez	155.59	11669 75	499	420
Larry L. Lambrecht	155.44	1399 9	473	460
Randall E. Purdy	152.96	8260 54	461	403
Mark D. Schippert	149.43	8966 60	484	420
Jerome D. Einspahr	148.92	12509 84	454	366
Mike L. Sammons	148.79	3571 24	452	424
Randall K. Best	148.04	3553 24	470	442
Jimmie L. Greer Jr	147.73	11966 81	466	381
Christopher J. Limbach	146.33	1756 12	449	433
Jeffrey A. Rodriguez	141.82	4680 33	432	395
Omar A. Jimenez	139.17	11690 84	490	402
Nathan S. Dahlin	137.64	11149 81	443	358
Sebastian B. Mauck	136.80	4104 30	417	383
James E. Salpas	134.79	10514 78	421	339
Alan B. Keller	134.20	11273 84	472	384
Rick S. Couch	133.97	4019 30	403	369
Jason D. McCaslin	130.85	11384 87	406	315
Grant L. Van Pelt	130.68	7449 57	411	350
Delbert G. Weiser	126.12	9837 78	450	368
Cody A. Bailey	123.93	11154 90	378	284
JJ Stover	122.89	1106 9	370	357
Michael A. Ahrens	122.84	10933 89	383	290
Matthew J. Spotanski	121.58	8389 69	395	322
Brian A. Stockman	121.53	10938 90	408	314
Kurtis A. Dudo	118.67	356 3	358	351
Stuart L. Hollander	108.83	653 6	328	318
Michael J. Salpas	102.60	3078 30	321	287
Jace S. Reidy	101.17	607 6	311	301

<u>Name</u>	<u>True Average</u>	<u>Pins Gms</u>	<u>To Raise Avg +1</u>	<u>To Drop Avg -1</u>
Tayler S. Russell	100.17	601 6	308	298

Big Eight League Championship

Friday 6:30 pm

Big Apple Fun Center

Most Pins Over Average

Name	-----Old-----		Old					---Average Change---			Weekly Over Ave		
	Pins	Games	Ave	-1-	-2-	-3-	Total	New - Old	---->	+/-	Series Ave +/-		
Matt Spotanski	7965	66	120	165	150	109	424	121.58	-	120.68	=	0.90	424 - 360=64
Brian A. Stones	13805	78	176	170	243	174	587	177.68	-	176.99	=	0.69	587 - 528=59
Kevin J. Schroeder	14005	78	179	133	238	215	586	180.14	-	179.55	=	0.58	586 - 537=49
Andrew J. Becker	10948	69	158	165	192	155	512	159.17	-	158.67	=	0.50	512 - 474=38
Brent A. Bayne	12806	72	177	184	178	202	564	178.27	-	177.86	=	0.41	564 - 531=33
Jason D. McCaslin	10966	84	130	168	135	115	418	130.85	-	130.55	=	0.30	418 - 390=28
Devon L. Smith	12047	69	174	189	148	194	531	174.69	-	174.59	=	0.10	531 - 522=9
JD Einspahr	12065	81	148	138	157	149	444	148.92	-	148.95	=	-0.03	444 - 444=0
Jeff Rodriguez	4297	30	143	146	103	134	383	141.82	-	143.23	=	-1.42	383 - 429=-46
Randall E. Purdy	7861	51	154	129	132	138	399	152.96	-	154.14	=	-1.17	399 - 462=-63

Friday 6:30 pm

Big Apple Fun Center

Alphabetic League Bowler Contact List

USBC					Bowling	
ID Number	Name	Phone	Phone	E-mail	Hand	Sex
1494-3016	Ahrens, Michael "Mike" A.	(308)240-0153	() - -	unicornsare4gangstas@gmail.com	R	M
17-76246	Bailey, Cody A.	(308)224-5527	() - -	goldielocks.cb13@gmail.com	R	M
1494-2463	Bayne, Adam C.	(308)293-8409	() - -		R	M
1494-2449	Bayne, Brent A.	(308)240-0075	() - -	bbayne83@gmail.com	R	M
1494-3148	Becker, Andrew J.	(308)240-0256	() - -	a.becker1919@gmail.com	R	M
1494-334	Best, Randall "Randy" K.	(308)440-6453	() - -	randallbest@msn.com	R	M
9726-4099	Couch, Rick S.	(303)257-6056	() - -	rcouch701@yahoo.com	R	M
8592-4642	Dahlin, Nathan "Nate" S.	(308)991-3802	() - -	nsdahli@gmail.com	R	M
9726-4171	Dudo, Kurtis A.	(308)352-6125	() - -		R	M
1494-2981	Einspahr, Jerome "JD" D.	(308)234-5869	() - -	samparfi7377@hotmail.com	R	M
1494-3221	Gifford, Conan R.	(308)455-7948	() - -	conan1311@gmail.com	R	M
1494-2928	Greer Jr, Jimmie L.	(308)708-8550	() - -	mayajimmie@hotmail.com	R	M
1494-2387	Hancock, Richard "Rich" D.	(308)440-5229	() - -	richardhancock@charter.net	R	M
11-388265	Hollander, Dalton L.	(308)293-5723	() - -	dalhollander@gmail.com	R	M
1494-2950	Hollander, Stuart L.	(308)440-2419	() - -	hollanderstuart@hotmail.com	R	M
10-657320	Jimenez, Omar A.	(308)383-9792	() - -		R	M
1494-2959	Keller, Alan B.	(308)440-3334	() - -	akeller3334@gmail.com	R	M
1494-2625	Krotz, Johnny "John" L.	(308)440-9799	() - -	jlkrotz@yahoo.com	R	M
8185-448	Lambrecht, Larry L.	(308)708-1600	() - -		R	M
15-3216	Limbach, Christopher "Chris" J.	(308)627-2874	() - -	christopher.limbach25@gmail.com	R	M
1494-565	Limbach, David "Dave" J.	(308)224-9763	() - -	Dave8831@gmail.com	R	M
1494-2660	Lopez, Christopher "Chris" L.	(308)293-4589	() - -	marriedlopezman_0@hotmail.com	R	M
1494-252	Lopez, Richard L.	(308)237-3804	() - -	rlopz51@gmail.com	R	M
1494-2958	Mauck, Sebastian B.	(308)830-5831	() - -		R	M
8793-1511	McCaslin, Jason D.	(308)240-0614	() - -	bbgmccaslin@gmail.com	R	M
1494-2996	McCoy, Jamie D.	(308)455-7678	() - -		R	M
1494-2957	Modlin, Troy L.	(402)705-3527	() - -	tonestewart@gmail.com	R	M
1486-3008	Polonic, Alex J.	(308)940-2144	() - -	xela507@gmail.com	R	M
1494-2728	Purdy, Randall E.	(308)627-5803	() - -	repurdy@gmail.com	R	M
9726-4120	Reidy, Jace S.	(308)224-6335	() - -	jacereidy86@gmail.com	R	M
1494-3077	Rodriguez, Jeffrey "Jeff" A.	(308)930-7882	() - -	jrod4saints@gmail.com	R	M
9726-4168	Russell, Tayler S.	(308)293-2753	() - -	tayler.russell@gmail.com	R	M
1505-335	Salpas, James E.	(308)830-3598	() - -	rascallyone.js@gmail.com	R	M
1494-2381	Salpas, Michael "Mike" J.	(308)383-9591	() - -		R	M
1373-6921	Sammons, Mike L.	(308)293-4314	() - -	sammons50@hotmail.com	R	M
6201-21	Samuelson, Jared J.	(308)233-1018	() - -	samuelsonjj@gmail.com	R	M
1505-88	Schippert, Mark D.	(308)830-9927	(308)832-0967		R	M
1490-329	Schirmer, Bryan A.	(308)520-0388	() - -	mrbsautorepair@gmail.com	R	M
1494-2553	Schroeder, Kevin J.	(308)627-5064	() - -	kschroeder21@hotmail.com	R	M
1494-2455	Serr, Richard M.	(308)440-0152	() - -	rserr@charter.net	R	M
1494-2941	Slagle, Michael "Mike" L.	(308)455-7447	() - -	mikeslagle44@gmail.com	R	M
6201-129	Smith, Devon L.	(308)440-7744	() - -	devons99@gmail.com	L	M
18-1927	Spotanski, Matthew "Matt" J.	(308)730-0556	() - -	spotanskimj@hotmail.com	R	M
1494-3233	Stockman, Brian A.	(308)293-5943	() - -	stocky71833@yahoo.com	R	M
1494-2362	Stones, Brian A.	(308)238-8010	() - -	stonesb21@hotmail.com	R	M
16-4374	Stover, JJ	(308)440-9244	() - -		R	M
1494-3222	Van Pelt, Grant L.	(308)325-4228	() - -	gvp_06@hotmail.com	R	M
1494-1939	Vollmer, Douglas "Doug" K.	(308)440-4198	() - -	vollmerdouglas@yahoo.com	R	M
1505-350	Weiser, Delbert G.	(308)216-0707	() - -		R	M
6201-92	Wirth, Logan M.	(308)233-3915	() - -		R	M

Big Eight League Championship

Big Apple Fun Center

This report is for scores bowled March 29

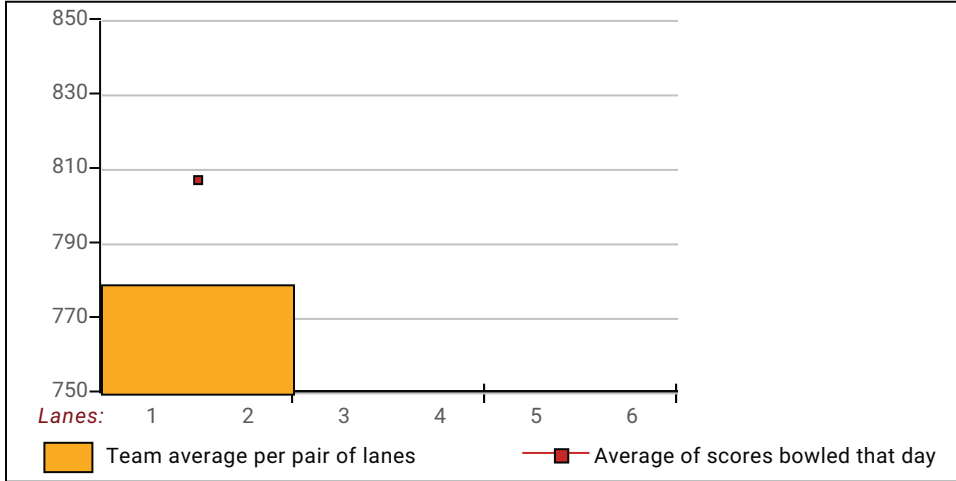
This Week's Statistics: Lefties vs Righties

Unless designated left handed, bowlers are considered right handed.

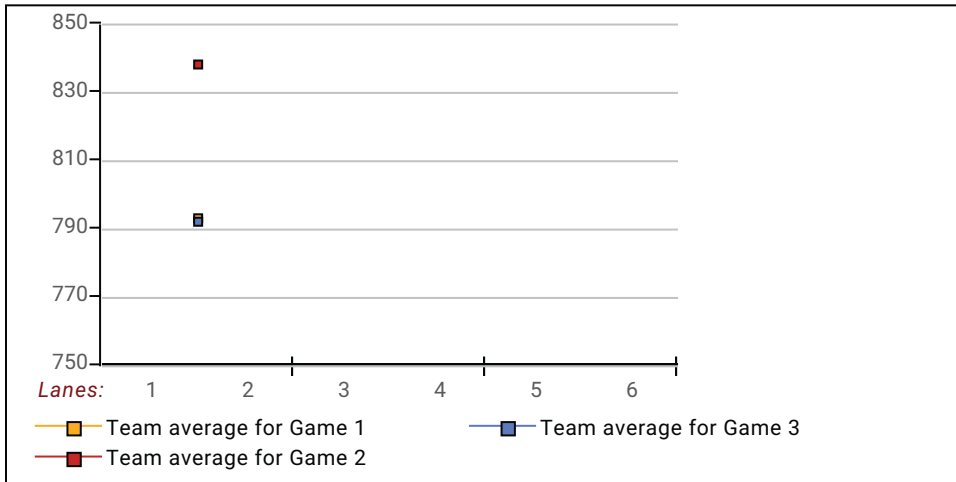
	Over All	Right	Left
How many people bowled	10	9	1
Number of games bowled	30	27	3
Actual average of week's scores	161.60	159.89	177.00
How many games above average	17	15	2
How many games below average	13	12	1
Pins above/below average per game	5.70	6.00	3.00
How many people raised average	7	6	1
by this amount	0.50	0.56	0.10
How many people went down	3	3	--
by this amount	-0.87	-0.87	0.00
League average before bowling	156.52	154.51	174.59
League average after bowling	156.61	154.60	174.69
Change in league average	0.09	0.08	0.10
800s	--	--	--
775s	--	--	--
750s	--	--	--
725s	--	--	--
700s	--	--	--
675s	--	--	--
650s	--	--	--
625s	--	--	--
600s	--	--	--
575s	2	2	--
550s	1	1	--
525s	1	--	1
500s	1	1	--
475s	--	--	--
450s	--	--	--
425s	1	1	--
400s	2	2	--
below 400	2	2	--
300s	--	--	--
275s	--	--	--
250s	--	--	--
225s	2	2	--
200s	2	2	--
175s	5	3	2
150s	8	8	--
125s	10	9	1
100s	3	3	--
below 100	--	--	--

This report is for scores bowled March 29

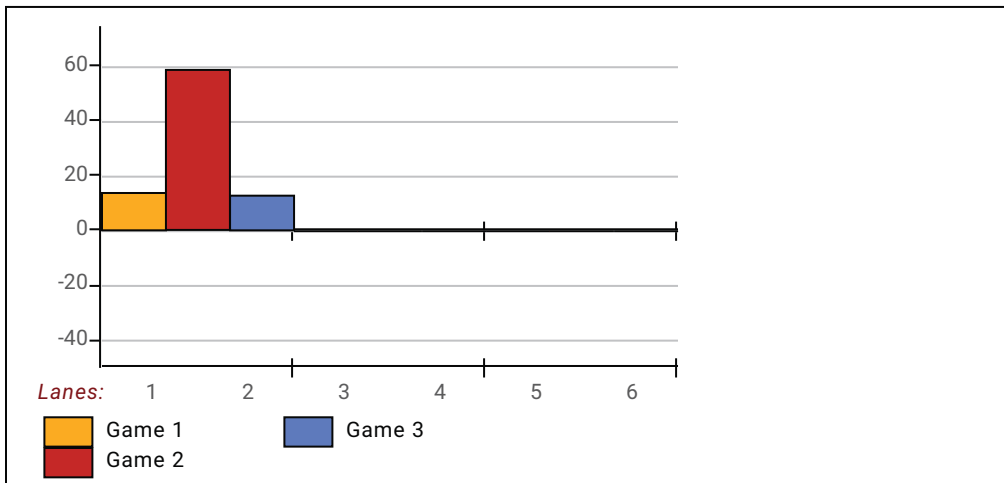
Team Average vs Ave of Scores



Average of Scores for Each Game

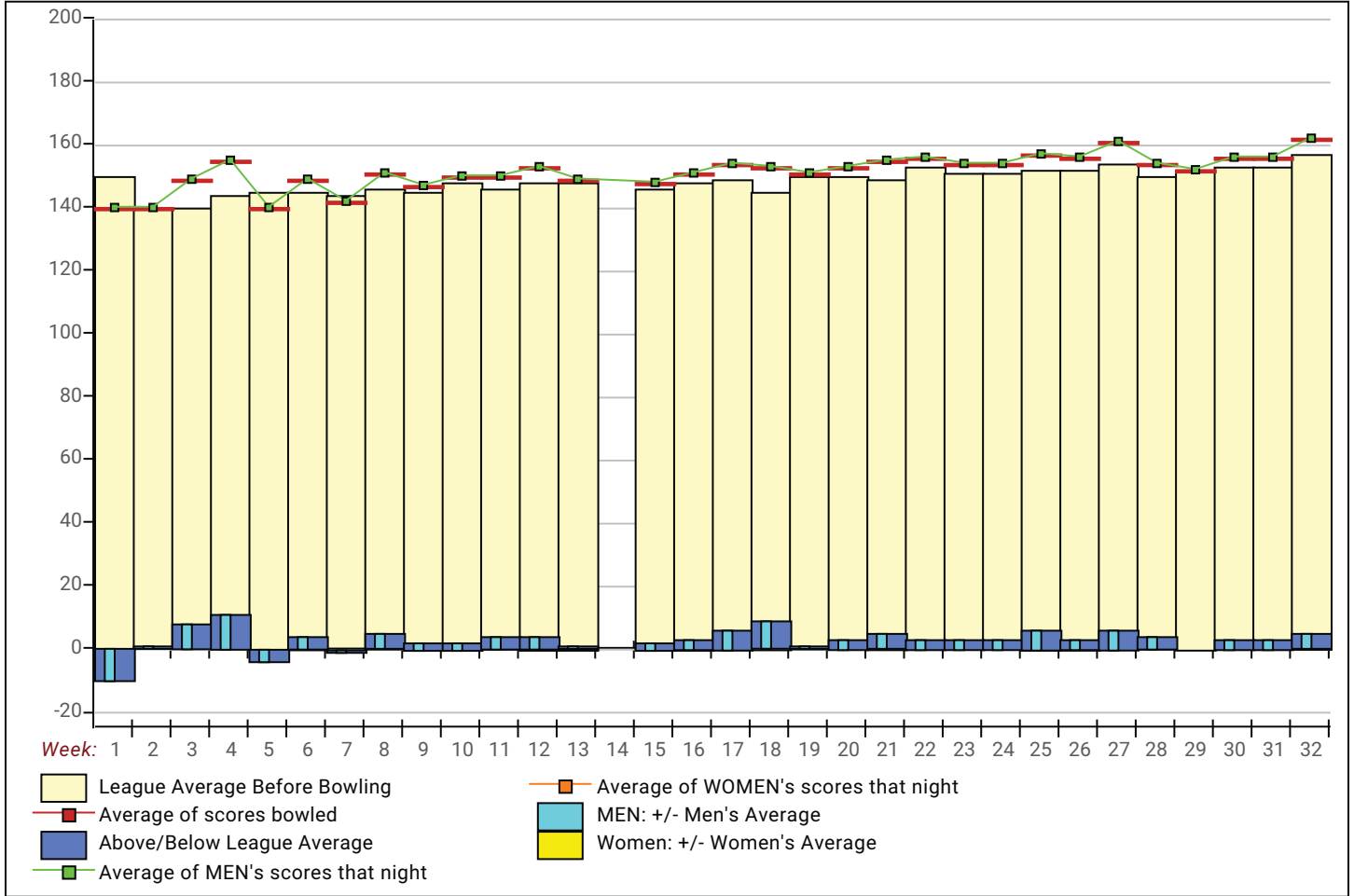


Amount Over/Under Team Average



This report is for scores bowled March 29

League Average Week-by-Week



League Average Statistics for Last Week

	League	Right Hand	Left Hand
League Average Before Bowling	156.52	154.51	174.59
Average of scores bowled that night	161.60	159.89	177.00
New League Average After Bowling	156.61	154.60	174.69
Change in League Average	.09	.08	.10
People Who Bowled Over Average	7	6	1
People Who Bowled Under Average	3	3	
Average Amount of Series Over Avg	40.00	45.17	9.00
Average Amount of Series Under Avg	-36.33	-36.33	
Difference Avg, NiteAvg	5.70	6.00	3.00
Number of Bowlers	10	9	1
Number of Games Bowled	30	27	3
People Who Raised Their Average	7	6	1
Raised By an Average of This Amount	.50	.56	.10
People Who Lowered Their Average	3	3	
Lowered By an Average of This Amou	-.87	-.87	
Number of Games Bowled Over Avera	17	15	2
Number of Games Bowled Under Avera	13	12	1

Note: Averages are based only on people who bowled.

Friday 6:30 pm

Big Apple Fun Center

Lanes 1 - 6

If you have questions, please contact

Brent Bayne (308)240-0075 2115 W 37th St, Kearney, NE 68847
Send E-mail to: bbayne83@gmail.com

*Note: This report includes information through March 29***Awards Earned This Week**

Name	USBC ID Number	Award Average	Award Games	G1	G2	G3	Series	Award Score	Award Received
Kevin J. Schroeder	1494-2553 USBC	179	78	133	238	215	586	238	225 Game (Local Assoc. Awards)
Matthew J. Spotanski	18-1927 USBC	120	66	165	150	109	424	424	400 Series (Local Assoc. Awards)
	18-1927 USBC	120	66	165	150	109	424	165	150 Game (Local Assoc. Awards)
	18-1927 USBC	120	66	165	150	109	424	150	150 Game (Local Assoc. Awards)
Brian A. Stones	1494-2362 USBC	176	78	170	243	174	587	243	225 Game (Local Assoc. Awards)

Friday 6:30 pm

Big Apple Fun Center

Lanes 1 - 6

Team Standings

Place	Team Name	Points	Points
		Won	Lost
1	Walter's Electric	7	3
2	JD's Bar	3	7

**** Although not shown, standings are determined by points only for the current part*

Last Week's Top Scores

Scratch Game		Scratch Series		Handicap Game		Handicap Series	
243	Brian Stones	587	Brian Stones	277	Brian Stones	694	Matt Spotanski
238	Kevin Schroeder	586	Kevin Schroeder	269	Kevin Schroeder	689	Brian Stones
202	Brent Bayne	564	Brent Bayne	255	Matt Spotanski	679	Kevin Schroeder
194	Devon Smith	531	Devon Smith	248	Jason McCaslin	668	Andrew Becker
192	Andrew Becker	512	Andrew Becker	244	Andrew Becker	663	Brent Bayne
168	Jason McCaslin	444	JD Einspahr	235	Brent Bayne	658	Jason McCaslin
165	Matt Spotanski	424	Matt Spotanski	230	Devon Smith	639	Devon Smith
157	JD Einspahr	418	Jason McCaslin	219	JD Einspahr	630	JD Einspahr
146	Jeff Rodriguez	399	Randall Purdy	213	Jeff Rodriguez	584	Jeff Rodriguez
138	Randall Purdy	383	Jeff Rodriguez	194	Randall Purdy	567	Randall Purdy