

Town & Country 2017-18

Sunday 6:30 pm

Big Apple Fun Center

Lanes 1 - 14

President: Johnny Krotz (308)440-9799 is on Lane 6 Vice President: Rich Lopez (308)237-3804 is on Lane 5
 Secretary/Treasurer: Trish Hancock (308)440-6787 is on Lane 6

Team Standings

Place	#	Team Name	Points Won	Points Lost	%Won	Pins + HDCP	Scratch Pins	Ave p/gm	Year-To-Date WON	Y-T-D LOST	Y-T-D % WON
1	1	Pin Seekers	46	18	71.9	37405	29371	611	46	18	71.9
2	10	Galen's Pro Shop	44½	19½	69.5	38640	34950	728	44½	19½	69.5
3	12	Pin Ups	42	22	65.6	37294	29311	610	42	22	65.6
4	14	Trouble Makers	37	27	57.8	37726	28717	598	37	27	57.8
5	5	Pin Warriors	36	28	56.3	37694	27323	569	36	28	56.3
6	8	We Attempt	36	28	56.3	37462	29590	616	36	28	56.3
7	4	Bang Ding Owe	33	31	51.6	36773	27566	574	33	31	51.6
8	9	We're Not Dead Yet	32½	31½	50.8	37087	25282	526	32½	31½	50.8
9	7	Cruizers	32	32	50.0	37510	28471	593	32	32	50.0
10	3	Angry Bowlers	29	35	45.3	37797	29772	620	29	35	45.3
11	11	Teachers & Creepers	27	37	42.2	37709	30278	630	27	37	42.2
12	6	Spare Me	24	40	37.5	37122	23511	489	24	40	37.5
13	13	Smok'n Aces	22	42	34.4	37129	23356	486	22	42	34.4
14	2	Bye	7	57	10.9	0	0		7	57	10.9

Review of Last Week's Bowling.....

Lanes	Team Name	HDCP -1-	HDCP -2-	HDCP -3-	HDCP Total	Last Wk WON	Team Name	HDCP -1-	HDCP -2-	HDCP -3-	HDCP Total	Last Wk WON
1-2	Pin Seekers	797	720	749	2266	1	<---> Galen's Pro Shop	784	752	770	2306	3
3-4	Pin Ups	762	794	787	2343	3	<---> Trouble Makers	808	730	731	2269	1
5-6	Pin Warriors	707	788	781	2276	1	<---> We Attempt	812	803	779	2394	3
7-8	Bang Ding Owe	761	826	800	2387	2	<---> Cruizers	825	791	796	2412	2
9-10	We're Not Dead Yet	883	795	813	2491	3	<---> Angry Bowlers	803	835	786	2424	1
11-12	Teachers & Creepers	892	733	816	2441	3	<---> Smok'n Aces	817	754	779	2350	1
13-14	Spare Me	732	804	783	2319	4	<---> Bye	0	0	0	0	0

Lane Assignments

	1-2	3-4	5-6	7-8	9-10	11-12	13-14	
17	12/17	10-11	3-13	6-7	12-1	2-4	9-8	14-5
18	01/07	5-3	11-8	4-12	7-14	6-9	2-13	1-10
19	01/14	6-4	7-12	9-2	13-8	5-10	14-1	11-3

Last Week's Top Scores

Team Scratch Game	Team Scratch Series	Team Handicap Game	Team Handicap Series
737 Teachers & Creepers	1976 Teachers & Creepers	892 Teachers & Creepers	2491 We're Not Dead Yet
671 Angry Bowlers	1932 Angry Bowlers	883 We're Not Dead Yet	2441 Teachers & Creepe
655 Galen's Pro Shop	1919 Galen's Pro Shop	835 Angry Bowlers	2424 Angry Bowlers
646 Cruizers	1875 Cruizers	826 Bang Ding Owe	2412 Cruizers
638 We're Not Dead Yet	1820 Bang Ding Owe	825 Cruizers	2394 We Attempt
637 Bang Ding Owe	1812 We Attempt	817 Smok'n Aces	2387 Bang Ding Owe
627 Pin Seekers	1756 Pin Seekers	812 We Attempt	2350 Smok'n Aces
626 Trouble Makers	1756 We're Not Dead Yet	808 Trouble Makers	2343 Pin Ups
618 We Attempt	1725 Pin Ups	804 Spare Me	2319 Spare Me
588 Pin Ups	1723 Trouble Makers	797 Pin Seekers	2306 Galen's Pro Shop
582 Pin Warriors	1658 Pin Warriors	794 Pin Ups	2276 Pin Warriors
579 Smok'n Aces	1636 Smok'n Aces	788 Pin Warriors	2269 Trouble Makers
530 Spare Me	1497 Spare Me	784 Galen's Pro Shop	2266 Pin Seekers

Last Week's Top Scores - Continued

	<u>Scratch Game</u>	<u>Scratch Series</u>	<u>Handicap Game</u>	<u>Handicap Series</u>	
Men	245 Dustin Graham	630 Dustin Graham	245 Dustin Graham	649 Rick Maier	
	219 Jon Rood	612 Randy Durand	244 Jon Rood	645 Randy Durand	
	212 Randy Durand	574 Nick Kidd	235 Rick Maier	630 Dustin Graham	
	210 Nick Kidd	551 Anthony Jenneman	228 Allen Noltersmeier	619 Keith Koupal	
	199 Rick Maier	541 Rick Maier	225 Nick Kidd	619 Nick Kidd	
	199 Anthony Jenneman	527 JJ Srack	224 Rich Hancock	614 Allen Noltersmeier	
	191 Jerome Bilslend	527 Jon Rood	223 Randy Durand	602 Jon Rood	
	191 JJ Srack	524 Jerome Bilslend	222 John Allison	597 Craig Schutt	
	191 Nick Stockton	507 Nick Stockton	220 Keith Koupal	591 Nick Stockton	
	190 Rich Hancock	507 Craig Boyd	219 Nick Stockton	590 JJ Srack	
	190 Johnny Krotz				
	Women	236 Dani Krotz	561 Amanda Rood	273 Dani Krotz	680 Dee Durand
		204 Amanda Rood	553 Michelle Limbach	243 Ashley Hancock	668 Samantha Liebhart
203 Michelle Limbach		550 Dani Krotz	240 Dee Durand	663 Amanda Rood	
189 Samantha Liebhart		536 Samantha Liebhart	239 Michelle Peterson	661 Dani Krotz	
189 Ashley Hancock		483 Karen Lopez	238 Amanda Rood	654 Jen Kidd	
187 Tennille Allison		483 Tennille Allison	233 Samantha Liebhart	644 Michelle Peterson	
176 Allie Moore		479 Dee Durand	228 Tammy Koupal	621 Karen Lopez	
174 Cindy Gibbons		475 Cindy Gibbons	226 Tennille Allison	619 Cindy Gibbons	
173 Dee Durand		465 Tracey Gowen	225 Jen Kidd	616 Michelle Limbach	
170 Tina Brandt		464 Michelle Krotz	224 Michelle Limbach	603 Tracey Gowen	
			224 Tina Brandt	603 Michele Marienau	

Season High Scores

	<u>Team Scratch Game</u>	<u>Team Scratch Series</u>	<u>Team Handicap Game</u>	<u>Team Handicap Series</u>
	889 Galen's Pro Shop	2429 Galen's Pro Shop	948 Galen's Pro Shop	2627 Galen's Pro Shop
	740 Pin Seekers	2065 Teachers & Creepers	912 Spare Me	2573 Angry Bowlers
	737 Teachers & Creepers	2060 Angry Bowlers	905 Pin Seekers	2534 Trouble Makers
	713 We Attempt	2011 We Attempt	903 Trouble Makers	2533 Teachers & Creepe
	706 Pin Ups	1987 Pin Ups	892 Teachers & Creepers	2531 Cruizers
	706 Trouble Makers	1953 Trouble Makers	888 Smok'n Aces	2512 We Attempt
	693 Angry Bowlers	1915 Bang Ding Owe	883 We're Not Dead Yet	2499 Pin Warriors
	688 Bang Ding Owe	1914 Pin Seekers	875 Bang Ding Owe	2497 Bang Ding Owe
	680 Cruizers	1909 Cruizers	875 We Attempt	2491 We're Not Dead Yet
	654 Pin Warriors	1878 Pin Warriors	871 Cruizers	2470 Pin Ups
	638 We're Not Dead Yet	1797 We're Not Dead Yet	867 Pin Ups	2441 Pin Seekers
	628 Spare Me	1640 Smok'n Aces	864 Angry Bowlers	2425 Smok'n Aces
	603 Smok'n Aces	1574 Spare Me	860 Pin Warriors	2418 Spare Me
Men	<u>Scratch Game</u>	<u>Scratch Series</u>	<u>Handicap Game</u>	<u>Handicap Series</u>
	269 Dustin Graham	724 Dustin Graham	299 Rich Lopez	767 Rich Hancock
	268 Anthony Jenneman	716 Anthony Jenneman	278 Randy Durand	742 Bobby Gillming
	263 Randy Durand	641 Randy Durand	273 Rich Hancock	724 Dustin Graham
	258 Rich Lopez	636 Nick Kidd	273 Malcolm Durand	716 Anthony Jenneman
	245 Jerome Bilslend	634 Bobby Gillming	271 Craig Boyd	708 Craig Boyd
	245 Calvin Durand	630 Jerome Bilslend	271 Chris Flodine	699 Jerome Bilslend
	235 Craig Boyd	624 Beau Hansen	270 Bobby Gillming	698 Galen Keas
	235 Galen Keas	623 Craig Boyd	269 Dustin Graham	697 Chris Flodine
	235 Nick Kidd	617 Rich Hancock	268 Anthony Jenneman	694 Nick Stockton
	234 Bobby Gillming	617 Calvin Durand	268 Calvin Durand	693 Jason Gowen
				693 Beau Hansen
	Women	280 Sarah Halkyard	654 Sarah Halkyard	284 Sarah Halkyard
247 Michelle Limbach		630 Michelle Limbach	273 Dani Krotz	699 Tennille Allison
236 Dani Krotz		570 Tennille Allison	268 Michelle Limbach	690 Michelle Limbach
225 Amanda Rood		561 Amanda Rood	264 Tina Brandt	689 Tracey Gowen
215 Allie Moore		552 Dani Krotz	263 Amanda Rood	680 Dee Durand
214 Samantha Liebhart		543 Samantha Liebhart	260 Michelle Krotz	678 Samantha Liebhart
209 Tina Brandt		540 Allie Moore	253 Tracey Gowen	674 Trish Hancock
208 Tennille Allison		533 Tracey Gowen	252 Ashley Hancock	673 Angie Hauserman
207 Michelle Krotz		521 Shelley Groothuis	251 Kristi Gruhn	669 Dani Krotz
202 Chris Stockton		517 Ashley Hancock	251 Tennille Allison	666 Sarah Halkyard

Team Rosters

1 - Pin Seekers

Name	Ave	HDCP	Pins	Gms	High Game	High Sers	HDCP Game	HDCP Sers	Most Improved Ave +/-	To Raise Avg +1	To Drop Avg -1	Weekly Over Ave Series Ave +/-
Chris Stockton	141	53	6349	45	202	502	247	664	149 -7.91	467	418	394 - 423=-29
Shannon Mitchell	136	57	3264	24	182	473	243	656	136 0.00	435	407	
JJ Srack	176	21	8448	48	232	602	265	688	172 +4.00	579	527	527 - 528=-1
Nick Stockton	168	28	7097	42	224	592	258	694	169 -0.02	508	462	507 - 504=3
Christy Srack	122	70	2938	24	168	400	237	608	124 -1.58	383	355	328 - 372=-44

2 - Bye

3 - Angry Bowlers

Name	Ave	HDCP	Pins	Gms	High Game	High Sers	HDCP Game	HDCP Sers	Most Improved Ave +/-	To Raise Avg +1	To Drop Avg -1	Weekly Over Ave Series Ave +/-
Edie Timko	123	69	5544	45	164	430	238	646	123 +0.20	408	359	352 - 369=-17
Dee Durand	127	65	6137	48	173	479	240	680	132 -4.15	391	339	479 - 375=104
Calvin Durand	180	18	8668	48	245	617	268	686	174 +6.58	563	511	489 - 543=-54
Randy Durand	188	10	9065	48	263	641	278	681	181 +7.85	574	522	612 - 561=51
Mikki Mitchell	119	72	358	3	131	358	203	574		362	355	

4 - Bang Ding Owe

Name	Ave	HDCP	Pins	Gms	High Game	High Sers	HDCP Game	HDCP Sers	Most Improved Ave +/-	To Raise Avg +1	To Drop Avg -1	Weekly Over Ave Series Ave +/-
Chris Flodine	132	61	5578	42	208	508	271	697	125 +7.81	407	361	373 - 399=-26
Cindy Gibbons	146	48	7045	48	184	489	234	639	150 -3.23	452	400	475 - 438=37
Shelley Groothuis	148	46	5799	39	201	521	248	662	153 -4.31	459	416	431 - 447=-16
Rick Maier	161	35	4361	27	222	564	258	672	162 -0.48	499	468	541 - 477=64

5 - Pin Warriors

Name	Ave	HDCP	Pins	Gms	High Game	High Sers	HDCP Game	HDCP Sers	Most Improved Ave +/-	To Raise Avg +1	To Drop Avg -1	Weekly Over Ave Series Ave +/-
Angie Hauserman	143	51	6476	45	185	514	238	673	140 +3.91	436	387	403 - 432=-29
Jeff Snodgrass	120	72	5760	48	169	460	242	679	120 0.00	411	359	358 - 360=-2
Allie Moore	159	36	6702	42	215	540	249	648	157 +2.57	498	452	444 - 480=-36
Craig Schutt	146	48	7051	48	189	501	248	663	141 +5.90	446	394	453 - 438=15
Rose Hemmingsen	150	45	452	3	186	452	231	587		454	447	

6 - Spare Me

Name	Ave	HDCP	Pins	Gms	High Game	High Sers	HDCP Game	HDCP Sers	Most Improved Ave +/-	To Raise Avg +1	To Drop Avg -1	Weekly Over Ave Series Ave +/-
Richelle Verbeck	115	76	4162	36	159	402	243	654	112 +3.61	362	322	341 - 345=-4
Karen Lopez	149	45	6711	45	198	483	244	622	145 +4.13	489	440	483 - 444=39
Tyler Krotz	69	117	3275	47	112	252	231	612	65 +4.68	225	174	231 - 207=24
Rich Lopez	160	36	6902	43	258	519	299	669	151 +9.51	504	457	442 - 483=-41

7 - Cruizers

Name	Ave	HDCP	Pins	Gms	High Game	High Sers	HDCP Game	HDCP Sers	Most Improved Ave +/-	To Raise Avg +1	To Drop Avg -1	Weekly Over Ave Series Ave +/-
Trish Hancock	126	66	5706	45	170	461	241	674	127 -0.20	390	341	
Michelle Krotz	149	45	3146	21	207	501	260	660	149 +0.81	454	429	464 - 447=17
Rich Hancock	162	34	7462	46	223	617	273	767	153 +9.22	525	475	478 - 486=-8
Johnny Krotz	168	28	8079	48	233	577	261	661	171 -2.69	540	488	505 - 504=1
Michelle Peterson	127	65	1151	9	167	428	239	644		385	372	428 - 360=68

8 - We Attempt

Name	Ave	HDCP	Pins	Gms	High Game	High Sers	HDCP Game	HDCP Sers	Most Improved Ave +/-	To Raise Avg +1	To Drop Avg -1	Weekly Over Ave Series Ave +/-
Ashley Hancock	140	54	6309	45	190	517	252	703	141 -0.80	459	410	410 - 420=-10
Dani Krotz	159	36	7663	48	236	552	273	669	160 -0.35	497	445	550 - 474=76
Richard Serr	159	36	7636	48	207	537	246	654	156 +3.08	524	472	464 - 477=-13
Larry Lambrecht	164	32	6892	42	207	547	234	649	165 -0.90	533	487	
Stuart Hollander	127	65	763	6	155	388	222	589		389	379	388 - 375=13

9 - We're Not Dead Yet

<u>Name</u>	<u>Ave</u>	<u>HDCP</u>	<u>Pins</u>	<u>Gms</u>	<u>High Game</u>	<u>High Sers</u>	<u>HDCP Game</u>	<u>HDCP Sers</u>	<u>Most Improved Ave +/-</u>	<u>To Raise Avg +1</u>	<u>To Drop Avg -1</u>	<u>Weekly Over Ave Series Ave +/-</u>
Tammy Koupal	107	83	3855	36	144	347	228	601	104 +3.08	357	317	347 - 318=29
Jen Kidd	114	77	1710	15	143	408	225	654		360	341	408 - 324=84
Keith Koupal	130	63	4296	33	169	435	233	627	128 +2.18	420	383	427 - 384=43
Nick Kidd	184	14	5534	30	235	636	250	681	187 -2.53	571	537	574 - 549=25
Kim Hodges	114	77	3785	33	152	382	232	624	113 +1.70	355	318	
Bryan Hodges	149	45	4935	33	192	488	238	631	150 -0.45	465	428	

10 - Galen's Pro Shop

<u>Name</u>	<u>Ave</u>	<u>HDCP</u>	<u>Pins</u>	<u>Gms</u>	<u>High Game</u>	<u>High Sers</u>	<u>HDCP Game</u>	<u>HDCP Sers</u>	<u>Most Improved Ave +/-</u>	<u>To Raise Avg +1</u>	<u>To Drop Avg -1</u>	<u>Weekly Over Ave Series Ave +/-</u>
Lois Keas	78	109	1641	21	107	285	214	606	78 +0.14	255	230	185 - 240=-55
Michelle Limbach	177	20	8504	48	247	630	268	690	182 -4.83	574	522	553 - 528=25
Galen Keas	170	27	3584	21	235	605	266	698	170 +0.67	520	495	
Dustin Graham	216	0	10390	48	269	724	269	724	216 +0.46	677	625	630 - 648=-18
Sarah Halkyard	194	5	4673	24	280	654	284	666	193 +1.71	592	564	
Anthony Jenneman	209	0	5645	27	268	716	268	716	216 -6.93	655	624	551 - 636=-85
Krista Wiester	171	26	513	3	183	513	209	591		519	512	

11 - Teachers & Creepers

<u>Name</u>	<u>Ave</u>	<u>HDCP</u>	<u>Pins</u>	<u>Gms</u>	<u>High Game</u>	<u>High Sers</u>	<u>HDCP Game</u>	<u>HDCP Sers</u>	<u>Most Improved Ave +/-</u>	<u>To Raise Avg +1</u>	<u>To Drop Avg -1</u>	<u>Weekly Over Ave Series Ave +/-</u>
Tennille Allison	157	38	7541	48	208	570	251	699	151 +6.10	517	465	483 - 468=15
Amanda Rood	164	32	7881	48	225	561	263	663	158 +6.19	534	482	561 - 486=75
John Allison	136	57	6561	48	178	449	235	617	137 -0.31	426	374	405 - 408=-3
Jon Rood	172	25	8295	48	219	604	244	673	179 -6.19	528	476	527 - 516=11

12 - Pin Ups

<u>Name</u>	<u>Ave</u>	<u>HDCP</u>	<u>Pins</u>	<u>Gms</u>	<u>High Game</u>	<u>High Sers</u>	<u>HDCP Game</u>	<u>HDCP Sers</u>	<u>Most Improved Ave +/-</u>	<u>To Raise Avg +1</u>	<u>To Drop Avg -1</u>	<u>Weekly Over Ave Series Ave +/-</u>
Samantha Liebhart	153	42	7364	48	214	543	250	678	154 -0.58	490	438	536 - 453=83
Malcolm Durand	134	59	6056	45	216	490	273	661	139 -4.42	424	375	362 - 405=-43
Chris Hansen	153	42	4155	27	191	494	227	609	154 -0.11	465	434	
Beau Hansen	180	18	3245	18	231	624	254	693		556	534	
Jerome Bilslend	185	13	5567	30	245	630	259	699	182 +3.57	571	537	524 - 558=-34
Lynn Watson	97	92	2055	21	141	315	235	607	97 +0.86	297	272	303 - 291=12

13 - Smok'n Aces

<u>Name</u>	<u>Ave</u>	<u>HDCP</u>	<u>Pins</u>	<u>Gms</u>	<u>High Game</u>	<u>High Sers</u>	<u>HDCP Game</u>	<u>HDCP Sers</u>	<u>Most Improved Ave +/-</u>	<u>To Raise Avg +1</u>	<u>To Drop Avg -1</u>	<u>Weekly Over Ave Series Ave +/-</u>
Allen Noltersmeier	108	82	5199	48	157	365	244	614	103 +5.31	360	308	365 - 321=44
Michele Marienau	106	84	5101	48	135	372	220	605	108 -1.73	356	304	348 - 315=33
Kristi Gruhn	146	48	1758	12	187	478	251	649		447	431	416 - 447=-31
Craig Boyd	172	25	8279	48	235	623	271	708	173 -0.52	544	492	507 - 516=-9
Paula Herrick	84	104	1771	21	119	273	225	591	84 +0.33	269	244	

14 - Trouble Makers

<u>Name</u>	<u>Ave</u>	<u>HDCP</u>	<u>Pins</u>	<u>Gms</u>	<u>High Game</u>	<u>High Sers</u>	<u>HDCP Game</u>	<u>HDCP Sers</u>	<u>Most Improved Ave +/-</u>	<u>To Raise Avg +1</u>	<u>To Drop Avg -1</u>	<u>Weekly Over Ave Series Ave +/-</u>
Tracey Gowen	149	45	7163	48	201	533	253	689	142 +7.23	487	435	465 - 444=21
Tina Brandt	139	54	6294	45	209	496	264	658	137 +2.87	426	377	390 - 420=-30
Jason Gowen	130	63	5889	45	169	498	237	693	125 +5.87	399	350	386 - 393=-7
CJ Brandt	175	22	5797	33	226	609	251	677	171 +4.67	539	502	482 - 531=-49
Bobby Gillming	176	21	3178	18	234	634	270	742		539	517	

Temporary Substitutes Division 1: Enter Div Label

Women Division 1: Enter Div Label

<u>Name</u>	<u>Ave</u>	<u>HDCP</u>	<u>Pins</u>	<u>Gms</u>	<u>High Game</u>	<u>High Sers</u>	<u>HDCP Game</u>	<u>HDCP Sers</u>	<u>Most Improved Ave +/-</u>	<u>To Raise Avg +1</u>	<u>To Drop Avg -1</u>	<u>Weekly Over Ave Series Ave +/-</u>
Frances Hancock	118	73	1781	15	150	396	211	579		361	342	

Individual High Averages

Men				Women			
	216.46	Dustin Graham			194.71	Sarah Halkyard	
	209.07	Anthony Jenneman			177.17	Michelle Limbach	
	188.85	Randy Durand			164.19	Amanda Rood	
	185.57	Jerome Bilslend			159.65	Dani Krotz	
	184.47	Nick Kidd			159.57	Allie Moore	
	180.58	Calvin Durand			157.10	Tennille Allison	
	176.00	JJ Srack			153.89	Chris Hansen	
	175.67	CJ Brandt			153.42	Samantha Liebhart	
	172.81	Jon Rood			149.81	Michelle Krotz	
	172.48	Craig Boyd			149.23	Tracey Gowen	

Most Improved Average

Men					Women					
	151	to	160.51	= +9.51	Rich Lopez		142	to	149.23 = +7.23	Tracey Gowen
	153	to	162.22	= +9.22	Rich Hancock		158	to	164.19 = +6.19	Amanda Rood
	181	to	188.85	= +7.85	Randy Durand		151	to	157.10 = +6.10	Tennille Allison
	125	to	132.81	= +7.81	Chris Flodine		145	to	149.13 = +4.13	Karen Lopez
	174	to	180.58	= +6.58	Calvin Durand		140	to	143.91 = +3.91	Angie Hauserman
	141	to	146.90	= +5.90	Craig Schutt		112	to	115.61 = +3.61	Richelle Verbeck
	125	to	130.87	= +5.87	Jason Gowen		104	to	107.08 = +3.08	Tammy Koupal
	103	to	108.31	= +5.31	Allen Noltersmeier		137	to	139.87 = +2.87	Tina Brandt
	65	to	69.68	= +4.68	Tyler Krotz		157	to	159.57 = +2.57	Allie Moore
	171	to	175.67	= +4.67	CJ Brandt		193	to	194.71 = +1.71	Sarah Halkyard

Town & Country 2017-18

Big Apple Fun Center

Reprint of Scores -- Week 16

Lane 1 1 - Pin Seekers Week 16 12/10/2017

Name	Old	Old						HDCP
	Ave	HDCP	-1-	-2-	-3-	Total	Total	
Chris M. Stockton	141	53	119	132	143	394	553	
Christy Srack	124	68	136	95	97	328	532	
JJ Srack	176	21	181	155	191	527	590	
Nick J. Stockton	168	28	191	168	148	507	591	
			====	====	====	====	====	
Scratch Total			627	550	579	1756	1756	
Handicap			170	170	170		510	
Total			797	720	749	1756	2266	
Team Points Won			1.0	0.0	0.0	1.0	1.0	

Lane 2 10 - Galen's Pro Shop Week 16 12/10/2017

Name	Old	Old						HDCP
	Ave	HDCP	-1-	-2-	-3-	Total	Total	
Lois J. Keas	80	108	42	59	84	185	509	
Michelle L. Limbach	176	21	175	175	203	553	616	
Anthony A. Jenneman	212	0	193	199	159	551	551	
Dustin W. Graham	216	0	245	190	195	630	630	
			====	====	====	====	====	
Scratch Total			655	623	641	1919	1919	
Handicap			129	129	129		387	
Total			784	752	770	1919	2306	
Team Points Won			0.0	1.0	1.0	3.0	3.0	

Lane 3 12 - Pin Ups Week 16 12/10/2017

Name	Old	Old						HDCP
	Ave	HDCP	-1-	-2-	-3-	Total	Total	
Samantha J. Liebhart	151	44	169	178	189	536	668	
Jerome K. Bilslend	186	12	158	175	191	524	560	
Malcolm R. Durand	135	58	114	136	112	362	536	
Lynn M. Watson	97	92	115	99	89	303	579	
			====	====	====	====	====	
Scratch Total			556	588	581	1725	1725	
Handicap			206	206	206		618	
Total			762	794	787	1725	2343	
Team Points Won			0.0	1.0	1.0	3.0	3.0	

Lane 4 14 - Trouble Makers Week 16 12/10/2017

Name	Old	Old						HDCP
	Ave	HDCP	-1-	-2-	-3-	Total	Total	
Tracey Gowen	148	46	152	159	154	465	603	
Tina M. Brandt	140	54	170	127	93	390	552	
Jason J. Gowen	131	62	119	130	137	386	572	
CJ Brandt	177	20	185	132	165	482	542	
			====	====	====	====	====	
Scratch Total			626	548	549	1723	1723	
Handicap			182	182	182		546	
Total			808	730	731	1723	2269	
Team Points Won			1.0	0.0	0.0	1.0	1.0	

Lane 5 5 - Pin Warriors Week 16 12/10/2017

Name	Old	Old						HDCP
	Ave	HDCP	-1-	-2-	-3-	Total	Total	
Angie C. Hauserman	144	50	140	139	124	403	553	
Jeff D. Snodgrass	120	72	99	131	128	358	574	
Allie E. Moore	160	36	102	176	166	444	552	
Craig A. Schutt	146	48	160	136	157	453	597	
			====	====	====	====	====	
Scratch Total			501	582	575	1658	1658	
Handicap			206	206	206		618	
Total			707	788	781	1658	2276	
Team Points Won			0.0	0.0	1.0	1.0	1.0	

Lane 6 8 - We Attempt Week 16 12/10/2017

Name	Old	Old						HDCP
	Ave	HDCP	-1-	-2-	-3-	Total	Total	
Ashley K. Hancock	140	54	101	120	189	410	572	
Dani Krotz	158	37	236	188	126	550	661	
Richard M. Serr	159	36	152	174	138	464	572	
Stuart L. Hollander	125	67	129	127	132	388	589	
			====	====	====	====	====	
Scratch Total			618	609	585	1812	1812	
Handicap			194	194	194		582	
Total			812	803	779	1812	2394	
Team Points Won			1.0	1.0	0.0	3.0	3.0	

Lane 7 4 - Bang Ding Owe Week 16 12/10/2017

Name	Old	Old						HDCP
	Ave	HDCP	-1-	-2-	-3-	Total	Total	
Chris Flodine	133	60	101	143	129	373	553	
Cindy Gibbons	146	48	156	174	145	475	619	
Shelley L. Groothuis	149	45	155	121	155	431	566	
Rick E. Maier	159	36	160	199	182	541	649	
			====	====	====	====	====	
Scratch Total			572	637	611	1820	1820	
Handicap			189	189	189		567	
Total			761	826	800	1820	2387	
Team Points Won			0.0	1.0	1.0	2.0	2.0	

Lane 8 7 - Cruizers Week 16 12/10/2017

Name	Old	Old						HDCP
	Ave	HDCP	-1-	-2-	-3-	Total	Total	
Michelle Peterson	120	72	98	167	163	428	644	
Michelle R. Krotz	149	45	168	164	132	464	599	
Rich Hancock	162	34	190	124	164	478	580	
Johnny Krotz	168	28	190	157	158	505	589	
			====	====	====	====	====	
Scratch Total			646	612	617	1875	1875	
Handicap			179	179	179		537	
Total			825	791	796	1875	2412	
Team Points Won			1.0	0.0	0.0	2.0	2.0	

Lane 9 9 - We're Not Dead Yet Week 16 12/10/2017

Name	Old	Old						HDCP
	Ave	HDCP	-1-	-2-	-3-	Total	Total	
Tammy Koupal	106	84	144	90	113	347	599	
Jen Kidd	108	82	138	143	127	408	654	
Keith D. Koupal	128	64	146	156	125	427	619	
Nick Kidd	183	15	210	161	203	574	619	
			====	====	====	====	====	
Scratch Total			638	550	568	1756	1756	
Handicap			245	245	245		735	
Total			883	795	813	1756	2491	
Team Points Won			1.0	0.0	1.0	3.0	3.0	

Lane 10 3 - Angry Bowlers Week 16 12/10/2017

Name	Old	Old						HDCP
	Ave	HDCP	-1-	-2-	-3-	Total	Total	
Edie Timko	123	69	133	111	108	352	559	
Dee I. Durand	125	67	167	173	139	479	680	
Calvin L. Durand	181	17	145	175	169	489	540	
Randy L. Durand	187	11	194	212	206	612	645	
			====	====	====	====	====	
Scratch Total			639	671	622	1932	1932	
Handicap			164	164	164		492	
Total			803	835	786	1932	2424	
Team Points Won			0.0	1.0	0.0	1.0	1.0	

Lane 11 11 - Teachers & Creepers Week 16 12/10/2017

<u>Name</u>	<u>Old Ave</u>	<u>Old HDCP</u>	<u>-1-</u>	<u>-2-</u>	<u>-3-</u>	<u>Total</u>	<u>HDCP Total</u>
Tennille Allison	156	39	149	147	187	483	600
Amanda L. Rood	162	34	204	157	200	561	663
John M. Allison	136	57	165	129	111	405	576
Jon D. Rood	172	25	219	145	163	527	602
			====	====	====	====	====
<i>Scratch Total</i>			737	578	661	1976	1976
<i>Handicap</i>			155	155	155		465
<i>Total</i>			892	733	816	1976	2441
<i>Team Points Won</i>			1.0	0.0	1.0	3.0	3.0

Lane 13 6 - Spare Me Week 16 12/10/2017

<u>Name</u>	<u>Old Ave</u>	<u>Old HDCP</u>	<u>-1-</u>	<u>-2-</u>	<u>-3-</u>	<u>Total</u>	<u>HDCP Total</u>
Richelle L. Verbeck	115	76	112	125	104	341	569
Karen L. Lopez	148	46	154	162	167	483	621
Tyler J. Krotz	69	117	53	98	80	231	582
Rich Lopez	161	35	139	145	158	442	547
			====	====	====	====	====
<i>Scratch Total</i>			458	530	509	1497	1497
<i>Handicap</i>			274	274	274		822
<i>Total</i>			732	804	783	1497	2319
<i>Team Points Won</i>			1.0	1.0	1.0	4.0	4.0

Lane 12 13 - Smok'n Aces Week 16 12/10/2017

<u>Name</u>	<u>Old Ave</u>	<u>Old HDCP</u>	<u>-1-</u>	<u>-2-</u>	<u>-3-</u>	<u>Total</u>	<u>HDCP Total</u>
Allen S. Noltersmeier	107	83	145	102	118	365	614
Michele A. Marienau	105	85	133	115	100	348	603
Kristi Gruhn	149	45	156	126	134	416	551
Craig A. Boyd	172	25	145	173	189	507	582
			====	====	====	====	====
<i>Scratch Total</i>			579	516	541	1636	1636
<i>Handicap</i>			238	238	238		714
<i>Total</i>			817	754	779	1636	2350
<i>Team Points Won</i>			0.0	1.0	0.0	1.0	1.0

Lane 14 2 - Bye Week 16 12/10/2017

<u>Name</u>	<u>Old Ave</u>	<u>Old HDCP</u>	<u>-1-</u>	<u>-2-</u>	<u>-3-</u>	<u>Total</u>	<u>HDCP Total</u>
<i>No one bowled</i>							

Sunday 6:30 pm

Big Apple Fun Center

Lanes 1 - 14

* Bowlers listed must have a minimum of 1 games.

Note: This report includes information through December 10 which is Week 16 of 32

Change in Average

Name	-----Old-----		Old Ave	---Average Change---				Weekly Over Ave Series Ave +/-	
	Pins	Games		-1-	-2-	-3-	Total		New - Old ----> +/-
John M. Allison	6156	45	136	165	129	111	405	136.69 - 136.80 = -0.11	405 - 408=-3
Tennille Allison	7058	45	156	149	147	187	483	157.10 - 156.84 = 0.26	483 - 468=15
Jerome K. Bilslend	5043	27	186	158	175	191	524	185.57 - 186.78 = -1.21	524 - 558=-34
Craig A. Boyd	7772	45	172	145	173	189	507	172.48 - 172.71 = -0.23	507 - 516=-9
CJ Brandt	5315	30	177	185	132	165	482	175.67 - 177.17 = -1.50	482 - 531=-49
Tina M. Brandt	5904	42	140	170	127	93	390	139.87 - 140.57 = -0.70	390 - 420=-30
Calvin L. Durand	8179	45	181	145	175	169	489	180.58 - 181.76 = -1.17	489 - 543=-54
Dee I. Durand	5658	45	125	167	173	139	479	127.85 - 125.73 = 2.12	479 - 375=104
Malcolm R. Durand	5694	42	135	114	136	112	362	134.58 - 135.57 = -0.99	362 - 405=-43
Randy L. Durand	8453	45	187	194	212	206	612	188.85 - 187.84 = 1.01	612 - 561=51
Chris Flodine	5205	39	133	101	143	129	373	132.81 - 133.46 = -0.65	373 - 399=-26
Cindy Gibbons	6570	45	146	156	174	145	475	146.77 - 146.00 = 0.77	475 - 438=37
Bobby E. Gillming	3178	18	176				0	176.56 - 176.56 = 0.00	
Jason J. Gowen	5503	42	131	119	130	137	386	130.87 - 131.02 = -0.16	386 - 393=-7
Tracey Gowen	6698	45	148	152	159	154	465	149.23 - 148.84 = 0.38	465 - 444=21
Dustin W. Graham	9760	45	216	245	190	195	630	216.46 - 216.89 = -0.43	630 - 648=-18
Shelley L. Groothuis	5368	36	149	155	121	155	431	148.69 - 149.11 = -0.42	431 - 447=-16
Kristi Gruhn	1342	9	149	156	126	134	416	146.50 - 149.11 = -2.61	416 - 447=-31
Sarah G. Halkyard	4673	24	194				0	194.71 - 194.71 = 0.00	
Ashley K. Hancock	5899	42	140	101	120	189	410	140.20 - 140.45 = -0.25	410 - 420=-10
Frances M. Hancock	1781	15	118				0	118.73 - 118.73 = 0.00	
Rich Hancock	6984	43	162	190	124	164	478	162.22 - 162.42 = -0.20	478 - 486=-8
Trish R. Hancock	5706	45	126				0	126.80 - 126.80 = 0.00	
Beau W. Hansen	3245	18	180				0	180.28 - 180.28 = 0.00	
Chris Hansen	4155	27	153				0	153.89 - 153.89 = 0.00	
Angie C. Hauserman	6073	42	144	140	139	124	403	143.91 - 144.60 = -0.68	403 - 432=-29
Rose Hemmingsen	452	3	150				0	150.67 - 150.67 = 0.00	
Paula M. Herrick	1771	21	84				0	84.33 - 84.33 = 0.00	
Bryan L. Hodges	4935	33	149				0	149.55 - 149.55 = 0.00	
Kim L. Hodges	3785	33	114				0	114.70 - 114.70 = 0.00	
Stuart L. Hollander	375	3	125	129	127	132	388	127.17 - 125.00 = 2.17	388 - 375=13
Anthony A. Jenneman	5094	24	212	193	199	159	551	209.07 - 212.25 = -3.18	551 - 636=-85
Galen Keas	3584	21	170				0	170.67 - 170.67 = 0.00	
Lois J. Keas	1456	18	80	42	59	84	185	78.14 - 80.89 = -2.75	185 - 240=-55
Jen Kidd	1302	12	108	138	143	127	408	114.00 - 108.50 = 5.50	408 - 324=84

Sunday 6:30 pm

Big Apple Fun Center

Lanes 1 - 14

* Bowlers listed must have a minimum of 1 games.

Note: This report includes information through December 10 which is Week 16 of 32

Name	-----Old-----		Old Ave	-1-	-2-	-3-	Total	---Average Change---			Weekly Over Ave Series Ave +/-	
	Pins	Games						New	Old	----> +/-		
Nick Kidd	4960	27	183	210	161	203	574	184.47	-	183.70	= 0.76	574 - 549=25
Keith D. Koupal	3869	30	128	146	156	125	427	130.18	-	128.97	= 1.22	427 - 384=43
Tammy Koupal	3508	33	106	144	90	113	347	107.08	-	106.30	= 0.78	347 - 318=29
Dani Krotz	7113	45	158	236	188	126	550	159.65	-	158.07	= 1.58	550 - 474=76
Johnny Krotz	7574	45	168	190	157	158	505	168.31	-	168.31	= 0.00	505 - 504=1
Michelle R. Krotz	2682	18	149	168	164	132	464	149.81	-	149.00	= 0.81	464 - 447=17
Tyler J. Krotz	3044	44	69	53	98	80	231	69.68	-	69.18	= 0.50	231 - 207=24
Larry L. Lambrecht	6892	42	164				0	164.10	-	164.10	= 0.00	
Samantha J. Liebhart	6828	45	151	169	178	189	536	153.42	-	151.73	= 1.68	536 - 453=83
Michelle L. Limbach	7951	45	176	175	175	203	553	177.17	-	176.69	= 0.48	553 - 528=25
Karen L. Lopez	6228	42	148	154	162	167	483	149.13	-	148.29	= 0.85	483 - 444=39
Rich Lopez	6460	40	161	139	145	158	442	160.51	-	161.50	= -0.99	442 - 483=-41
Rick E. Maier	3820	24	159	160	199	182	541	161.52	-	159.17	= 2.35	541 - 477=64
Michele A. Marienau	4753	45	105	133	115	100	348	106.27	-	105.62	= 0.65	348 - 315=33
Mikki S. Mitchell	358	3	119				0	119.33	-	119.33	= 0.00	
Shannon L. Mitchell	3264	24	136				0	136.00	-	136.00	= 0.00	
Allie E. Moore	6258	39	160	102	176	166	444	159.57	-	160.46	= -0.89	444 - 480=-36
Allen S. Noltersmeier	4834	45	107	145	102	118	365	108.31	-	107.42	= 0.89	365 - 321=44
Michelle Peterson	723	6	120	98	167	163	428	127.89	-	120.50	= 7.39	428 - 360=68
Amanda L. Rood	7320	45	162	204	157	200	561	164.19	-	162.67	= 1.52	561 - 486=75
Jon D. Rood	7768	45	172	219	145	163	527	172.81	-	172.62	= 0.19	527 - 516=11
Craig A. Schutt	6598	45	146	160	136	157	453	146.90	-	146.62	= 0.27	453 - 438=15
Richard M. Serr	7172	45	159	152	174	138	464	159.08	-	159.38	= -0.29	464 - 477=-13
Jeff D. Snodgrass	5402	45	120	99	131	128	358	120.00	-	120.04	= -0.04	358 - 360=-2
Christy Srack	2610	21	124	136	95	97	328	122.42	-	124.29	= -1.87	328 - 372=-44
JJ Srack	7921	45	176	181	155	191	527	176.00	-	176.02	= -0.02	527 - 528=-1
Chris M. Stockton	5955	42	141	119	132	143	394	141.09	-	141.79	= -0.70	394 - 423=-29
Nick J. Stockton	6590	39	168	191	168	148	507	168.98	-	168.97	= 0.00	507 - 504=3
Edie Timko	5192	42	123	133	111	108	352	123.20	-	123.62	= -0.42	352 - 369=-17
Richelle L. Verbeck	3821	33	115	112	125	104	341	115.61	-	115.79	= -0.18	341 - 345=-4
Lynn M. Watson	1752	18	97	115	99	89	303	97.86	-	97.33	= 0.52	303 - 291=12
Krista K. Wiester	513	3	171				0	171.00	-	171.00	= 0.00	

Sunday 6:30 pm

Big Apple Fun Center** Bowlers listed must have a minimum of 1 games.***High Average Listing**

Name	True Average	Pins	Gms	To Raise Avg +1	To Drop Avg -1
Dustin W. Graham	216.46	10390	48	677	625
Anthony A. Jenneman	209.07	5645	27	655	624
Sarah G. Halkyard	194.71	4673	24	592	564
Randy L. Durand	188.85	9065	48	574	522
Jerome K. Bilslend	185.57	5567	30	571	537
Nicholas H. Kidd	184.47	5534	30	571	537
Calvin L. Durand	180.58	8668	48	563	511
Beau W. Hansen	180.28	3245	18	556	534
Michelle L. Limbach	177.17	8504	48	574	522
Bobby E. Gillming	176.56	3178	18	539	517
Jerry J. Srack	176.00	8448	48	579	527
CJ Brandt	175.67	5797	33	539	502
Jon D. Rood	172.81	8295	48	528	476
Craig A. Boyd	172.48	8279	48	544	492
Krista K. Wiester	171.00	513	3	519	512
Dennis G. Keas	170.67	3584	21	520	495
Nick J. Stockton	168.98	7097	42	508	462
John L. Krotz	168.31	8079	48	540	488
Amanda L. Rood	164.19	7881	48	534	482
Larry L. Lambrecht	164.10	6892	42	533	487
Richard D. Hancock	162.22	7462	46	525	475
Rick E. Maier	161.52	4361	27	499	468
Richard L. Lopez	160.51	6902	43	504	457
Danielle R. Krotz	159.65	7663	48	497	445
Allie E. Moore	159.57	6702	42	498	452
Richard M. Serr	159.08	7636	48	524	472
Tennille Allison	157.10	7541	48	517	465
Christina A. Hansen	153.89	4155	27	465	434
Samantha J. Liebhart	153.42	7364	48	490	438
Rose Hemmingsen	150.67	452	3	454	447
Michelle R. Krotz	149.81	3146	21	454	429
Bryan L. Hodges	149.55	4935	33	465	428
Tracey Gowen	149.23	7163	48	487	435
Karen L. Lopez	149.13	6711	45	489	440
Shelley L. Groothuis	148.69	5799	39	459	416
Craig A. Schutt	146.90	7051	48	446	394
Cynthia A. Gibbons	146.77	7045	48	452	400
Kristina K. Gruhn	146.50	1758	12	447	431
Angie C. Hauserman	143.91	6476	45	436	387
Chris M. Stockton	141.09	6349	45	467	418
Ashley K. Hancock	140.20	6309	45	459	410
Tina M. Brandt	139.87	6294	45	426	377
John M. Allison	136.69	6561	48	426	374
Shannon L. Mitchell	136.00	3264	24	435	407
Malcolm R. Durand	134.58	6056	45	424	375
Christopher D. Flodine	132.81	5578	42	407	361
Jason J. Gowen	130.87	5889	45	399	350
Keith D. Koupal	130.18	4296	33	420	383

Sunday 6:30 pm

Big Apple Fun Center** Bowlers listed must have a minimum of 1 games.*

<u>Name</u>	<u>True Average</u>	<u>Pins</u>	<u>Gms</u>	<u>To Raise Avg +1</u>	<u>To Drop Avg -1</u>
Michelle Peterson	127.89	1151	9	385	372
Dee I. Durand	127.85	6137	48	391	339
Stuart L. Hollander	127.17	763	6	389	379
Trish R. Hancock	126.80	5706	45	390	341
Edith E. Timko	123.20	5544	45	408	359
Christina D. Srack	122.42	2938	24	383	355
Jeff D. Snodgrass	120.00	5760	48	411	359
Mikki S. Mitchell	119.33	358	3	362	355
Frances M. Hancock	118.73	1781	15	361	342
Richelle L. Verbeck	115.61	4162	36	362	322
Kim L. Hodges	114.70	3785	33	355	318
Jennifer K. Kidd	114.00	1710	15	360	341
Allen S. Noltersmeier	108.31	5199	48	360	308
Tamara R. Koupal	107.08	3855	36	357	317
Michele A. Marienau	106.27	5101	48	356	304
Lynn M. Watson	97.86	2055	21	297	272
Paula M. Herrick	84.33	1771	21	269	244
Lois J. Keas	78.14	1641	21	255	230
Tyler J. Krotz	69.68	3275	47	225	174

Sunday 6:30 pm

Big Apple Fun Center

Lanes 1 - 14

* Bowlers listed must have a minimum of 1 games.

Note: This report includes information through December 10 which is Week 16 of 32

Most Pins Over Average

Name	-----Old-----		Old Ave				Total	---Average Change---			Weekly Over Ave Series Ave +/-
	Pins	Games		-1-	-2-	-3-		New - Old	----> +/-		
Dee I. Durand	5658	45	125	167	173	139	479	127.85	- 125.73	= 2.12	479 - 375=104
Jen Kidd	1302	12	108	138	143	127	408	114.00	- 108.50	= 5.50	408 - 324=84
Samantha J. Liebhart	6828	45	151	169	178	189	536	153.42	- 151.73	= 1.68	536 - 453=83
Dani Krotz	7113	45	158	236	188	126	550	159.65	- 158.07	= 1.58	550 - 474=76
Amanda L. Rood	7320	45	162	204	157	200	561	164.19	- 162.67	= 1.52	561 - 486=75
Michelle Peterson	723	6	120	98	167	163	428	127.89	- 120.50	= 7.39	428 - 360=68
Rick E. Maier	3820	24	159	160	199	182	541	161.52	- 159.17	= 2.35	541 - 477=64
Randy L. Durand	8453	45	187	194	212	206	612	188.85	- 187.84	= 1.01	612 - 561=51
Allen S. Noltersmeier	4834	45	107	145	102	118	365	108.31	- 107.42	= 0.89	365 - 321=44
Keith D. Koupal	3869	30	128	146	156	125	427	130.18	- 128.97	= 1.22	427 - 384=43
Karen L. Lopez	6228	42	148	154	162	167	483	149.13	- 148.29	= 0.85	483 - 444=39
Cindy Gibbons	6570	45	146	156	174	145	475	146.77	- 146.00	= 0.77	475 - 438=37
Michele A. Marienau	4753	45	105	133	115	100	348	106.27	- 105.62	= 0.65	348 - 315=33
Tammy Koupal	3508	33	106	144	90	113	347	107.08	- 106.30	= 0.78	347 - 318=29
Michelle L. Limbach	7951	45	176	175	175	203	553	177.17	- 176.69	= 0.48	553 - 528=25
Nick Kidd	4960	27	183	210	161	203	574	184.47	- 183.70	= 0.76	574 - 549=25
Tyler J. Krotz	3044	44	69	53	98	80	231	69.68	- 69.18	= 0.50	231 - 207=24
Tracey Gowen	6698	45	148	152	159	154	465	149.23	- 148.84	= 0.38	465 - 444=21
Michelle R. Krotz	2682	18	149	168	164	132	464	149.81	- 149.00	= 0.81	464 - 447=17
Tennille Allison	7058	45	156	149	147	187	483	157.10	- 156.84	= 0.26	483 - 468=15
Craig A. Schutt	6598	45	146	160	136	157	453	146.90	- 146.62	= 0.27	453 - 438=15
Stuart L. Hollander	375	3	125	129	127	132	388	127.17	- 125.00	= 2.17	388 - 375=13
Lynn M. Watson	1752	18	97	115	99	89	303	97.86	- 97.33	= 0.52	303 - 291=12
Jon D. Rood	7768	45	172	219	145	163	527	172.81	- 172.62	= 0.19	527 - 516=11
Nick J. Stockton	6590	39	168	191	168	148	507	168.98	- 168.97	= 0.00	507 - 504=3
Johnny Krotz	7574	45	168	190	157	158	505	168.31	- 168.31	= 0.00	505 - 504=1
JJ Srack	7921	45	176	181	155	191	527	176.00	- 176.02	= -0.02	527 - 528=-1
Jeff D. Snodgrass	5402	45	120	99	131	128	358	120.00	- 120.04	= -0.04	358 - 360=-2
John M. Allison	6156	45	136	165	129	111	405	136.69	- 136.80	= -0.11	405 - 408=-3
Richelle L. Verbeck	3821	33	115	112	125	104	341	115.61	- 115.79	= -0.18	341 - 345=-4
Jason J. Gowen	5503	42	131	119	130	137	386	130.87	- 131.02	= -0.16	386 - 393=-7
Rich Hancock	6984	43	162	190	124	164	478	162.22	- 162.42	= -0.20	478 - 486=-8
Craig A. Boyd	7772	45	172	145	173	189	507	172.48	- 172.71	= -0.23	507 - 516=-9
Ashley K. Hancock	5899	42	140	101	120	189	410	140.20	- 140.45	= -0.25	410 - 420=-10
Richard M. Serr	7172	45	159	152	174	138	464	159.08	- 159.38	= -0.29	464 - 477=-13

Sunday 6:30 pm

Big Apple Fun Center

Lanes 1 - 14

* Bowlers listed must have a minimum of 1 games.

Note: This report includes information through December 10 which is Week 16 of 32

Name	-----Old-----		Old Ave	-1-	-2-	-3-	Total	---Average Change---			Weekly Over Ave Series Ave +/-	
	Pins	Games						New	Old	----> +/-		
Shelley L. Groothuis	5368	36	149	155	121	155	431	148.69	-	149.11	= -0.42	431 - 447=-16
Edie Timko	5192	42	123	133	111	108	352	123.20	-	123.62	= -0.42	352 - 369=-17
Dustin W. Graham	9760	45	216	245	190	195	630	216.46	-	216.89	= -0.43	630 - 648=-18
Chris Flodine	5205	39	133	101	143	129	373	132.81	-	133.46	= -0.65	373 - 399=-26
Chris M. Stockton	5955	42	141	119	132	143	394	141.09	-	141.79	= -0.70	394 - 423=-29
Angie C. Hauserman	6073	42	144	140	139	124	403	143.91	-	144.60	= -0.68	403 - 432=-29
Tina M. Brandt	5904	42	140	170	127	93	390	139.87	-	140.57	= -0.70	390 - 420=-30
Kristi Gruhn	1342	9	149	156	126	134	416	146.50	-	149.11	= -2.61	416 - 447=-31
Jerome K. Bilslend	5043	27	186	158	175	191	524	185.57	-	186.78	= -1.21	524 - 558=-34
Allie E. Moore	6258	39	160	102	176	166	444	159.57	-	160.46	= -0.89	444 - 480=-36
Rich Lopez	6460	40	161	139	145	158	442	160.51	-	161.50	= -0.99	442 - 483=-41
Malcolm R. Durand	5694	42	135	114	136	112	362	134.58	-	135.57	= -0.99	362 - 405=-43
Christy Srack	2610	21	124	136	95	97	328	122.42	-	124.29	= -1.87	328 - 372=-44
CJ Brandt	5315	30	177	185	132	165	482	175.67	-	177.17	= -1.50	482 - 531=-49
Calvin L. Durand	8179	45	181	145	175	169	489	180.58	-	181.76	= -1.17	489 - 543=-54
Lois J. Keas	1456	18	80	42	59	84	185	78.14	-	80.89	= -2.75	185 - 240=-55
Anthony A. Jenneman	5094	24	212	193	199	159	551	209.07	-	212.25	= -3.18	551 - 636=-85
Frances M. Hancock	1781	15	118				0	118.73	-	118.73	= 0.00	
Bobby E. Gillming	3178	18	176				0	176.56	-	176.56	= 0.00	
Trish R. Hancock	5706	45	126				0	126.80	-	126.80	= 0.00	
Krista K. Wiester	513	3	171				0	171.00	-	171.00	= 0.00	
Rose Hemmingsen	452	3	150				0	150.67	-	150.67	= 0.00	
Mikki S. Mitchell	358	3	119				0	119.33	-	119.33	= 0.00	
Kim L. Hodges	3785	33	114				0	114.70	-	114.70	= 0.00	
Bryan L. Hodges	4935	33	149				0	149.55	-	149.55	= 0.00	
Paula M. Herrick	1771	21	84				0	84.33	-	84.33	= 0.00	
Chris Hansen	4155	27	153				0	153.89	-	153.89	= 0.00	
Beau W. Hansen	3245	18	180				0	180.28	-	180.28	= 0.00	
Galen Keas	3584	21	170				0	170.67	-	170.67	= 0.00	
Shannon L. Mitchell	3264	24	136				0	136.00	-	136.00	= 0.00	
Sarah G. Halkyard	4673	24	194				0	194.71	-	194.71	= 0.00	
Larry L. Lambrecht	6892	42	164				0	164.10	-	164.10	= 0.00	

Town & Country 2017-18

Big Apple Fun Center

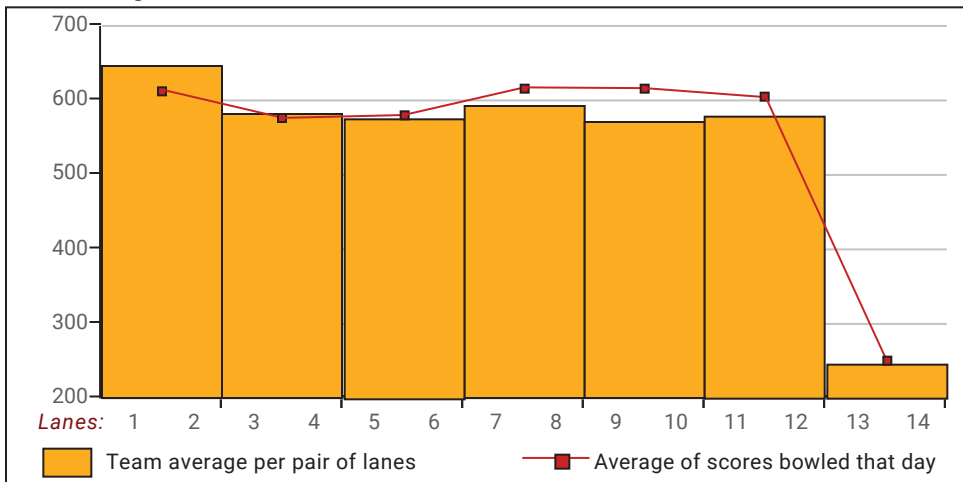
This report is for scores bowled December 10 which is Week 16 of 32

This Week's Statistics

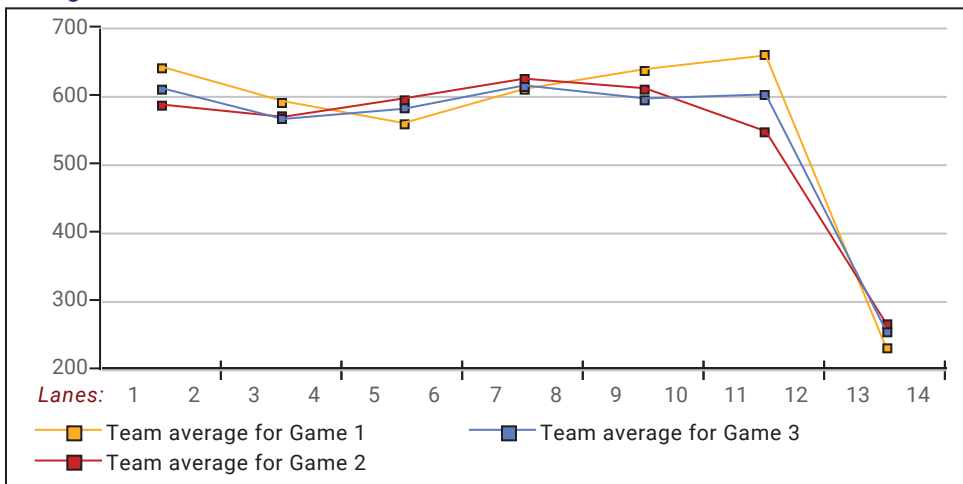
	<u>Over All</u>	<u>Men</u>	<u>Women</u>
How many people bowled	52	26	26
Number of games bowled	156	78	78
Actual average of week's scores	147.98	155.23	140.73
How many games above average	83	38	45
How many games below average	72	39	33
Pins above/below average per game	2.04	-1.27	5.35
How many people raised average	26	11	15
by this amount	1.33	0.85	1.69
How many people went down	26	15	11
by this amount	-0.87	-0.75	-1.04
League average before bowling	146.43	156.98	135.88
League average after bowling	146.66	156.91	136.41
Change in league average	0.23	-0.07	0.53
800s	--	--	--
775s	--	--	--
750s	--	--	--
725s	--	--	--
700s	--	--	--
675s	--	--	--
650s	--	--	--
625s	1	1	--
600s	1	1	--
575s	--	--	--
550s	5	2	3
525s	4	3	1
500s	4	4	--
475s	7	3	4
450s	4	2	2
425s	5	2	3
400s	5	1	4
below 400	16	7	9
300s	--	--	--
275s	--	--	--
250s	--	--	--
225s	2	1	1
200s	8	5	3
175s	25	17	8
150s	41	20	21
125s	44	23	21
100s	22	8	14
below 100	14	4	10

This report is for scores bowled December 10 which is Week 16 of 32

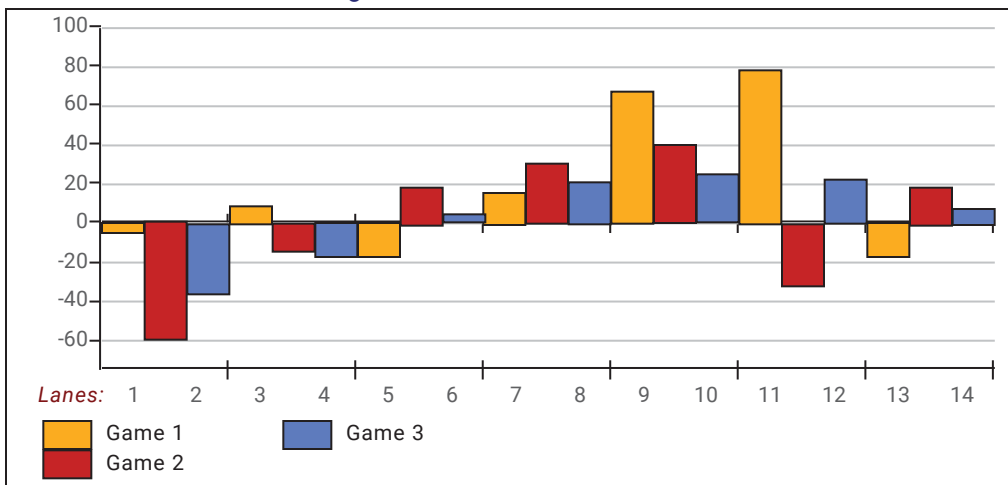
Team Average vs Ave of Scores



Average of Scores for Each Game

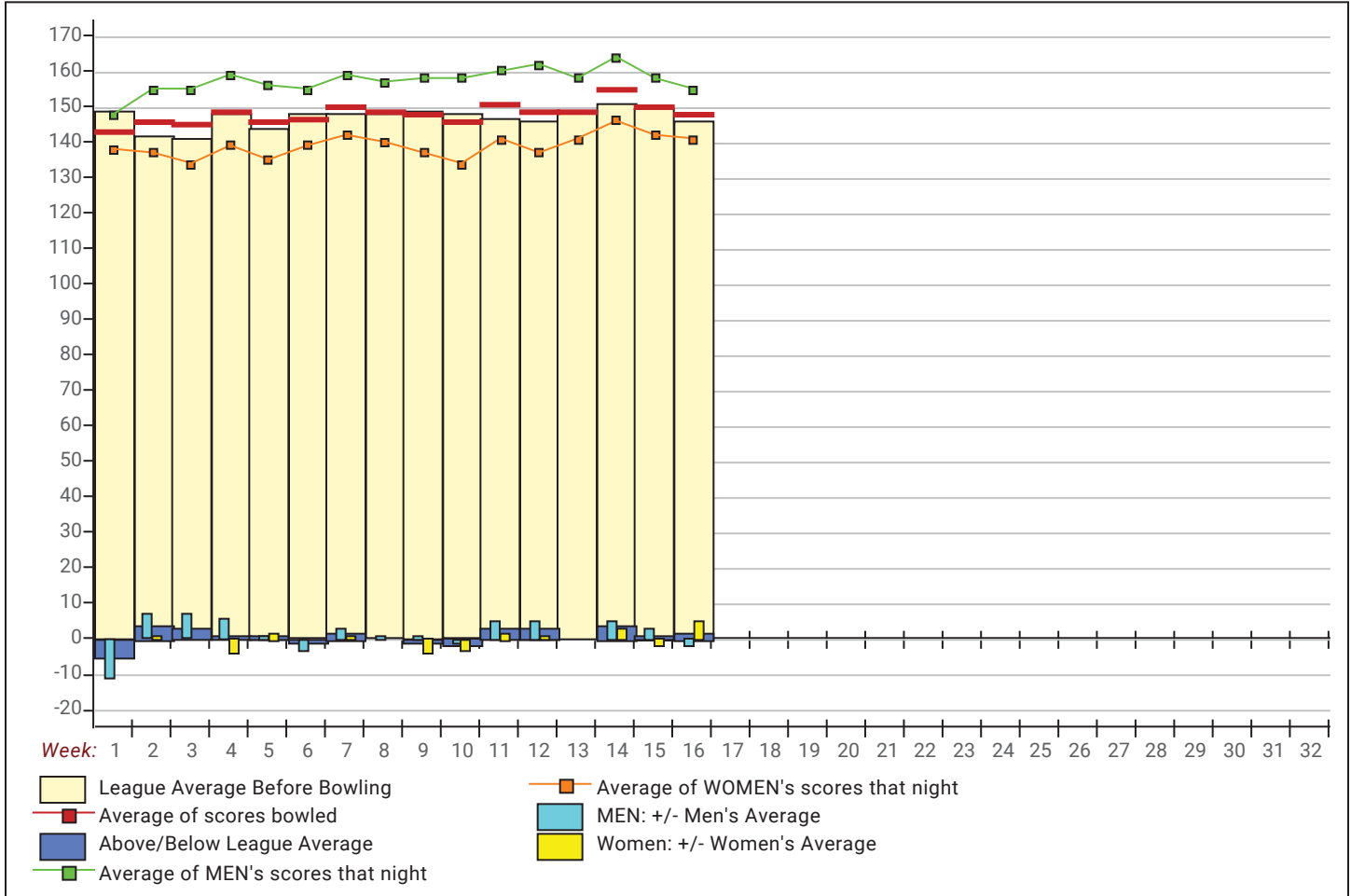


Amount Over/Under Team Average



This report is for scores bowled December 10 which is Week 16 of 32

League Average Week-by-Week



League Average Statistics for Last Week

	League	Men (Lft+Rt)	Women (Lft+Rt)
League Average Before Bowling	146.43	156.98	135.88
Average of scores bowled that night	147.98	155.23	140.73
New League Average After Bowling	146.66	156.91	136.41
Change in League Average	.23	-.07	.53
People Who Bowled Over Average	26	11	15
People Who Bowled Under Average	26	15	11
Average Amount of Series Over Avg	38.92	26.73	47.87
Average Amount of Series Under Avg	-26.69	-26.20	-27.36
Difference Avg, NiteAvg	2.04	-1.27	5.35
Number of Bowlers	52	26	26
Number of Games Bowled	156	78	78
People Who Raised Their Average	26	11	15
Raised By an Average of This Amount	1.33	.85	1.69
People Who Lowered Their Average	26	15	11
Lowered By an Average of This Amou	-.87	-.75	-1.04
Number of Games Bowled Over Avera	83	38	45
Number of Games Bowled Under Avera	72	39	33

Note: Averages are based only on people who bowled.

Team Standings

Place	Team Name	Points Won	Points Lost
1	Pin Seekers	46	18
2	Galen's Pro Shop	44½	19½
3	Pin Ups	42	22
4	Trouble Makers	37	27
5	Pin Warriors	36	28
6	We Attempt	36	28
7	Bang Ding Owe	33	31
8	We're Not Dead Yet	32½	31½
9	Cruizers	32	32
10	Angry Bowlers	29	35
11	Teachers & Creepers	27	37
12	Spare Me	24	40
13	Smok'n Aces	22	42
14	Bye	7	57

*** Although not shown, standings are determined by points only for the current part

Last Week's Top Scores

	Scratch Game	Scratch Series	Handicap Game	Handicap Series
Men	245 Dustin Graham	630 Dustin Graham	245 Dustin Graham	649 Rick Maier
	219 Jon Rood	612 Randy Durand	244 Jon Rood	645 Randy Durand
	212 Randy Durand	574 Nick Kidd	235 Rick Maier	630 Dustin Graham
	210 Nick Kidd	551 Anthony Jenneman	228 Allen Noltersmeier	619 Keith Koupal
	199 Rick Maier	541 Rick Maier	225 Nick Kidd	619 Nick Kidd
	199 Anthony Jenneman	527 JJ Srack	224 Rich Hancock	614 Allen Noltersmeier
	191 Jerome Bilslend	527 Jon Rood	223 Randy Durand	602 Jon Rood
	191 JJ Srack	524 Jerome Bilslend	222 John Allison	597 Craig Schutt
	191 Nick Stockton	507 Nick Stockton	220 Keith Koupal	591 Nick Stockton
	190 Rich Hancock	507 Craig Boyd	219 Nick Stockton	590 JJ Srack
	190 Johnny Krotz			
Women	236 Dani Krotz	561 Amanda Rood	273 Dani Krotz	680 Dee Durand
	204 Amanda Rood	553 Michelle Limbach	243 Ashley Hancock	668 Samantha Liebhart
	203 Michelle Limbach	550 Dani Krotz	240 Dee Durand	663 Amanda Rood
	189 Samantha Liebhart	536 Samantha Liebhart	239 Michelle Peterson	661 Dani Krotz
	189 Ashley Hancock	483 Karen Lopez	238 Amanda Rood	654 Jen Kidd
	187 Tennille Allison	483 Tennille Allison	233 Samantha Liebhart	644 Michelle Peterson
	176 Allie Moore	479 Dee Durand	228 Tammy Koupal	621 Karen Lopez
	174 Cindy Gibbons	475 Cindy Gibbons	226 Tennille Allison	619 Cindy Gibbons
	173 Dee Durand	465 Tracey Gowen	225 Jen Kidd	616 Michelle Limbach
	170 Tina Brandt	464 Michelle Krotz	224 Michelle Limbach	603 Tracey Gowen
			224 Tina Brandt	603 Michele Marienau

Sunday 6:30 pm

Big Apple Fun Center

Lanes 1 - 14

President: Johnny Krotz (308)440-9799 Vice President: Rich Lopez (308)237-3804
 Secretary/Treasurer: Trish Hancock (308)440-6787

Team Standings

Place	#	Team Name	Points Won	Points Lost	%Won	Pins + HDCP	Scratch Pins	Ave p/gm	Year-To-Date WON	Y-T-D LOST	Y-T-D % WON
1	10	Galen's Pro Shop	50	14	78.1	75719	69707	749	94½	33½	73.8
2	12	Pin Ups	49	15	76.6	75686	59324	617	91	37	71.1
3	11	Teachers & Creepers	37	27	57.8	75668	61049	635	64	64	50.0
4	5	Pin Warriors	36½	27½	57.0	75254	55166	574	72½	55½	56.6
5	9	We're Not Dead Yet	36	28	56.3	74804	51875	540	68½	59½	53.5
6	3	Angry Bowlers	32	32	50.0	74806	58870	613	61	67	47.6
7	7	Cruizers	31	33	48.4	75025	57802	602	63	65	49.2
8	8	We Attempt	29½	34½	46.1	74628	55965	582	65½	62½	51.2
9	4	Bang Ding Owe	29	35	45.3	73760	55151	574	62	66	48.4
10	6	Spare Me	28½	35½	44.5	74345	47891	498	52½	75½	41.0
11	14	Trouble Makers	28	36	43.8	75103	57166	595	65	63	50.8
12	13	Smok'n Aces	26	38	40.6	73975	48556	505	48	80	37.5
13	1	Pin Seekers	23½	40½	36.7	72392	57005	612	69½	58½	54.3
14	2	Bye	12	52	18.8	0	0		19	109	14.8

Review of Last Week's Bowling.....

Lanes	Team Name	HDCP -1-	HDCP -2-	HDCP -3-	HDCP Total	Last Wk WON	Team Name	HDCP -1-	HDCP -2-	HDCP -3-	HDCP Total	Last Wk WON	
1-2	Galen's Pro Shop	0	0	0	0	0	<--->	Pin Ups	852	740	743	2335	4
3-4	Pin Warriors	740	782	738	2260	0	<--->	Teachers & Creepers	786	828	836	2450	4
5-6	We're Not Dead Yet	763	815	832	2410	4	<--->	Cruizers	680	739	774	2193	0
7-8	Angry Bowlers	824	827	768	2419	3	<--->	We Attempt	760	806	776	2342	1
9-10	Bang Ding Owe	783	765	789	2337	2	<--->	Spare Me	774	823	757	2354	2
11-12	Trouble Makers	797	852	758	2407	4	<--->	Pin Seekers	0	0	0	0	0
13-14	Smok'n Aces	679	811	744	2234	3	<--->	Bye	0	0	0	0	1

Thanks for bowling! We hope you had a good time. See you next season!

Last Week's Top Scores

Team Scratch Game		Team Scratch Series		Team Handicap Game		Team Handicap Series	
687	Teachers & Creepers	2003	Teachers & Creepers	852	Pin Ups	2450	Teachers & Creepe
667	Trouble Makers	1936	Angry Bowlers	852	Trouble Makers	2419	Angry Bowlers
666	Angry Bowlers	1852	Trouble Makers	836	Teachers & Creepers	2410	We're Not Dead Yet
665	Pin Ups	1798	We're Not Dead Yet	832	We're Not Dead Yet	2407	Trouble Makers
628	We're Not Dead Yet	1774	Pin Ups	827	Angry Bowlers	2354	Spare Me
603	Cruizers	1692	Bang Ding Owe	823	Spare Me	2342	We Attempt
589	We Attempt	1691	We Attempt	811	Smok'n Aces	2337	Bang Ding Owe
581	Pin Warriors	1680	Cruizers	806	We Attempt	2335	Pin Ups
574	Bang Ding Owe	1657	Pin Warriors	789	Bang Ding Owe	2260	Pin Warriors
564	Smok'n Aces	1556	Spare Me	782	Pin Warriors	2234	Smok'n Aces
557	Spare Me	1493	Smok'n Aces	774	Cruizers	2193	Cruizers

Men	Scratch Game	Scratch Series	Handicap Game	Handicap Series			
267	Jerome Bilslend	633	Randy Durand	271	Jerome Bilslend	675	Randy Durand
238	Nick Kidd	614	Jerome Bilslend	254	Nick Kidd	653	John Allison
230	Randy Durand	557	CJ Brandt	247	Bryan Hodges	641	Chris Flodine
212	Jon Rood	555	Nick Kidd	244	Randy Durand	632	Bryan Hodges
211	Johnny Krotz	539	Jon Rood	238	Johnny Krotz	629	Tyler Krotz
211	CJ Brandt	512	Johnny Krotz	236	Jon Rood	626	Jerome Bilslend
206	Bryan Hodges	509	Bryan Hodges	232	CJ Brandt	620	CJ Brandt
182	Rich Lopez	503	Rick Maier	228	John Allison	616	Larry Lambrecht-L.H.
177	Rick Maier	494	John Allison	224	Chris Flodine	611	Jon Rood
175	John Allison	489	Calvin Durand	218	Tyler Krotz	606	Malcolm Durand

Last Week's Top Scores - Continued

Women	198 Tina Brandt	493 Tennille Allison	255 Tina Brandt	661 Tina Brandt
	188 Tennille Allison	490 Tina Brandt	243 Kristi Gruhn	637 Kristi Gruhn
	184 Kristi Gruhn	477 Amanda Rood	228 Tennille Allison	619 Edie Timko
	178 Allie Moore	470 Allie Moore	219 Jen Kidd	613 Ashley Hancock
	166 Amanda Rood	460 Kristi Gruhn	217 Edie Timko	613 Tennille Allison
	165 Karen Lopez	454 Ashley Hancock	214 Allie Moore	600 Jen Kidd
	161 Ashley Hancock	444 Dani Krotz	214 Ashley Hancock	585 Michelle Peterson
	160 Tracey Gowen	435 Tracey Gowen	213 Karen Lopez	580 Richelle Verbeck
	151 Dani Krotz	420 Samantha Liebhart	206 Michelle Peterson	578 Allie Moore
	149 Samantha Liebhart	418 Karen Lopez	206 Tracey Gowen	575 Kim Hodges
			206 Richelle Verbeck	

Season High Scores

<u>Team Scratch Game</u>	<u>Team Scratch Series</u>	<u>Team Handicap Game</u>	<u>Team Handicap Series</u>
910 Galen's Pro Shop	2508 Galen's Pro Shop	960 Galen's Pro Shop	2663 Galen's Pro Shop
754 Pin Ups	2110 Pin Ups	925 Cruizers	2615 Pin Ups
752 Cruizers	2065 Teachers & Creepers	914 Pin Ups	2612 Smok'n Aces
740 Pin Seekers	2060 Angry Bowlers	912 Spare Me	2606 Trouble Makers
737 Teachers & Creepers	2042 Trouble Makers	906 Smok'n Aces	2573 Angry Bowlers
730 Angry Bowlers	2011 We Attempt	905 Pin Seekers	2554 We're Not Dead Yet
713 We Attempt	1969 Cruizers	903 Trouble Makers	2533 Teachers & Creepe
706 Trouble Makers	1954 Pin Seekers	897 We're Not Dead Yet	2531 Cruizers
688 Bang Ding Owe	1915 Bang Ding Owe	894 Angry Bowlers	2512 We Attempt
685 Pin Warriors	1878 Pin Warriors	892 Teachers & Creepers	2499 Pin Warriors
661 We're Not Dead Yet	1877 Smok'n Aces	891 Pin Warriors	2497 Bang Ding Owe
661 Smok'n Aces	1830 We're Not Dead Yet	879 We Attempt	2482 Spare Me
628 Spare Me	1666 Spare Me	875 Bang Ding Owe	2441 Pin Seekers

Bowlers must have completed a minimum of 12 games to be eligible for any league award.

	<u>Scratch Game</u>	<u>Scratch Series</u>	<u>Handicap Game</u>	<u>Handicap Series</u>
Men	270 Anthony Jenneman	730 Dustin Graham	299 Rich Lopez	767 Rich Hancock
	269 Dustin Graham	729 Jerome Bilslend	283 Bryan Hodges	766 Bryan Hodges
	269 Jerome Bilslend	716 Anthony Jenneman	278 Jerome Bilslend	756 Jerome Bilslend
	263 Randy Durand	671 Randy Durand	278 Jon Rood	742 Bobby Gillming
	258 Rich Lopez	651 Craig Boyd	278 Randy Durand	730 Dustin Graham
	255 Jon Rood	645 Nick Kidd	274 Malcolm Durand	726 Craig Boyd
	247 Galen Keas	643 Calvin Durand	273 Rich Hancock	719 Randy Durand
	247 Nick Kidd	642 CJ Brandt	272 Galen Keas	717 Malcolm Durand
	246 Calvin Durand	634 Bobby Gillming	271 Craig Boyd	716 Anthony Jenneman
	244 CJ Brandt	634 Bryan Hodges	271 Chris Flodine	711 CJ Brandt
Women	280 Sarah Halkyard	676 Sarah Halkyard	298 Trish Hancock	728 Dani Krotz
	247 Michelle Limbach	635 Michelle Limbach	291 Michelle Krotz	717 Michele Marienau
	245 Michelle Krotz	620 Dani Krotz	285 Michelle Peterson	703 Ashley Hancock
	243 Dani Krotz	570 Tennille Allison	284 Sarah Halkyard	699 Tennille Allison
	236 Allie Moore	561 Amanda Rood	279 Dani Krotz	697 Sarah Halkyard
	231 Trish Hancock	560 Krista Wiester	273 Allie Moore	695 Michelle Limbach
	225 Amanda Rood	553 Samantha Liebhart	268 Michelle Limbach	695 Trish Hancock
	220 Michelle Peterson	551 Allie Moore	265 Kristi Gruhn	689 Tracey Gowen
	214 Samantha Liebhart	546 Michelle Krotz	264 Tina Brandt	688 Michelle Peterson
	212 Krista Wiester	533 Tracey Gowen	263 Amanda Rood	684 Michelle Krotz

Team Rosters

1 - Pin Seekers

<u>Name</u>	<u>Ave</u>	<u>HDCP</u>	<u>Pins</u>	<u>Gms</u>	<u>High Game</u>	<u>High Sers</u>	<u>HDCP Game</u>	<u>HDCP Sers</u>	<u>Most Improved Ave +/-</u>	<u>To Raise Avg +1</u>	<u>To Drop Avg -1</u>	<u>Weekly Over Ave Series Ave +/-</u>
Chris Stockton	143	51	12876	90	202	504	247	664	149 -5.93	516	422	
Shannon Mitchell	137	56	7675	56	182	473	243	656	136 +1.05	467	407	
JJ Srack	176	21	15366	87	232	602	265	688	172 +4.62	564	473	
Nick Stockton	164	32	14298	87	226	592	259	694	169 -4.66	552	461	
Christy Srack	121	71	4391	36	168	400	237	608	124 -2.03	367	327	

2 - Bye

3 - Angry Bowlers

<u>Name</u>	<u>Ave</u>	<u>HDCP</u>	<u>Pins</u>	<u>Gms</u>	<u>High Game</u>	<u>High Sers</u>	<u>HDCP Game</u>	<u>HDCP Sers</u>	<u>Most Improved Ave +/-</u>	<u>To Raise Avg +1</u>	<u>To Drop Avg -1</u>	<u>Weekly Over Ave Series Ave +/-</u>
Edie Timko	120	72	10851	90	183	430	255	646	123 -2.43	402	308	403 - 360=43
Dee Durand	124	68	8560	69	173	479	240	680	132 -7.94	440	367	
Calvin Durand	180	18	16825	93	246	643	268	697	174 +6.91	551	454	489 - 543=-54
Randy Durand	185	13	17768	96	263	671	278	719	181 +4.08	646	546	633 - 552=81
Mikki Mitchell	119	72	358	3	131	358	203	574		362	355	

4 - Bang Ding Owe

<u>Name</u>	<u>Ave</u>	<u>HDCP</u>	<u>Pins</u>	<u>Gms</u>	<u>High Game</u>	<u>High Sers</u>	<u>HDCP Game</u>	<u>HDCP Sers</u>	<u>Most Improved Ave +/-</u>	<u>To Raise Avg +1</u>	<u>To Drop Avg -1</u>	<u>Weekly Over Ave Series Ave +/-</u>
Chris Flodine	131	62	10619	81	208	508	271	697	125 +6.10	469	384	452 - 390=62
Cindy Gibbons	145	49	13499	93	201	501	251	651	150 -4.85	517	420	
Shelley Groothuis	144	50	10234	71	201	521	248	662	153 -8.86	496	421	
Rick Maier	167	29	12074	72	231	592	265	694	162 +5.69	526	450	503 - 501=2
Brooke Flodine	115	76	1035	9	139	354	212	573		357	344	332 - 351=-19

5 - Pin Warriors

<u>Name</u>	<u>Ave</u>	<u>HDCP</u>	<u>Pins</u>	<u>Gms</u>	<u>High Game</u>	<u>High Sers</u>	<u>HDCP Game</u>	<u>HDCP Sers</u>	<u>Most Improved Ave +/-</u>	<u>To Raise Avg +1</u>	<u>To Drop Avg -1</u>	<u>Weekly Over Ave Series Ave +/-</u>
Angie Hauserman	141	53	13186	93	185	514	238	673	140 +1.78	446	349	377 - 426=-49
Jeff Snodgrass	124	68	11718	94	178	460	247	679	120 +4.66	407	309	375 - 372=3
Allie Moore	159	36	14370	90	236	551	273	662	157 +2.67	510	416	470 - 477=-7
Craig Schutt	149	45	14330	96	191	507	248	663	141 +8.27	520	420	435 - 447=-12
Rose Hemmingsen	150	45	452	3	186	452	231	587		454	447	

6 - Spare Me

<u>Name</u>	<u>Ave</u>	<u>HDCP</u>	<u>Pins</u>	<u>Gms</u>	<u>High Game</u>	<u>High Sers</u>	<u>HDCP Game</u>	<u>HDCP Sers</u>	<u>Most Improved Ave +/-</u>	<u>To Raise Avg +1</u>	<u>To Drop Avg -1</u>	<u>Weekly Over Ave Series Ave +/-</u>
Richelle Verbeck	120	72	7923	66	159	419	243	654	112 +8.05	426	356	364 - 357=7
Karen Lopez	146	48	13481	92	198	483	244	622	145 +1.53	484	388	418 - 438=-20
Tyler Krotz	74	113	7107	95	122	309	239	657	65 +9.81	243	144	290 - 222=68
Rich Lopez	163	33	14674	90	258	582	299	684	151 +12.04	578	484	484 - 489=-5

7 - Cruizers

<u>Name</u>	<u>Ave</u>	<u>HDCP</u>	<u>Pins</u>	<u>Gms</u>	<u>High Game</u>	<u>High Sers</u>	<u>HDCP Game</u>	<u>HDCP Sers</u>	<u>Most Improved Ave +/-</u>	<u>To Raise Avg +1</u>	<u>To Drop Avg -1</u>	<u>Weekly Over Ave Series Ave +/-</u>
Trish Hancock	126	66	11421	90	231	494	298	695	127 -0.10	390	296	374 - 378=-4
Michelle Krotz	145	49	9173	63	245	546	291	684	149 -3.40	463	396	367 - 438=-71
Rich Hancock	165	31	15599	94	224	617	273	767	153 +12.95	503	405	427 - 498=-71
Johnny Krotz	170	27	16343	96	233	577	261	661	171 -0.76	586	486	512 - 510=2

8 - We Attempt

<u>Name</u>	<u>Ave</u>	<u>HDCP</u>	<u>Pins</u>	<u>Gms</u>	<u>High Game</u>	<u>High Sers</u>	<u>HDCP Game</u>	<u>HDCP Sers</u>	<u>Most Improved Ave +/-</u>	<u>To Raise Avg +1</u>	<u>To Drop Avg -1</u>	<u>Weekly Over Ave Series Ave +/-</u>
Ashley Hancock	141	53	11029	78	200	517	254	703	141 +0.40	473	391	454 - 423=31
Dani Krotz	158	37	15042	95	243	620	279	728	160 -1.66	540	441	444 - 474=-30
Richard Serr	156	39	15029	96	209	569	247	683	156 +0.55	514	414	441 - 468=-27
Larry Lambrecht-L.H.	103	87	4873	47	155	382	246	655	99 +4.68	327	276	352 - 306=46
Larry Lambrecht-R.H.	164	32	6892	42	207	547	234	649	165 -0.90	533	487	
Stuart Hollander	127	65	763	6	155	388	222	589		389	379	

9 - We're Not Dead Yet

<u>Name</u>	<u>Ave</u>	<u>HDCP</u>	<u>Pins</u>	<u>Gms</u>	<u>High Game</u>	<u>High Sers</u>	<u>HDCP Game</u>	<u>HDCP Sers</u>	<u>Most Improved Ave +/-</u>	<u>To Raise Avg +1</u>	<u>To Drop Avg -1</u>	<u>Weekly Over Ave Series Ave +/-</u>
Tammy Koupal	111	80	7369	66	165	383	245	632	104 +7.65	359	289	
Jen Kidd	118	73	5316	45	166	408	243	654	114 +4.13	396	347	378 - 351=27
Keith Koupal	128	64	8111	63	169	454	233	643	128 +0.75	403	336	
Nick Kidd	182	16	10779	59	247	645	258	687	187 -4.31	567	504	555 - 546=9
Kim Hodges	118	73	7839	66	186	442	259	661	113 +5.77	372	302	356 - 354=2
Bryan Hodges	155	40	10269	66	239	634	283	766	150 +5.59	495	425	509 - 462=47

10 - Galen's Pro Shop

Name	Ave	HDCP	Pins	Gms	High Game	High Sers	HDCP Game	HDCP Sers	Most Improved Ave +/-	To Raise Avg +1	To Drop Avg -1	Weekly Over Ave Series Ave +/-
Lois Keas	78	109	1641	21	107	285	214	606	78 +0.14	255	230	
Michelle Limbach	177	20	16468	93	247	635	268	695	182 -4.92	620	523	
Galen Keas	175	22	10010	57	247	608	272	698	170 +5.61	550	489	
Dustin Graham	216	0	18813	87	269	730	269	730	216 +0.24	717	626	
Sarah Halkyard	197	2	11277	57	280	676	284	697	193 +4.84	603	542	
Anthony Jenneman	210	0	8214	39	270	716	270	716	216 -5.38	648	605	

11 - Teachers & Creepers

Name	Ave	HDCP	Pins	Gms	High Game	High Sers	HDCP Game	HDCP Sers	Most Improved Ave +/-	To Raise Avg +1	To Drop Avg -1	Weekly Over Ave Series Ave +/-
Tennille Allison	155	40	14962	96	210	570	251	699	151 +4.85	482	382	493 - 465=28
Amanda Rood	164	32	15797	96	225	561	263	663	158 +6.55	538	438	477 - 492=-15
John Allison	141	53	13614	96	192	502	246	664	137 +4.81	444	344	494 - 423=71
Jon Rood	173	24	16676	96	255	604	278	673	179 -5.29	550	450	539 - 519=20

12 - Pin Ups

Name	Ave	HDCP	Pins	Gms	High Game	High Sers	HDCP Game	HDCP Sers	Most Improved Ave +/-	To Raise Avg +1	To Drop Avg -1	Weekly Over Ave Series Ave +/-
Samantha Liebhart	150	45	13117	87	214	553	250	679	154 -3.23	473	382	420 - 453=-33
Malcolm Durand	141	53	12729	90	220	555	274	717	139 +2.43	477	383	447 - 423=24
Chris Hansen	157	38	8485	54	192	518	232	638	154 +3.13	521	463	
Beau Hansen	176	21	6362	36	231	624	254	693	176 +0.72	541	501	
Jerome Bilslend	195	4	12323	63	269	729	278	756	182 +13.60	613	546	614 - 585=29
Lynn Watson	104	86	5016	48	150	388	237	649	97 +7.50	339	287	293 - 312=-19

13 - Smok'n Aces

Name	Ave	HDCP	Pins	Gms	High Game	High Sers	HDCP Game	HDCP Sers	Most Improved Ave +/-	To Raise Avg +1	To Drop Avg -1	Weekly Over Ave Series Ave +/-
Allen Noltersmeier	112	79	10832	96	169	443	249	683	103 +9.83	355	255	335 - 336=-1
Michele Marienau	109	81	10482	96	161	465	245	717	108 +1.19	408	308	299 - 327=-28
Kristi Gruhn	135	58	7984	59	209	478	265	649	140 -4.68	448	385	460 - 402=58
Craig Boyd	167	29	15543	93	236	651	271	726	173 -5.87	585	488	399 - 504=-105

14 - Trouble Makers

Name	Ave	HDCP	Pins	Gms	High Game	High Sers	HDCP Game	HDCP Sers	Most Improved Ave +/-	To Raise Avg +1	To Drop Avg -1	Weekly Over Ave Series Ave +/-
Tracey Gowen	148	46	14221	96	203	533	253	689	142 +6.14	530	430	435 - 444=-9
Tina Brandt	137	56	12817	93	209	496	264	661	137 +0.82	431	334	490 - 408=82
Jason Gowen	132	61	11884	90	194	498	256	693	125 +7.04	485	391	370 - 396=-26
CJ Brandt	176	21	13768	78	244	642	268	711	171 +5.51	569	487	557 - 528=29
Bobby Gillming	177	20	3717	21	234	634	270	742	177 0.00	555	530	

Temporary Substitutes Division 1: Enter Div Label

Men Division 1: Enter Div Label

Name	Ave	HDCP	Pins	Gms	High Game	High Sers	HDCP Game	HDCP Sers	Most Improved Ave +/-	To Raise Avg +1	To Drop Avg -1	Weekly Over Ave Series Ave +/-
Craig Anderson	253	0	761	3	268	761	268	761		763	756	
Greg Pettit	189	9	568	3	206	568	215	595		572	565	

Women Division 1: Enter Div Label

Name	Ave	HDCP	Pins	Gms	High Game	High Sers	HDCP Game	HDCP Sers	Most Improved Ave +/-	To Raise Avg +1	To Drop Avg -1	Weekly Over Ave Series Ave +/-
Frances Hancock	118	73	3555	30	150	396	223	606	120 -1.50	372	338	
Paula Herrick	84	104	1771	21	119	273	225	591	84 +0.33	269	244	
Rebecca McPherson	131	62	395	3	147	395	209	581		397	390	
Michelle Peterson	135	58	4462	33	220	493	285	688	133 +2.21	434	397	411 - 405=6
Krista Wiester	177	20	2128	12	212	560	232	630		542	526	

Individual High Averages

Men			Women		
	216.24	Dustin Graham		197.84	Sarah Halkyard
	210.62	Anthony Jenneman		177.08	Michelle Limbach
	195.60	Jerome Bilslend		164.55	Amanda Rood
	185.08	Randy Durand		159.67	Allie Moore
	182.69	Nick Kidd		158.34	Dani Krotz
	180.91	Calvin Durand		157.13	Chris Hansen
	177.00	Bobby Gillming		155.85	Tennille Allison
	176.72	Beau Hansen		150.77	Samantha Liebhart
	176.62	JJ Srack		148.14	Tracey Gowen
	176.51	CJ Brandt		146.53	Karen Lopez

Most Improved Average

Men				Women					
	182	to	195.60 = +13.60	Jerome Bilslend		112	to	120.05 = +8.05	Richelle Verbeck
	153	to	165.95 = +12.95	Rich Hancock		104	to	111.65 = +7.65	Tammy Koupal
	151	to	163.04 = +12.04	Rich Lopez		97	to	104.50 = +7.50	Lynn Watson
	103	to	112.83 = +9.83	Allen Noltersmeier		158	to	164.55 = +6.55	Amanda Rood
	65	to	74.81 = +9.81	Tyler Krotz		142	to	148.14 = +6.14	Tracey Gowen
	141	to	149.27 = +8.27	Craig Schutt		113	to	118.77 = +5.77	Kim Hodges
	125	to	132.04 = +7.04	Jason Gowen		151	to	155.85 = +4.85	Tennille Allison
	174	to	180.91 = +6.91	Calvin Durand		193	to	197.84 = +4.84	Sarah Halkyard
	125	to	131.10 = +6.10	Chris Flodine		114	to	118.13 = +4.13	Jen Kidd
	162	to	167.69 = +5.69	Rick Maier		154	to	157.13 = +3.13	Chris Hansen

Town & Country 2017-18

Big Apple Fun Center Reprint of Scores -- Week 32

Lane 1 10 - Galen's Pro Shop Week 32 4/22/2018

Name	Old Ave	Old HDCP	-1-	-2-	-3-	Total	HDCP Total
Angie C. Hauserman	142	52	136	126	115	377	533
Jeff D. Snodgrass	124	68	104	141	130	375	579
Allie E. Moore	159	36	149	178	143	470	578
Craig A. Schutt	149	45	150	136	149	435	570
			====	====	====	====	====
Scratch Total			539	581	537	1657	1657
Handicap			201	201	201		603
Total			740	782	738	1657	2260
Team Points Won			0.0	0.0	0.0	0.0	0.0

Lane 3 5 - Pin Warriors Week 32 4/22/2018

Name	Old Ave	Old HDCP	-1-	-2-	-3-	Total	HDCP Total
Angie C. Hauserman	142	52	136	126	115	377	533
Jeff D. Snodgrass	124	68	104	141	130	375	579
Allie E. Moore	159	36	149	178	143	470	578
Craig A. Schutt	149	45	150	136	149	435	570
			====	====	====	====	====
Scratch Total			539	581	537	1657	1657
Handicap			201	201	201		603
Total			740	782	738	1657	2260
Team Points Won			0.0	0.0	0.0	0.0	0.0

Lane 5 9 - We're Not Dead Yet Week 32 4/22/2018

Name	Old Ave	Old HDCP	-1-	-2-	-3-	Total	HDCP Total
Jen Kidd	117	74	116	117	145	378	600
Nick Kidd	182	16	159	158	238	555	603
Kim L. Hodges	118	73	116	130	110	356	575
Bryan L. Hodges	154	41	168	206	135	509	632
			====	====	====	====	====
Scratch Total			559	611	628	1798	1798
Handicap			204	204	204		612
Total			763	815	832	1798	2410
Team Points Won			1.0	1.0	1.0	4.0	4.0

Lane 7 3 - Angry Bowlers Week 32 4/22/2018

Name	Old Ave	Old HDCP	-1-	-2-	-3-	Total	HDCP Total
Edie Timko	120	72	145	134	124	403	619
Michelle Peterson	135	58	148	131	132	411	585
Calvin L. Durand	181	17	149	171	169	489	540
Randy L. Durand	184	14	221	230	182	633	675
			====	====	====	====	====
Scratch Total			663	666	607	1936	1936
Handicap			161	161	161		483
Total			824	827	768	1936	2419
Team Points Won			1.0	1.0	0.0	3.0	3.0

Lane 9 4 - Bang Ding Owe Week 32 4/22/2018

Name	Old Ave	Old HDCP	-1-	-2-	-3-	Total	HDCP Total
Chris Flodine	130	63	149	142	161	452	641
Cindy Gibbons	145	49	a135	a135	a135	405	552
Rick E. Maier	167	29	171	155	177	503	590
Brooke A. Flodine	117	74	113	118	101	332	554
			====	====	====	====	====
Scratch Total			568	550	574	1692	1692
Handicap			215	215	215		645
Total			783	765	789	1692	2337
Team Points Won			1.0	0.0	1.0	2.0	2.0

Lane 2 12 - Pin Ups Week 32 4/22/2018

Name	Old Ave	Old HDCP	-1-	-2-	-3-	Total	HDCP Total
Samantha J. Liebhart	151	44	143	149	128	420	552
Lynn M. Watson	104	86	91	111	91	293	551
Jerome K. Bilsend	195	4	267	139	208	614	626
Malcolm R. Durand	141	53	164	154	129	447	606
			====	====	====	====	====
Scratch Total			665	553	556	1774	1774
Handicap			187	187	187		561
Total			852	740	743	1774	2335
Team Points Won			1.0	1.0	1.0	4.0	4.0

Lane 4 11 - Teachers & Creepers Week 32 4/22/2018

Name	Old Ave	Old HDCP	-1-	-2-	-3-	Total	HDCP Total
Tennille Allison	155	40	160	145	188	493	613
Amanda L. Rood	164	32	159	152	166	477	573
John M. Allison	141	53	149	170	175	494	653
Jon D. Rood	173	24	169	212	158	539	611
			====	====	====	====	====
Scratch Total			637	679	687	2003	2003
Handicap			149	149	149		447
Total			786	828	836	2003	2450
Team Points Won			1.0	1.0	1.0	4.0	4.0

Lane 6 7 - Cruizers Week 32 4/22/2018

Name	Old Ave	Old HDCP	-1-	-2-	-3-	Total	HDCP Total
Trish R. Hancock	126	66	114	129	131	374	572
Michelle R. Krotz	146	48	118	124	125	367	511
Rich Hancock	166	30	141	150	136	427	517
Johnny Krotz	170	27	136	165	211	512	593
			====	====	====	====	====
Scratch Total			509	568	603	1680	1680
Handicap			171	171	171		513
Total			680	739	774	1680	2193
Team Points Won			0.0	0.0	0.0	0.0	0.0

Lane 8 8 - We Attempt Week 32 4/22/2018

Name	Old Ave	Old HDCP	-1-	-2-	-3-	Total	HDCP Total
Ashley K. Hancock	141	53	145	161	148	454	613
Dani Krotz	158	37	150	151	143	444	555
Richard M. Serr	156	39	133	149	159	441	558
Larry L. Lambrecht-L.H.	102	88	115	128	109	352	616
			====	====	====	====	====
Scratch Total			543	589	559	1691	1691
Handicap			217	217	217		651
Total			760	806	776	1691	2342
Team Points Won			0.0	0.0	1.0	1.0	1.0

Lane 10 6 - Spare Me Week 32 4/22/2018

Name	Old Ave	Old HDCP	-1-	-2-	-3-	Total	HDCP Total
Richelle L. Verbeck	119	72	134	119	111	364	580
Karen L. Lopez	146	48	124	165	129	418	562
Tyler J. Krotz	74	113	94	91	105	290	629
Rich Lopez	163	33	156	182	146	484	583
			====	====	====	====	====
Scratch Total			508	557	491	1556	1556
Handicap			266	266	266		798
Total			774	823	757	1556	2354
Team Points Won			0.0	1.0	0.0	2.0	2.0

Lane 11 14 - Trouble Makers Week 32 4/22/2018

<u>Name</u>	<u>Old Ave</u>	<u>Old HDCP</u>	<u>-1-</u>	<u>-2-</u>	<u>-3-</u>	<u>Total</u>	<u>HDCP Total</u>
Tracey Gowen	148	46	122	160	153	435	573
Tina M. Brandt	136	57	198	158	134	490	661
Jason J. Gowen	132	61	111	138	121	370	553
CJ Brandt	176	21	181	211	165	557	620
			====	====	====	====	====
<i>Scratch Total</i>			612	667	573	1852	1852
<i>Handicap</i>			185	185	185		555
<i>Total</i>			797	852	758	1852	2407
<i>Team Points Won</i>			1.0	1.0	1.0	4.0	4.0

Lane 13 13 - Smok'n Aces Week 32 4/22/2018

<u>Name</u>	<u>Old Ave</u>	<u>Old HDCP</u>	<u>-1-</u>	<u>-2-</u>	<u>-3-</u>	<u>Total</u>	<u>HDCP Total</u>
Allen S. Noltersmeier	112	79	93	120	122	335	572
Michele A. Marienau	109	81	92	113	94	299	542
Kristi Gruhn	134	59	133	184	143	460	637
Craig A. Boyd	168	28	114	147	138	399	483
			====	====	====	====	====
<i>Scratch Total</i>			432	564	497	1493	1493
<i>Handicap</i>			247	247	247		741
<i>Total</i>			679	811	744	1493	2234
<i>Team Points Won</i>			0.0	1.0	1.0	3.0	3.0

Lane 12 1 - Pin Seekers Week 32 4/22/2018

<u>Name</u>	<u>Old Ave</u>	<u>Old HDCP</u>	<u>-1-</u>	<u>-2-</u>	<u>-3-</u>	<u>Total</u>	<u>HDCP Total</u>
<i>No one bowled</i>							

Lane 14 2 - Bye Week 32 4/22/2018

<u>Name</u>	<u>Old Ave</u>	<u>Old HDCP</u>	<u>-1-</u>	<u>-2-</u>	<u>-3-</u>	<u>Total</u>	<u>HDCP Total</u>
<i>No one bowled</i>							

Sunday 6:30 pm

Big Apple Fun Center

Lanes 1 - 14

* Bowlers listed must have a minimum of 1 games.

Note: This report includes information through April 22 which is Week 32 of 32

Change in Average

Name	-----Old-----		Old Ave	Average Change				Total	---Average Change---			Weekly Over Ave Series Ave +/-	
	Pins	Games		-1-	-2-	-3-	New - Old		----> +/-				
John M. Allison	13120	93	141	149	170	175	494	141.81	-	141.08	=	0.74	494 - 423=71
Tennille Allison	14469	93	155	160	145	188	493	155.85	-	155.58	=	0.27	493 - 465=28
Craig W. Anderson	761	3	253				0	253.67	-	253.67	=	0.00	
Jerome K. Bilslend	11709	60	195	267	139	208	614	195.60	-	195.15	=	0.45	614 - 585=29
Craig A. Boyd	15144	90	168	114	147	138	399	167.13	-	168.27	=	-1.14	399 - 504=-105
CJ Brandt	13211	75	176	181	211	165	557	176.51	-	176.15	=	0.37	557 - 528=29
Tina M. Brandt	12327	90	136	198	158	134	490	137.82	-	136.97	=	0.85	490 - 408=82
Calvin L. Durand	16336	90	181	149	171	169	489	180.91	-	181.51	=	-0.60	489 - 543=-54
Dee I. Durand	8560	69	124				0	124.06	-	124.06	=	0.00	
Malcolm R. Durand	12282	87	141	164	154	129	447	141.43	-	141.17	=	0.26	447 - 423=24
Randy L. Durand	17135	93	184	221	230	182	633	185.08	-	184.25	=	0.84	633 - 552=81
Brooke A. Flodine	703	6	117	113	118	101	332	115.00	-	117.17	=	-2.17	332 - 351=-19
Chris Flodine	10167	78	130	149	142	161	452	131.10	-	130.35	=	0.75	452 - 390=62
Cindy Gibbons	13499	93	145	a135	a135	a135	405	145.15	-	145.15	=	0.00	
Bobby E. Gillming	3717	21	177				0	177.00	-	177.00	=	0.00	
Jason J. Gowen	11514	87	132	111	138	121	370	132.04	-	132.34	=	-0.30	370 - 396=-26
Tracey Gowen	13786	93	148	122	160	153	435	148.14	-	148.24	=	-0.10	435 - 444=-9
Dustin W. Graham	18813	87	216				0	216.24	-	216.24	=	0.00	
Shelley L. Groothuis	10234	71	144				0	144.14	-	144.14	=	0.00	
Kristi Gruhn	7524	56	134	133	184	143	460	135.32	-	134.36	=	0.96	460 - 402=58
Sarah G. Halkyard	11277	57	197				0	197.84	-	197.84	=	0.00	
Ashley K. Hancock	10575	75	141	145	161	148	454	141.40	-	141.00	=	0.40	454 - 423=31
Frances M. Hancock	3555	30	118				0	118.50	-	118.50	=	0.00	
Rich Hancock	15172	91	166	141	150	136	427	165.95	-	166.73	=	-0.78	427 - 498=-71
Trish R. Hancock	11047	87	126	114	129	131	374	126.90	-	126.98	=	-0.08	374 - 378=-4
Beau W. Hansen	6362	36	176				0	176.72	-	176.72	=	0.00	
Chris Hansen	8485	54	157				0	157.13	-	157.13	=	0.00	
Angie C. Hauserman	12809	90	142	136	126	115	377	141.78	-	142.32	=	-0.54	377 - 426=-49
Rose Hemmingsen	452	3	150				0	150.67	-	150.67	=	0.00	
Paula M. Herrick	1771	21	84				0	84.33	-	84.33	=	0.00	
Bryan L. Hodges	9760	63	154	168	206	135	509	155.59	-	154.92	=	0.67	509 - 462=47
Kim L. Hodges	7483	63	118	116	130	110	356	118.77	-	118.78	=	-0.01	356 - 354=2
Stuart L. Hollander	763	6	127				0	127.17	-	127.17	=	0.00	
Anthony A. Jenneman	8214	39	210				0	210.62	-	210.62	=	0.00	
Galen Keas	10010	57	175				0	175.61	-	175.61	=	0.00	

Town & Country 2017-18

Sunday 6:30 pm

Big Apple Fun Center

Lanes 1 - 14

* Bowlers listed must have a minimum of 1 games.

Note: This report includes information through April 22 which is Week 32 of 32

Name	-----Old-----		Old Ave	-1-	-2-	-3-	Total	---Average Change---			Weekly Over Ave Series Ave +/-		
	Pins	Games						New	Old	----> +/-			
Lois J. Keas	1641	21	78				0	78.14	-	78.14	=	0.00	
Jen Kidd	4938	42	117	116	117	145	378	118.13	-	117.57	=	0.56	378 - 351=27
Nick Kidd	10224	56	182	159	158	238	555	182.69	-	182.57	=	0.12	555 - 546=9
Keith D. Koupal	8111	63	128				0	128.75	-	128.75	=	0.00	
Tammy Koupal	7369	66	111				0	111.65	-	111.65	=	0.00	
Dani Krotz	14598	92	158	150	151	143	444	158.34	-	158.67	=	-0.34	444 - 474=-30
Johnny Krotz	15831	93	170	136	165	211	512	170.24	-	170.23	=	0.01	512 - 510=2
Michelle R. Krotz	8806	60	146	118	124	125	367	145.60	-	146.77	=	-1.16	367 - 438=-71
Tyler J. Krotz	6817	92	74	94	91	105	290	74.81	-	74.10	=	0.71	290 - 222=68
Larry L. Lambrecht-L.H.	4521	44	102	115	128	109	352	103.68	-	102.75	=	0.93	352 - 306=46
Larry L. Lambrecht-R.H.	6892	42	164				0	164.10	-	164.10	=	0.00	
Samantha J. Liebhart	12697	84	151	143	149	128	420	150.77	-	151.15	=	-0.38	420 - 453=-33
Michelle L. Limbach	16468	93	177				0	177.08	-	177.08	=	0.00	
Karen L. Lopez	13063	89	146	124	165	129	418	146.53	-	146.78	=	-0.24	418 - 438=-20
Rich Lopez	14190	87	163	156	182	146	484	163.04	-	163.10	=	-0.06	484 - 489=-5
Rick E. Maier	11571	69	167	171	155	177	503	167.69	-	167.70	=	0.00	503 - 501=2
Michele A. Marienau	10183	93	109	92	113	94	299	109.19	-	109.49	=	-0.31	299 - 327=-28
Rebecca McPherson	395	3	131				0	131.67	-	131.67	=	0.00	
Mikki S. Mitchell	358	3	119				0	119.33	-	119.33	=	0.00	
Shannon L. Mitchell	7675	56	137				0	137.05	-	137.05	=	0.00	
Allie E. Moore	13900	87	159	149	178	143	470	159.67	-	159.77	=	-0.10	470 - 477=-7
Allen S. Noltersmeier	10497	93	112	93	120	122	335	112.83	-	112.87	=	-0.04	335 - 336=-1
Michelle Peterson	4051	30	135	148	131	132	411	135.21	-	135.03	=	0.18	411 - 405=6
Greg A. Pettit	568	3	189				0	189.33	-	189.33	=	0.00	
Amanda L. Rood	15320	93	164	159	152	166	477	164.55	-	164.73	=	-0.18	477 - 492=-15
Jon D. Rood	16137	93	173	169	212	158	539	173.71	-	173.52	=	0.19	539 - 519=20
Craig A. Schutt	13895	93	149	150	136	149	435	149.27	-	149.41	=	-0.14	435 - 447=-12
Richard M. Serr	14588	93	156	133	149	159	441	156.55	-	156.86	=	-0.31	441 - 468=-27
Jeff D. Snodgrass	11343	91	124	104	141	130	375	124.66	-	124.65	=	0.01	375 - 372=3
Christy Srack	4391	36	121				0	121.97	-	121.97	=	0.00	
JJ Srack	15366	87	176				0	176.62	-	176.62	=	0.00	
Chris M. Stockton	12876	90	143				0	143.07	-	143.07	=	0.00	
Nick J. Stockton	14298	87	164				0	164.34	-	164.34	=	0.00	
Edie Timko	10448	87	120	145	134	124	403	120.57	-	120.09	=	0.47	403 - 360=43
Richelle L. Verbeck	7559	63	119	134	119	111	364	120.05	-	119.98	=	0.06	364 - 357=7
Lynn M. Watson	4723	45	104	91	111	91	293	104.50	-	104.96	=	-0.46	293 - 312=-19

Town & Country 2017-18

Sunday 6:30 pm

Big Apple Fun Center

Lanes 1 - 14

* Bowlers listed must have a minimum of 1 games.

Note: This report includes information through April 22 which is Week 32 of 32

Name	-----Old-----		Old	-1-	-2-	-3-	Total	---Average Change---			Weekly Over Ave
	Pins	Games	Ave					New - Old	--> +/-	Series Ave +/-	
Krista K. Wiester	2128	12	177				0	177.33	- 177.33	=	0.00

Sunday 6:30 pm

Big Apple Fun Center

* Bowlers listed must have a minimum of 1 games.

High Average Listing

Name	True Average	Pins	Gms	To Raise Avg +1	To Drop Avg -1
Craig W. Anderson	253.67	761	3	763	756
Dustin W. Graham	216.24	18813	87	717	626
Anthony A. Jenneman	210.62	8214	39	648	605
Sarah G. Halkyard	197.84	11277	57	603	542
Jerome K. Bilslend	195.60	12323	63	613	546
Greg A. Pettit	189.33	568	3	572	565
Randy L. Durand	185.08	17768	96	646	546
Nicholas H. Kidd	182.69	10779	59	567	504
Calvin L. Durand	180.91	16825	93	551	454
Krista K. Wiester	177.33	2128	12	542	526
Michelle L. Limbach	177.08	16468	93	620	523
Bobby E. Gillming	177.00	3717	21	555	530
Beau W. Hansen	176.72	6362	36	541	501
Jerry J. Srack	176.62	15366	87	564	473
CJ Brandt	176.51	13768	78	569	487
Dennis G. Keas	175.61	10010	57	550	489
Jon D. Rood	173.71	16676	96	550	450
John L. Krotz	170.24	16343	96	586	486
Rick E. Maier	167.69	12074	72	526	450
Craig A. Boyd	167.13	15543	93	585	488
Richard D. Hancock	165.95	15599	94	503	405
Amanda L. Rood	164.55	15797	96	538	438
Nick J. Stockton	164.34	14298	87	552	461
Larry L. Lambrecht-R.H.	164.10	6892	42	533	487
Richard L. Lopez	163.04	14674	90	578	484
Allie E. Moore	159.67	14370	90	510	416
Danielle R. Krotz	158.34	15042	95	540	441
Christina A. Hansen	157.13	8485	54	521	463
Richard M. Serr	156.55	15029	96	514	414
Tennille Allison	155.85	14962	96	482	382
Bryan L. Hodges	155.59	10269	66	495	425
Samantha J. Liebhart	150.77	13117	87	473	382
Rose Hemmingsen	150.67	452	3	454	447
Craig A. Schutt	149.27	14330	96	520	420
Tracey Gowen	148.14	14221	96	530	430
Karen L. Lopez	146.53	13481	92	484	388
Michelle R. Krotz	145.60	9173	63	463	396
Cynthia A. Gibbons	145.15	13499	93	517	420
Shelley L. Groothuis	144.14	10234	71	496	421
Chris M. Stockton	143.07	12876	90	516	422
John M. Allison	141.81	13614	96	444	344
Angie C. Hauserman	141.78	13186	93	446	349
Malcolm R. Durand	141.43	12729	90	477	383
Ashley K. Hancock	141.40	11029	78	473	391
Tina M. Brandt	137.82	12817	93	431	334
Shannon L. Mitchell	137.05	7675	56	467	407
Kristina K. Gruhn	135.32	7984	59	448	385
Michelle Peterson	135.21	4462	33	434	397

Sunday 6:30 pm

Big Apple Fun Center** Bowlers listed must have a minimum of 1 games.*

<u>Name</u>	<u>True Average</u>	<u>Pins</u>	<u>Gms</u>	<u>To Raise Avg +1</u>	<u>To Drop Avg -1</u>
Jason J. Gowen	132.04	11884	90	485	391
Rebecca McPherson	131.67	395	3	397	390
Christopher D. Flodine	131.10	10619	81	469	384
Keith D. Koupal	128.75	8111	63	403	336
Stuart L. Hollander	127.17	763	6	389	379
Trish R. Hancock	126.90	11421	90	390	296
Jeff D. Snodgrass	124.66	11718	94	407	309
Dee I. Durand	124.06	8560	69	440	367
Christina D. Srack	121.97	4391	36	367	327
Edith E. Timko	120.57	10851	90	402	308
Richelle L. Verbeck	120.05	7923	66	426	356
Mikki S. Mitchell	119.33	358	3	362	355
Kim L. Hodges	118.77	7839	66	372	302
Frances M. Hancock	118.50	3555	30	372	338
Jennifer K. Kidd	118.13	5316	45	396	347
Brooke A. Flodine	115.00	1035	9	357	344
Allen S. Noltersmeier	112.83	10832	96	355	255
Tamara R. Koupal	111.65	7369	66	359	289
Michele A. Marienau	109.19	10482	96	408	308
Lynn M. Watson	104.50	5016	48	339	287
Larry L. Lambrecht-L.H.	103.68	4873	47	327	276
Paula M. Herrick	84.33	1771	21	269	244
Lois J. Keas	78.14	1641	21	255	230
Tyler J. Krotz	74.81	7107	95	243	144

Sunday 6:30 pm

Big Apple Fun Center

Lanes 1 - 14

* Bowlers listed must have a minimum of 1 games.

Note: This report includes information through April 22 which is Week 32 of 32

Most Pins Over Average

Name	-----Old-----		Old					---Average Change---			Weekly Over Ave
	Pins	Games	Ave	-1-	-2-	-3-	Total	New - Old	----> +/-	Series Ave +/-	
Tina M. Brandt	12327	90	136	198	158	134	490	137.82	- 136.97	= 0.85	490 - 408=82
Randy L. Durand	17135	93	184	221	230	182	633	185.08	- 184.25	= 0.84	633 - 552=81
John M. Allison	13120	93	141	149	170	175	494	141.81	- 141.08	= 0.74	494 - 423=71
Tyler J. Krotz	6817	92	74	94	91	105	290	74.81	- 74.10	= 0.71	290 - 222=68
Chris Flodine	10167	78	130	149	142	161	452	131.10	- 130.35	= 0.75	452 - 390=62
Kristi Gruhn	7524	56	134	133	184	143	460	135.32	- 134.36	= 0.96	460 - 402=58
Bryan L. Hodges	9760	63	154	168	206	135	509	155.59	- 154.92	= 0.67	509 - 462=47
Larry L. Lambrecht-L.H.	4521	44	102	115	128	109	352	103.68	- 102.75	= 0.93	352 - 306=46
Edie Timko	10448	87	120	145	134	124	403	120.57	- 120.09	= 0.47	403 - 360=43
Ashley K. Hancock	10575	75	141	145	161	148	454	141.40	- 141.00	= 0.40	454 - 423=31
Jerome K. Bilslend	11709	60	195	267	139	208	614	195.60	- 195.15	= 0.45	614 - 585=29
CJ Brandt	13211	75	176	181	211	165	557	176.51	- 176.15	= 0.37	557 - 528=29
Tennille Allison	14469	93	155	160	145	188	493	155.85	- 155.58	= 0.27	493 - 465=28
Jen Kidd	4938	42	117	116	117	145	378	118.13	- 117.57	= 0.56	378 - 351=27
Malcolm R. Durand	12282	87	141	164	154	129	447	141.43	- 141.17	= 0.26	447 - 423=24
Jon D. Rood	16137	93	173	169	212	158	539	173.71	- 173.52	= 0.19	539 - 519=20
Nick Kidd	10224	56	182	159	158	238	555	182.69	- 182.57	= 0.12	555 - 546=9
Richelle L. Verbeck	7559	63	119	134	119	111	364	120.05	- 119.98	= 0.06	364 - 357=7
Michelle Peterson	4051	30	135	148	131	132	411	135.21	- 135.03	= 0.18	411 - 405=6
Jeff D. Snodgrass	11343	91	124	104	141	130	375	124.66	- 124.65	= 0.01	375 - 372=3
Rick E. Maier	11571	69	167	171	155	177	503	167.69	- 167.70	= 0.00	503 - 501=2
Kim L. Hodges	7483	63	118	116	130	110	356	118.77	- 118.78	= -0.01	356 - 354=2
Johnny Krotz	15831	93	170	136	165	211	512	170.24	- 170.23	= 0.01	512 - 510=2
Allen S. Noltersmeier	10497	93	112	93	120	122	335	112.83	- 112.87	= -0.04	335 - 336=-1
Trish R. Hancock	11047	87	126	114	129	131	374	126.90	- 126.98	= -0.08	374 - 378=-4
Rich Lopez	14190	87	163	156	182	146	484	163.04	- 163.10	= -0.06	484 - 489=-5
Allie E. Moore	13900	87	159	149	178	143	470	159.67	- 159.77	= -0.10	470 - 477=-7
Tracey Gowen	13786	93	148	122	160	153	435	148.14	- 148.24	= -0.10	435 - 444=-9
Craig A. Schutt	13895	93	149	150	136	149	435	149.27	- 149.41	= -0.14	435 - 447=-12
Amanda L. Rood	15320	93	164	159	152	166	477	164.55	- 164.73	= -0.18	477 - 492=-15
Lynn M. Watson	4723	45	104	91	111	91	293	104.50	- 104.96	= -0.46	293 - 312=-19
Brooke A. Flodine	703	6	117	113	118	101	332	115.00	- 117.17	= -2.17	332 - 351=-19
Karen L. Lopez	13063	89	146	124	165	129	418	146.53	- 146.78	= -0.24	418 - 438=-20
Jason J. Gowen	11514	87	132	111	138	121	370	132.04	- 132.34	= -0.30	370 - 396=-26
Richard M. Serr	14588	93	156	133	149	159	441	156.55	- 156.86	= -0.31	441 - 468=-27

Town & Country 2017-18

Sunday 6:30 pm

Big Apple Fun Center

Lanes 1 - 14

* Bowlers listed must have a minimum of 1 games.

Note: This report includes information through April 22 which is Week 32 of 32

Name	-----Old-----		Old				Total	---Average Change---			Weekly Over Ave
	Pins	Games	Ave	-1-	-2-	-3-		New	Old	----> +/-	Series Ave +/-
Michele A. Marienau	10183	93	109	92	113	94	299	109.19	- 109.49	= -0.31	299 - 327=-28
Dani Krotz	14598	92	158	150	151	143	444	158.34	- 158.67	= -0.34	444 - 474=-30
Samantha J. Liebhart	12697	84	151	143	149	128	420	150.77	- 151.15	= -0.38	420 - 453=-33
Angie C. Hauserman	12809	90	142	136	126	115	377	141.78	- 142.32	= -0.54	377 - 426=-49
Calvin L. Durand	16336	90	181	149	171	169	489	180.91	- 181.51	= -0.60	489 - 543=-54
Michelle R. Krotz	8806	60	146	118	124	125	367	145.60	- 146.77	= -1.16	367 - 438=-71
Rich Hancock	15172	91	166	141	150	136	427	165.95	- 166.73	= -0.78	427 - 498=-71
Craig A. Boyd	15144	90	168	114	147	138	399	167.13	- 168.27	= -1.14	399 - 504=-105
Dustin W. Graham	18813	87	216				0	216.24	- 216.24	= 0.00	
Keith D. Koupal	8111	63	128				0	128.75	- 128.75	= 0.00	
Shelley L. Groothuis	10234	71	144				0	144.14	- 144.14	= 0.00	
Frances M. Hancock	3555	30	118				0	118.50	- 118.50	= 0.00	
Christy Srack	4391	36	121				0	121.97	- 121.97	= 0.00	
Michelle L. Limbach	16468	93	177				0	177.08	- 177.08	= 0.00	
Bobby E. Gillming	3717	21	177				0	177.00	- 177.00	= 0.00	
JJ Srack	15366	87	176				0	176.62	- 176.62	= 0.00	
Krista K. Wiester	2128	12	177				0	177.33	- 177.33	= 0.00	
Chris M. Stockton	12876	90	143				0	143.07	- 143.07	= 0.00	
Nick J. Stockton	14298	87	164				0	164.34	- 164.34	= 0.00	
Anthony A. Jenneman	8214	39	210				0	210.62	- 210.62	= 0.00	
Rose Hemmingsen	452	3	150				0	150.67	- 150.67	= 0.00	
Mikki S. Mitchell	358	3	119				0	119.33	- 119.33	= 0.00	
Stuart L. Hollander	763	6	127				0	127.17	- 127.17	= 0.00	
Lois J. Keas	1641	21	78				0	78.14	- 78.14	= 0.00	
Rebecca McPherson	395	3	131				0	131.67	- 131.67	= 0.00	
Craig W. Anderson	761	3	253				0	253.67	- 253.67	= 0.00	
Greg A. Pettit	568	3	189				0	189.33	- 189.33	= 0.00	
Dee I. Durand	8560	69	124				0	124.06	- 124.06	= 0.00	
Paula M. Herrick	1771	21	84				0	84.33	- 84.33	= 0.00	
Chris Hansen	8485	54	157				0	157.13	- 157.13	= 0.00	
Beau W. Hansen	6362	36	176				0	176.72	- 176.72	= 0.00	
Cindy Gibbons	13499	93	145	a135	a135	a135	405	145.15	- 145.15	= 0.00	
Galen Keas	10010	57	175				0	175.61	- 175.61	= 0.00	
Shannon L. Mitchell	7675	56	137				0	137.05	- 137.05	= 0.00	
Tammy Koupal	7369	66	111				0	111.65	- 111.65	= 0.00	
Sarah G. Halkyard	11277	57	197				0	197.84	- 197.84	= 0.00	

Town & Country 2017-18

Sunday 6:30 pm

Big Apple Fun Center

Lanes 1 - 14

* Bowlers listed must have a minimum of 1 games.

Note: This report includes information through April 22 which is Week 32 of 32

Name	-----Old-----		Old	-1-	-2-	-3-	Total	---Average Change---			Weekly Over Ave	
	Pins	Games	Ave					New - Old	--> +/-	Series Ave +/-		
Larry L. Lambrecht-R.H.	6892	42	164				0	164.10	-	164.10	=	0.00

Town & Country 2017-18

Big Apple Fun Center

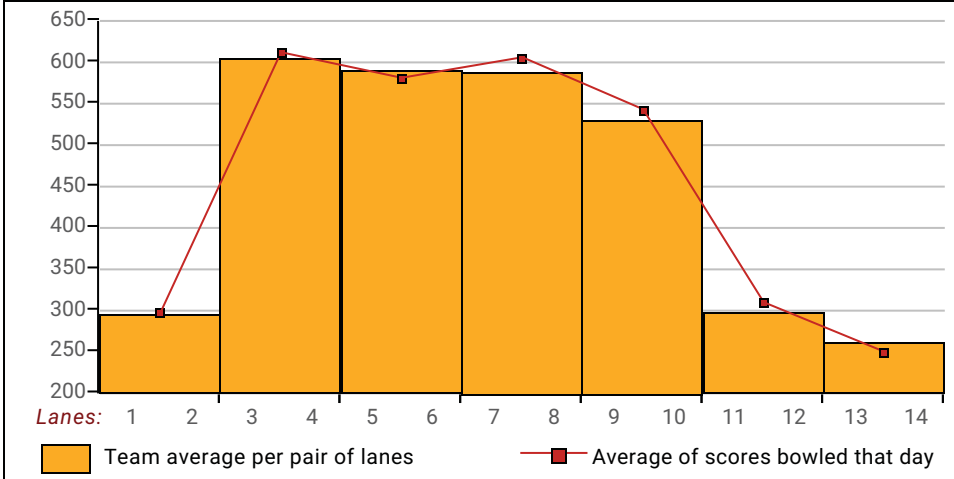
This report is for scores bowled April 22 which is Week 32 of 32

This Week's Statistics

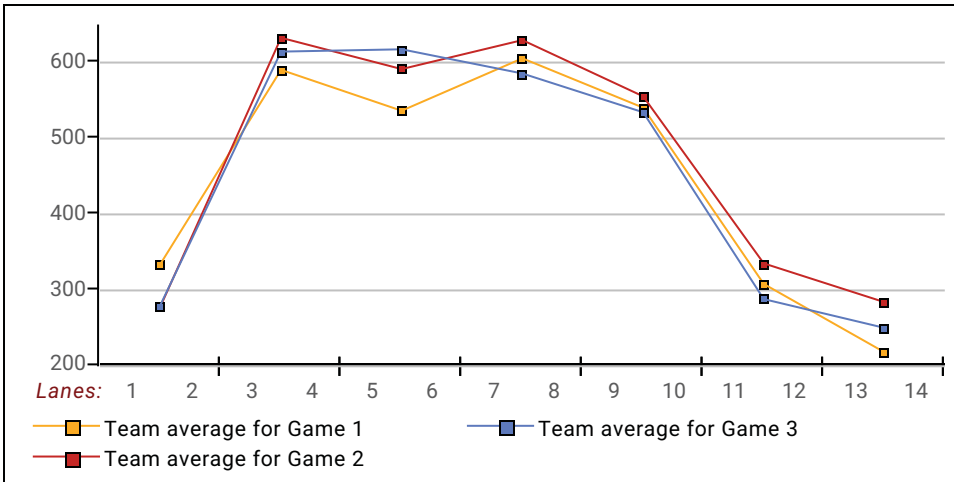
	<u>Over All</u>	<u>Men</u>	<u>Women</u>
How many people bowled	43	22	21
Number of games bowled	129	66	63
Actual average of week's scores	145.17	154.73	135.16
How many games above average	61	35	26
How many games below average	65	30	35
Pins above/below average per game	1.33	2.91	-0.32
How many people raised average	21	13	8
by this amount	0.47	0.47	0.47
How many people went down	22	9	13
by this amount	-0.43	-0.37	-0.47
League average before bowling	144.33	152.26	136.02
League average after bowling	144.34	152.38	135.91
Change in league average	0.01	0.12	-0.11
800s	--	--	--
775s	--	--	--
750s	--	--	--
725s	--	--	--
700s	--	--	--
675s	--	--	--
650s	--	--	--
625s	1	1	--
600s	1	1	--
575s	--	--	--
550s	2	2	--
525s	1	1	--
500s	3	3	--
475s	6	3	3
450s	4	1	3
425s	6	4	2
400s	4	--	4
below 400	15	6	9
300s	--	--	--
275s	--	--	--
250s	1	1	--
225s	2	2	--
200s	6	6	--
175s	9	5	4
150s	30	19	11
125s	47	21	26
100s	27	9	18
below 100	7	3	4

This report is for scores bowled April 22 which is Week 32 of 32

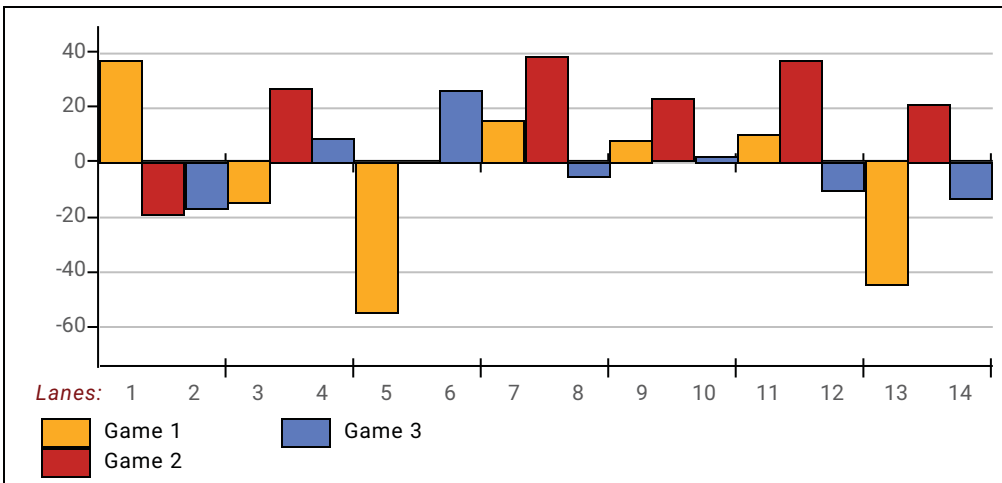
Team Average vs Ave of Scores



Average of Scores for Each Game

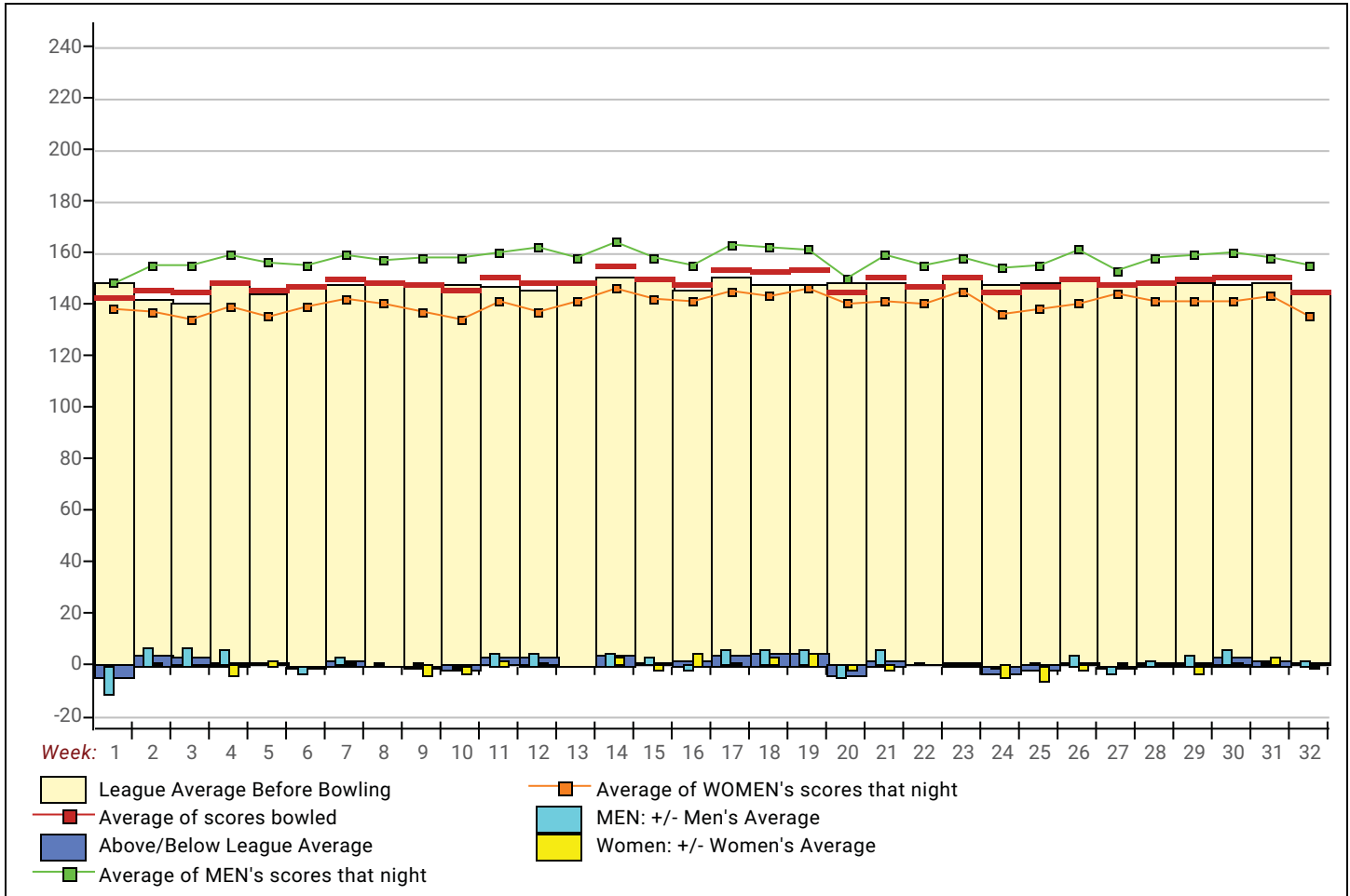


Amount Over/Under Team Average



This report is for scores bowled April 22 which is Week 32 of 32

League Average Week-by-Week



League Average Statistics for Last Week

	League	Right Hand	Left Hand	Men (Lft+Rt)	Women (Lft+Rt)
League Average Before Bowling	144.33	145.16	127.17	152.26	136.02
Average of scores bowled that night	145.17	145.55	137.33	154.73	135.16
New League Average After Bowling	144.34	145.15	127.68	152.38	135.91
Change in League Average	.01	-.02	.51	.12	-.11
People Who Bowled Over Average	21	19	2	13	8
People Who Bowled Under Average	22	22		9	13
Average Amount of Series Over Avg	36.81	37.26	32.50	37.77	35.25
Average Amount of Series Under Avg	-27.32	-27.32		-33.22	-23.23
Difference Avg, NiteAvg	1.33	.87	10.83	2.91	-.32
Number of Bowlers	43	41	2	22	21
Number of Games Bowled	129	123	6	66	63
People Who Raised Their Average	21	19	2	13	8
Raised By an Average of This Amount	.47	.46	.51	.47	.47
People Who Lowered Their Average	22	22		9	13
Lowered By an Average of This Amou	-.43	-.43		-.37	-.47
Number of Games Bowled Over Avera	61	58	3	35	26
Number of Games Bowled Under Avera	65	63	2	30	35

Note: Averages are based only on people who bowled.

Team Standings

Place	Team Name	Points	Points
		Won	Lost
1	Galen's Pro Shop	50	14
2	Pin Ups	49	15
3	Teachers & Creepers	37	27
4	Pin Warriors	36½	27½
5	We're Not Dead Yet	36	28
6	Angry Bowlers	32	32
7	Cruizers	31	33
8	We Attempt	29½	34½
9	Bang Ding Owe	29	35
10	Spare Me	28½	35½
11	Trouble Makers	28	36
12	Smok'n Aces	26	38
13	Pin Seekers	23½	40½
14	Bye	12	52

*** Although not shown, standings are determined by points only for the current part

Last Week's Top Scores

	Scratch Game	Scratch Series	Handicap Game	Handicap Series
Men	267 Jerome Bilslend	633 Randy Durand	271 Jerome Bilslend	675 Randy Durand
	238 Nick Kidd	614 Jerome Bilslend	254 Nick Kidd	653 John Allison
	230 Randy Durand	557 CJ Brandt	247 Bryan Hodges	641 Chris Flodine
	212 Jon Rood	555 Nick Kidd	244 Randy Durand	632 Bryan Hodges
	211 Johnny Krotz	539 Jon Rood	238 Johnny Krotz	629 Tyler Krotz
	211 CJ Brandt	512 Johnny Krotz	236 Jon Rood	626 Jerome Bilslend
	206 Bryan Hodges	509 Bryan Hodges	232 CJ Brandt	620 CJ Brandt
	182 Rich Lopez	503 Rick Maier	228 John Allison	616 Larry Lambrecht-L.H.
	177 Rick Maier	494 John Allison	224 Chris Flodine	611 Jon Rood
	175 John Allison	489 Calvin Durand	218 Tyler Krotz	606 Malcolm Durand
Women	198 Tina Brandt	493 Tennille Allison	255 Tina Brandt	661 Tina Brandt
	188 Tennille Allison	490 Tina Brandt	243 Kristi Gruhn	637 Kristi Gruhn
	184 Kristi Gruhn	477 Amanda Rood	228 Tennille Allison	619 Edie Timko
	178 Allie Moore	470 Allie Moore	219 Jen Kidd	613 Ashley Hancock
	166 Amanda Rood	460 Kristi Gruhn	217 Edie Timko	613 Tennille Allison
	165 Karen Lopez	454 Ashley Hancock	214 Allie Moore	600 Jen Kidd
	161 Ashley Hancock	444 Dani Krotz	214 Ashley Hancock	585 Michelle Peterson
	160 Tracey Gowen	435 Tracey Gowen	213 Karen Lopez	580 Richelle Verbeck
	151 Dani Krotz	420 Samantha Liebhart	206 Michelle Peterson	578 Allie Moore
	149 Samantha Liebhart	418 Karen Lopez	206 Tracey Gowen	575 Kim Hodges
		206 Richelle Verbeck		

Town & Country 2017-18

Sunday 6:30 pm

Big Apple Fun Center

Lanes 15 - 28

President: Johnny Krotz (308)440-9799 Vice President: Rich Lopez (308)237-3804
 Secretary/Treasurer: Trish Hancock (308)440-6787

Team Standings

Place	#	Team Name	Points Won	Points Lost	%Won	Pins + HDCP	Scratch Pins	Ave p/gm	Year-To-Date WON	Y-T-D LOST	Y-T-D % WON
1	10	Galen's Pro Shop	4	0	100.0	78264	72120	751	98½	33½	74.6
2	1	Pin Seekers	0	4		74493	58626	610	69½	62½	52.6

Review of Last Week's Bowling.....

Lanes	Team Name	HDCP -1-	HDCP -2-	HDCP -3-	HDCP Total	Last Wk WON	Team Name	HDCP -1-	HDCP -2-	HDCP -3-	HDCP Total	Last Wk WON
15-16	Pin Seekers	754	704	643	2101	0	<---> Galen's Pro Shop	844	830	871	2545	4

Thanks for bowling! We hope you had a good time. See you next season!

Last Week's Top Scores

	Team Scratch Game	Team Scratch Series	Team Handicap Game	Team Handicap Series
	827 Galen's Pro Shop	2413 Galen's Pro Shop	871 Galen's Pro Shop	2545 Galen's Pro Shop
	594 Pin Seekers	1621 Pin Seekers	754 Pin Seekers	2101 Pin Seekers
	Scratch Game	Scratch Series	Handicap Game	Handicap Series
Men	236 Galen Keas	631 Galen Keas	258 Galen Keas	697 Galen Keas
	235 Dustin Graham	571 Dustin Graham	235 Dustin Graham	575 JJ Srack
	181 JJ Srack	512 JJ Srack	202 JJ Srack	571 Dustin Graham
	167 Nick Stockton	409 Nick Stockton	199 Nick Stockton	505 Nick Stockton
Women	227 Sarah Halkyard	630 Sarah Halkyard	242 Michelle Limbach	641 Michelle Limbach
	222 Michelle Limbach	581 Michelle Limbach	229 Sarah Halkyard	636 Sarah Halkyard
	157 Chris Stockton	436 Chris Stockton	208 Chris Stockton	589 Chris Stockton
	92 Shannon Mitchell	264 Shannon Mitchell	148 Shannon Mitchell	432 Shannon Mitchell

Season High Scores

	Team Scratch Game	Team Scratch Series	Team Handicap Game	Team Handicap Series
	910 Galen's Pro Shop	2508 Galen's Pro Shop	960 Galen's Pro Shop	2663 Galen's Pro Shop
	754 Pin Ups	2110 Pin Ups	925 Cruizers	2615 Pin Ups
	752 Cruizers	2065 Teachers & Creepers	914 Pin Ups	2612 Smok'n Aces
	740 Pin Seekers	2060 Angry Bowlers	912 Spare Me	2606 Trouble Makers
	737 Teachers & Creepers	2042 Trouble Makers	906 Smok'n Aces	2573 Angry Bowlers
	730 Angry Bowlers	2011 We Attempt	905 Pin Seekers	2554 We're Not Dead Yet
	713 We Attempt	1969 Cruizers	903 Trouble Makers	2533 Teachers & Creepe
	706 Trouble Makers	1954 Pin Seekers	897 We're Not Dead Yet	2531 Cruizers
	688 Bang Ding Owe	1915 Bang Ding Owe	894 Angry Bowlers	2512 We Attempt
	685 Pin Warriors	1878 Pin Warriors	892 Teachers & Creepers	2499 Pin Warriors

Team Scratch Game		Team Scratch Series		Team Handicap Game		Team Handicap Series	
661	We're Not Dead Yet	1877	Smok'n Aces	891	Pin Warriors	2497	Bang Ding Owe
661	Smok'n Aces	1830	We're Not Dead Yet	879	We Attempt	2482	Spare Me
628	Spare Me	1666	Spare Me	875	Bang Ding Owe	2441	Pin Seekers
Scratch Game		Scratch Series		Handicap Game		Handicap Series	
Men	270 Anthony Jenneman	730	Dustin Graham	299	Rich Lopez	767	Rich Hancock
	269 Dustin Graham	729	Jerome Bilslend	283	Bryan Hodges	766	Bryan Hodges
	269 Jerome Bilslend	716	Anthony Jenneman	278	Jerome Bilslend	756	Jerome Bilslend
	263 Randy Durand	671	Randy Durand	278	Jon Rood	742	Bobby Gillming
	258 Rich Lopez	651	Craig Boyd	278	Randy Durand	730	Dustin Graham
	255 Jon Rood	645	Nick Kidd	274	Malcolm Durand	726	Craig Boyd
	247 Galen Keas	643	Calvin Durand	273	Rich Hancock	719	Randy Durand
	247 Nick Kidd	642	CJ Brandt	272	Galen Keas	717	Malcolm Durand
	246 Calvin Durand	634	Bobby Gillming	271	Craig Boyd	716	Anthony Jenneman
	244 CJ Brandt	634	Bryan Hodges	271	Chris Flodine	711	CJ Brandt
Women	280 Sarah Halkyard	676	Sarah Halkyard	298	Trish Hancock	728	Dani Krotz
	247 Michelle Limbach	635	Michelle Limbach	291	Michelle Krotz	717	Michele Marienau
	245 Michelle Krotz	620	Dani Krotz	285	Michelle Peterson	703	Ashley Hancock
	243 Dani Krotz	570	Tennille Allison	284	Sarah Halkyard	699	Tennille Allison
	236 Allie Moore	561	Amanda Rood	279	Dani Krotz	697	Sarah Halkyard
	231 Trish Hancock	560	Krista Wiester	273	Allie Moore	695	Michelle Limbach
	225 Amanda Rood	553	Samantha Liebhart	268	Michelle Limbach	695	Trish Hancock
	220 Michelle Peterson	551	Allie Moore	265	Kristi Gruhn	689	Tracey Gowen
	214 Samantha Liebhart	546	Michelle Krotz	264	Tina Brandt	688	Michelle Peterson
	212 Krista Wiester	533	Tracey Gowen	263	Amanda Rood	684	Michelle Krotz

Team Rosters

1 - Pin Seekers

Name	Ave	HDCP	Pins	Gms	High Game	High Sers	HDCP Game	HDCP Sers	Most Improved Ave +/-	To Raise Avg +1	To Drop Avg -1	Weekly Over Ave Series Ave +/-
Chris Stockton	143	51	13312	93	202	504	247	664	149 -5.86	512	415	436 - 429=7
Shannon Mitchell	134	59	7939	59	182	473	243	656	136 -1.44	431	368	264 - 411=-147
JJ Srack	176	21	15878	90	232	602	265	688	172 +4.42	583	489	512 - 528=-16
Nick Stockton	163	33	14707	90	226	592	259	694	169 -5.59	545	451	409 - 492=-83
Christy Srack	121	71	4391	36	168	400	237	608	124 -2.03	367	327	

2 - Bye

3 - Angry Bowlers

Name	Ave	HDCP	Pins	Gms	High Game	High Sers	HDCP Game	HDCP Sers	Most Improved Ave +/-	To Raise Avg +1	To Drop Avg -1	Weekly Over Ave Series Ave +/-
Edie Timko	120	72	10851	90	183	430	255	646	123 -2.43	402	308	
Dee Durand	124	68	8560	69	173	479	240	680	132 -7.94	440	367	
Calvin Durand	180	18	16825	93	246	643	268	697	174 +6.91	551	454	
Randy Durand	185	13	17768	96	263	671	278	719	181 +4.08	646	546	
Mikki Mitchell	119	72	358	3	131	358	203	574		362	355	

4 - Bang Ding Owe

Name	Ave	HDCP	Pins	Gms	High Game	High Sers	HDCP Game	HDCP Sers	Most Improved Ave +/-	To Raise Avg +1	To Drop Avg -1	Weekly Over Ave Series Ave +/-
Chris Flodine	131	62	10619	81	208	508	271	697	125 +6.10	469	384	
Cindy Gibbons	145	49	13499	93	201	501	251	651	150 -4.85	517	420	
Shelley Groothuis	144	50	10234	71	201	521	248	662	153 -8.86	496	421	
Rick Maier	167	29	12074	72	231	592	265	694	162 +5.69	526	450	
Brooke Flodine	115	76	1035	9	139	354	212	573		357	344	

5 - Pin Warriors

Name	Ave	HDCP	Pins	Gms	High Game	High Sers	HDCP Game	HDCP Sers	Most Improved Ave +/-	To Raise Avg +1	To Drop Avg -1	Weekly Over Ave Series Ave +/-
Angie Hauserman	141	53	13186	93	185	514	238	673	140 +1.78	446	349	
Jeff Snodgrass	124	68	11718	94	178	460	247	679	120 +4.66	407	309	
Allie Moore	159	36	14370	90	236	551	273	662	157 +2.67	510	416	
Craig Schutt	149	45	14330	96	191	507	248	663	141 +8.27	520	420	
Rose Hemmingsen	150	45	452	3	186	452	231	587		454	447	

6 - Spare Me

<u>Name</u>	<u>Ave</u>	<u>HDCP</u>	<u>Pins</u>	<u>Gms</u>	<u>High Game</u>	<u>High Sers</u>	<u>HDCP Game</u>	<u>HDCP Sers</u>	<u>Most Improved Ave +/-</u>	<u>To Raise Avg +1</u>	<u>To Drop Avg -1</u>	<u>Weekly Over Ave Series Ave +/-</u>
Richelle Verbeck	120	72	7923	66	159	419	243	654	112 +8.05	426	356	
Karen Lopez	146	48	13481	92	198	483	244	622	145 +1.53	484	388	
Tyler Krotz	74	113	7107	95	122	309	239	657	65 +9.81	243	144	
Rich Lopez	163	33	14674	90	258	582	299	684	151 +12.04	578	484	

7 - Cruizers

<u>Name</u>	<u>Ave</u>	<u>HDCP</u>	<u>Pins</u>	<u>Gms</u>	<u>High Game</u>	<u>High Sers</u>	<u>HDCP Game</u>	<u>HDCP Sers</u>	<u>Most Improved Ave +/-</u>	<u>To Raise Avg +1</u>	<u>To Drop Avg -1</u>	<u>Weekly Over Ave Series Ave +/-</u>
Trish Hancock	126	66	11421	90	231	494	298	695	127 -0.10	390	296	
Michelle Krotz	145	49	9173	63	245	546	291	684	149 -3.40	463	396	
Rich Hancock	165	31	15599	94	224	617	273	767	153 +12.95	503	405	
Johnny Krotz	170	27	16343	96	233	577	261	661	171 -0.76	586	486	

8 - We Attempt

<u>Name</u>	<u>Ave</u>	<u>HDCP</u>	<u>Pins</u>	<u>Gms</u>	<u>High Game</u>	<u>High Sers</u>	<u>HDCP Game</u>	<u>HDCP Sers</u>	<u>Most Improved Ave +/-</u>	<u>To Raise Avg +1</u>	<u>To Drop Avg -1</u>	<u>Weekly Over Ave Series Ave +/-</u>
Ashley Hancock	141	53	11029	78	200	517	254	703	141 +0.40	473	391	
Dani Krotz	158	37	15042	95	243	620	279	728	160 -1.66	540	441	
Richard Serr	156	39	15029	96	209	569	247	683	156 +0.55	514	414	
Larry Lambrecht-L.H.	103	87	4873	47	155	382	246	655	99 +4.68	327	276	
Larry Lambrecht-R.H.	164	32	6892	42	207	547	234	649	165 -0.90	533	487	
Stuart Hollander	127	65	763	6	155	388	222	589		389	379	

9 - We're Not Dead Yet

<u>Name</u>	<u>Ave</u>	<u>HDCP</u>	<u>Pins</u>	<u>Gms</u>	<u>High Game</u>	<u>High Sers</u>	<u>HDCP Game</u>	<u>HDCP Sers</u>	<u>Most Improved Ave +/-</u>	<u>To Raise Avg +1</u>	<u>To Drop Avg -1</u>	<u>Weekly Over Ave Series Ave +/-</u>
Tammy Koupal	111	80	7369	66	165	383	245	632	104 +7.65	359	289	
Jen Kidd	118	73	5316	45	166	408	243	654	114 +4.13	396	347	
Keith Koupal	128	64	8111	63	169	454	233	643	128 +0.75	403	336	
Nick Kidd	182	16	10779	59	247	645	258	687	187 -4.31	567	504	
Kim Hodges	118	73	7839	66	186	442	259	661	113 +5.77	372	302	
Bryan Hodges	155	40	10269	66	239	634	283	766	150 +5.59	495	425	

10 - Galen's Pro Shop

<u>Name</u>	<u>Ave</u>	<u>HDCP</u>	<u>Pins</u>	<u>Gms</u>	<u>High Game</u>	<u>High Sers</u>	<u>HDCP Game</u>	<u>HDCP Sers</u>	<u>Most Improved Ave +/-</u>	<u>To Raise Avg +1</u>	<u>To Drop Avg -1</u>	<u>Weekly Over Ave Series Ave +/-</u>
Lois Keas	78	109	1641	21	107	285	214	606	78 +0.14	255	230	
Michelle Limbach	177	20	17049	96	247	635	268	695	182 -4.41	573	473	581 - 531=50
Galen Keas	177	20	10641	60	247	631	272	698	170 +7.35	573	509	631 - 525=106
Dustin Graham	215	0	19384	90	269	730	269	730	216 -0.62	704	610	571 - 648=-77
Sarah Halkyard	198	1	11907	60	280	676	284	697	193 +5.45	630	566	630 - 591=39
Anthony Jenneman	210	0	8214	39	270	716	270	716	216 -5.38	648	605	

11 - Teachers & Creepers

<u>Name</u>	<u>Ave</u>	<u>HDCP</u>	<u>Pins</u>	<u>Gms</u>	<u>High Game</u>	<u>High Sers</u>	<u>HDCP Game</u>	<u>HDCP Sers</u>	<u>Most Improved Ave +/-</u>	<u>To Raise Avg +1</u>	<u>To Drop Avg -1</u>	<u>Weekly Over Ave Series Ave +/-</u>
Tennille Allison	155	40	14962	96	210	570	251	699	151 +4.85	482	382	
Amanda Rood	164	32	15797	96	225	561	263	663	158 +6.55	538	438	
John Allison	141	53	13614	96	192	502	246	664	137 +4.81	444	344	
Jon Rood	173	24	16676	96	255	604	278	673	179 -5.29	550	450	

12 - Pin Ups

<u>Name</u>	<u>Ave</u>	<u>HDCP</u>	<u>Pins</u>	<u>Gms</u>	<u>High Game</u>	<u>High Sers</u>	<u>HDCP Game</u>	<u>HDCP Sers</u>	<u>Most Improved Ave +/-</u>	<u>To Raise Avg +1</u>	<u>To Drop Avg -1</u>	<u>Weekly Over Ave Series Ave +/-</u>
Samantha Liebhart	150	45	13117	87	214	553	250	679	154 -3.23	473	382	
Malcolm Durand	141	53	12729	90	220	555	274	717	139 +2.43	477	383	
Chris Hansen	157	38	8485	54	192	518	232	638	154 +3.13	521	463	
Beau Hansen	176	21	6362	36	231	624	254	693	176 +0.72	541	501	
Jerome Bilslend	195	4	12323	63	269	729	278	756	182 +13.60	613	546	
Lynn Watson	104	86	5016	48	150	388	237	649	97 +7.50	339	287	

13 - Smok'n Aces

<u>Name</u>	<u>Ave</u>	<u>HDCP</u>	<u>Pins</u>	<u>Gms</u>	<u>High Game</u>	<u>High Sers</u>	<u>HDCP Game</u>	<u>HDCP Sers</u>	<u>Most Improved Ave +/-</u>	<u>To Raise Avg +1</u>	<u>To Drop Avg -1</u>	<u>Weekly Over Ave Series Ave +/-</u>
Allen Noltersmeier	112	79	10832	96	169	443	249	683	103 +9.83	355	255	
Michele Marienau	109	81	10482	96	161	465	245	717	108 +1.19	408	308	
Kristi Gruhn	135	58	7984	59	209	478	265	649	140 -4.68	448	385	
Craig Boyd	167	29	15543	93	236	651	271	726	173 -5.87	585	488	

14 - Trouble Makers

<u>Name</u>	<u>Ave</u>	<u>HDCP</u>	<u>Pins</u>	<u>Gms</u>	<u>High Game</u>	<u>High Sers</u>	<u>HDCP Game</u>	<u>HDCP Sers</u>	<u>Most Improved Ave +/-</u>	<u>To Raise Avg +1</u>	<u>To Drop Avg -1</u>	<u>Weekly Over Ave Series Ave +/-</u>
Tracey Gowen	148	46	14221	96	203	533	253	689	142 +6.14	530	430	
Tina Brandt	137	56	12817	93	209	496	264	661	137 +0.82	431	334	
Jason Gowen	132	61	11884	90	194	498	256	693	125 +7.04	485	391	
CJ Brandt	176	21	13768	78	244	642	268	711	171 +5.51	569	487	
Bobby Gillming	177	20	3717	21	234	634	270	742	177 0.00	555	530	

Temporary Substitutes Division 1: Enter Div Label**♂ Men Division 1: Enter Div Label**

<u>Name</u>	<u>Ave</u>	<u>HDCP</u>	<u>Pins</u>	<u>Gms</u>	<u>High Game</u>	<u>High Sers</u>	<u>HDCP Game</u>	<u>HDCP Sers</u>	<u>Most Improved Ave +/-</u>	<u>To Raise Avg +1</u>	<u>To Drop Avg -1</u>	<u>Weekly Over Ave Series Ave +/-</u>
Craig Anderson	253	0	761	3	268	761	268	761		763	756	
Greg Pettit	189	9	568	3	206	568	215	595		572	565	

♀ Women Division 1: Enter Div Label

<u>Name</u>	<u>Ave</u>	<u>HDCP</u>	<u>Pins</u>	<u>Gms</u>	<u>High Game</u>	<u>High Sers</u>	<u>HDCP Game</u>	<u>HDCP Sers</u>	<u>Most Improved Ave +/-</u>	<u>To Raise Avg +1</u>	<u>To Drop Avg -1</u>	<u>Weekly Over Ave Series Ave +/-</u>
Frances Hancock	118	73	3555	30	150	396	223	606	120 -1.50	372	338	
Paula Herrick	84	104	1771	21	119	273	225	591	84 +0.33	269	244	
Rebecca McPherson	131	62	395	3	147	395	209	581		397	390	
Michelle Peterson	135	58	4462	33	220	493	285	688	133 +2.21	434	397	
Krista Wiester	177	20	2128	12	212	560	232	630		542	526	

Individual High Averages

Men			Women		
	215.38	Dustin Graham		198.45	Sarah Halkyard
	210.62	Anthony Jenneman		177.59	Michelle Limbach
	195.60	Jerome Bilslend		164.55	Amanda Rood
	185.08	Randy Durand		159.67	Allie Moore
	182.69	Nick Kidd		158.34	Dani Krotz
	180.91	Calvin Durand		157.13	Chris Hansen
	177.35	Galen Keas		155.85	Tennille Allison
	177.00	Bobby Gillming		150.77	Samantha Liebhart
	176.72	Beau Hansen		148.14	Tracey Gowen
	176.51	CJ Brandt		146.53	Karen Lopez

Most Improved Average

Men				Women					
	182	to	195.60 = +13.60	Jerome Bilslend		112	to	120.05 = +8.05	Richelle Verbeck
	153	to	165.95 = +12.95	Rich Hancock		104	to	111.65 = +7.65	Tammy Koupal
	151	to	163.04 = +12.04	Rich Lopez		97	to	104.50 = +7.50	Lynn Watson
	103	to	112.83 = +9.83	Allen Noltersmeier		158	to	164.55 = +6.55	Amanda Rood
	65	to	74.81 = +9.81	Tyler Krotz		142	to	148.14 = +6.14	Tracey Gowen
	141	to	149.27 = +8.27	Craig Schutt		113	to	118.77 = +5.77	Kim Hodges
	170	to	177.35 = +7.35	Galen Keas		193	to	198.45 = +5.45	Sarah Halkyard
	125	to	132.04 = +7.04	Jason Gowen		151	to	155.85 = +4.85	Tennille Allison
	174	to	180.91 = +6.91	Calvin Durand		114	to	118.13 = +4.13	Jen Kidd
	125	to	131.10 = +6.10	Chris Flodine		154	to	157.13 = +3.13	Chris Hansen

Town & Country 2017-18

Big Apple Fun Center Reprint of Scores -- Week 33

Lane 15 1 - Pin Seekers Week 33 4/29/2018

Name	Old Ave	Old HDCP	-1-	-2-	-3-	Total	HDCP Total
Chris M. Stockton	143	51	157	156	123	436	589
Shannon L. Mitchell	137	56	92	82	90	264	432
JJ Srack	176	21	178	181	153	512	575
Nick J. Stockton	164	32	167	125	117	409	505
			====	====	====	====	====
Scratch Total			594	544	483	1621	1621
Handicap			160	160	160		480
Total			754	704	643	1621	2101
Team Points Won			0.0	0.0	0.0	0.0	0.0

Lane 16 10 - Galen's Pro Shop Week 33 4/29/2018

Name	Old Ave	Old HDCP	-1-	-2-	-3-	Total	HDCP Total
Sarah G. Halkyard	197	2	209	194	227	630	636
Michelle L. Limbach	177	20	183	222	176	581	641
Galen Keas	175	22	236	206	189	631	697
Dustin W. Graham	216	0	172	164	235	571	571
			====	====	====	====	====
Scratch Total			800	786	827	2413	2413
Handicap			44	44	44		132
Total			844	830	871	2413	2545
Team Points Won			1.0	1.0	1.0	4.0	4.0

Town & Country 2017-18

Sunday 6:30 pm

Big Apple Fun Center

Lanes 15 - 28

* Bowlers listed must have a minimum of 1 games.

Note: This report includes information through April 29 which is Week 33 of 33

Change in Average

Name	-----Old-----		Old Ave					---Average Change---			Weekly Over Ave Series Ave +/-
	Pins	Games		-1-	-2-	-3-	Total	New - Old	----> +/-		
John M. Allison	13614	96	141				0	141.81	- 141.81	= 0.00	
Tennille Allison	14962	96	155				0	155.85	- 155.85	= 0.00	
Craig W. Anderson	761	3	253				0	253.67	- 253.67	= 0.00	
Jerome K. Bilsend	12323	63	195				0	195.60	- 195.60	= 0.00	
Craig A. Boyd	15543	93	167				0	167.13	- 167.13	= 0.00	
CJ Brandt	13768	78	176				0	176.51	- 176.51	= 0.00	
Tina M. Brandt	12817	93	137				0	137.82	- 137.82	= 0.00	
Calvin L. Durand	16825	93	180				0	180.91	- 180.91	= 0.00	
Dee I. Durand	8560	69	124				0	124.06	- 124.06	= 0.00	
Malcolm R. Durand	12729	90	141				0	141.43	- 141.43	= 0.00	
Randy L. Durand	17768	96	185				0	185.08	- 185.08	= 0.00	
Brooke A. Flodine	1035	9	115				0	115.00	- 115.00	= 0.00	
Chris Flodine	10619	81	131				0	131.10	- 131.10	= 0.00	
Cindy Gibbons	13499	93	145				0	145.15	- 145.15	= 0.00	
Bobby E. Gillming	3717	21	177				0	177.00	- 177.00	= 0.00	
Jason J. Gowen	11884	90	132				0	132.04	- 132.04	= 0.00	
Tracey Gowen	14221	96	148				0	148.14	- 148.14	= 0.00	
Dustin W. Graham	18813	87	216	172	164	235	571	215.38	- 216.24	= -0.86	571 - 648=-77
Shelley L. Groothuis	10234	71	144				0	144.14	- 144.14	= 0.00	
Kristi Gruhn	7984	59	135				0	135.32	- 135.32	= 0.00	
Sarah G. Halkyard	11277	57	197	209	194	227	630	198.45	- 197.84	= 0.61	630 - 591=39
Ashley K. Hancock	11029	78	141				0	141.40	- 141.40	= 0.00	
Frances M. Hancock	3555	30	118				0	118.50	- 118.50	= 0.00	
Rich Hancock	15599	94	165				0	165.95	- 165.95	= 0.00	
Trish R. Hancock	11421	90	126				0	126.90	- 126.90	= 0.00	
Beau W. Hansen	6362	36	176				0	176.72	- 176.72	= 0.00	
Chris Hansen	8485	54	157				0	157.13	- 157.13	= 0.00	
Angie C. Hauserman	13186	93	141				0	141.78	- 141.78	= 0.00	
Rose Hemmingsen	452	3	150				0	150.67	- 150.67	= 0.00	
Paula M. Herrick	1771	21	84				0	84.33	- 84.33	= 0.00	
Bryan L. Hodges	10269	66	155				0	155.59	- 155.59	= 0.00	
Kim L. Hodges	7839	66	118				0	118.77	- 118.77	= 0.00	
Stuart L. Hollander	763	6	127				0	127.17	- 127.17	= 0.00	
Anthony A. Jenneman	8214	39	210				0	210.62	- 210.62	= 0.00	
Galen Keas	10010	57	175	236	206	189	631	177.35	- 175.61	= 1.74	631 - 525=106

Town & Country 2017-18

Sunday 6:30 pm

Big Apple Fun Center

Lanes 15 - 28

* Bowlers listed must have a minimum of 1 games.

Note: This report includes information through April 29 which is Week 33 of 33

Name	-----Old-----		Old					---Average Change---			Weekly Over Ave	
	Pins	Games	Ave	-1-	-2-	-3-	Total	New	Old	----> +/-	Series Ave +/-	
Lois J. Keas	1641	21	78				0	78.14	-	78.14	= 0.00	
Jen Kidd	5316	45	118				0	118.13	-	118.13	= 0.00	
Nick Kidd	10779	59	182				0	182.69	-	182.69	= 0.00	
Keith D. Koupal	8111	63	128				0	128.75	-	128.75	= 0.00	
Tammy Koupal	7369	66	111				0	111.65	-	111.65	= 0.00	
Dani Krotz	15042	95	158				0	158.34	-	158.34	= 0.00	
Johnny Krotz	16343	96	170				0	170.24	-	170.24	= 0.00	
Michelle R. Krotz	9173	63	145				0	145.60	-	145.60	= 0.00	
Tyler J. Krotz	7107	95	74				0	74.81	-	74.81	= 0.00	
Larry L. Lambrecht-L.H.	4873	47	103				0	103.68	-	103.68	= 0.00	
Larry L. Lambrecht-R.H.	6892	42	164				0	164.10	-	164.10	= 0.00	
Samantha J. Liebhart	13117	87	150				0	150.77	-	150.77	= 0.00	
Michelle L. Limbach	16468	93	177	183	222	176	581	177.59	-	177.08	= 0.52	581 - 531=50
Karen L. Lopez	13481	92	146				0	146.53	-	146.53	= 0.00	
Rich Lopez	14674	90	163				0	163.04	-	163.04	= 0.00	
Rick E. Maier	12074	72	167				0	167.69	-	167.69	= 0.00	
Michele A. Marienau	10482	96	109				0	109.19	-	109.19	= 0.00	
Rebecca McPherson	395	3	131				0	131.67	-	131.67	= 0.00	
Mikki S. Mitchell	358	3	119				0	119.33	-	119.33	= 0.00	
Shannon L. Mitchell	7675	56	137	92	82	90	264	134.56	-	137.05	= -2.49	264 - 411=-147
Allie E. Moore	14370	90	159				0	159.67	-	159.67	= 0.00	
Allen S. Noltersmeier	10832	96	112				0	112.83	-	112.83	= 0.00	
Michelle Peterson	4462	33	135				0	135.21	-	135.21	= 0.00	
Greg A. Pettit	568	3	189				0	189.33	-	189.33	= 0.00	
Amanda L. Rood	15797	96	164				0	164.55	-	164.55	= 0.00	
Jon D. Rood	16676	96	173				0	173.71	-	173.71	= 0.00	
Craig A. Schutt	14330	96	149				0	149.27	-	149.27	= 0.00	
Richard M. Serr	15029	96	156				0	156.55	-	156.55	= 0.00	
Jeff D. Snodgrass	11718	94	124				0	124.66	-	124.66	= 0.00	
Christy Srack	4391	36	121				0	121.97	-	121.97	= 0.00	
JJ Srack	15366	87	176	178	181	153	512	176.42	-	176.62	= -0.20	512 - 528=-16
Chris M. Stockton	12876	90	143	157	156	123	436	143.14	-	143.07	= 0.07	436 - 429=7
Nick J. Stockton	14298	87	164	167	125	117	409	163.41	-	164.34	= -0.93	409 - 492=-83
Edie Timko	10851	90	120				0	120.57	-	120.57	= 0.00	
Richelle L. Verbeck	7923	66	120				0	120.05	-	120.05	= 0.00	
Lynn M. Watson	5016	48	104				0	104.50	-	104.50	= 0.00	

Town & Country 2017-18

Sunday 6:30 pm

Big Apple Fun Center

Lanes 15 - 28

* Bowlers listed must have a minimum of 1 games.

Note: This report includes information through April 29 which is Week 33 of 33

Name	-----Old-----		Old	-1-	-2-	-3-	Total	---Average Change---			Weekly Over Ave
	Pins	Games	Ave					New - Old	--> +/-	Series Ave +/-	
Krista K. Wiester	2128	12	177				0	177.33	- 177.33	=	0.00

Sunday 6:30 pm

Big Apple Fun Center

* Bowlers listed must have a minimum of 1 games.

High Average Listing

Name	True Average	Pins	Gms	To Raise Avg +1	To Drop Avg -1
Craig W. Anderson	253.67	761	3	763	756
Dustin W. Graham	215.38	19384	90	704	610
Anthony A. Jenneman	210.62	8214	39	648	605
Sarah G. Halkyard	198.45	11907	60	630	566
Jerome K. Bilslend	195.60	12323	63	613	546
Greg A. Pettit	189.33	568	3	572	565
Randy L. Durand	185.08	17768	96	646	546
Nicholas H. Kidd	182.69	10779	59	567	504
Calvin L. Durand	180.91	16825	93	551	454
Michelle L. Limbach	177.59	17049	96	573	473
Dennis G. Keas	177.35	10641	60	573	509
Krista K. Wiester	177.33	2128	12	542	526
Bobby E. Gillming	177.00	3717	21	555	530
Beau W. Hansen	176.72	6362	36	541	501
CJ Brandt	176.51	13768	78	569	487
Jerry J. Srack	176.42	15878	90	583	489
Jon D. Rood	173.71	16676	96	550	450
John L. Krotz	170.24	16343	96	586	486
Rick E. Maier	167.69	12074	72	526	450
Craig A. Boyd	167.13	15543	93	585	488
Richard D. Hancock	165.95	15599	94	503	405
Amanda L. Rood	164.55	15797	96	538	438
Larry L. Lambrecht-R.H.	164.10	6892	42	533	487
Nick J. Stockton	163.41	14707	90	545	451
Richard L. Lopez	163.04	14674	90	578	484
Allie E. Moore	159.67	14370	90	510	416
Danielle R. Krotz	158.34	15042	95	540	441
Christina A. Hansen	157.13	8485	54	521	463
Richard M. Serr	156.55	15029	96	514	414
Tennille Allison	155.85	14962	96	482	382
Bryan L. Hodges	155.59	10269	66	495	425
Samantha J. Liebhart	150.77	13117	87	473	382
Rose Hemmingsen	150.67	452	3	454	447
Craig A. Schutt	149.27	14330	96	520	420
Tracey Gowen	148.14	14221	96	530	430
Karen L. Lopez	146.53	13481	92	484	388
Michelle R. Krotz	145.60	9173	63	463	396
Cynthia A. Gibbons	145.15	13499	93	517	420
Shelley L. Groothuis	144.14	10234	71	496	421
Chris M. Stockton	143.14	13312	93	512	415
John M. Allison	141.81	13614	96	444	344
Angie C. Hauserman	141.78	13186	93	446	349
Malcolm R. Durand	141.43	12729	90	477	383
Ashley K. Hancock	141.40	11029	78	473	391
Tina M. Brandt	137.82	12817	93	431	334
Kristina K. Gruhn	135.32	7984	59	448	385
Michelle Peterson	135.21	4462	33	434	397
Shannon L. Mitchell	134.56	7939	59	431	368

Sunday 6:30 pm

Big Apple Fun Center** Bowlers listed must have a minimum of 1 games.*

<u>Name</u>	<u>True Average</u>	<u>Pins</u>	<u>Gms</u>	<u>To Raise Avg +1</u>	<u>To Drop Avg -1</u>
Jason J. Gowen	132.04	11884	90	485	391
Rebecca McPherson	131.67	395	3	397	390
Christopher D. Flodine	131.10	10619	81	469	384
Keith D. Koupal	128.75	8111	63	403	336
Stuart L. Hollander	127.17	763	6	389	379
Trish R. Hancock	126.90	11421	90	390	296
Jeff D. Snodgrass	124.66	11718	94	407	309
Dee I. Durand	124.06	8560	69	440	367
Christina D. Srack	121.97	4391	36	367	327
Edith E. Timko	120.57	10851	90	402	308
Richelle L. Verbeck	120.05	7923	66	426	356
Mikki S. Mitchell	119.33	358	3	362	355
Kim L. Hodges	118.77	7839	66	372	302
Frances M. Hancock	118.50	3555	30	372	338
Jennifer K. Kidd	118.13	5316	45	396	347
Brooke A. Flodine	115.00	1035	9	357	344
Allen S. Noltersmeier	112.83	10832	96	355	255
Tamara R. Koupal	111.65	7369	66	359	289
Michele A. Marienau	109.19	10482	96	408	308
Lynn M. Watson	104.50	5016	48	339	287
Larry L. Lambrecht-L.H.	103.68	4873	47	327	276
Paula M. Herrick	84.33	1771	21	269	244
Lois J. Keas	78.14	1641	21	255	230
Tyler J. Krotz	74.81	7107	95	243	144

Sunday 6:30 pm

Big Apple Fun Center

Lanes 15 - 28

* Bowlers listed must have a minimum of 1 games.

Note: This report includes information through April 29 which is Week 33 of 33

Most Pins Over Average

Name	-----Old-----		Old Ave	Average Change				Total	---Average Change---			Weekly Over Ave Series Ave +/-	
	Pins	Games		-1-	-2-	-3-	New - Old		----> +/-				
Galen Keas	10010	57	175	236	206	189	631	177.35	-	175.61	=	1.74	631 - 525=106
Michelle L. Limbach	16468	93	177	183	222	176	581	177.59	-	177.08	=	0.52	581 - 531=50
Sarah G. Halkyard	11277	57	197	209	194	227	630	198.45	-	197.84	=	0.61	630 - 591=39
Chris M. Stockton	12876	90	143	157	156	123	436	143.14	-	143.07	=	0.07	436 - 429=7
JJ Srack	15366	87	176	178	181	153	512	176.42	-	176.62	=	-0.20	512 - 528=-16
Dustin W. Graham	18813	87	216	172	164	235	571	215.38	-	216.24	=	-0.86	571 - 648=-77
Nick J. Stockton	14298	87	164	167	125	117	409	163.41	-	164.34	=	-0.93	409 - 492=-83
Shannon L. Mitchell	7675	56	137	92	82	90	264	134.56	-	137.05	=	-2.49	264 - 411=-147
Michelle R. Krotz	9173	63	145				0	145.60	-	145.60	=	0.00	
Keith D. Koupal	8111	63	128				0	128.75	-	128.75	=	0.00	
Rick E. Maier	12074	72	167				0	167.69	-	167.69	=	0.00	
Michelle Peterson	4462	33	135				0	135.21	-	135.21	=	0.00	
Shelley L. Groothuis	10234	71	144				0	144.14	-	144.14	=	0.00	
Frances M. Hancock	3555	30	118				0	118.50	-	118.50	=	0.00	
Christy Srack	4391	36	121				0	121.97	-	121.97	=	0.00	
Jerome K. Bilslend	12323	63	195				0	195.60	-	195.60	=	0.00	
Samantha J. Liebhart	13117	87	150				0	150.77	-	150.77	=	0.00	
Allie E. Moore	14370	90	159				0	159.67	-	159.67	=	0.00	
Bobby E. Gillming	3717	21	177				0	177.00	-	177.00	=	0.00	
Lynn M. Watson	5016	48	104				0	104.50	-	104.50	=	0.00	
Tyler J. Krotz	7107	95	74				0	74.81	-	74.81	=	0.00	
Richard M. Serr	15029	96	156				0	156.55	-	156.55	=	0.00	
Trish R. Hancock	11421	90	126				0	126.90	-	126.90	=	0.00	
Rich Hancock	15599	94	165				0	165.95	-	165.95	=	0.00	
Krista K. Wiester	2128	12	177				0	177.33	-	177.33	=	0.00	
Jason J. Gowen	11884	90	132				0	132.04	-	132.04	=	0.00	
Anthony A. Jenneman	8214	39	210				0	210.62	-	210.62	=	0.00	
Jen Kidd	5316	45	118				0	118.13	-	118.13	=	0.00	
Rose Hemmingsen	452	3	150				0	150.67	-	150.67	=	0.00	
Kristi Gruhn	7984	59	135				0	135.32	-	135.32	=	0.00	
Mikki S. Mitchell	358	3	119				0	119.33	-	119.33	=	0.00	
Stuart L. Hollander	763	6	127				0	127.17	-	127.17	=	0.00	
Larry L. Lambrecht-L.H.	4873	47	103				0	103.68	-	103.68	=	0.00	
Malcolm R. Durand	12729	90	141				0	141.43	-	141.43	=	0.00	
Tracey Gowen	14221	96	148				0	148.14	-	148.14	=	0.00	

Town & Country 2017-18

Sunday 6:30 pm

Big Apple Fun Center

Lanes 15 - 28

* Bowlers listed must have a minimum of 1 games.

Note: This report includes information through April 29 which is Week 33 of 33

Name	-----Old-----		Old	-1-	-2-	-3-	Total	---Average Change---			Weekly Over Ave	
	Pins	Games	Ave					New	Old	----> +/-	Series Ave +/-	
Tina M. Brandt	12817	93	137				0	137.82	-	137.82	=	0.00
Lois J. Keas	1641	21	78				0	78.14	-	78.14	=	0.00
Rebecca McPherson	395	3	131				0	131.67	-	131.67	=	0.00
Brooke A. Flodine	1035	9	115				0	115.00	-	115.00	=	0.00
Angie C. Hauserman	13186	93	141				0	141.78	-	141.78	=	0.00
Craig W. Anderson	761	3	253				0	253.67	-	253.67	=	0.00
Greg A. Pettit	568	3	189				0	189.33	-	189.33	=	0.00
Karen L. Lopez	13481	92	146				0	146.53	-	146.53	=	0.00
Kim L. Hodges	7839	66	118				0	118.77	-	118.77	=	0.00
Rich Lopez	14674	90	163				0	163.04	-	163.04	=	0.00
Bryan L. Hodges	10269	66	155				0	155.59	-	155.59	=	0.00
Craig A. Boyd	15543	93	167				0	167.13	-	167.13	=	0.00
Ashley K. Hancock	11029	78	141				0	141.40	-	141.40	=	0.00
Dee I. Durand	8560	69	124				0	124.06	-	124.06	=	0.00
Allen S. Noltersmeier	10832	96	112				0	112.83	-	112.83	=	0.00
Paula M. Herrick	1771	21	84				0	84.33	-	84.33	=	0.00
Chris Hansen	8485	54	157				0	157.13	-	157.13	=	0.00
Beau W. Hansen	6362	36	176				0	176.72	-	176.72	=	0.00
Michele A. Marienau	10482	96	109				0	109.19	-	109.19	=	0.00
Cindy Gibbons	13499	93	145				0	145.15	-	145.15	=	0.00
Chris Flodine	10619	81	131				0	131.10	-	131.10	=	0.00
Calvin L. Durand	16825	93	180				0	180.91	-	180.91	=	0.00
Johnny Krotz	16343	96	170				0	170.24	-	170.24	=	0.00
Tammy Koupal	7369	66	111				0	111.65	-	111.65	=	0.00
CJ Brandt	13768	78	176				0	176.51	-	176.51	=	0.00
Nick Kidd	10779	59	182				0	182.69	-	182.69	=	0.00
Dani Krotz	15042	95	158				0	158.34	-	158.34	=	0.00
Larry L. Lambrecht-R.H.	6892	42	164				0	164.10	-	164.10	=	0.00
Edie Timko	10851	90	120				0	120.57	-	120.57	=	0.00
Jeff D. Snodgrass	11718	94	124				0	124.66	-	124.66	=	0.00
John M. Allison	13614	96	141				0	141.81	-	141.81	=	0.00
Jon D. Rood	16676	96	173				0	173.71	-	173.71	=	0.00
Randy L. Durand	17768	96	185				0	185.08	-	185.08	=	0.00
Richelle L. Verbeck	7923	66	120				0	120.05	-	120.05	=	0.00
Tennille Allison	14962	96	155				0	155.85	-	155.85	=	0.00
Amanda L. Rood	15797	96	164				0	164.55	-	164.55	=	0.00

Town & Country 2017-18

Sunday 6:30 pm

Big Apple Fun Center

Lanes 15 - 28

* Bowlers listed must have a minimum of 1 games.

Note: This report includes information through April 29 which is Week 33 of 33

Name	-----Old-----		Old	-1-	-2-	-3-	Total	---Average Change---			Weekly Over Ave
	Pins	Games	Ave					New - Old	---> +/-	Series Ave +/-	
Craig A. Schutt	14330	96	149				0	149.27	- 149.27	=	0.00

Town & Country 2017-18

Big Apple Fun Center

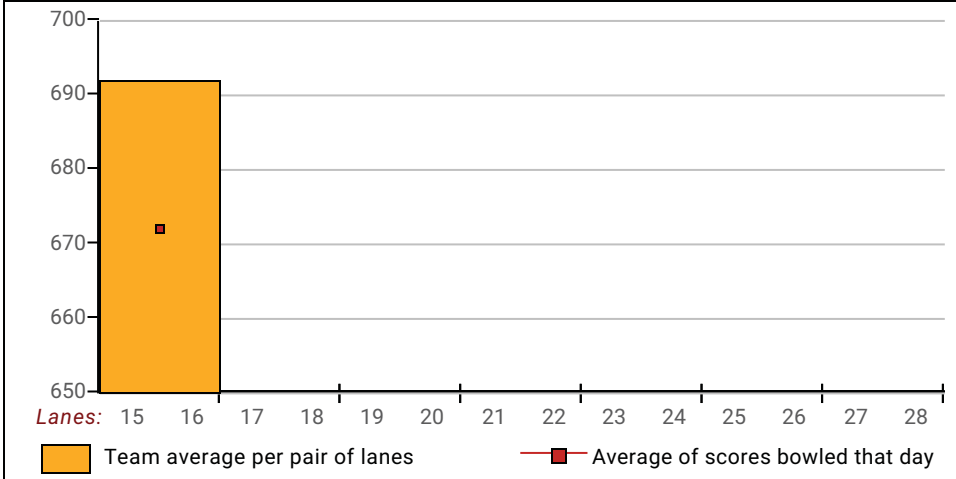
This report is for scores bowled April 29 which is Week 33 of 33

This Week's Statistics

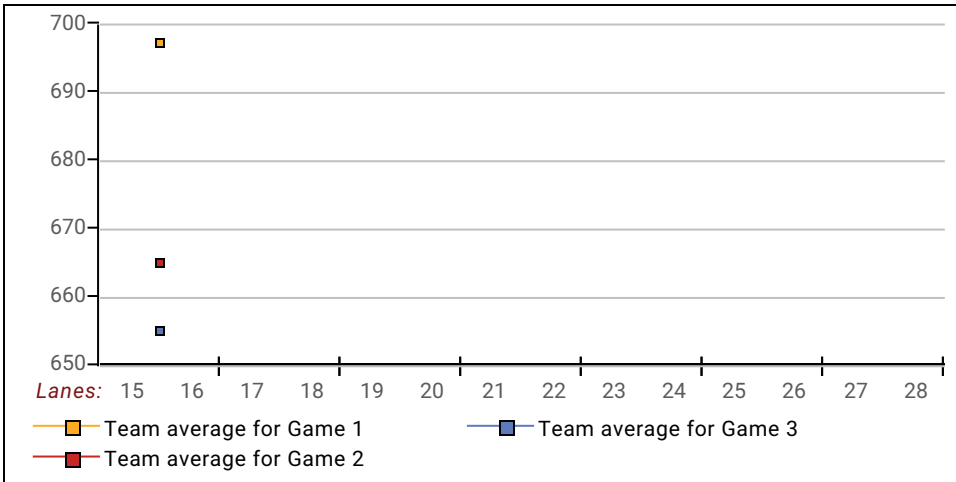
	<u>Over All</u>	<u>Men</u>	<u>Women</u>
How many people bowled	8	4	4
Number of games bowled	24	12	12
Actual average of week's scores	168.08	176.92	159.25
How many games above average	13	7	6
How many games below average	11	5	6
Pins above/below average per game	-5.04	-5.83	-4.25
How many people raised average by this amount	4 0.73	1 1.74	3 0.40
How many people went down by this amount	4 -1.12	3 -0.67	1 -2.49
League average before bowling	173.48	183.21	163.76
League average after bowling	173.29	183.14	163.44
Change in league average	-0.19	-0.06	-0.32
800s	--	--	--
775s	--	--	--
750s	--	--	--
725s	--	--	--
700s	--	--	--
675s	--	--	--
650s	--	--	--
625s	2	1	1
600s	--	--	--
575s	1	--	1
550s	1	1	--
525s	--	--	--
500s	1	1	--
475s	--	--	--
450s	--	--	--
425s	1	--	1
400s	1	1	--
below 400	1	--	1
300s	--	--	--
275s	--	--	--
250s	--	--	--
225s	3	2	1
200s	3	1	2
175s	6	3	3
150s	6	4	2
125s	1	1	--
100s	2	1	1
below 100	3	--	3

This report is for scores bowled April 29 which is Week 33 of 33

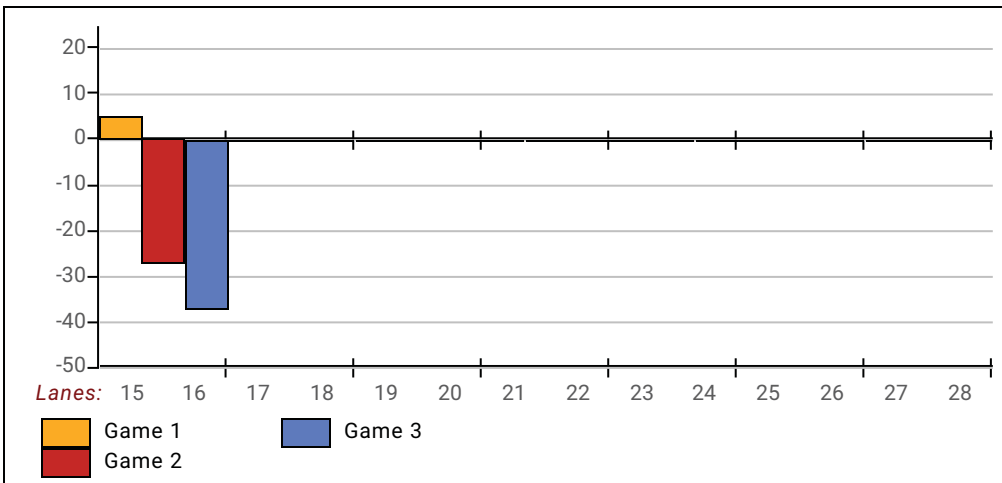
Team Average vs Ave of Scores



Average of Scores for Each Game

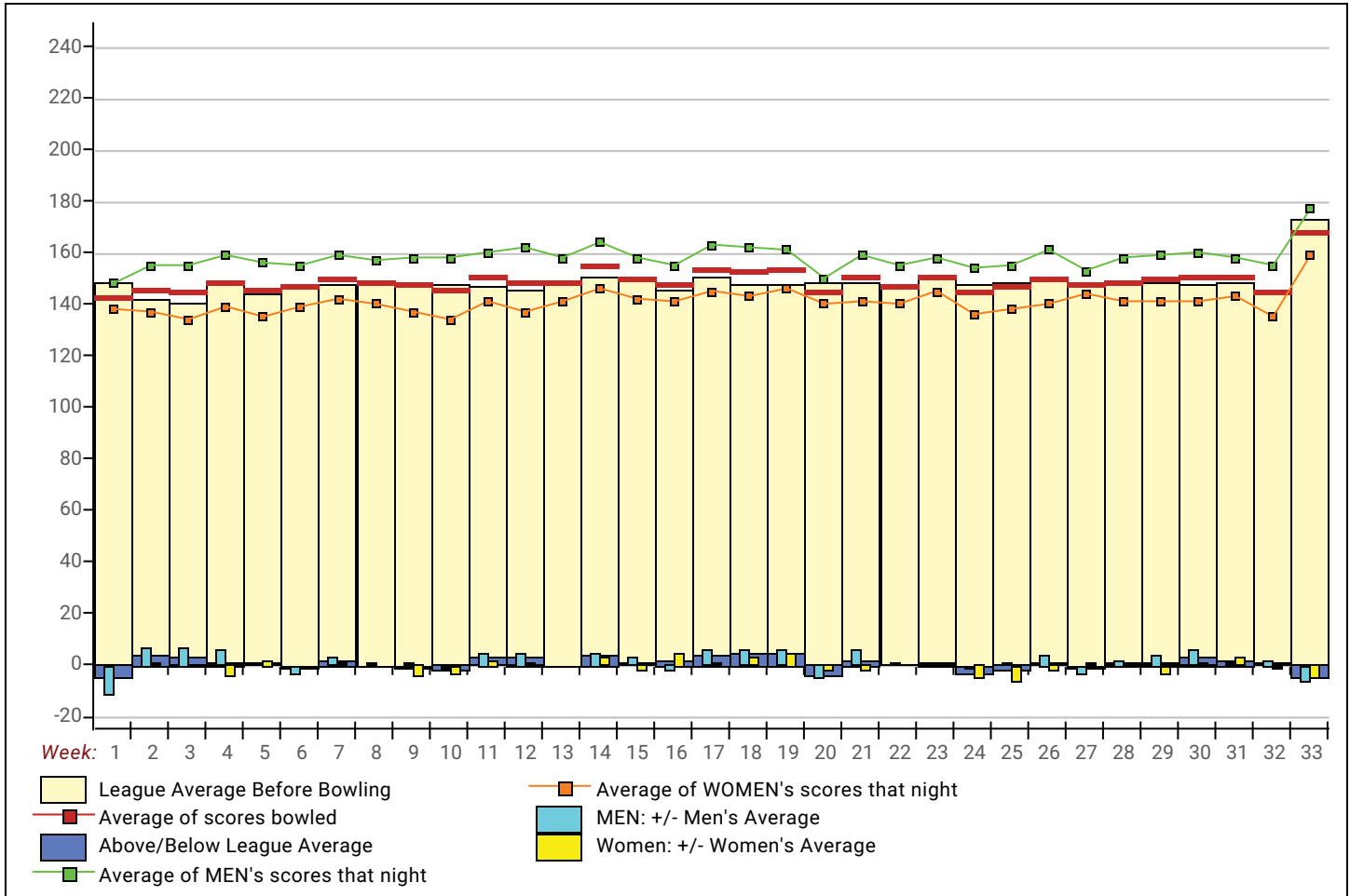


Amount Over/Under Team Average



This report is for scores bowled April 29 which is Week 33 of 33

League Average Week-by-Week



League Average Statistics for Last Week

	League	Right Hand	Left Hand	Men (Lft+Rt)	Women (Lft+Rt)
League Average Before Bowling	173.48	173.48		183.21	163.76
Average of scores bowled that night	168.08	168.08		176.92	159.25
New League Average After Bowling	173.29	173.29		183.14	163.44
Change in League Average	-.19	-.19		-.06	-.32
People Who Bowled Over Average	4	4		1	3
People Who Bowled Under Average	4	4		3	1
Average Amount of Series Over Avg	50.50	50.50		106.00	32.00
Average Amount of Series Under Avg	-80.75	-80.75		-58.67	-147.00
Difference Avg, NiteAvg	-5.04	-5.04		-5.83	-4.25
Number of Bowlers	8	8		4	4
Number of Games Bowled	24	24		12	12
People Who Raised Their Average	4	4		1	3
Raised By an Average of This Amount	.73	.73		1.74	.40
People Who Lowered Their Average	4	4		3	1
Lowered By an Average of This Amou	-1.12	-1.12		-.67	-2.49
Number of Games Bowled Over Avera	13	13		7	6
Number of Games Bowled Under Avera	11	11		5	6

Note: Averages are based only on people who bowled.

Team Standings

Place	Team Name	Points	Points
		Won	Lost
1	Galen's Pro Shop	4	0
2	Pin Seekers	0	4
3	Angry Bowlers	-1	10
4	Pin Ups	-1	0
5	Teachers & Creepers	-1	0
6	Pin Warriors	-1	0
7	Trouble Makers	-1	0
8	Cruizers	-1	0
9	We're Not Dead Yet	-1	0
10	We Attempt	-1	0
11	Spare Me	-1	0
12	Smok'n Aces	-1	0
13	Bang Ding Owe	-1	0
14	Bye	-1	0

*** Although not shown, standings are determined by points only for the current part

Last Week's Top Scores

	Scratch Game	Scratch Series	Handicap Game	Handicap Series
Men	236 Galen Keas	631 Galen Keas	258 Galen Keas	697 Galen Keas
	235 Dustin Graham	571 Dustin Graham	235 Dustin Graham	575 JJ Srack
	181 JJ Srack	512 JJ Srack	202 JJ Srack	571 Dustin Graham
	167 Nick Stockton	409 Nick Stockton	199 Nick Stockton	505 Nick Stockton
Women	227 Sarah Halkyard	630 Sarah Halkyard	242 Michelle Limbach	641 Michelle Limbach
	222 Michelle Limbach	581 Michelle Limbach	229 Sarah Halkyard	636 Sarah Halkyard
	157 Chris Stockton	436 Chris Stockton	208 Chris Stockton	589 Chris Stockton
	92 Shannon Mitchell	264 Shannon Mitchell	148 Shannon Mitchell	432 Shannon Mitchell