

# Town & Country 2016-17

Sunday 6:30 pm

**Big Apple Fun Center**

Lanes 1 - 14

President: Johnny Krotz (308)440-9799 is on Lane 13    Vice President: Rich Lopez (308)293-3289 is on Lane 1  
 Secretary/Treasurer: Chris Hansen (308)760-0692 is on Lane 9

## Team Standings

Place	#	Team Name	Points Won	Points Lost	%Won	Pins + HDCP	Scratch Pins	Ave p/gm	Year-To-Date WON	Y-T-D LOST	Y-T-D %WON
1	1	Angry Bowlers	39	25	60.9	37854	29880	622	39	25	60.9
2	6	Galen's Pro Shop	38½	25½	60.2	37995	31956	665	38½	25½	60.1
3	2	Pin Ups	36	28	56.3	38034	30477	634	36	28	56.3
4	7	Strike Zone	34½	29½	53.9	37601	23867	497	34½	29½	53.9
5	12	Teachers & Creepers	34	30	53.1	37392	29625	617	34	30	53.1
6	11	We're Not Dead Yet	34	30	53.1	36976	26434	550	34	30	53.1
7	13	We Attempt	32½	31½	50.8	37752	30420	633	32½	31½	50.8
8	5	Pin Seekers	31	33	48.4	37768	29470	613	31	33	48.4
9	10	Spare Me	30	34	46.9	37412	23498	489	30	34	46.9
10	4	Troublemakers	29½	34½	46.1	37634	27902	581	29½	34½	46.1
11	14	Cruizers	29	35	45.3	37390	29191	608	29	35	45.3
12	8	Something Wong	29	35	45.3	37276	28006	583	29	35	45.3
13	9	Pin Warriors	28	36	43.8	37214	26726	556	28	36	43.8
14	3	Welknowns	23	41	35.9	37535	29981	624	23	41	35.9

### Review of Last Week's Bowling.....

Lanes	Team Name	HDCP -1-	HDCP -2-	HDCP -3-	HDCP Total	Last Wk WON	Team Name	HDCP -1-	HDCP -2-	HDCP -3-	HDCP Total	Last Wk WON
1-2	Angry Bowlers	780	732	649	2161	0	<---> Galen's Pro Shop	<b>811</b>	<b>811</b>	<b>800</b>	<b>2422</b>	4
3-4	We're Not Dead Yet	721	743	771	2235	0	<---> Pin Ups	<b>887</b>	<b>805</b>	<b>852</b>	<b>2544</b>	4
5-6	Strike Zone	769	<b>835</b>	<b>807</b>	<b>2411</b>	3	<---> Pin Seekers	<b>831</b>	720	801	2352	1
7-8	Spare Me	796	769	753	2318	0	<---> Teachers & Creepers	<b>828</b>	<b>855</b>	<b>791</b>	<b>2474</b>	4
9-10	We Attempt	<b>836</b>	<b>817</b>	723	<b>2376</b>	3	<---> Troublemakers	765	754	<b>807</b>	2326	1
11-12	Cruizers	764	779	<b>772</b>	2315	1	<---> Something Wong	<b>801</b>	<b>804</b>	742	<b>2347</b>	3
13-14	Pin Warriors	<b>763</b>	<b>833</b>	766	<b>2362</b>	3	<---> Welknowns	739	782	<b>822</b>	2343	1

## Lane Assignments

	1-2	3-4	5-6	7-8	9-10	11-12	13-14
17	01/08	10-11	3-13	6- 7	12- 1	2- 4	9- 8
18	01/15	5- 3	11- 8	4-12	7-14	6- 9	2-13
19	01/22	6- 4	7-12	9- 2	13- 8	5-10	14- 1

## Last Week's Top Scores

Team Scratch Game		Team Scratch Series		Team Handicap Game		Team Handicap Series	
739	Pin Ups	2100	Pin Ups	887	Pin Ups	2544	Pin Ups
690	We Attempt	1973	Teachers & Creepers	855	Teachers & Creepers	2474	Teachers & Creepe
688	Teachers & Creepers	1938	We Attempt	836	We Attempt	2422	Galen's Pro Shop
666	Welknowns	1875	Welknowns	835	Strike Zone	2411	Strike Zone
665	Pin Seekers	1854	Pin Seekers	833	Pin Warriors	2376	We Attempt
634	Troublemakers	1807	Troublemakers	831	Pin Seekers	2362	Pin Warriors
626	Angry Bowlers	1804	Galen's Pro Shop	822	Welknowns	2352	Pin Seekers
618	Pin Warriors	1799	Cruizers	811	Galen's Pro Shop	2347	Something Wong
608	Something Wong	1759	Something Wong	807	Troublemakers	2343	Welknowns
607	Cruizers	1717	Pin Warriors	804	Something Wong	2326	Troublemakers
605	Galen's Pro Shop	1699	Angry Bowlers	796	Spare Me	2318	Spare Me
554	Strike Zone	1568	Strike Zone	780	Angry Bowlers	2315	Cruizers
545	We're Not Dead Yet	1557	We're Not Dead Yet	779	Cruizers	2235	We're Not Dead Yet
520	Spare Me	1490	Spare Me	771	We're Not Dead Yet	2161	Angry Bowlers

Men	Scratch Game	Scratch Series	Handicap Game	Handicap Series
	242 Dustin Graham	665 Dustin Graham	259 Kelley Moes	683 Larry Lambrecht
	239 Kelley Moes	623 Larry Lambrecht	249 Larry Lambrecht	665 Dustin Graham
	229 Gary Little	606 Gary Little	244 Jeff Ash	651 Jon Rood
	229 Larry Lambrecht	588 Kelley Moes	242 Dustin Graham	648 Kelley Moes
	222 Calvin Durand	585 Jon Rood	242 Gary Little	646 Rich Hancock
	205 Jon Rood	579 Nick Kidd	236 Richard Serr	645 Gary Little
	203 Beau Hansen	547 Beau Hansen	235 Nick Stockton	642 Jason Gowen
	203 Jeff Ash	539 Richard Serr	234 Calvin Durand	641 Richard Serr
	202 Richard Serr	539 Calvin Durand	234 David Reed	619 Jeff Snodgrass
	198 CJ Brandt	538 JJ Srack	228 Rich Hancock	609 David Reed

	<u>Scratch Game</u>	<u>Scratch Series</u>	<u>Handicap Game</u>	<u>Handicap Series</u>
	198 Nick Kidd	538 Rich Hancock		
<b>Women</b>	206 Samantha Liebhart	591 Samantha Liebhart	260 Samantha Liebhart	753 Samantha Liebhart
	204 Chris Hansen	510 Chris Hansen	244 Karen Lopez	625 Lynn Watson
	196 Karen Lopez	497 Allie Moore	241 Richelle Verbeck	623 Allie Moore
	192 Allie Moore	483 Tennille Allison	238 Chris Hansen	620 Karen Lopez
	184 Shelley Groothuis	476 Karen Lopez	234 Shelley Groothuis	615 Shelley Groothuis
	180 Tennille Allison	465 Shelley Groothuis	234 Allie Moore	612 Chris Hansen
	178 Richelle Verbeck	464 Amanda Rood	232 Regan Jennings	611 Shannon Mitchell
	168 Chris Stockton	448 Tracey Gowen	226 Lynn Watson	611 Amanda Rood
	168 Amanda Rood	439 Cindy Gibbons	222 Chris Stockton	610 Regan Jennings
	167 Dani Krotz	437 Shannon Mitchell	222 Tennille Allison	609 Tennille Allison

**Season High Scores**

	<u>Team Scratch Game</u>	<u>Team Scratch Series</u>	<u>Team Handicap Game</u>	<u>Team Handicap Series</u>
	819 Galen's Pro Shop	2259 Galen's Pro Shop	933 Pin Seekers	2635 Pin Ups
	786 We Attempt	2101 Angry Bowlers	932 We Attempt	2584 Angry Bowlers
	760 Angry Bowlers	2100 Pin Ups	921 Angry Bowlers	2559 We Attempt
	751 Pin Seekers	2082 We Attempt	911 Galen's Pro Shop	2549 Pin Seekers
	739 Pin Ups	2052 Welknowns	907 Pin Ups	2535 Galen's Pro Shop
	725 Cruizers	1988 We're Not Dead Yet	902 Troublemakers	2531 Troublemakers
	718 Welknowns	1973 Teachers & Creepers	897 Cruizers	2524 Strike Zone
	711 Troublemakers	1959 Cruizers	892 Something Wong	2475 Spare Me
	709 We're Not Dead Yet	1958 Troublemakers	875 Spare Me	2475 Cruizers
	705 Teachers & Creepers	1957 Pin Seekers	866 Strike Zone	2474 Teachers & Creepe
	691 Something Wong	1850 Something Wong	860 We're Not Dead Yet	2462 Pin Warriors
	651 Pin Warriors	1814 Pin Warriors	859 Pin Warriors	2460 We're Not Dead Yet
	591 Strike Zone	1711 Strike Zone	855 Teachers & Creepers	2457 Welknowns
	579 Spare Me	1587 Spare Me	849 Welknowns	2432 Something Wong

	<u>Scratch Game</u>	<u>Scratch Series</u>	<u>Handicap Game</u>	<u>Handicap Series</u>
<b>Men</b>	299 Randy Durand	697 Dustin Graham	304 Randy Durand	749 Larry Lambrecht
	268 Dustin Graham	684 Galen Keas	281 JJ Srack	741 Beau Hansen
	259 JJ Srack	678 Beau Hansen	277 Calvin Durand	730 CJ Brandt
	259 Calvin Durand	678 Johnny Krotz	277 CJ Brandt	729 Johnny Krotz
	257 Nick Kidd	670 Randy Durand	277 Walt Smith	724 Calvin Durand
	256 Galen Keas	667 Calvin Durand	269 Rich Lopez	719 Nick Stockton
	255 CJ Brandt	656 Larry Lambrecht	268 Dustin Graham	706 Jon Rood
	248 Johnny Krotz	655 Gary Little	267 Larry Lambrecht	704 Gary Little
	246 Frank Fuller	651 CJ Brandt	265 Johnny Krotz	698 Zak Jennings
	243 Beau Hansen	650 Nick Kidd	264 Beau Hansen	697 Dustin Graham
	243 Walt Smith			
<b>Women</b>	257 Sarah Halkyard	684 Sarah Halkyard	284 Chris Hansen	753 Samantha Liebhart
	247 Chris Hansen	595 Michelle Limbach	268 Shelli Krotz	690 Dani Krotz
	216 Michelle Limbach	591 Samantha Liebhart	262 Kristi Gruhn	688 Chris Hansen
	216 Tennille Allison	577 Chris Hansen	260 Samantha Liebhart	684 Karen Lopez
	210 Shelli Krotz	573 Dani Krotz	260 Tennille Allison	684 Sarah Halkyard
	206 Samantha Liebhart	539 Tracey Gowen	257 Sarah Halkyard	683 Tracey Gowen
	205 Dani Krotz	520 Allie Moore	256 Shelley Groothuis	681 Shelley Groothuis
	202 Shelley Groothuis	519 Shelley Groothuis	256 Amanda Rood	676 Richelle Verbeck
	201 Amanda Rood	518 Tennille Allison	255 Chris Stockton	675 Ashley Hancock
	199 Chris Stockton	511 Cindy Gibbons	255 Ashley Hancock	674 Shelli Krotz
	199 Tracey Gowen		255 Alyssa Jennings	
	199 Ashley Hancock			

**Team Rosters**

**1 - Angry Bowlers Ave=622**

<u>Name</u>	<u>Ave</u>	<u>HDCP</u>	<u>Pins</u>	<u>Gms</u>	<u>High Game</u>	<u>High Sers</u>	<u>HDCP Game</u>	<u>HDCP Sers</u>	<u>Most Improved Ave +/-</u>	<u>To Raise Avg +1</u>	<u>To Drop Avg -1</u>	<u>Weekly Over Av Series Ave +/-</u>
Edie Timko	120	72	5436	45	156	428	228	644	116 +4.80	372	323	339 - 363=-24
Dee Durand	120	72	5787	48	156	409	228	623	120 +0.56	384	332	330 - 363=-33
Calvin Durand	186	12	8943	48	259	667	277	724	173 +13.31	594	542	539 - 558=-19
Randy Durand	196	3	9446	48	299	670	304	683	194 +2.79	601	549	491 - 597=-106
Mikki Mitchell	bk108	82	268	3	97	268	179	514		272	265	

**2 - Pin Ups** Ave=620

Name	Ave	HDCP	Pins	Gms	High Game	High Sers	HDCP Game	HDCP Sers	Most Improved Ave	+/-	To Raise Avg +1	To Drop Avg -1	Weekly Over Av Series Ave +/-
Kristi Gruhn	125	67	3900	31	194	423	262	627	127	-1.19	384	349	
Jeff Ash	153	42	4153	27	203	504	244	636	153	+0.81	467	436	452 - 462=-10
Chris Hansen	163	33	7839	48	247	577	284	688	160	+3.31	525	473	510 - 486=24
Beau Hansen	179	18	8595	48	243	678	264	741	183	-3.94	585	533	547 - 534=13
Dave Ash	184	14	2770	15	203	589	220	643			560	541	
Samantha Liebhart	159	36	1432	9	206	591	260	753			488	475	591 - 420=171

**3 - Welknowns** Ave=657

Name	Ave	HDCP	Pins	Gms	High Game	High Sers	HDCP Game	HDCP Sers	Most Improved Ave	+/-	To Raise Avg +1	To Drop Avg -1	Weekly Over Av Series Ave +/-
Marg Little	142	52	4279	30	184	480	236	636	145	-2.37	440	406	360 - 435=-75
Mary Fuller	135	58	4055	30	171	467	233	647	134	+1.17	433	399	
Gary Little	187	11	5621	30	231	655	261	704	183	+4.37	583	549	606 - 555=51
Frank Fuller	193	6	5799	30	246	646	246	676	193	+0.30	603	569	
Ronda Schomburg	117	74	2106	18	163	380	243	617			372	350	
Kelley Moes	179	18	4850	27	239	588	259	648	176	+3.63	550	519	588 - 531=57

**4 - Troublemakers** Ave=528

Name	Ave	HDCP	Pins	Gms	High Game	High Sers	HDCP Game	HDCP Sers	Most Improved Ave	+/-	To Raise Avg +1	To Drop Avg -1	Weekly Over Av Series Ave +/-
Tracey Gowen	149	45	5814	39	199	539	247	683	151	-1.92	486	443	448 - 447=1
Jason Gowen	135	58	5693	42	191	494	255	686	125	+10.55	427	381	465 - 402=63
Shannon Blaschko	122	70	2202	18	180	427	247	643			381	359	
Scott Blaschko	122	70	2213	18	165	396	236	609			370	348	
Tina Brandt	142	52	5127	36	195	507	246	660	147	-4.58	450	410	386 - 429=-43
CJ Brandt	178	19	6436	36	255	651	277	730	175	+3.78	545	505	508 - 537=-29

**5 - Pin Seekers** Ave=614

Name	Ave	HDCP	Pins	Gms	High Game	High Sers	HDCP Game	HDCP Sers	Most Improved Ave	+/-	To Raise Avg +1	To Drop Avg -1	Weekly Over Av Series Ave +/-
Chris Stockton	139	54	6715	48	199	486	255	654	142	-2.10	425	373	426 - 417=9
Shannon Mitchell	136	57	5738	42	167	443	236	648	131	+5.62	427	381	437 - 405=32
JJ Srack	183	15	8264	45	259	618	281	667	182	+1.64	568	519	538 - 549=-11
Nick Stockton	156	39	7046	45	206	593	255	719	157	-0.42	490	441	453 - 468=-15

**6 - Galen's Pro Shop** Ave=585

Name	Ave	HDCP	Pins	Gms	High Game	High Sers	HDCP Game	HDCP Sers	Most Improved Ave	+/-	To Raise Avg +1	To Drop Avg -1	Weekly Over Av Series Ave +/-
Lois Keas	76	111	1305	17	109	260	221	597			235	214	248 - 225=23
Lynn Watson	104	86	4094	39	140	364	226	630	104	+0.97	316	273	364 - 309=55
Galen Keas	191	8	8607	45	256	684	256	684	201	-9.73	609	560	527 - 576=-49
Dustin Graham	214	0	9643	45	268	697	268	697	215	-0.71	677	628	665 - 639=26
Sarah Halkyard	195	4	5869	30	257	684	257	684	197	-1.37	599	565	
Ben Halkyard	156	39	941	6	181	496	212	589			472	462	

**7 - Strike Zone** Ave=499

Name	Ave	HDCP	Pins	Gms	High Game	High Sers	HDCP Game	HDCP Sers	Most Improved Ave	+/-	To Raise Avg +1	To Drop Avg -1	Weekly Over Av Series Ave +/-
Alyssa Jennings	127	65	6103	48	185	450	255	666	119	+8.15	425	373	404 - 378=26
David Reed	117	74	4226	36	159	396	234	636	111	+6.39	376	336	384 - 348=36
Regan Jennings	109	81	5255	48	150	364	232	612	107	+2.48	355	303	364 - 324=40
James Jennings	146	48	3084	21	201	511	249	670	146	+0.86	444	419	
Zak Jennings	136	57	4896	36	187	482	249	698	135	+1.00	447	407	416 - 405=11

**8 - Something Wong** Ave=591

Name	Ave	HDCP	Pins	Gms	High Game	High Sers	HDCP Game	HDCP Sers	Most Improved Ave	+/-	To Raise Avg +1	To Drop Avg -1	Weekly Over Av Series Ave +/-
Chris Flodine	128	64	5027	39	174	429	239	624	127	+1.90	391	348	401 - 384=17
Cindy Gibbons	148	46	7118	48	180	511	231	664	144	+4.29	481	429	439 - 444=-5
Shelley Groothuis	145	49	5668	39	202	519	256	681	143	+2.33	464	421	465 - 432=33
Walt Smith	170	27	5118	30	243	573	277	657	169	+1.60	525	491	
Rick Maier	157	38	1895	12	214	504	242	588			475	459	454 - 480=-26

9 - Pin Warriors Ave=559

Name	Ave	HDCP	Pins	Gms	High Game	High Sers	HDCP Game	HDCP Sers	Most Improved Ave	+/-	To Raise Avg +1	To Drop Avg -1	Weekly Over Av Series Ave +/-
Angie Hauserman	123	69	5935	48	165	414	237	624	125	-1.35	389	337	395 - 369=26
Jeff Snodgrass	119	72	5036	42	162	408	230	619	122	-2.10	364	318	400 - 354=46
Allie Moore	154	41	7421	48	192	520	236	664	156	-1.40	484	432	497 - 459=38
Nathan Banks	163	33	5395	33	220	559	258	673	168	-4.52	509	472	425 - 495=-70
Craig Schutt	137	56	2881	21	183	437	241	616	137	+0.19	431	406	

10 - Spare Me Ave=486

Name	Ave	HDCP	Pins	Gms	High Game	High Sers	HDCP Game	HDCP Sers	Most Improved Ave	+/-	To Raise Avg +1	To Drop Avg -1	Weekly Over Av Series Ave +/-
Richelle Verbeck	130	63	5864	45	178	484	241	676	122	+8.31	424	375	413 - 387=26
Karen Lopez	146	48	6609	45	196	510	244	684	135	+11.87	447	398	476 - 438=38
Tyler Krotz (Right Ha	43	141	391	9	60	171	202	597			137	124	94 - 147=-53
Rich Lopez	167	29	5013	30	235	593	269	695	164	+3.10	531	497	507 - 498=9
Chris Lopez	141	53	1274	9	166	459	208	585			430	417	

11 - We're Not Dead Yet Ave=545

Name	Ave	HDCP	Pins	Gms	High Game	High Sers	HDCP Game	HDCP Sers	Most Improved Ave	+/-	To Raise Avg +1	To Drop Avg -1	Weekly Over Av Series Ave +/-
Jen Kidd	122	70	4763	39	171	429	247	645	118	+4.13	403	360	
Nick Kidd	196	3	6890	35	257	650	257	676	199	-2.14	596	557	579 - 591=-12
Keith Koupal	125	67	4893	39	155	422	226	635	121	+4.46	399	356	400 - 372=28
Tammy Koupal	102	88	3904	38	140	375	228	639	108	-5.26	319	277	
Kenny Owen	188	10	2263	12	236	604	248	640			572	556	
Carla Kegley-Owen	131	62	394	3	155	394	217	580			398	391	

12 - Teachers & Creepers Ave=615

Name	Ave	HDCP	Pins	Gms	High Game	High Sers	HDCP Game	HDCP Sers	Most Improved Ave	+/-	To Raise Avg +1	To Drop Avg -1	Weekly Over Av Series Ave +/-
Tennille Allison	154	41	7398	48	216	518	260	628	148	+6.13	507	455	483 - 459=24
John Allison	140	54	6743	48	181	508	217	603	148	-7.52	448	396	441 - 420=21
Amanda Rood	145	49	7004	48	201	495	256	648	144	+1.92	442	390	464 - 435=29
Jon Rood	176	21	8480	48	221	592	250	706	169	+7.67	547	495	585 - 525=60

13 - We Attempt Ave=637

Name	Ave	HDCP	Pins	Gms	High Game	High Sers	HDCP Game	HDCP Sers	Most Improved Ave	+/-	To Raise Avg +1	To Drop Avg -1	Weekly Over Av Series Ave +/-
Ashley Hancock	136	57	6536	48	199	507	255	675	137	-0.83	451	399	354 - 411=-57
Dani Krotz	158	37	7585	48	205	573	244	690	152	+6.02	524	472	422 - 477=-55
Richard Serr	164	32	7873	48	225	562	261	671	161	+3.02	542	490	539 - 486=53
Larry Lambrecht	179	18	8066	45	236	656	267	749	181	-1.76	574	525	623 - 531=92

14 - Cruizers Ave=607

Name	Ave	HDCP	Pins	Gms	High Game	High Sers	HDCP Game	HDCP Sers	Most Improved Ave	+/-	To Raise Avg +1	To Drop Avg -1	Weekly Over Av Series Ave +/-
Trish Hancock	125	67	6017	48	179	434	245	641	126	-0.65	409	357	384 - 375=9
Shelli Krotz	138	55	6646	48	210	491	268	674	143	-4.54	443	391	344 - 420=-76
Rich Hancock	161	35	7732	48	202	545	239	662	157	+4.08	530	478	538 - 477=61
Johnny Krotz	183	15	8796	48	248	678	265	729	181	+2.25	588	536	533 - 549=-16

**Temporary Substitutes Division 1: Enter Div Label**

**Men Division 1: Enter Div Label**

Name	Ave	HDCP	Pins	Gms	High Game	High Sers	HDCP Game	HDCP Sers	Most Improved Ave +/-	To Raise Avg +1	To Drop Avg -1	Weekly Over Av Series Ave +/-
Jamie Eshleman	139	54	418	3	145	418	199	580		422	415	
Tyler Krotz (left han	57	128	2244	39	114	268	247	667	59 -1.46	192	149	
Terry Weinberg	141	53	847	6	164	427	216	583		431	421	

**Women Division 1: Enter Div Label**

Name	Ave	HDCP	Pins	Gms	High Game	High Sers	HDCP Game	HDCP Sers	Most Improved Ave +/-	To Raise Avg +1	To Drop Avg -1	Weekly Over Av Series Ave +/-
Michelle Limbach	198	1	595	3	216	595	217	598		599	592	
Christie Weinberg	106	84	639	6	134	340	224	610		324	314	

**Individual High Averages**

Men	Women
214.29 Dustin Graham	195.63 Sarah Halkyard
196.86 Nick Kidd	163.31 Chris Hansen
196.79 Randy Durand	158.02 Dani Krotz
193.30 Frank Fuller	154.60 Allie Moore
191.27 Galen Keas	154.13 Tennille Allison
187.37 Gary Little	149.08 Tracey Gowen
186.31 Calvin Durand	148.29 Cindy Gibbons
183.64 JJ Srack	146.87 Karen Lopez
183.25 Johnny Krotz	145.92 Amanda Rood
179.63 Kelley Moes	145.33 Shelley Groothuis

**Most Improved Average**

Men	Women
173 to 186.31 = +13.31 Calvin Durand	135 to 146.87 = +11.87 Karen Lopez
125 to 135.55 = +10.55 Jason Gowen	122 to 130.31 = +8.31 Richelle Verbeck
169 to 176.67 = +7.67 Jon Rood	119 to 127.15 = +8.15 Alyssa Jennings
111 to 117.39 = +6.39 David Reed	148 to 154.13 = +6.13 Tennille Allison
121 to 125.46 = +4.46 Keith Koupal	152 to 158.02 = +6.02 Dani Krotz
183 to 187.37 = +4.37 Gary Little	131 to 136.62 = +5.62 Shannon Mitchell
157 to 161.08 = +4.08 Rich Hancock	116 to 120.80 = +4.80 Edie Timko
175 to 178.78 = +3.78 CJ Brandt	144 to 148.29 = +4.29 Cindy Gibbons
176 to 179.63 = +3.63 Kelley Moes	118 to 122.13 = +4.13 Jen Kidd
164 to 167.10 = +3.10 Rich Lopez	160 to 163.31 = +3.31 Chris Hansen

## Big Apple Fun Center

### Reprint of Scores -- Week 16

**Lane 1 1 - Angry Bowlers** Week 16 12/18/2016

Name	Old Ave	Old HDCP	-1-	-2-	-3-	Total	HDCP Total
Edie Timko	121	71	109	115	115	339	552
Dee I. Durand	121	71	114	100	116	330	543
Calvin L. Durand	186	12	222	187	130	539	575
Randy L. Durand	199	0	181	176	134	491	491
<i>Scratch Total</i>			626	578	495	1699	1699
<i>Handicap</i>			154	154	154		462
<i>Total</i>			780	732	649	1699	2161
<i>Team Points Won</i>			0.0	0.0	0.0	0.0	0.0

**Lane 2 6 - Galen's Pro Shop** Week 16 12/18/2016

Name	Old Ave	Old HDCP	-1-	-2-	-3-	Total	HDCP Total
Lois J. Keas	75	112	109	63	76	248	584
Lynn M. Watson	103	87	107	139	118	364	625
Galen Keas	192	7	186	183	158	527	548
Dustin W. Graham	213	0	203	220	242	665	665
<i>Scratch Total</i>			605	605	594	1804	1804
<i>Handicap</i>			206	206	206		618
<i>Total</i>			811	811	800	1804	2422
<i>Team Points Won</i>			1.0	1.0	1.0	4.0	4.0

**Lane 3 11 - We're Not Dead Yet** Week 16 12/18/2016

Name	Old Ave	Old HDCP	-1-	-2-	-3-	Total	HDCP Total
Jen Kidd	122	70	a112	a112	a112	336	546
Nick Kidd	197	2	186	195	198	579	585
Keith D. Koupal	124	68	132	127	141	400	604
Tammy R. Koupal	104	86	65	83	a94	242	500
<i>Scratch Total</i>			495	517	545	1557	1557
<i>Handicap</i>			226	226	226		678
<i>Total</i>			721	743	771	1557	2235
<i>Team Points Won</i>			0.0	0.0	0.0	0.0	0.0

**Lane 4 2 - Pin Ups** Week 16 12/18/2016

Name	Old Ave	Old HDCP	-1-	-2-	-3-	Total	HDCP Total
Jeff Ash	154	41	203	111	138	452	575
Chris Hansen	162	34	131	204	175	510	612
Beau W. Hansen	178	19	203	159	185	547	604
Samantha J. Liebhart	140	54	202	183	206	591	753
<i>Scratch Total</i>			739	657	704	2100	2100
<i>Handicap</i>			148	148	148		444
<i>Total</i>			887	805	852	2100	2544
<i>Team Points Won</i>			1.0	1.0	1.0	4.0	4.0

**Lane 5 7 - Strike Zone** Week 16 12/18/2016

Name	Old Ave	Old HDCP	-1-	-2-	-3-	Total	HDCP Total
Alyssa R. Jennings	126	66	138	120	146	404	602
David J. Reed	116	75	92	159	133	384	609
Regan F. Jennings	108	82	92	122	150	364	610
Zak Jennings	135	58	166	153	97	416	590
<i>Scratch Total</i>			488	554	526	1568	1568
<i>Handicap</i>			281	281	281		843
<i>Total</i>			769	835	807	1568	2411
<i>Team Points Won</i>			0.0	1.0	1.0	3.0	3.0

**Lane 6 5 - Pin Seekers** Week 16 12/18/2016

Name	Old Ave	Old HDCP	-1-	-2-	-3-	Total	HDCP Total
Chris M. Stockton	139	54	130	128	168	426	588
Shannon L. Mitchell	135	58	154	128	155	437	611
JJ Strack	183	15	185	171	182	538	583
Nick J. Stockton	156	39	196	127	130	453	570
<i>Scratch Total</i>			665	554	635	1854	1854
<i>Handicap</i>			166	166	166		498
<i>Total</i>			831	720	801	1854	2352
<i>Team Points Won</i>			1.0	0.0	0.0	1.0	1.0

**Lane 7 10 - Spare Me** Week 16 12/18/2016

Name	Old Ave	Old HDCP	-1-	-2-	-3-	Total	HDCP Total
Richelle L. Verbeck	129	63	123	112	178	413	602
Karen L. Lopez	146	48	196	156	124	476	620
Tyler J. Krotz (Right Ha	49	135	48	45	1	94	499
Rich Lopez	166	30	153	180	174	507	597
<i>Scratch Total</i>			520	493	477	1490	1490
<i>Handicap</i>			276	276	276		828
<i>Total</i>			796	769	753	1490	2318
<i>Team Points Won</i>			0.0	0.0	0.0	0.0	0.0

**Lane 8 12 - Teachers & Creepers** Week 16 12/18/2016

Name	Old Ave	Old HDCP	-1-	-2-	-3-	Total	HDCP Total
Tennille Allison	153	42	180	171	132	483	609
John M. Allison	140	54	132	157	152	441	603
Amanda L. Rood	145	49	168	155	141	464	611
Jon D. Rood	175	22	181	205	199	585	651
<i>Scratch Total</i>			661	688	624	1973	1973
<i>Handicap</i>			167	167	167		501
<i>Total</i>			828	855	791	1973	2474
<i>Team Points Won</i>			1.0	1.0	1.0	4.0	4.0

**Lane 9 13 - We Attempt** Week 16 12/18/2016

Name	Old Ave	Old HDCP	-1-	-2-	-3-	Total	HDCP Total
Ashley K. Hancock	137	56	98	157	99	354	522
Dani Krotz	159	36	167	140	115	422	530
Richard M. Serr	162	34	196	202	141	539	641
Larry L. Lambrecht	177	20	229	172	222	623	683
<i>Scratch Total</i>			690	671	577	1938	1938
<i>Handicap</i>			146	146	146		438
<i>Total</i>			836	817	723	1938	2376
<i>Team Points Won</i>			1.0	1.0	0.0	3.0	3.0

**Lane 10 4 - Troublemakers** Week 16 12/18/2016

Name	Old Ave	Old HDCP	-1-	-2-	-3-	Total	HDCP Total
Tracey Gowen	149	45	146	143	159	448	583
Jason J. Gowen	134	59	140	167	158	465	642
Tina M. Brandt	143	51	108	123	155	386	539
CJ Brandt	179	18	198	148	162	508	562
<i>Scratch Total</i>			592	581	634	1807	1807
<i>Handicap</i>			173	173	173		519
<i>Total</i>			765	754	807	1807	2326
<i>Team Points Won</i>			0.0	0.0	1.0	1.0	1.0

Lane 11 14 - Cruizers Week 16 12/18/2016

Name	Old	Old	-1-	-2-	-3-	Total	HDCP
	Ave	HDCP					Total
Trish R. Hancock	125	67	125	135	124	384	585
Shelli Krotz	140	54	115	101	128	344	506
Rich Hancock	159	36	165	192	181	538	646
Johnny Krotz	183	15	187	179	167	533	578
			====	====	====	====	====
Scratch Total			592	607	600	1799	1799
Handicap			172	172	172		516
Total			764	779	772	1799	2315
Team Points Won			0.0	0.0	1.0	1.0	1.0

Lane 13 9 - Pin Warriors Week 16 12/18/2016

Name	Old	Old	-1-	-2-	-3-	Total	HDCP
	Ave	HDCP					Total
Angie C. Hauserman	123	69	127	132	136	395	602
Jeff D. Snodgrass	118	73	121	138	141	400	619
Allie E. Moore	153	42	157	192	148	497	623
Nathan Banks	165	31	143	156	126	425	518
			====	====	====	====	====
Scratch Total			548	618	551	1717	1717
Handicap			215	215	215		645
Total			763	833	766	1717	2362
Team Points Won			1.0	1.0	0.0	3.0	3.0

Lane 12 8 - Something Wong Week 16 12/18/2016

Name	Old	Old	-1-	-2-	-3-	Total	HDCP
	Ave	HDCP					Total
Chris Flodine	128	64	131	126	144	401	593
Cindy Gibbons	148	46	160	148	131	439	577
Shelley L. Groothuis	144	50	184	162	119	465	615
Rick E. Maier	160	36	130	172	152	454	562
			====	====	====	====	====
Scratch Total			605	608	546	1759	1759
Handicap			196	196	196		588
Total			801	804	742	1759	2347
Team Points Won			1.0	1.0	0.0	3.0	3.0

Lane 14 3 - Welknowns Week 16 12/18/2016

Name	Old	Old	-1-	-2-	-3-	Total	HDCP
	Ave	HDCP					Total
Marg Little	145	49	114	123	123	360	507
Ronda R. Schomburg	117	74	a107	a107	a107	321	543
Gary P. Little	185	13	180	229	197	606	645
Kelley L. Moes	177	20	182	167	239	588	648
			====	====	====	====	====
Scratch Total			583	626	666	1875	1875
Handicap			156	156	156		468
Total			739	782	822	1875	2343
Team Points Won			0.0	0.0	1.0	1.0	1.0

Sunday 6:30 pm

**Big Apple Fun Center**

Lanes 1 - 14

\* Bowlers listed must have a minimum of 1 games.

Note: This report includes information through December 18 which is Week 16 of 32

<b>Change in Average</b>											
Name	-----Old-----		Old					---Average Change---			Weekly Over Ave
	Pins	Games	Ave	-1-	-2-	-3-	Total	New	Old	---> +/-	Series Ave +/-
John M. Allison	6302	45	140	132	157	152	441	140.48	- 140.04	= 0.43	441 - 420=21
Tennille Allison	6915	45	153	180	171	132	483	154.13	- 153.67	= 0.46	483 - 459=24
Dave Ash	2770	15	184				0	184.67	- 184.67	= 0.00	
Jeff Ash	3701	24	154	203	111	138	452	153.81	- 154.21	= -0.39	452 - 462=-10
Nathan Banks	4970	30	165	143	156	126	425	163.48	- 165.67	= -2.18	425 - 495=-70
Scott A. Blaschko	2213	18	122				0	122.94	- 122.94	= 0.00	
Shannon L. Blaschko	2202	18	122				0	122.33	- 122.33	= 0.00	
CJ Brandt	5928	33	179	198	148	162	508	178.78	- 179.64	= -0.86	508 - 537=-29
Tina M. Brandt	4741	33	143	108	123	155	386	142.42	- 143.67	= -1.25	386 - 429=-43
Calvin L. Durand	8404	45	186	222	187	130	539	186.31	- 186.76	= -0.44	539 - 558=-19
Dee I. Durand	5457	45	121	114	100	116	330	120.56	- 121.27	= -0.70	330 - 363=-33
Randy L. Durand	8955	45	199	181	176	134	491	196.79	- 199.00	= -2.21	491 - 597=-106
Jamie T. Eshleman	418	3	139				0	139.33	- 139.33	= 0.00	
Chris Flodine	4626	36	128	131	126	144	401	128.90	- 128.50	= 0.40	401 - 384=17
Frank E. Fuller	5799	30	193				0	193.30	- 193.30	= 0.00	
Mary A. Fuller	4055	30	135				0	135.17	- 135.17	= 0.00	
Cindy Gibbons	6679	45	148	160	148	131	439	148.29	- 148.42	= -0.13	439 - 444=-5
Jason J. Gowen	5228	39	134	140	167	158	465	135.55	- 134.05	= 1.50	465 - 402=63
Tracey Gowen	5366	36	149	146	143	159	448	149.08	- 149.06	= 0.02	448 - 447=1
Dustin W. Graham	8978	42	213	203	220	242	665	214.29	- 213.76	= 0.53	665 - 639=26
Shelley L. Groothuis	5203	36	144	184	162	119	465	145.33	- 144.53	= 0.81	465 - 432=33
Kristi Gruhn	3900	31	125				0	125.81	- 125.81	= 0.00	
Ben Halkyard	941	6	156				0	156.83	- 156.83	= 0.00	
Sarah G. Halkyard	5869	30	195				0	195.63	- 195.63	= 0.00	
Ashley K. Hancock	6182	45	137	98	157	99	354	136.17	- 137.38	= -1.21	354 - 411=-57
Rich Hancock	7194	45	159	165	192	181	538	161.08	- 159.87	= 1.22	538 - 477=61
Trish R. Hancock	5633	45	125	125	135	124	384	125.35	- 125.18	= 0.18	384 - 375=9
Beau W. Hansen	8048	45	178	203	159	185	547	179.06	- 178.84	= 0.22	547 - 534=13
Chris Hansen	7329	45	162	131	204	175	510	163.31	- 162.87	= 0.45	510 - 486=24
Angie C. Hauserman	5540	45	123	127	132	136	395	123.65	- 123.11	= 0.53	395 - 369=26
Alyssa R. Jennings	5699	45	126	138	120	146	404	127.15	- 126.64	= 0.50	404 - 378=26
James H. Jennings	3084	21	146				0	146.86	- 146.86	= 0.00	
Regan F. Jennings	4891	45	108	92	122	150	364	109.48	- 108.69	= 0.79	364 - 324=40
Zak Jennings	4480	33	135	166	153	97	416	136.00	- 135.76	= 0.24	416 - 405=11
Galen Keas	8080	42	192	186	183	158	527	191.27	- 192.38	= -1.11	527 - 576=-49
Lois J. Keas	1057	14	75	109	63	76	248	76.76	- 75.50	= 1.26	248 - 225=23
Carla S. Kegley-Owen	394	3	131				0	131.33	- 131.33	= 0.00	
Jen Kidd	4763	39	122	a112	a112	a112	336	122.13	- 122.13	= 0.00	
Nick Kidd	6311	32	197	186	195	198	579	196.86	- 197.22	= -0.36	579 - 591=-12



Sunday 6:30 pm

**Big Apple Fun Center**

Lanes 1 - 14

\* Bowlers listed must have a minimum of 1 games.

Note: This report includes information through December 18 which is Week 16 of 32

Name	----Old----		Old					---Average Change---			Weekly Over Ave
	Pins	Games	Ave	-1-	-2-	-3-	Total	New	Old	---> +/-	Series Ave +/-
Keith D. Koupal	4493	36	124	132	127	141	400	125.46	- 124.81	= 0.66	400 - 372=28
Tammy R. Koupal	3756	36	104	65	83	a94	242	102.74	- 104.33	= -1.60	
Tyler J. Krotz (left han	2244	39	57				0	57.54	- 57.54	= 0.00	
Tyler J. Krotz (Right Ha	297	6	49	48	45	1	94	43.44	- 49.50	= -6.06	94 - 147=-53
Dani Krotz	7163	45	159	167	140	115	422	158.02	- 159.18	= -1.16	422 - 477=-55
Johnny Krotz	8263	45	183	187	179	167	533	183.25	- 183.62	= -0.37	533 - 549=-16
Shelli Krotz	6302	45	140	115	101	128	344	138.46	- 140.04	= -1.59	344 - 420=-76
Larry L. Lambrecht	7443	42	177	229	172	222	623	179.24	- 177.21	= 2.03	623 - 531=92
Samantha J. Liebhart	841	6	140	202	183	206	591	159.11	- 140.17	= 18.94	591 - 420=171
Michelle L. Limbach	595	3	198				0	198.33	- 198.33	= 0.00	
Gary P. Little	5015	27	185	180	229	197	606	187.37	- 185.74	= 1.63	606 - 555=51
Marg Little	3919	27	145	114	123	123	360	142.63	- 145.15	= -2.51	360 - 435=-75
Chris Lopez	1274	9	141				0	141.56	- 141.56	= 0.00	
Karen L. Lopez	6133	42	146	196	156	124	476	146.87	- 146.02	= 0.84	476 - 438=38
Rich Lopez	4506	27	166	153	180	174	507	167.10	- 166.89	= 0.21	507 - 498=9
Rick E. Maier	1441	9	160	130	172	152	454	157.92	- 160.11	= -2.19	454 - 480=-26
Mikki S. Mitchell	268	3bk	108				0	89.33	- 89.33	= 0.00	
Shannon L. Mitchell	5301	39	135	154	128	155	437	136.62	- 135.92	= 0.70	437 - 405=32
Kelley L. Moes	4262	24	177	182	167	239	588	179.63	- 177.58	= 2.05	588 - 531=57
Allie E. Moore	6924	45	153	157	192	148	497	154.60	- 153.87	= 0.74	497 - 459=38
Kenny Owen	2263	12	188				0	188.58	- 188.58	= 0.00	
David J. Reed	3842	33	116	92	159	133	384	117.39	- 116.42	= 0.96	384 - 348=36
Amanda L. Rood	6540	45	145	168	155	141	464	145.92	- 145.33	= 0.58	464 - 435=29
Jon D. Rood	7895	45	175	181	205	199	585	176.67	- 175.44	= 1.22	585 - 525=60
Ronda R. Schomburg	2106	18	117	a107	a107	a107	321	117.00	- 117.00	= 0.00	
Craig A. Schutt	2881	21	137				0	137.19	- 137.19	= 0.00	
Richard M. Serr	7334	45	162	196	202	141	539	164.02	- 162.98	= 1.04	539 - 486=53
Walt Smith	5118	30	170				0	170.60	- 170.60	= 0.00	
Jeff D. Snodgrass	4636	39	118	121	138	141	400	119.90	- 118.87	= 1.03	400 - 354=46
JJ Srack	7726	42	183	185	171	182	538	183.64	- 183.95	= -0.31	538 - 549=-11
Chris M. Stockton	6289	45	139	130	128	168	426	139.90	- 139.76	= 0.14	426 - 417=9
Nick J. Stockton	6593	42	156	196	127	130	453	156.58	- 156.98	= -0.40	453 - 468=-15
Edie Timko	5097	42	121	109	115	115	339	120.80	- 121.36	= -0.56	339 - 363=-24
Richelle L. Verbeck	5451	42	129	123	112	178	413	130.31	- 129.79	= 0.53	413 - 387=26
Lynn M. Watson	3730	36	103	107	139	118	364	104.97	- 103.61	= 1.36	364 - 309=55
Christie S. Weinberg	639	6	106				0	106.50	- 106.50	= 0.00	
Terry J. Weinberg	847	6	141				0	141.17	- 141.17	= 0.00	

Sunday 6:30 pm

**Big Apple Fun Center**

\* Bowlers listed must have a minimum of 1 games.

**High Average Listing**

<u>Name</u>	<u>True Average</u>	<u>Pins</u>	<u>Gms</u>	<u>To Raise Avg +1</u>	<u>To Drop Avg -1</u>
Dustin W. Graham	214.29	9643	45	677	628
Michelle L. Limbach	198.33	595	3	599	592
Nicholas H. Kidd	196.86	6890	35	596	557
Randy L. Durand	196.79	9446	48	601	549
Sarah G. Halkyard	195.63	5869	30	599	565
Frank E. Fuller	193.30	5799	30	603	569
Dennis G. Keas	191.27	8607	45	609	560
Kenneth A. Owen	188.58	2263	12	572	556
Gary P. Little	187.37	5621	30	583	549
Calvin L. Durand	186.31	8943	48	594	542
David M. Ash	184.67	2770	15	560	541
Jerry J. Srack	183.64	8264	45	568	519
John L. Krotz	183.25	8796	48	588	536
Kelley L. Moes	179.63	4850	27	550	519
Larry L. Lambrecht	179.24	8066	45	574	525
Beau W. Hansen	179.06	8595	48	585	533
CJ Brandt	178.78	6436	36	545	505
Jon D. Rood	176.67	8480	48	547	495
Walter B. Smith	170.60	5118	30	525	491
Richard L. Lopez	167.10	5013	30	531	497
Richard M. Serr	164.02	7873	48	542	490
Nathaniel E. Banks	163.48	5395	33	509	472
Christina A. Hansen	163.31	7839	48	525	473
Richard D. Hancock	161.08	7732	48	530	478
Samantha J. Liebhart	159.11	1432	9	488	475
Danielle R. Krotz	158.02	7585	48	524	472
Rick E. Maier	157.92	1895	12	475	459
Benjamin J. Halkyard	156.83	941	6	472	462
Nick J. Stockton	156.58	7046	45	490	441
Allie E. Moore	154.60	7421	48	484	432
Tennille Allison	154.13	7398	48	507	455
Jeffery S. Ash	153.81	4153	27	467	436
Tracey Gowen	149.08	5814	39	486	443
Cynthia A. Gibbons	148.29	7118	48	481	429
Karen L. Lopez	146.87	6609	45	447	398
James H. Jennings	146.86	3084	21	444	419
Amanda L. Rood	145.92	7004	48	442	390
Shelley L. Groothuis	145.33	5668	39	464	421
Margaret M. Little	142.63	4279	30	440	406
Tina M. Brandt	142.42	5127	36	450	410
Christopher L. Lopez	141.56	1274	9	430	417
Terry J. Weinberg	141.17	847	6	431	421
John M. Allison	140.48	6743	48	448	396
Chris M. Stockton	139.90	6715	48	425	373
Jamie T. Eshleman	139.33	418	3	422	415
Michelle R. Krotz	138.46	6646	48	443	391
Craig A. Schutt	137.19	2881	21	431	406
Shannon L. Mitchell	136.62	5738	42	427	381
Ashley K. Hancock	136.17	6536	48	451	399
Zachary P. Jennings	136.00	4896	36	447	407
Jason J. Gowen	135.55	5693	42	427	381
Mary A. Fuller	135.17	4055	30	433	399

Sunday 6:30 pm

**Big Apple Fun Center***\* Bowlers listed must have a minimum of 1 games.*

<u>Name</u>	<u>True Average</u>	<u>Pins</u>	<u>Gms</u>	<u>To Raise Avg +1</u>	<u>To Drop Avg -1</u>
Carla S. Kegley-Owen	131.33	394	3	398	391
Richelle L. Verbeck	130.31	5864	45	424	375
Christopher D. Flodine	128.90	5027	39	391	348
Alyssa R. Jennings	127.15	6103	48	425	373
Kristina K. Gruhn	125.81	3900	31	384	349
Keith D. Koupal	125.46	4893	39	399	356
Trish R. Hancock	125.35	6017	48	409	357
Angie C. Hauserman	123.65	5935	48	389	337
Scott A. Blaschko	122.94	2213	18	370	348
Shannon L. Blaschko	122.33	2202	18	381	359
Jennifer K. Kidd	122.13	4763	39	403	360
Edith E. Timko	120.80	5436	45	372	323
Dee I. Durand	120.56	5787	48	384	332
Jeff D. Snodgrass	119.90	5036	42	364	318
David J. Reed	117.39	4226	36	376	336
Ronda R. Schomburg	117.00	2106	18	372	350
Regan F. Jennings	109.48	5255	48	355	303
Christie S. Weinberg	106.50	639	6	324	314
Lynn M. Watson	104.97	4094	39	316	273
Tammy R. Koupal	102.74	3904	38	319	277
Mikki S. Mitchell	89.33	268	3	272	265
Lois J. Keas	76.76	1305	17	235	214
Tyler J. Krotz (left han	57.54	2244	39	192	149
Tyler J. Krotz (Right Ha	43.44	391	9	137	124

Sunday 6:30 pm

**Big Apple Fun Center**

Lanes 1 - 14

\* Bowlers listed must have a minimum of 1 games.

Note: This report includes information through December 18 which is Week 16 of 32

**Most Pins Over Average**

Name	-----Old-----		Old					---Average Change---			Weekly Over Ave
	Pins	Games	Ave	-1-	-2-	-3-	Total	New	Old	---> +/-	Series Ave +/-
Samantha J. Liebhart	841	6	140	202	183	206	591	159.11	- 140.17	= 18.94	591 - 420=171
Larry L. Lambrecht	7443	42	177	229	172	222	623	179.24	- 177.21	= 2.03	623 - 531=92
Jason J. Gowen	5228	39	134	140	167	158	465	135.55	- 134.05	= 1.50	465 - 402=63
Rich Hancock	7194	45	159	165	192	181	538	161.08	- 159.87	= 1.22	538 - 477=61
Jon D. Rood	7895	45	175	181	205	199	585	176.67	- 175.44	= 1.22	585 - 525=60
Kelley L. Moes	4262	24	177	182	167	239	588	179.63	- 177.58	= 2.05	588 - 531=57
Lynn M. Watson	3730	36	103	107	139	118	364	104.97	- 103.61	= 1.36	364 - 309=55
Richard M. Serr	7334	45	162	196	202	141	539	164.02	- 162.98	= 1.04	539 - 486=53
Gary P. Little	5015	27	185	180	229	197	606	187.37	- 185.74	= 1.63	606 - 555=51
Jeff D. Snodgrass	4636	39	118	121	138	141	400	119.90	- 118.87	= 1.03	400 - 354=46
Regan F. Jennings	4891	45	108	92	122	150	364	109.48	- 108.69	= 0.79	364 - 324=40
Allie E. Moore	6924	45	153	157	192	148	497	154.60	- 153.87	= 0.74	497 - 459=38
Karen L. Lopez	6133	42	146	196	156	124	476	146.87	- 146.02	= 0.84	476 - 438=38
David J. Reed	3842	33	116	92	159	133	384	117.39	- 116.42	= 0.96	384 - 348=36
Shelley L. Groothuis	5203	36	144	184	162	119	465	145.33	- 144.53	= 0.81	465 - 432=33
Shannon L. Mitchell	5301	39	135	154	128	155	437	136.62	- 135.92	= 0.70	437 - 405=32
Amanda L. Rood	6540	45	145	168	155	141	464	145.92	- 145.33	= 0.58	464 - 435=29
Keith D. Koupal	4493	36	124	132	127	141	400	125.46	- 124.81	= 0.66	400 - 372=28
Dustin W. Graham	8978	42	213	203	220	242	665	214.29	- 213.76	= 0.53	665 - 639=26
Angie C. Hauserman	5540	45	123	127	132	136	395	123.65	- 123.11	= 0.53	395 - 369=26
Alyssa R. Jennings	5699	45	126	138	120	146	404	127.15	- 126.64	= 0.50	404 - 378=26
Richelle L. Verbeck	5451	42	129	123	112	178	413	130.31	- 129.79	= 0.53	413 - 387=26
Chris Hansen	7329	45	162	131	204	175	510	163.31	- 162.87	= 0.45	510 - 486=24
Tennille Allison	6915	45	153	180	171	132	483	154.13	- 153.67	= 0.46	483 - 459=24
Lois J. Keas	1057	14	75	109	63	76	248	76.76	- 75.50	= 1.26	248 - 225=23
John M. Allison	6302	45	140	132	157	152	441	140.48	- 140.04	= 0.43	441 - 420=21
Chris Flodine	4626	36	128	131	126	144	401	128.90	- 128.50	= 0.40	401 - 384=17
Beau W. Hansen	8048	45	178	203	159	185	547	179.06	- 178.84	= 0.22	547 - 534=13
Zak Jennings	4480	33	135	166	153	97	416	136.00	- 135.76	= 0.24	416 - 405=11
Trish R. Hancock	5633	45	125	125	135	124	384	125.35	- 125.18	= 0.18	384 - 375=9
Chris M. Stockton	6289	45	139	130	128	168	426	139.90	- 139.76	= 0.14	426 - 417=9
Rich Lopez	4506	27	166	153	180	174	507	167.10	- 166.89	= 0.21	507 - 498=9
Tracey Gowen	5366	36	149	146	143	159	448	149.08	- 149.06	= 0.02	448 - 447=1
Cindy Gibbons	6679	45	148	160	148	131	439	148.29	- 148.42	= -0.13	439 - 444=-5
Jeff Ash	3701	24	154	203	111	138	452	153.81	- 154.21	= -0.39	452 - 462=-10
JJ Srack	7726	42	183	185	171	182	538	183.64	- 183.95	= -0.31	538 - 549=-11
Nick Kidd	6311	32	197	186	195	198	579	196.86	- 197.22	= -0.36	579 - 591=-12
Nick J. Stockton	6593	42	156	196	127	130	453	156.58	- 156.98	= -0.40	453 - 468=-15
Johnny Krotz	8263	45	183	187	179	167	533	183.25	- 183.62	= -0.37	533 - 549=-16

Sunday 6:30 pm

**Big Apple Fun Center**

Lanes 1 - 14

\* Bowlers listed must have a minimum of 1 games.

Note: This report includes information through December 18 which is Week 16 of 32

Name	----Old----		Old Ave	-1-	-2-	-3-	Total	---Average Change---			Weekly Over Ave Series Ave +/-
	Pins	Games						New	Old	---> +/-	
Calvin L. Durand	8404	45	186	222	187	130	539	186.31	- 186.76	= -0.44	539 - 558=-19
Edie Timko	5097	42	121	109	115	115	339	120.80	- 121.36	= -0.56	339 - 363=-24
Rick E. Maier	1441	9	160	130	172	152	454	157.92	- 160.11	= -2.19	454 - 480=-26
CJ Brandt	5928	33	179	198	148	162	508	178.78	- 179.64	= -0.86	508 - 537=-29
Dee I. Durand	5457	45	121	114	100	116	330	120.56	- 121.27	= -0.70	330 - 363=-33
Tina M. Brandt	4741	33	143	108	123	155	386	142.42	- 143.67	= -1.25	386 - 429=-43
Galen Keas	8080	42	192	186	183	158	527	191.27	- 192.38	= -1.11	527 - 576=-49
Tyler J. Krotz (Right Ha	297	6	49	48	45	1	94	43.44	- 49.50	= -6.06	94 - 147=-53
Dani Krotz	7163	45	159	167	140	115	422	158.02	- 159.18	= -1.16	422 - 477=-55
Ashley K. Hancock	6182	45	137	98	157	99	354	136.17	- 137.38	= -1.21	354 - 411=-57
Nathan Banks	4970	30	165	143	156	126	425	163.48	- 165.67	= -2.18	425 - 495=-70
Marg Little	3919	27	145	114	123	123	360	142.63	- 145.15	= -2.51	360 - 435=-75
Shelli Krotz	6302	45	140	115	101	128	344	138.46	- 140.04	= -1.59	344 - 420=-76
Randy L. Durand	8955	45	199	181	176	134	491	196.79	- 199.00	= -2.21	491 - 597=-106
Dave Ash	2770	15	184				0	184.67	- 184.67	= 0.00	
Jamie T. Eshleman	418	3	139				0	139.33	- 139.33	= 0.00	
Christie S. Weinberg	639	6	106				0	106.50	- 106.50	= 0.00	
Terry J. Weinberg	847	6	141				0	141.17	- 141.17	= 0.00	
Chris Lopez	1274	9	141				0	141.56	- 141.56	= 0.00	
Ben Halkyard	941	6	156				0	156.83	- 156.83	= 0.00	
Michelle L. Limbach	595	3	198				0	198.33	- 198.33	= 0.00	
Mikki S. Mitchell	268	3bk	108				0	89.33	- 89.33	= 0.00	
Kenny Owen	2263	12	188				0	188.58	- 188.58	= 0.00	
Carla S. Kegley-Owen	394	3	131				0	131.33	- 131.33	= 0.00	
Tyler J. Krotz (left han	2244	39	57				0	57.54	- 57.54	= 0.00	
Ronda R. Schomburg	2106	18	117	a107	a107	a107	321	117.00	- 117.00	= 0.00	
Jen Kidd	4763	39	122	a112	a112	a112	336	122.13	- 122.13	= 0.00	
Kristi Gruhn	3900	31	125				0	125.81	- 125.81	= 0.00	
Tammy R. Koupal	3756	36	104	65	83	a94	242	102.74	- 104.33	= -1.60	
Mary A. Fuller	4055	30	135				0	135.17	- 135.17	= 0.00	
Frank E. Fuller	5799	30	193				0	193.30	- 193.30	= 0.00	
James H. Jennings	3084	21	146				0	146.86	- 146.86	= 0.00	
Sarah G. Halkyard	5869	30	195				0	195.63	- 195.63	= 0.00	
Shannon L. Blaschko	2202	18	122				0	122.33	- 122.33	= 0.00	
Scott A. Blaschko	2213	18	122				0	122.94	- 122.94	= 0.00	
Walt Smith	5118	30	170				0	170.60	- 170.60	= 0.00	
Craig A. Schutt	2881	21	137				0	137.19	- 137.19	= 0.00	

# Town & Country 2016-17

## Big Apple Fun Center

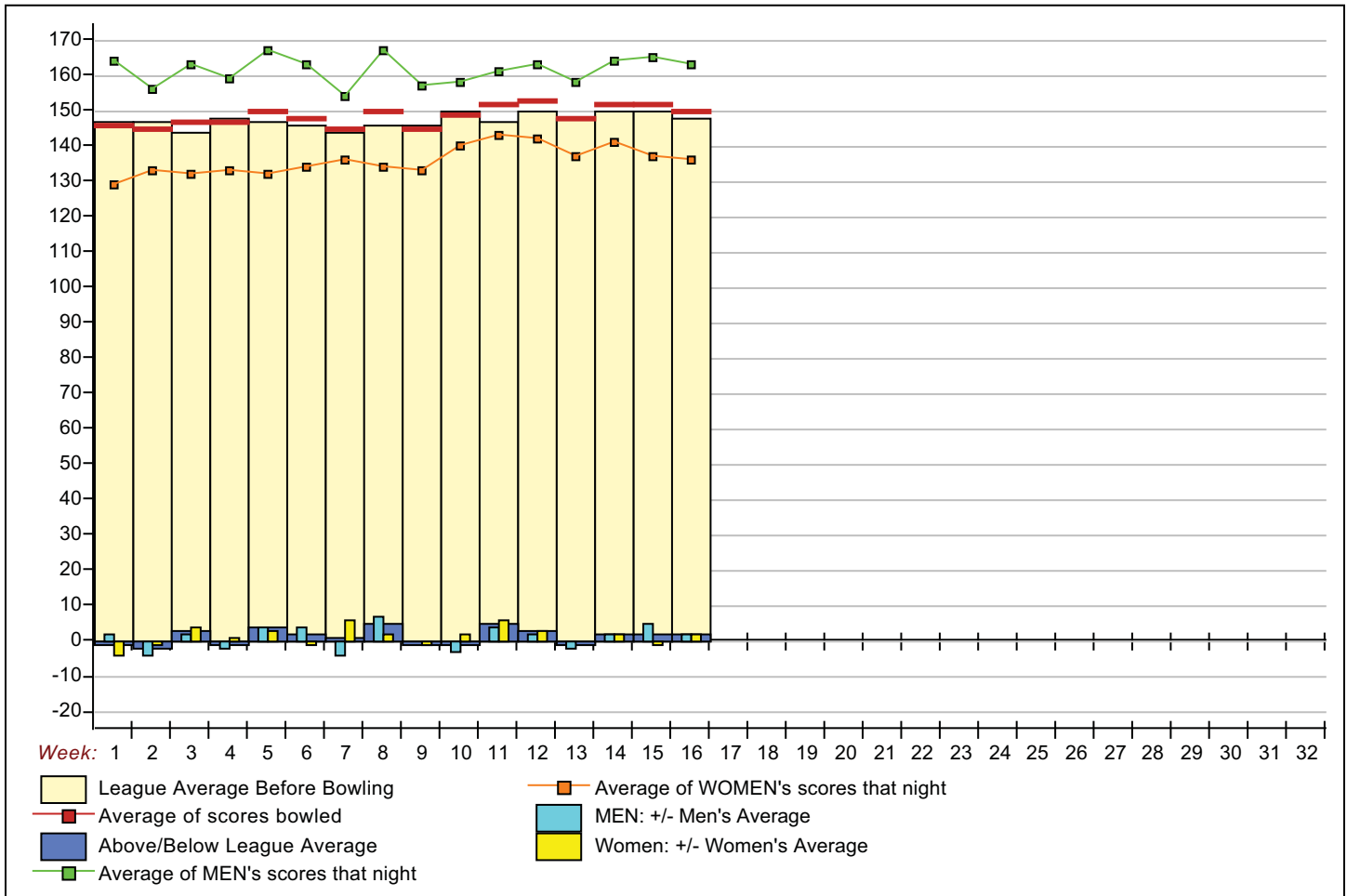
This report is for scores bowled December 18 which is Week 16 of 32

### This Week's Statistics

	<u>Over All</u>	<u>Men</u>	<u>Women</u>
How many people bowled	54	28	26
Number of games bowled	161	84	77
Actual average of week's scores	150.24	163.07	136.25
How many games above average	83	46	37
How many games below average	76	38	38
Pins above/below average per game	2.51	2.71	2.29
How many people raised average by this amount	33 1.34	16 0.96	17 1.70
How many people went down by this amount	21 -1.31	12 -1.41	9 -1.19
League average before bowling	147.97	160.92	134.02
League average after bowling	148.28	160.87	134.72
Change in league average	0.31	-0.05	0.70
800s	-	-	-
775s	-	-	-
750s	-	-	-
725s	-	-	-
700s	-	-	-
675s	-	-	-
650s	1	1	-
625s	-	-	-
600s	2	2	-
575s	4	3	1
550s	-	-	-
525s	7	7	-
500s	3	2	1
475s	4	1	3
450s	6	4	2
425s	6	2	4
400s	7	4	3
below 400	14	2	12
300s	-	-	-
275s	-	-	-
250s	-	-	-
225s	4	4	-
200s	11	8	3
175s	31	24	7
150s	35	20	15
125s	42	21	21
100s	26	2	24
below 100	12	5	7

This report is for scores bowled December 18 which is Week 16 of 32

**League Average Week-by-Week**



**League Average Statistics for Last Week**

	League	Men (Lft+Rt)	Women (Lft+Rt)
League Average Before Bowling	147.97	160.92	134.02
Average of scores bowled that night	150.24	163.07	136.25
New League Average After Bowling	148.28	160.87	134.72
Change in League Average	.31	-.05	.70
People Who Bowled Over Average	33	16	17
People Who Bowled Under Average	21	12	9
Average Amount of Series Over Avg	37.82	40.25	35.53
Average Amount of Series Under Avg	-35.71	-34.67	-37.11
Difference Avg, NiteAvg	2.51	2.71	2.29
Number of Bowlers	54	28	26
Number of Games Bowled	161	84	77
People Who Raised Their Average	33	16	17
Raised By an Average of This Amount	1.34	.96	1.70
People Who Lowered Their Average	21	12	9
Lowered By an Average of This Amou	-1.31	-1.41	-1.19
Number of Games Bowled Over Avera	83	46	37
Number of Games Bowled Under Avera	76	38	38

*Note: Averages are based only on people who bowled.*

### Team Standings

Place	Team Name	Points	Points
		Won	Lost
1	Angry Bowlers	39	25
2	Galen's Pro Shop	38½	25½
3	Pin Ups	36	28
4	Strike Zone	34½	29½
5	Teachers & Creepers	34	30
6	We're Not Dead Yet	34	30
7	We Attempt	32½	31½
8	Pin Seekers	31	33
9	Spare Me	30	34
10	Troublemakers	29½	34½
11	Cruizers	29	35
12	Something Wong	29	35
13	Pin Warriors	28	36
14	Welknowns	23	41

### Last Week's Top Scores

	Scratch Game	Scratch Series	Handicap Game	Handicap Series
<b>Men</b>	242 Dustin Graham	665 Dustin Graham	259 Kelley Moes	683 Larry Lambrecht
	239 Kelley Moes	623 Larry Lambrecht	249 Larry Lambrecht	665 Dustin Graham
	229 Gary Little	606 Gary Little	244 Jeff Ash	651 Jon Rood
	229 Larry Lambrecht	588 Kelley Moes	242 Dustin Graham	648 Kelley Moes
	222 Calvin Durand	585 Jon Rood	242 Gary Little	646 Rich Hancock
	205 Jon Rood	579 Nick Kidd	236 Richard Serr	645 Gary Little
	203 Beau Hansen	547 Beau Hansen	235 Nick Stockton	642 Jason Gowen
	203 Jeff Ash	539 Richard Serr	234 Calvin Durand	641 Richard Serr
	202 Richard Serr	539 Calvin Durand	234 David Reed	619 Jeff Snodgrass
	198 CJ Brandt	538 JJ Srack	228 Rich Hancock	609 David Reed
198 Nick Kidd	538 Rich Hancock			
<b>Women</b>	206 Samantha Liebhart	591 Samantha Liebhart	260 Samantha Liebhart	753 Samantha Liebhart
	204 Chris Hansen	510 Chris Hansen	244 Karen Lopez	625 Lynn Watson
	196 Karen Lopez	497 Allie Moore	241 Richelle Verbeck	623 Allie Moore
	192 Allie Moore	483 Tennille Allison	238 Chris Hansen	620 Karen Lopez
	184 Shelley Groothuis	476 Karen Lopez	234 Shelley Groothuis	615 Shelley Groothuis
	180 Tennille Allison	465 Shelley Groothuis	234 Allie Moore	612 Chris Hansen
	178 Richelle Verbeck	464 Amanda Rood	232 Regan Jennings	611 Shannon Mitchell
	168 Chris Stockton	448 Tracey Gowen	226 Lynn Watson	611 Amanda Rood
	168 Amanda Rood	439 Cindy Gibbons	222 Chris Stockton	610 Regan Jennings
	167 Dani Krotz	437 Shannon Mitchell	222 Tennille Allison	609 Tennille Allison



# Town & Country 2016-17

Sunday 6:30 pm

## Big Apple Fun Center

Lanes 1 - 14

President: Johnny Krotz (308)440-9799 Vice President: Rich Lopez (308)293-3289  
Secretary/Treasurer: Chris Hansen (308)760-0692

### Team Standings

Place	#	Team Name	Points Won	Points Lost	%Won	Pins + HDCP	Scratch Pins	Ave p/gm	Year-To-Date WON	Y-T-D LOST	Y-T-D % WON
1	9	Pin Warriors	45	19	70.3	75466	54913	572	73	55	57.0
2	12	Teachers & Creepers	39	25	60.9	75743	60590	631	73	55	57.0
3	6	Galen's Pro Shop	38	26	59.4	76689	65202	679	76½	51½	59.8
4	2	Pin Ups	38	26	59.4	75730	61735	643	74	54	57.8
5	3	Welknowns	37	27	57.8	75213	59619	621	60	68	46.9
6	14	Cruizers	35	29	54.7	75292	59005	614	64	64	50.0
7	5	Pin Seekers	34	30	53.1	74970	58743	611	65	63	50.8
8	11	We're Not Dead Yet	32	32	50.0	73951	52750	549	66	62	51.6
9	1	Angry Bowlers	29½	34½	46.1	75262	59710	621	68½	59½	53.5
10	8	Something Wong	28	36	43.8	72801	55677	598	57	71	44.5
11	13	We Attempt	27	37	42.2	75055	60595	631	59½	68½	46.5
12	4	Troublemakers	27	37	42.2	74984	56699	590	56½	71½	44.1
13	10	Spare Me	26½	37½	41.4	74594	47780	497	56½	71½	44.1
14	7	Strike Zone	12	52	18.8	74199	47025	489	46½	81½	36.3

### Review of Last Week's Bowling.....

Lanes	Team Name	HDCP -1-	HDCP -2-	HDCP -3-	HDCP Total	Last Wk WON	Team Name	HDCP -1-	HDCP -2-	HDCP -3-	HDCP Total	Last Wk WON
1-2	Pin Warriors	822	832	758	2412	3	Teachers & Creepers	712	756	778	2246	1
3-4	Pin Ups	732	802	688	2222	1	Galen's Pro Shop	805	778	844	2427	3
5-6	Pin Seekers	758	733	760	2251	0	Welknowns	785	778	810	2373	4
7-8	Cruizers	822	744	883	2449	3	Angry Bowlers	764	780	785	2329	1
9-10	Something Wong	0	0	0	0	0	We're Not Dead Yet	798	749	753	2300	4
11-12	Troublemakers	793	782	671	2246	2	Spare Me	769	734	805	2308	2
13-14	We Attempt	796	774	868	2438	4	Strike Zone	781	712	806	2299	0

**Thanks for bowling! We hope you had a good time. See you next season!**

### Last Week's Top Scores

Team Scratch Game		Team Scratch Series		Team Handicap Game		Team Handicap Series	
749	Galen's Pro Shop	2142	Galen's Pro Shop	883	Cruizers	2449	Cruizers
718	We Attempt	1988	We Attempt	868	We Attempt	2438	We Attempt
713	Cruizers	1939	Cruizers	844	Galen's Pro Shop	2427	Galen's Pro Shop
667	Pin Ups	1855	Angry Bowlers	832	Pin Warriors	2412	Pin Warriors
632	Welknowns	1839	Welknowns	810	Welknowns	2373	Welknowns
627	Angry Bowlers	1817	Pin Ups	806	Strike Zone	2329	Angry Bowlers
627	Teachers & Creepers	1793	Teachers & Creepers	805	Spare Me	2308	Spare Me
620	Troublemakers	1753	Pin Seekers	802	Pin Ups	2300	We're Not Dead Yet
602	Pin Warriors	1727	Troublemakers	798	We're Not Dead Yet	2299	Strike Zone
594	Pin Seekers	1722	Pin Warriors	793	Troublemakers	2251	Pin Seekers
570	We're Not Dead Yet	1616	We're Not Dead Yet	785	Angry Bowlers	2246	Troublemakers
539	Spare Me	1510	Spare Me	778	Teachers & Creepers	2246	Teachers & Creepers
526	Strike Zone	1459	Strike Zone	760	Pin Seekers	2222	Pin Ups

Men	Scratch Game	Scratch Series	Handicap Game	Handicap Series
	258 Dustin Graham	702 Dustin Graham	262 Rich Hancock	702 Dustin Graham
	227 Rich Hancock	593 Johnny Krotz	258 Dustin Graham	676 Rich Hancock
	222 Johnny Krotz	574 Gary Little	238 Johnny Krotz	641 Johnny Krotz
	210 CJ Brandt	571 Rich Hancock	234 David Reed	631 Gary Little
	209 Nick Kidd	563 Nick Kidd	230 Rich Lopez	630 David Reed
	203 Rich Lopez	528 Galen Keas	225 Malcolm Durand	630 Craig Schutt
	202 Galen Keas	528 Larry Lambrecht	224 CJ Brandt	622 Keith Koupal
	192 Gary Little	524 Rich Lopez	221 Terry Weinberg	620 Nick Stockton
	184 Terry Weinberg	518 Calvin Durand	221 Nick Stockton	605 Rich Lopez
	182 Richard Serr	513 CJ Brandt	218 Craig Schutt	602 Richard Serr
	182 Nick Stockton			

**Last Week's Top Scores - Continued**

<b>Women</b>	224 Sarah Halkyard	571 Sarah Halkyard	249 Dani Krotz	664 Allie Moore
	211 Dani Krotz	550 Allie Moore	240 Allie Moore	648 Edie Timko
	202 Allie Moore	520 Dani Krotz	235 Edie Timko	634 Dani Krotz
	193 Tennille Allison	489 Amanda Rood	235 Tennille Allison	629 Dee Durand
	182 Tracey Gowen	476 Chris Hansen	231 Tracey Gowen	614 Ashley Hancock
	171 Amanda Rood	466 Tracey Gowen	228 Sarah Halkyard	613 Tracey Gowen
	170 Chris Hansen	465 Tennille Allison	223 Dee Durand	613 Alyssa Jennings
	166 Edie Timko	441 Edie Timko	221 Christie Weinberg	612 Christie Weinberg
	164 Shannon Mitchell	440 Ashley Hancock	221 Shannon Mitchell	606 Amanda Rood
	159 Tina Brandt	434 Shannon Mitchell	220 Alyssa Jennings	605 Shannon Mitchell

**Season High Scores****Team Scratch Game**

855 Galen's Pro Shop
786 We Attempt
766 Something Wong
760 Angry Bowlers
754 Cruizers
753 Pin Ups
752 Teachers & Creepers
751 Pin Seekers
740 Welknowns
711 Troublemakers
709 We're Not Dead Yet
655 Pin Warriors
591 Strike Zone
579 Spare Me

**Team Scratch Series**

2452 Galen's Pro Shop
2130 Pin Ups
2126 Teachers & Creepers
2101 Angry Bowlers
2082 We Attempt
2059 Something Wong
2052 Welknowns
2005 Cruizers
1988 We're Not Dead Yet
1966 Pin Seekers
1958 Troublemakers
1862 Pin Warriors
1711 Strike Zone
1596 Spare Me

**Team Handicap Game**

949 Welknowns
933 Pin Seekers
932 We Attempt
926 Something Wong
923 Galen's Pro Shop
922 Cruizers
921 Angry Bowlers
908 Teachers & Creepers
907 Pin Ups
902 Troublemakers
875 Spare Me
867 We're Not Dead Yet
866 Strike Zone
862 Pin Warriors

**Team Handicap Series**

2638 Welknowns
2635 Pin Ups
2633 Galen's Pro Shop
2585 Teachers & Creepe
2584 Angry Bowlers
2559 We Attempt
2549 Pin Seekers
2539 Something Wong
2531 Troublemakers
2524 Strike Zone
2509 Cruizers
2486 Pin Warriors
2475 Spare Me
2460 We're Not Dead Yet

*Bowlers must have completed a minimum of 12 games to be eligible for any league award.*

**Scratch Game**

<b>Men</b>	299 Randy Durand
	279 Nick Kidd
	268 Dustin Graham
	267 CJ Brandt
	259 JJ Srack
	259 Calvin Durand
	256 Galen Keas
	255 Johnny Krotz
	246 Anthony Jenneman
	246 Frank Fuller

**Scratch Series**

745 Nick Kidd
727 Dustin Graham
690 CJ Brandt
684 Galen Keas
678 Beau Hansen
678 Johnny Krotz
670 Anthony Jenneman
670 Randy Durand
667 Calvin Durand
656 Larry Lambrecht

**Handicap Game**

304 Randy Durand
282 CJ Brandt
281 JJ Srack
281 Nick Kidd
277 Calvin Durand
277 Walt Smith
271 John Allison
270 Johnny Krotz
269 Rich Lopez
268 Dustin Graham

**Handicap Series**

754 Nick Kidd
749 Larry Lambrecht
741 Beau Hansen
735 CJ Brandt
729 Johnny Krotz
727 Dustin Graham
724 Calvin Durand
719 Nick Stockton
706 John Allison
706 Jon Rood

<b>Women</b>	257 Sarah Halkyard
	247 Chris Hansen
	245 Michelle Limbach
	238 Samantha Liebhart
	233 Dani Krotz
	223 Allie Moore
	216 Tennille Allison
	212 Amanda Rood
	210 Shelli Krotz
	204 Cindy Gibbons

726 Michelle Limbach
684 Sarah Halkyard
624 Samantha Liebhart
591 Chris Hansen
590 Dani Krotz
562 Amanda Rood
561 Allie Moore
539 Tracey Gowen
533 Tennille Allison
519 Shelley Groothuis

284 Chris Hansen
272 Dani Krotz
270 Samantha Liebhart
268 Shelli Krotz
264 Christie Weinberg
264 Allie Moore
263 Sarah Halkyard
262 Kristi Gruhn
260 Tennille Allison
256 Shelley Groothuis
256 Amanda Rood

753 Samantha Liebhart
726 Michelle Limbach
715 Christie Weinberg
707 Dani Krotz
701 Amanda Rood
691 Ashley Hancock
688 Chris Hansen
684 Allie Moore
684 Karen Lopez
684 Sarah Halkyard

**Team Rosters****1 - Angry Bowlers** Ave=623

<u>Name</u>	<u>Ave</u>	<u>HDCP</u>	<u>Pins</u>	<u>Gms</u>	<u>High Game</u>	<u>High Sers</u>	<u>HDCP Game</u>	<u>HDCP Sers</u>	<u>Most Improved Ave +/-</u>	<u>To Raise Avg +1</u>	<u>To Drop Avg -1</u>	<u>Weekly Over Av Series Ave +/-</u>
Edie Timko	124	68	11187	90	166	441	235	648	116 +8.30	438	344	377 - 372=5
Dee Durand	121	71	12067	99	156	416	228	632	120 +1.89	377	274	398 - 363=35
Calvin Durand	183	15	18177	99	259	667	277	724	173 +10.61	591	488	629 - 546=83
Randy Durand	195	4	19345	99	299	670	304	683	194 +1.40	647	544	599 - 585=14
Mikki Mitchell	bk108	82	268	3	97	268	179	514		272	265	

**2 - Pin Ups** Ave=646

<u>Name</u>	<u>Ave</u>	<u>HDCP</u>	<u>Pins</u>	<u>Gms</u>	<u>High Game</u>	<u>High Sers</u>	<u>HDCP Game</u>	<u>HDCP Sers</u>	<u>Most Improved Ave +/-</u>	<u>To Raise Avg +1</u>	<u>To Drop Avg -1</u>	<u>Weekly Over Av Series Ave +/-</u>
Samantha Liebhart	165	31	7442	45	238	624	270	753	163 +2.38	526	477	
Malcolm Durand	137	56	5773	42	184	462	240	633	140 -2.55	437	391	
Chris Hansen	166	30	16010	96	247	591	284	688	160 +6.77	523	423	
Beau Hansen	178	19	17089	96	243	678	264	741	183 -4.99	632	532	
Kristi Gruhn	128	64	4759	37	194	447	262	648	127 +1.62	401	360	
Dave Ash	184	14	2770	15	203	589	220	643		560	541	

**3 - Welknowns** Ave=649

<u>Name</u>	<u>Ave</u>	<u>HDCP</u>	<u>Pins</u>	<u>Gms</u>	<u>High Game</u>	<u>High Sers</u>	<u>HDCP Game</u>	<u>HDCP Sers</u>	<u>Most Improved Ave +/-</u>	<u>To Raise Avg +1</u>	<u>To Drop Avg -1</u>	<u>Weekly Over Av Series Ave +/-</u>
Marg Little	141	53	7210	51	189	494	241	650	145 -3.63	458	403	
Mary Fuller	136	57	7393	54	174	467	233	647	134 +2.91	416	358	
Gary Little	179	18	9143	51	231	655	261	704	183 -3.73	577	522	
Frank Fuller	193	6	10441	54	246	646	246	676	193 +0.35	617	559	
Ronda Schomburg	125	67	4883	39	165	423	243	645	120 +5.21	409	366	
Kelley Moes	179	18	10211	57	239	596	259	650	176 +3.14	589	528	

**4 - Troublemakers** Ave=606

<u>Name</u>	<u>Ave</u>	<u>HDCP</u>	<u>Pins</u>	<u>Gms</u>	<u>High Game</u>	<u>High Sers</u>	<u>HDCP Game</u>	<u>HDCP Sers</u>	<u>Most Improved Ave +/-</u>	<u>To Raise Avg +1</u>	<u>To Drop Avg -1</u>	<u>Weekly Over Av Series Ave +/-</u>
Tracey Gowen	146	48	12270	84	199	539	247	683	151 -4.93	519	431	
Tina Brandt	140	54	11797	84	195	507	246	660	147 -6.56	470	382	
Jason Gowen	136	57	11879	87	191	494	255	686	125 +11.54	451	360	
CJ Brandt	184	14	13829	75	267	690	282	735	175 +9.39	601	522	
Shannon Blaschko	122	70	2202	18	180	427	247	643		381	359	
Scott Blaschko	124	68	3363	27	165	413	236	620	123 +1.56	387	356	

## 5 - Pin Seekers Ave=613

Name	Ave	HDCP	Pins	Gms	High Game	High Sers	HDCP Game	HDCP Sers	Most Improved Ave	+/-	To Raise Avg +1	To Drop Avg -1	Weekly Over Av Series Ave +/-
Chris Stockton	139	54	13353	96	199	486	255	654	142	-2.91	507	407	
Shannon Mitchell	137	56	11529	84	189	455	246	648	131	+6.25	477	389	
JJ Srack	181	17	16860	93	259	618	281	667	182	-0.71	612	515	
Nick Stockton	156	39	14111	90	218	595	259	719	157	-0.21	490	396	
Christina Srack	119	72	358	3	131	358	203	574			362	355	

## 6 - Galen's Pro Shop Ave=593

Name	Ave	HDCP	Pins	Gms	High Game	High Sers	HDCP Game	HDCP Sers	Most Improved Ave	+/-	To Raise Avg +1	To Drop Avg -1	Weekly Over Av Series Ave +/-
Lois Keas	80	108	2809	35	121	293	231	623	77	+3.26	269	230	
Lynn Watson	108	82	7811	72	154	399	238	651	104	+4.49	364	288	
Galen Keas	188	10	15864	84	256	684	256	684	201	-12.14	579	491	
Dustin Graham	217	0	17580	81	268	727	268	727	215	+2.04	732	647	
Sarah Halkyard	195	4	12885	66	257	684	263	684	197	-1.77	639	569	
Ben Halkyard	155	40	1866	12	182	501	226	633			474	458	

## 7 - Strike Zone Ave=488

Name	Ave	HDCP	Pins	Gms	High Game	High Sers	HDCP Game	HDCP Sers	Most Improved Ave	+/-	To Raise Avg +1	To Drop Avg -1	Weekly Over Av Series Ave +/-
Alyssa Jennings	129	63	12029	93	187	459	255	666	119	+10.34	451	354	
David Reed	113	78	9202	81	159	419	234	656	111	+2.60	374	289	
Regan Jennings	111	80	7682	69	152	377	233	620	107	+4.33	382	309	
Zak Jennings	135	58	10879	80	187	503	249	698	135	+0.99	409	325	
James Jennings	144	50	3466	24	201	511	249	670	146	-1.58	449	421	
Stevie Spiegel	101	89	303	3	106	303	195	570			309	302	

## 8 - Something Wong Ave=606

Name	Ave	HDCP	Pins	Gms	High Game	High Sers	HDCP Game	HDCP Sers	Most Improved Ave	+/-	To Raise Avg +1	To Drop Avg -1	Weekly Over Av Series Ave +/-
Chris Flodine	134	59	10469	78	202	495	262	683	127	+7.22	466	384	
Cindy Gibbons	149	45	13880	93	204	515	250	664	144	+5.25	520	423	
Shelley Groothuis	147	47	11394	77	202	519	256	681	143	+4.97	446	365	
Walt Smith	176	21	8992	51	243	621	277	702	169	+7.31	566	511	
Rick Maier	160	36	3367	21	214	554	250	671	160	+0.33	497	472	

## 9 - Pin Warriors Ave=574

Name	Ave	HDCP	Pins	Gms	High Game	High Sers	HDCP Game	HDCP Sers	Most Improved Ave	+/-	To Raise Avg +1	To Drop Avg -1	Weekly Over Av Series Ave +/-
Angie Hauserman	128	64	12372	96	166	438	237	637	125	+3.88	399	299	370 - 387=-17
Jeff Snodgrass	119	72	11129	93	162	427	234	646	122	-2.33	391	294	388 - 357=31
Allie Moore	158	37	15717	99	223	561	264	684	156	+2.76	501	398	486 - 474=12
Nathan Banks	169	27	13190	78	232	589	263	679	168	+1.10	580	498	
Craig Schutt	139	54	3756	27	183	462	241	630	137	+2.11	444	413	413 - 417=-4

## 10 - Spare Me Ave=503

Name	Ave	HDCP	Pins	Gms	High Game	High Sers	HDCP Game	HDCP Sers	Most Improved Ave	+/-	To Raise Avg +1	To Drop Avg -1	Weekly Over Av Series Ave +/-
Richelle Verbeck	126	66	11012	87	178	484	241	676	122	+4.57	418	327	
Karen Lopez	148	46	13235	89	196	510	244	684	135	+13.71	473	380	
Tyler Krotz (Right Ha	58	127	3352	57	104	257	241	650	53	+5.81	188	127	
Rich Lopez	171	26	12834	75	239	593	269	695	164	+7.12	582	503	
Chris Lopez	141	53	1274	9	166	459	208	585			430	417	

## 11 - We're Not Dead Yet Ave=545

Name	Ave	HDCP	Pins	Gms	High Game	High Sers	HDCP Game	HDCP Sers	Most Improved Ave	+/-	To Raise Avg +1	To Drop Avg -1	Weekly Over Av Series Ave +/-
Tammy Koupal	99	90	7668	77	140	375	228	639	108	-8.42	332	251	
Jen Kidd	120	72	10489	87	171	446	247	665	118	+2.56	401	310	
Keith Koupal	128	64	9884	77	169	428	234	635	121	+7.36	436	355	
Nick Kidd	198	1	15884	80	279	745	281	754	199	-0.45	633	549	
Carla Kegley-Owen	131	62	394	3	155	394	217	580			398	391	
Kenny Owen	181	17	3270	18	236	604	248	640			552	530	

**12 - Teachers & Creepers** Ave=630

Name	Ave	HDCP	Pins	Gms	High Game	High Sers	HDCP Game	HDCP Sers	Most Improved Ave	+/-	To Raise Avg +1	To Drop Avg -1	Weekly Over Av Series Ave +/-
Tennille Allison	154	41	14785	96	216	533	260	656	148	+6.01	560	460	
John Allison	143	51	13791	96	217	544	271	706	148	-4.34	465	365	
Amanda Rood	156	39	15020	96	212	562	256	701	144	+12.46	523	423	
Jon Rood	177	20	16994	96	224	592	250	706	169	+8.02	628	528	

**13 - We Attempt** Ave=631

Name	Ave	HDCP	Pins	Gms	High Game	High Sers	HDCP Game	HDCP Sers	Most Improved Ave	+/-	To Raise Avg +1	To Drop Avg -1	Weekly Over Av Series Ave +/-
Ashley Hancock	135	58	13020	96	199	514	255	691	137	-1.38	444	344	
Dani Krotz	157	38	15141	96	233	590	272	707	152	+5.72	501	401	
Richard Serr	162	34	15573	96	225	562	261	671	161	+1.22	564	464	
Larry Lambrecht	177	20	16501	93	236	656	267	749	181	-3.57	587	490	

**14 - Cruizers** Ave=613

Name	Ave	HDCP	Pins	Gms	High Game	High Sers	HDCP Game	HDCP Sers	Most Improved Ave	+/-	To Raise Avg +1	To Drop Avg -1	Weekly Over Av Series Ave +/-
Trish Hancock	127	65	11436	90	179	447	245	651	126	+1.07	468	374	
Shelli Krotz	141	53	13147	93	210	496	268	674	143	-1.63	485	388	
Rich Hancock	162	34	15625	96	227	572	262	680	157	+5.76	512	412	
Johnny Krotz	183	15	17581	96	255	678	270	729	181	+2.14	635	535	
Frances Hancock	137	56	823	6	160	428	222	614			419	409	

**Temporary Substitutes Division 1: Enter Div Label**

**Men Division 1: Enter Div Label**

Name	Ave	HDCP	Pins	Gms	High Game	High Sers	HDCP Game	HDCP Sers	Most Improved Ave	+/-	To Raise Avg +1	To Drop Avg -1	Weekly Over Av Series Ave +/-
Jeff Ash	153	42	4153	27	203	504	244	636	153	+0.81	467	436	
Matt Discerni	197	2	592	3	210	592	212	598			596	589	
Jamie Eshleman	139	54	418	3	145	418	199	580			422	415	
Anthony Jenneman	199	0	2399	12	246	670	246	670			601	585	
Tyler Krotz (left han	57	128	2244	39	114	268	247	667	59	-1.46	192	149	
Steve Sigrist	136	57	410	3	166	410	223	581			412	405	
Terry Weinberg	158	37	3806	24	206	530	249	683	158	+0.58	487	459	
Logan Wirth	197	2	592	3	213	592	215	598			596	589	

**Women Division 1: Enter Div Label**

Name	Ave	HDCP	Pins	Gms	High Game	High Sers	HDCP Game	HDCP Sers	Most Improved Ave	+/-	To Raise Avg +1	To Drop Avg -1	Weekly Over Av Series Ave +/-
Michelle Limbach	207	0	2494	12	245	726	245	726			626	610	
Carrie Sigrist	117	74	353	3	146	353	220	575			355	348	
Christie Weinberg	124	68	2982	24	180	463	264	715	122	+2.25	393	365	

**Individual High Averages**

Men	Ave	Name	Women	Ave	Name
217.04	Dustin Graham	195.23	Sarah Halkyard		
198.55	Nick Kidd	166.77	Chris Hansen		
195.40	Randy Durand	165.38	Samantha Liebhart		
193.35	Frank Fuller	158.76	Allie Moore		
188.86	Galen Keas	157.72	Dani Krotz		
184.39	CJ Brandt	156.46	Amanda Rood		
183.61	Calvin Durand	154.01	Tennille Allison		
183.14	Johnny Krotz	149.25	Cindy Gibbons		
181.29	JJ Srack	148.71	Karen Lopez		
179.27	Gary Little	147.97	Shelley Groothuis		

**Most Improved Average**

Men	Score	Change	Name	Women	Score	Change	Name
125	to	136.54 = +11.54	Jason Gowen	135	to	148.71 = +13.71	Karen Lopez
173	to	183.61 = +10.61	Calvin Durand	144	to	156.46 = +12.46	Amanda Rood
175	to	184.39 = +9.39	CJ Brandt	119	to	129.34 = +10.34	Alyssa Jennings
169	to	177.02 = +8.02	Jon Rood	116	to	124.30 = +8.30	Edie Timko
121	to	128.36 = +7.36	Keith Koupal	160	to	166.77 = +6.77	Chris Hansen
169	to	176.31 = +7.31	Walt Smith	131	to	137.25 = +6.25	Shannon Mitchell
127	to	134.22 = +7.22	Chris Flodine	148	to	154.01 = +6.01	Tennille Allison
164	to	171.12 = +7.12	Rich Lopez	152	to	157.72 = +5.72	Dani Krotz
53	to	58.81 = +5.81	Tyler Krotz (Right Ha	144	to	149.25 = +5.25	Cindy Gibbons
157	to	162.76 = +5.76	Rich Hancock	120	to	125.21 = +5.21	Ronda Schomburg

**Individual High Averages**

<b>Men</b>			<b>Women</b>		
217.04	Dustin Graham		195.23	Sarah Halkyard	
198.55	Nick Kidd		166.77	Chris Hansen	
195.27	Randy Durand		165.38	Samantha Liebhart	
193.35	Frank Fuller		158.66	Allie Moore	
188.86	Galen Keas		157.72	Dani Krotz	
184.39	CJ Brandt		156.46	Amanda Rood	
183.14	Johnny Krotz		154.01	Tennille Allison	
182.79	Calvin Durand		149.25	Cindy Gibbons	
181.29	JJ Srack		148.71	Karen Lopez	
179.27	Gary Little		147.97	Shelley Groothuis	

**Most Improved Average**

<b>Men</b>				<b>Women</b>			
125	to	136.54 = +11.54	Jason Gowen	135	to	148.71 = +13.71	Karen Lopez
173	to	182.79 = +9.79	Calvin Durand	144	to	156.46 = +12.46	Amanda Rood
175	to	184.39 = +9.39	CJ Brandt	119	to	129.34 = +10.34	Alyssa Jennings
169	to	177.02 = +8.02	Jon Rood	116	to	124.25 = +8.25	Edie Timko
121	to	128.36 = +7.36	Keith Koupal	160	to	166.77 = +6.77	Chris Hansen
169	to	176.31 = +7.31	Walt Smith	131	to	137.25 = +6.25	Shannon Mitchell
127	to	134.22 = +7.22	Chris Flodine	148	to	154.01 = +6.01	Tennille Allison
164	to	171.12 = +7.12	Rich Lopez	152	to	157.72 = +5.72	Dani Krotz
53	to	58.81 = +5.81	Tyler Krotz (Right Ha	144	to	149.25 = +5.25	Cindy Gibbons
157	to	162.76 = +5.76	Rich Hancock	120	to	125.21 = +5.21	Ronda Schomburg

## Big Apple Fun Center

**Reprint of Scores -- Week 32**

**Lane 1 9 - Pin Warriors** Week 32 05/07/2017

Name	Old Ave	Old HDCP	-1-	-2-	-3-	Total	HDCP Total
Angie C. Hauserman	128	64	151	143	101	395	587
Jeff D. Snodgrass	119	72	110	109	96	315	531
Allie E. Moore	157	38	179	202	169	550	664
Craig A. Schutt	137	56	152	148	162	462	630
<i>Scratch Total</i>			<b>592</b>	<b>602</b>	<b>528</b>	<b>1722</b>	<b>1722</b>
<i>Handicap</i>			230	230	230	690	
<i>Total</i>			<b>822</b>	<b>832</b>	<b>758</b>	<b>1722</b>	<b>2412</b>
<i>Team Points Won</i>			1.0	1.0	0.0	3.0	3.0

**Lane 2 12 - Teachers & Creepers** Week 32 05/07/2017

Name	Old Ave	Old HDCP	-1-	-2-	-3-	Total	HDCP Total
Tennille Allison	153	42	130	142	193	465	591
John M. Allison	144	50	121	134	113	368	518
Amanda L. Rood	156	39	150	168	171	489	606
Jon D. Rood	177	20	160	161	150	471	531
<i>Scratch Total</i>			561	<b>605</b>	<b>627</b>	<b>1793</b>	<b>1793</b>
<i>Handicap</i>			151	151	151	453	
<i>Total</i>			712	756	<b>778</b>	<b>1793</b>	2246
<i>Team Points Won</i>			0.0	0.0	1.0	1.0	1.0

**Lane 3 2 - Pin Ups** Week 32 05/07/2017

Name	Old Ave	Old HDCP	-1-	-2-	-3-	Total	HDCP Total
Samantha J. Liebhart	165	31	a155	a155	a155	465	558
Malcolm R. Durand	137	56	103	169	124	396	564
Chris Hansen	167	29	170	170	136	476	563
Beau W. Hansen	178	19	169	173	138	480	537
<i>Scratch Total</i>			597	667	553	1817	1817
<i>Handicap</i>			135	135	135	405	
<i>Total</i>			732	<b>802</b>	688	1817	2222
<i>Team Points Won</i>			0.0	1.0	0.0	1.0	1.0

**Lane 4 6 - Galen's Pro Shop** Week 32 05/07/2017

Name	Old Ave	Old HDCP	-1-	-2-	-3-	Total	HDCP Total
Sarah G. Halkyard	195	4	157	224	190	571	583
Lynn M. Watson	108	82	116	111	114	341	587
Galen Keas	189	9	179	147	202	528	555
Dustin W. Graham	216	0	258	201	243	702	702
<i>Scratch Total</i>			<b>710</b>	<b>683</b>	<b>749</b>	<b>2142</b>	<b>2142</b>
<i>Handicap</i>			95	95	95	285	
<i>Total</i>			<b>805</b>	778	<b>844</b>	<b>2142</b>	<b>2427</b>
<i>Team Points Won</i>			1.0	0.0	1.0	3.0	3.0

**Lane 5 5 - Pin Seekers** Week 32 05/07/2017

Name	Old Ave	Old HDCP	-1-	-2-	-3-	Total	HDCP Total
Chris M. Stockton	139	54	125	107	125	357	519
Shannon L. Mitchell	136	57	150	120	164	434	605
JJ Srack	182	16	169	158	132	459	507
Nick J. Stockton	156	39	148	182	173	503	620
<i>Scratch Total</i>			592	567	594	1753	1753
<i>Handicap</i>			166	166	166	498	
<i>Total</i>			758	733	760	1753	2251
<i>Team Points Won</i>			0.0	0.0	0.0	0.0	0.0

**Lane 6 3 - Welknowns** Week 32 05/07/2017

Name	Old Ave	Old HDCP	-1-	-2-	-3-	Total	HDCP Total
Marg Little	142	52	99	135	146	380	536
Gary P. Little	178	19	191	192	191	574	631
Christie S. Weinberg	122	70	133	118	151	402	612
Terry J. Weinberg	158	37	184	155	144	483	594
<i>Scratch Total</i>			<b>607</b>	<b>600</b>	<b>632</b>	<b>1839</b>	<b>1839</b>
<i>Handicap</i>			178	178	178	534	
<i>Total</i>			<b>785</b>	<b>778</b>	<b>810</b>	<b>1839</b>	<b>2373</b>
<i>Team Points Won</i>			1.0	1.0	1.0	4.0	4.0

**Lane 7 14 - Cruizers** Week 32 05/07/2017

Name	Old Ave	Old HDCP	-1-	-2-	-3-	Total	HDCP Total
Trish R. Hancock	126	66	107	138	148	393	591
Shelli Krotz	141	53	110	137	135	382	541
Rich Hancock	161	35	213	131	227	571	676
Johnny Krotz	182	16	222	168	203	593	641
<i>Scratch Total</i>			<b>652</b>	574	<b>713</b>	<b>1939</b>	<b>1939</b>
<i>Handicap</i>			170	170	170	510	
<i>Total</i>			<b>822</b>	744	<b>883</b>	<b>1939</b>	<b>2449</b>
<i>Team Points Won</i>			1.0	0.0	1.0	3.0	3.0

**Lane 8 1 - Angry Bowlers** Week 32 05/07/2017

Name	Old Ave	Old HDCP	-1-	-2-	-3-	Total	HDCP Total
Edie Timko	123	69	130	166	145	441	648
Dee I. Durand	121	71	143	152	121	416	629
Calvin L. Durand	183	15	166	172	180	518	563
Randy L. Durand	196	3	167	132	181	480	489
<i>Scratch Total</i>			606	<b>622</b>	627	1855	1855
<i>Handicap</i>			158	158	158	474	
<i>Total</i>			764	<b>780</b>	785	1855	2329
<i>Team Points Won</i>			0.0	1.0	0.0	1.0	1.0

**Lane 9 8 - Something Wong** Week 32 05/07/2017

Name	Old Ave	Old HDCP	-1-	-2-	-3-	Total	HDCP Total
No one bowled							

**Lane 10 11 - We're Not Dead Yet** Week 32 05/07/2017

Name	Old Ave	Old HDCP	-1-	-2-	-3-	Total	HDCP Total
Tammy R. Koupal	99	90	a89	a89	a89	267	537
Jen Kidd	120	72	128	115	116	359	575
Keith D. Koupal	127	65	144	149	134	427	622
Nick Kidd	198	1	209	168	186	563	566
<i>Scratch Total</i>			<b>570</b>	<b>521</b>	<b>525</b>	<b>1616</b>	<b>1616</b>
<i>Handicap</i>			228	228	228	684	
<i>Total</i>			<b>798</b>	<b>749</b>	<b>753</b>	<b>1616</b>	<b>2300</b>
<i>Team Points Won</i>			1.0	1.0	1.0	4.0	4.0

Lane 11 4 - Troublemakers Week 32 05/07/2017

Name	Old Ave	Old HDCP	-1-	-2-	-3-	Total	HDCP Total
Tracey Gowen	145	49	132	182	152	466	613
Jason J. Gowen	136	57	142	121	119	382	553
Tina M. Brandt	141	53	159	96	111	366	525
CJ Brandt	184	14	187	210	116	513	555
<i>Scratch Total</i>			620	609	498	1727	1727
<i>Handicap</i>			173	173	173		519
<i>Total</i>			793	782	671	1727	2246
<i>Team Points Won</i>			1.0	1.0	0.0	2.0	2.0

Lane 13 13 - We Attempt Week 32 05/07/2017

Name	Old Ave	Old HDCP	-1-	-2-	-3-	Total	HDCP Total
Ashley K. Hancock	135	58	156	140	144	440	614
Dani Krotz	157	38	148	161	211	520	634
Richard M. Serr	162	34	162	156	182	500	602
Larry L. Lambrecht	177	20	180	167	181	528	588
<i>Scratch Total</i>			646	624	718	1988	1988
<i>Handicap</i>			150	150	150		450
<i>Total</i>			796	774	868	1988	2438
<i>Team Points Won</i>			1.0	1.0	1.0	4.0	4.0

Lane 12 10 - Spare Me Week 32 05/07/2017

Name	Old Ave	Old HDCP	-1-	-2-	-3-	Total	HDCP Total
Richelle L. Verbeck	126	66	117	148	114	379	577
Karen L. Lopez	148	46	a138	a138	156	432	570
Tyler J. Krotz (Right Ha	58	127	65	44	66	175	556
Rich Lopez	170	27	183	138	203	524	605
<i>Scratch Total</i>			503	468	539	1510	1510
<i>Handicap</i>			266	266	266		798
<i>Total</i>			769	734	805	1510	2308
<i>Team Points Won</i>			0.0	0.0	1.0	2.0	2.0

Lane 14 7 - Strike Zone Week 32 05/07/2017

Name	Old Ave	Old HDCP	-1-	-2-	-3-	Total	HDCP Total
Alyssa R. Jennings	128	64	156	111	154	421	613
David J. Reed	112	79	131	107	155	393	630
Regan F. Jennings	111	80	a101	a101	a101	303	543
Zak Jennings	136	57	113	113	116	342	513
<i>Scratch Total</i>			501	432	526	1459	1459
<i>Handicap</i>			280	280	280		840
<i>Total</i>			781	712	806	1459	2299
<i>Team Points Won</i>			0.0	0.0	0.0	0.0	0.0



Sunday 6:30 pm

**Big Apple Fun Center**

Lanes 1 - 14

\* Bowlers listed must have a minimum of 1 games.

Note: This report includes information through May 7 which is Week 32 of 32

<b>Change in Average</b>											
Name	-----Old-----		Old					---Average Change---			Weekly Over Ave
	Pins	Games	Ave	-1-	-2-	-3-	Total	New	Old	---> +/-	Series Ave +/-
John M. Allison	13423	93	144	121	134	113	368	143.66	- 144.33	= -0.68	368 - 432=-64
Tennille Allison	14320	93	153	130	142	193	465	154.01	- 153.98	= 0.03	465 - 459=6
Dave Ash	2770	15	184				0	184.67	- 184.67	= 0.00	
Jeff Ash	4153	27	153				0	153.81	- 153.81	= 0.00	
Nathan Banks	13190	78	169				0	169.10	- 169.10	= 0.00	
Scott A. Blaschko	3363	27	124				0	124.56	- 124.56	= 0.00	
Shannon L. Blaschko	2202	18	122				0	122.33	- 122.33	= 0.00	
CJ Brandt	13316	72	184	187	210	116	513	184.39	- 184.94	= -0.56	513 - 552=-39
Tina M. Brandt	11431	81	141	159	96	111	366	140.44	- 141.12	= -0.68	366 - 423=-57
Matt L. Discerni	592	3	197				0	197.33	- 197.33	= 0.00	
Calvin L. Durand	17030	93	183	166	172	180	518	182.79	- 183.12	= -0.33	518 - 549=-31
Dee I. Durand	11253	93	121	143	152	121	416	121.55	- 121.00	= 0.55	416 - 363=53
Malcolm R. Durand	5377	39	137	103	169	124	396	137.45	- 137.87	= -0.42	396 - 411=-15
Randy L. Durand	18266	93	196	167	132	181	480	195.27	- 196.41	= -1.14	480 - 588=-108
Jamie T. Eshleman	418	3	139				0	139.33	- 139.33	= 0.00	
Chris Flodine	10469	78	134				0	134.22	- 134.22	= 0.00	
Frank E. Fuller	10441	54	193				0	193.35	- 193.35	= 0.00	
Mary A. Fuller	7393	54	136				0	136.91	- 136.91	= 0.00	
Cindy Gibbons	13880	93	149				0	149.25	- 149.25	= 0.00	
Jason J. Gowen	11497	84	136	142	121	119	382	136.54	- 136.87	= -0.33	382 - 408=-26
Tracey Gowen	11804	81	145	132	182	152	466	146.07	- 145.73	= 0.34	466 - 435=31
Dustin W. Graham	16878	78	216	258	201	243	702	217.04	- 216.38	= 0.65	702 - 648=54
Shelley L. Groothuis	11394	77	147				0	147.97	- 147.97	= 0.00	
Kristi Gruhn	4759	37	128				0	128.62	- 128.62	= 0.00	
Ben Halkyard	1866	12	155				0	155.50	- 155.50	= 0.00	
Sarah G. Halkyard	12314	63	195	157	224	190	571	195.23	- 195.46	= -0.23	571 - 585=-14
Ashley K. Hancock	12580	93	135	156	140	144	440	135.63	- 135.27	= 0.36	440 - 405=35
Frances M. Hancock	823	6	137				0	137.17	- 137.17	= 0.00	
Rich Hancock	15054	93	161	213	131	227	571	162.76	- 161.87	= 0.89	571 - 483=88
Trish R. Hancock	11043	87	126	107	138	148	393	127.07	- 126.93	= 0.14	393 - 378=15
Beau W. Hansen	16609	93	178	169	173	138	480	178.01	- 178.59	= -0.58	480 - 534=-54
Chris Hansen	15534	93	167	170	170	136	476	166.77	- 167.03	= -0.26	476 - 501=-25
Angie C. Hauserman	11607	90	128	151	143	101	395	129.05	- 128.97	= 0.09	395 - 384=11
Anthony A. Jenneman	2399	12	199				0	199.92	- 199.92	= 0.00	
Alyssa R. Jennings	11608	90	128	156	111	154	421	129.34	- 128.98	= 0.37	421 - 384=37
James H. Jennings	3466	24	144				0	144.42	- 144.42	= 0.00	
Regan F. Jennings	7682	69	111	a101	a101	a101	303	111.33	- 111.33	= 0.00	
Zak Jennings	10537	77	136	113	113	116	342	135.99	- 136.84	= -0.86	342 - 408=-66
Galen Keas	15336	81	189	179	147	202	528	188.86	- 189.33	= -0.48	528 - 567=-39

Sunday 6:30 pm

**Big Apple Fun Center**

Lanes 1 - 14

\* Bowlers listed must have a minimum of 1 games.

Note: This report includes information through May 7 which is Week 32 of 32

Name	----Old----		Old					---Average Change---			Weekly Over Ave
	Pins	Games	Ave	-1-	-2-	-3-	Total	New	Old	---> +/-	Series Ave +/-
Lois J. Keas	2809	35	80				0	80.26	- 80.26	= 0.00	
Carla S. Kegley-Owen	394	3	131				0	131.33	- 131.33	= 0.00	
Jen Kidd	10130	84	120	128	115	116	359	120.56	- 120.60	= -0.03	359 - 360=-1
Nick Kidd	15321	77	198	209	168	186	563	198.55	- 198.97	= -0.42	563 - 594=-31
Keith D. Koupal	9457	74	127	144	149	134	427	128.36	- 127.80	= 0.57	427 - 381=46
Tammy R. Koupal	7668	77	99	a89	a89	a89	267	99.58	- 99.58	= 0.00	
Tyler J. Krotz (left han	2244	39	57				0	57.54	- 57.54	= 0.00	
Tyler J. Krotz (Right Ha	3177	54	58	65	44	66	175	58.81	- 58.83	= -0.03	175 - 174=1
Dani Krotz	14621	93	157	148	161	211	520	157.72	- 157.22	= 0.50	520 - 471=49
Johnny Krotz	16988	93	182	222	168	203	593	183.14	- 182.67	= 0.47	593 - 546=47
Shelli Krotz	12765	90	141	110	137	135	382	141.37	- 141.83	= -0.47	382 - 423=-41
Larry L. Lambrecht	15973	90	177	180	167	181	528	177.43	- 177.48	= -0.05	528 - 531=-3
Samantha J. Liebhart	7442	45	165	a155	a155	a155	465	165.38	- 165.38	= 0.00	
Michelle L. Limbach	2494	12	207				0	207.83	- 207.83	= 0.00	
Gary P. Little	8569	48	178	191	192	191	574	179.27	- 178.52	= 0.75	574 - 534=40
Marg Little	6830	48	142	99	135	146	380	141.37	- 142.29	= -0.92	380 - 426=-46
Chris Lopez	1274	9	141				0	141.56	- 141.56	= 0.00	
Karen L. Lopez	13079	88	148	a138	a138	156	432	148.71	- 148.63	= 0.08	
Rich Lopez	12310	72	170	183	138	203	524	171.12	- 170.97	= 0.15	524 - 510=14
Rick E. Maier	3367	21	160				0	160.33	- 160.33	= 0.00	
Mikki S. Mitchell	268	3bk108					0	89.33	- 89.33	= 0.00	
Shannon L. Mitchell	11095	81	136	150	120	164	434	137.25	- 136.98	= 0.27	434 - 408=26
Kelley L. Moes	10211	57	179				0	179.14	- 179.14	= 0.00	
Allie E. Moore	14681	93	157	179	202	169	550	158.66	- 157.86	= 0.80	550 - 471=79
Kenny Owen	3270	18	181				0	181.67	- 181.67	= 0.00	
David J. Reed	8809	78	112	131	107	155	393	113.60	- 112.94	= 0.67	393 - 336=57
Amanda L. Rood	14531	93	156	150	168	171	489	156.46	- 156.25	= 0.21	489 - 468=21
Jon D. Rood	16523	93	177	160	161	150	471	177.02	- 177.67	= -0.65	471 - 531=-60
Ronda R. Schomburg	4883	39	125				0	125.21	- 125.21	= 0.00	
Craig A. Schutt	2881	21	137	152	148	162	462	139.29	- 137.19	= 2.10	462 - 411=51
Richard M. Serr	15073	93	162	162	156	182	500	162.22	- 162.08	= 0.14	500 - 486=14
Carrie Sigrist	353	3	117				0	117.67	- 117.67	= 0.00	
Steve Sigrist	410	3	136				0	136.67	- 136.67	= 0.00	
Walt Smith	8992	51	176				0	176.31	- 176.31	= 0.00	
Jeff D. Snodgrass	10426	87	119	110	109	96	315	119.34	- 119.84	= -0.49	315 - 357=-42
Stevie R. Spiegel	303	3	101				0	101.00	- 101.00	= 0.00	
Christina D. Srack	358	3	119				0	119.33	- 119.33	= 0.00	
JJ Srack	16401	90	182	169	158	132	459	181.29	- 182.23	= -0.94	459 - 546=-87
Chris M. Stockton	12996	93	139	125	107	125	357	139.09	- 139.74	= -0.65	357 - 417=-60

Sunday 6:30 pm

**Big Apple Fun Center**

Lanes 1 - 14

\* Bowlers listed must have a minimum of 1 games.

Note: This report includes information through May 7 which is Week 32 of 32

Name	-----Old-----		Old				Total	---Average Change---			Weekly Over Ave
	Pins	Games	Ave	-1-	-2-	-3-		New - Old ---> +/-	Series Ave +/-		
Nick J. Stockton	13608	87	156	148	182	173	503	156.79	- 156.41	= 0.38	503 - 468=35
Edie Timko	10369	84	123	130	166	145	441	124.25	- 123.44	= 0.81	441 - 369=72
Richelle L. Verbeck	10633	84	126	117	148	114	379	126.57	- 126.58	= -0.01	379 - 378=1
Lynn M. Watson	7470	69	108	116	111	114	341	108.49	- 108.26	= 0.23	341 - 324=17
Christie S. Weinberg	2580	21	122	133	118	151	402	124.25	- 122.86	= 1.39	402 - 366=36
Terry J. Weinberg	3323	21	158	184	155	144	483	158.58	- 158.24	= 0.35	483 - 474=9
Logan M. Wirth	592	3	197				0	197.33	- 197.33	= 0.00	

Sunday 6:30 pm

**Big Apple Fun Center***\* Bowlers listed must have a minimum of 1 games.***High Average Listing**

<u>Name</u>	<u>True Average</u>	<u>Pins</u>	<u>Gms</u>	<u>To Raise Avg +1</u>	<u>To Drop Avg -1</u>
Dustin W. Graham	217.04	17580	81	732	647
Michelle L. Limbach	207.83	2494	12	626	610
Anthony A. Jenneman	199.92	2399	12	601	585
Nicholas H. Kidd	198.55	15884	80	633	549
Logan M. Wirth	197.33	592	3	596	589
Matt L. Discerni	197.33	592	3	596	589
Randy L. Durand	195.27	18746	96	658	558
Sarah G. Halkyard	195.23	12885	66	639	569
Frank E. Fuller	193.35	10441	54	617	559
Dennis G. Keas	188.86	15864	84	579	491
David M. Ash	184.67	2770	15	560	541
CJ Brandt	184.39	13829	75	601	522
John L. Krotz	183.14	17581	96	635	535
Calvin L. Durand	182.79	17548	96	569	469
Kenneth A. Owen	181.67	3270	18	552	530
Jerry J. Srack	181.29	16860	93	612	515
Gary P. Little	179.27	9143	51	577	522
Kelley L. Moes	179.14	10211	57	589	528
Beau W. Hansen	178.01	17089	96	632	532
Larry L. Lambrecht	177.43	16501	93	587	490
Jon D. Rood	177.02	16994	96	628	528
Walter B. Smith	176.31	8992	51	566	511
Richard L. Lopez	171.12	12834	75	582	503
Nathaniel E. Banks	169.10	13190	78	580	498
Christina A. Hansen	166.77	16010	96	523	423
Samantha J. Liebhart	165.38	7442	45	526	477
Richard D. Hancock	162.76	15625	96	512	412
Richard M. Serr	162.22	15573	96	564	464
Rick E. Maier	160.33	3367	21	497	472
Allie E. Moore	158.66	15231	96	510	410
Terry J. Weinberg	158.58	3806	24	487	459
Danielle R. Krotz	157.72	15141	96	501	401
Nick J. Stockton	156.79	14111	90	490	396
Amanda L. Rood	156.46	15020	96	523	423
Benjamin J. Halkyard	155.50	1866	12	474	458
Tennille Allison	154.01	14785	96	560	460
Jeffery S. Ash	153.81	4153	27	467	436
Cynthia A. Gibbons	149.25	13880	93	520	423
Karen L. Lopez	148.71	13235	89	473	380
Shelley L. Groothuis	147.97	11394	77	446	365
Tracey Gowen	146.07	12270	84	519	431
James H. Jennings	144.42	3466	24	449	421
John M. Allison	143.66	13791	96	465	365
Christopher L. Lopez	141.56	1274	9	430	417
Margaret M. Little	141.37	7210	51	458	403
Michelle R. Krotz	141.37	13147	93	485	388
Tina M. Brandt	140.44	11797	84	470	382
Jamie T. Eshleman	139.33	418	3	422	415
Craig A. Schutt	139.29	3343	24	437	409
Chris M. Stockton	139.09	13353	96	507	407
Malcolm R. Durand	137.45	5773	42	437	391
Shannon L. Mitchell	137.25	11529	84	477	389

Sunday 6:30 pm

**Big Apple Fun Center**

\* Bowlers listed must have a minimum of 1 games.

<u>Name</u>	<u>True Average</u>	<u>Pins</u>	<u>Gms</u>	<u>To Raise Avg +1</u>	<u>To Drop Avg -1</u>
Frances M. Hancock	137.17	823	6	419	409
Mary A. Fuller	136.91	7393	54	416	358
Steve Sigrist	136.67	410	3	412	405
Jason J. Gowen	136.54	11879	87	451	360
Zachary P. Jennings	135.99	10879	80	409	325
Ashley K. Hancock	135.63	13020	96	444	344
Christopher D. Flodine	134.22	10469	78	466	384
Carla S. Kegley-Owen	131.33	394	3	398	391
Alyssa R. Jennings	129.34	12029	93	451	354
Angie C. Hauserman	129.05	12002	93	478	381
Kristina K. Gruhn	128.62	4759	37	401	360
Keith D. Koupal	128.36	9884	77	436	355
Trish R. Hancock	127.07	11436	90	468	374
Richelle L. Verbeck	126.57	11012	87	418	327
Ronda R. Schomburg	125.21	4883	39	409	366
Scott A. Blaschko	124.56	3363	27	387	356
Edith E. Timko	124.25	10810	87	440	349
Christie S. Weinberg	124.25	2982	24	393	365
Shannon L. Blaschko	122.33	2202	18	381	359
Dee I. Durand	121.55	11669	96	409	309
Jennifer K. Kidd	120.56	10489	87	401	310
Jeff D. Snodgrass	119.34	10741	90	419	325
Christina D. Srack	119.33	358	3	362	355
Carrie Sigrist	117.67	353	3	355	348
David J. Reed	113.60	9202	81	374	289
Regan F. Jennings	111.33	7682	69	382	309
Lynn M. Watson	108.49	7811	72	364	288
Stevie R. Spiegel	101.00	303	3	309	302
Tammy R. Koupal	99.58	7668	77	332	251
Mikki S. Mitchell	89.33	268	3	272	265
Lois J. Keas	80.26	2809	35	269	230
Tyler J. Krotz (Right Ha	58.81	3352	57	188	127
Tyler J. Krotz (left han	57.54	2244	39	192	149

Sunday 6:30 pm

**Big Apple Fun Center**

Lanes 1 - 14

\* Bowlers listed must have a minimum of 1 games.

Note: This report includes information through May 7 which is Week 32 of 32

**Most Pins Over Average**

Name	-----Old-----		Old Ave	-1-	-2-	-3-	Total	---Average Change---			Weekly Over Ave Series Ave +/-
	Pins	Games						New	Old	---> +/-	
Rich Hancock	15054	93	161	213	131	227	571	162.76	- 161.87	= 0.89	571 - 483=88
Allie E. Moore	14681	93	157	179	202	169	550	158.66	- 157.86	= 0.80	550 - 471=79
Edie Timko	10369	84	123	130	166	145	441	124.25	- 123.44	= 0.81	441 - 369=72
David J. Reed	8809	78	112	131	107	155	393	113.60	- 112.94	= 0.67	393 - 336=57
Dustin W. Graham	16878	78	216	258	201	243	702	217.04	- 216.38	= 0.65	702 - 648=54
Dee I. Durand	11253	93	121	143	152	121	416	121.55	- 121.00	= 0.55	416 - 363=53
Craig A. Schutt	2881	21	137	152	148	162	462	139.29	- 137.19	= 2.10	462 - 411=51
Dani Krotz	14621	93	157	148	161	211	520	157.72	- 157.22	= 0.50	520 - 471=49
Johnny Krotz	16988	93	182	222	168	203	593	183.14	- 182.67	= 0.47	593 - 546=47
Keith D. Koupal	9457	74	127	144	149	134	427	128.36	- 127.80	= 0.57	427 - 381=46
Gary P. Little	8569	48	178	191	192	191	574	179.27	- 178.52	= 0.75	574 - 534=40
Alyssa R. Jennings	11608	90	128	156	111	154	421	129.34	- 128.98	= 0.37	421 - 384=37
Christie S. Weinberg	2580	21	122	133	118	151	402	124.25	- 122.86	= 1.39	402 - 366=36
Nick J. Stockton	13608	87	156	148	182	173	503	156.79	- 156.41	= 0.38	503 - 468=35
Ashley K. Hancock	12580	93	135	156	140	144	440	135.63	- 135.27	= 0.36	440 - 405=35
Tracey Gowen	11804	81	145	132	182	152	466	146.07	- 145.73	= 0.34	466 - 435=31
Shannon L. Mitchell	11095	81	136	150	120	164	434	137.25	- 136.98	= 0.27	434 - 408=26
Amanda L. Rood	14531	93	156	150	168	171	489	156.46	- 156.25	= 0.21	489 - 468=21
Lynn M. Watson	7470	69	108	116	111	114	341	108.49	- 108.26	= 0.23	341 - 324=17
Trish R. Hancock	11043	87	126	107	138	148	393	127.07	- 126.93	= 0.14	393 - 378=15
Richard M. Serr	15073	93	162	162	156	182	500	162.22	- 162.08	= 0.14	500 - 486=14
Rich Lopez	12310	72	170	183	138	203	524	171.12	- 170.97	= 0.15	524 - 510=14
Angie C. Hauserman	11607	90	128	151	143	101	395	129.05	- 128.97	= 0.09	395 - 384=11
Terry J. Weinberg	3323	21	158	184	155	144	483	158.58	- 158.24	= 0.35	483 - 474=9
Tennille Allison	14320	93	153	130	142	193	465	154.01	- 153.98	= 0.03	465 - 459=6
Tyler J. Krotz (Right Ha	3177	54	58	65	44	66	175	58.81	- 58.83	= -0.03	175 - 174=1
Richelle L. Verbeck	10633	84	126	117	148	114	379	126.57	- 126.58	= -0.01	379 - 378=1
Jen Kidd	10130	84	120	128	115	116	359	120.56	- 120.60	= -0.03	359 - 360=-1
Larry L. Lambrecht	15973	90	177	180	167	181	528	177.43	- 177.48	= -0.05	528 - 531=-3
Sarah G. Halkyard	12314	63	195	157	224	190	571	195.23	- 195.46	= -0.23	571 - 585=-14
Malcolm R. Durand	5377	39	137	103	169	124	396	137.45	- 137.87	= -0.42	396 - 411=-15
Chris Hansen	15534	93	167	170	170	136	476	166.77	- 167.03	= -0.26	476 - 501=-25
Jason J. Gowen	11497	84	136	142	121	119	382	136.54	- 136.87	= -0.33	382 - 408=-26
Calvin L. Durand	17030	93	183	166	172	180	518	182.79	- 183.12	= -0.33	518 - 549=-31
Nick Kidd	15321	77	198	209	168	186	563	198.55	- 198.97	= -0.42	563 - 594=-31
Galen Keas	15336	81	189	179	147	202	528	188.86	- 189.33	= -0.48	528 - 567=-39
CJ Brandt	13316	72	184	187	210	116	513	184.39	- 184.94	= -0.56	513 - 552=-39
Shelli Krotz	12765	90	141	110	137	135	382	141.37	- 141.83	= -0.47	382 - 423=-41
Jeff D. Snodgrass	10426	87	119	110	109	96	315	119.34	- 119.84	= -0.49	315 - 357=-42

Sunday 6:30 pm

**Big Apple Fun Center**

Lanes 1 - 14

\* Bowlers listed must have a minimum of 1 games.

Note: This report includes information through May 7 which is Week 32 of 32

Name	----Old----		Old					---Average Change---			Weekly Over Ave
	Pins	Games	Ave	-1-	-2-	-3-	Total	New	Old	---> +/-	Series Ave +/-
Marg Little	6830	48	142	99	135	146	380	141.37	- 142.29	= -0.92	380 - 426=-46
Beau W. Hansen	16609	93	178	169	173	138	480	178.01	- 178.59	= -0.58	480 - 534=-54
Tina M. Brandt	11431	81	141	159	96	111	366	140.44	- 141.12	= -0.68	366 - 423=-57
Chris M. Stockton	12996	93	139	125	107	125	357	139.09	- 139.74	= -0.65	357 - 417=-60
Jon D. Rood	16523	93	177	160	161	150	471	177.02	- 177.67	= -0.65	471 - 531=-60
John M. Allison	13423	93	144	121	134	113	368	143.66	- 144.33	= -0.68	368 - 432=-64
Zak Jennings	10537	77	136	113	113	116	342	135.99	- 136.84	= -0.86	342 - 408=-66
JJ Srack	16401	90	182	169	158	132	459	181.29	- 182.23	= -0.94	459 - 546=-87
Randy L. Durand	18266	93	196	167	132	181	480	195.27	- 196.41	= -1.14	480 - 588=-108
Dave Ash	2770	15	184				0	184.67	- 184.67	= 0.00	
Jamie T. Eshleman	418	3	139				0	139.33	- 139.33	= 0.00	
Rick E. Maier	3367	21	160				0	160.33	- 160.33	= 0.00	
Shelley L. Groothuis	11394	77	147				0	147.97	- 147.97	= 0.00	
Chris Lopez	1274	9	141				0	141.56	- 141.56	= 0.00	
Ben Halkyard	1866	12	155				0	155.50	- 155.50	= 0.00	
Michelle L. Limbach	2494	12	207				0	207.83	- 207.83	= 0.00	
Samantha J. Liebhart	7442	45	165	a155	a155	a155	465	165.38	- 165.38	= 0.00	
Mikki S. Mitchell	268	3	108				0	89.33	- 89.33	= 0.00	
Kenny Owen	3270	18	181				0	181.67	- 181.67	= 0.00	
Carla S. Kegley-Owen	394	3	131				0	131.33	- 131.33	= 0.00	
Carrie Sigrist	353	3	117				0	117.67	- 117.67	= 0.00	
Steve Sigrist	410	3	136				0	136.67	- 136.67	= 0.00	
Logan M. Wirth	592	3	197				0	197.33	- 197.33	= 0.00	
Tyler J. Krotz (left han	2244	39	57				0	57.54	- 57.54	= 0.00	
Stevie R. Spiegel	303	3	101				0	101.00	- 101.00	= 0.00	
Lois J. Keas	2809	35	80				0	80.26	- 80.26	= 0.00	
Christina D. Srack	358	3	119				0	119.33	- 119.33	= 0.00	
Frances M. Hancock	823	6	137				0	137.17	- 137.17	= 0.00	
Anthony A. Jenneman	2399	12	199				0	199.92	- 199.92	= 0.00	
Kelley L. Moes	10211	57	179				0	179.14	- 179.14	= 0.00	
Matt L. Discerni	592	3	197				0	197.33	- 197.33	= 0.00	
Ronda R. Schomburg	4883	39	125				0	125.21	- 125.21	= 0.00	
Karen L. Lopez	13079	88	148	a138	a138	156	432	148.71	- 148.63	= 0.08	
Cindy Gibbons	13880	93	149				0	149.25	- 149.25	= 0.00	
Chris Flodine	10469	78	134				0	134.22	- 134.22	= 0.00	
Kristi Gruhn	4759	37	128				0	128.62	- 128.62	= 0.00	
Tammy R. Koupal	7668	77	99	a89	a89	a89	267	99.58	- 99.58	= 0.00	
Mary A. Fuller	7393	54	136				0	136.91	- 136.91	= 0.00	
Frank E. Fuller	10441	54	193				0	193.35	- 193.35	= 0.00	

Sunday 6:30 pm

**Big Apple Fun Center**

Lanes 1 - 14

\* Bowlers listed must have a minimum of 1 games.

Note: This report includes information through May 7 which is Week 32 of 32

Name	-----Old-----		Old				Total	---Average Change---			Weekly Over Ave Series Ave +/-	
	Pins	Games	Ave	-1-	-2-	-3-		New - Old	--->	+/-		
Regan F. Jennings	7682	69	111	a101	a101	a101	303	111.33	-	111.33	=	0.00
James H. Jennings	3466	24	144				0	144.42	-	144.42	=	0.00
Nathan Banks	13190	78	169				0	169.10	-	169.10	=	0.00
Shannon L. Blaschko	2202	18	122				0	122.33	-	122.33	=	0.00
Scott A. Blaschko	3363	27	124				0	124.56	-	124.56	=	0.00
Walt Smith	8992	51	176				0	176.31	-	176.31	=	0.00
Jeff Ash	4153	27	153				0	153.81	-	153.81	=	0.00



# Town & Country 2016-17

## Big Apple Fun Center

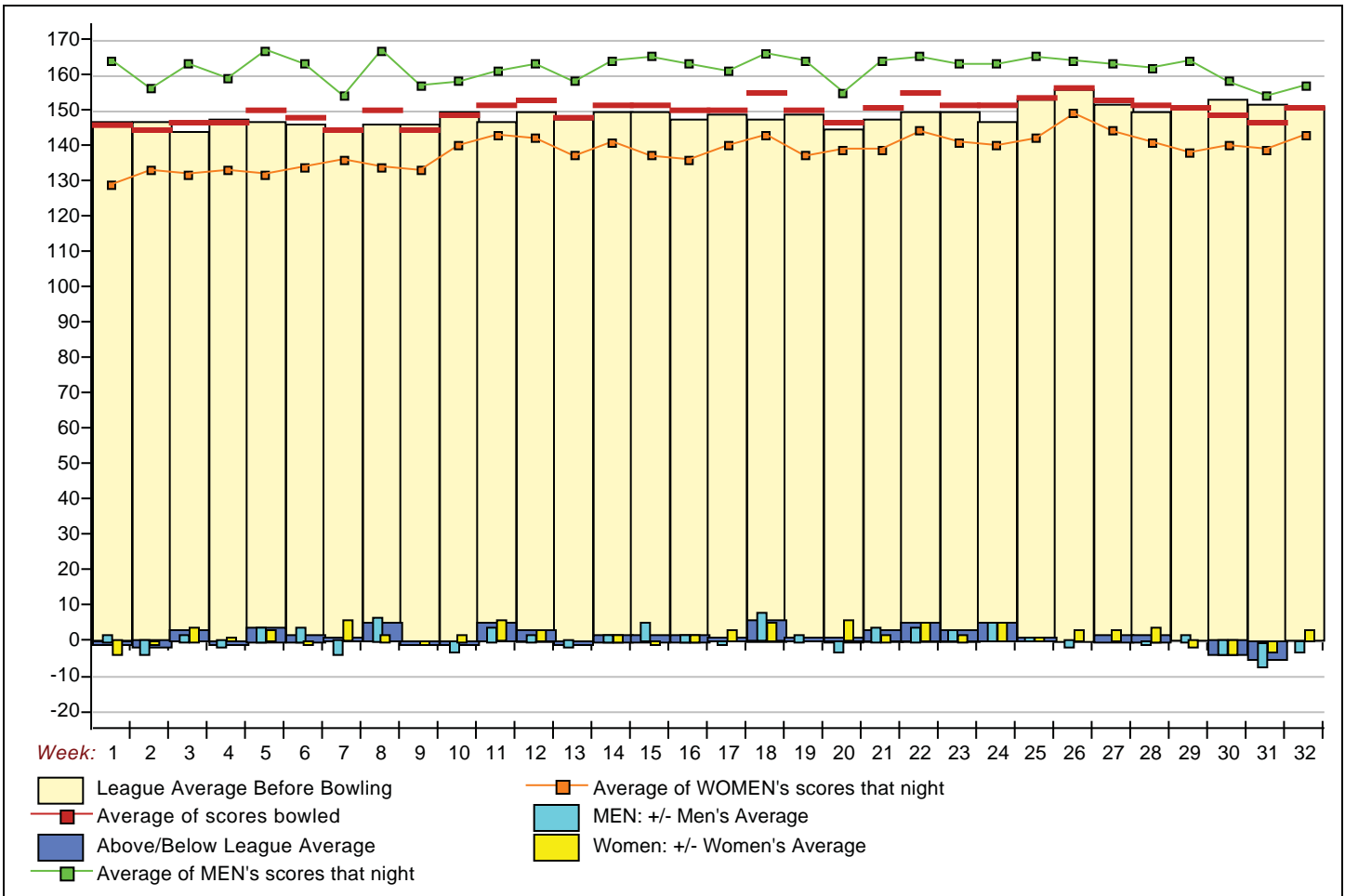
This report is for scores bowled May 7 which is Week 32 of 32

### This Week's Statistics

	<u>Over All</u>	<u>Men</u>	<u>Women</u>
How many people bowled	49	26	23
Number of games bowled	145	78	67
Actual average of week's scores	150.68	157.05	143.27
How many games above average	72	33	39
How many games below average	71	44	27
Pins above/below average per game	0.30	-2.68	3.78
How many people raised average by this amount	26 0.51	11 0.65	15 0.41
How many people went down by this amount	23 -0.49	15 -0.53	8 -0.41
League average before bowling	150.93	160.32	140.30
League average after bowling	150.97	160.29	140.43
Change in league average	0.04	-0.03	0.13
800s	--	--	--
775s	--	--	--
750s	--	--	--
725s	--	--	--
700s	1	1	--
675s	--	--	--
650s	--	--	--
625s	--	--	--
600s	--	--	--
575s	1	1	--
550s	5	3	2
525s	2	2	--
500s	6	5	1
475s	5	3	2
450s	5	3	2
425s	5	1	4
400s	3	--	3
below 400	16	7	9
300s	--	--	--
275s	--	--	--
250s	1	1	--
225s	2	2	--
200s	11	8	3
175s	18	14	4
150s	41	21	20
125s	37	15	22
100s	29	13	16
below 100	6	4	2

This report is for scores bowled May 7 which is Week 32 of 32

League Average Week-by-Week



League Average Statistics for Last Week

	League	Men (Lft+Rt)	Women (Lft+Rt)
League Average Before Bowling	150.93	160.32	140.30
Average of scores bowled that night	150.68	157.05	143.27
New League Average After Bowling	150.97	160.29	140.43
Change in League Average	.04	-.03	.13
People Who Bowled Over Average	26	11	15
People Who Bowled Under Average	23	15	8
Average Amount of Series Over Avg	47.19	41.36	51.47
Average Amount of Series Under Avg	-39.43	-44.27	-30.38
Difference Avg, NiteAvg	.30	-2.68	3.78
Number of Bowlers	49	26	23
Number of Games Bowled	145	78	67
People Who Raised Their Average	26	11	15
Raised By an Average of This Amount	.51	.65	.41
People Who Lowered Their Average	23	15	8
Lowered By an Average of This Amou	-.49	-.53	-.41
Number of Games Bowled Over Avera	72	33	39
Number of Games Bowled Under Avera	71	44	27

Note: Averages are based only on people who bowled.

Sunday 6:30 pm

**Big Apple Fun Center**

Lanes 1 - 14

*If you have questions, please contact*

Ivan Stones 4406 PONY EXPRESS RD, KEARNEY, NE 68847-2564  
 Send E-mail to: stonivad@charter.net

*Note: This report includes information through May 7 which is Week 32 of 32*

**Awards Earned This Week**

<u>Name</u>	<u>ID Number</u>	<u>Award Average</u>	<u>Award Games</u>	<u>G1</u>	<u>G2</u>	<u>G3</u>	<u>Series</u>	<u>Award Score</u>	<u>Award Received</u>
Dustin W. Graham	1494-2616	216	78	258	201	243	702	702	700 Series (Local Assoc. Awards)

### Team Standings

Place	Team Name	Points	Points
		Won	Lost
1	Pin Warriors	45	19
2	Teachers & Creepers	39	25
3	Galen's Pro Shop	38	26
4	Pin Ups	38	26
5	Welknowns	37	27
6	Cruizers	35	29
7	Pin Seekers	34	30
8	We're Not Dead Yet	32	32
9	Angry Bowlers	29½	34½
10	Something Wong	28	36
11	We Attempt	27	37
12	Troublemakers	27	37
13	Spare Me	26½	37½
14	Strike Zone	12	52

### Last Week's Top Scores

	<u>Scratch Game</u>	<u>Scratch Series</u>	<u>Handicap Game</u>	<u>Handicap Series</u>
<b>Men</b>	258 Dustin Graham	702 Dustin Graham	262 Rich Hancock	702 Dustin Graham
	227 Rich Hancock	593 Johnny Krotz	258 Dustin Graham	676 Rich Hancock
	222 Johnny Krotz	574 Gary Little	238 Johnny Krotz	641 Johnny Krotz
	210 CJ Brandt	571 Rich Hancock	234 David Reed	631 Gary Little
	209 Nick Kidd	563 Nick Kidd	230 Rich Lopez	630 David Reed
	203 Rich Lopez	528 Galen Keas	225 Malcolm Durand	630 Craig Schutt
	202 Galen Keas	528 Larry Lambrecht	224 CJ Brandt	622 Keith Koupal
	192 Gary Little	524 Rich Lopez	221 Terry Weinberg	620 Nick Stockton
	184 Terry Weinberg	518 Calvin Durand	221 Nick Stockton	605 Rich Lopez
	182 Richard Serr	513 CJ Brandt	218 Craig Schutt	602 Richard Serr
	182 Nick Stockton			
<b>Women</b>	224 Sarah Halkyard	571 Sarah Halkyard	249 Dani Krotz	664 Allie Moore
	211 Dani Krotz	550 Allie Moore	240 Allie Moore	648 Edie Timko
	202 Allie Moore	520 Dani Krotz	235 Edie Timko	634 Dani Krotz
	193 Tennille Allison	489 Amanda Rood	235 Tennille Allison	629 Dee Durand
	182 Tracey Gowen	476 Chris Hansen	231 Tracey Gowen	614 Ashley Hancock
	171 Amanda Rood	466 Tracey Gowen	228 Sarah Halkyard	613 Tracey Gowen
	170 Chris Hansen	465 Tennille Allison	223 Dee Durand	613 Alyssa Jennings
	166 Edie Timko	441 Edie Timko	221 Christie Weinberg	612 Christie Weinberg
	164 Shannon Mitchell	440 Ashley Hancock	221 Shannon Mitchell	606 Amanda Rood
	159 Tina Brandt	434 Shannon Mitchell	220 Alyssa Jennings	605 Shannon Mitchell

# Roll OFF

## LEAGUE Town & Country BOWLING LEAGUE RECORD

DATE May 8<sup>th</sup> 2017

TEAM <u>Pin warriors</u>								TEAM <u>Angry Bowlers</u>							
LANE								LANE							
HDCP	BOWLER'S NAMES	AVG.	GAME 1	GAME 2	GAME 3	GAME 4	TOTAL	HDCP	BOWLER'S NAMES	AVG.	GAME 1	GAME 2	GAME 3	GAME 4	TOTAL
04	Angie H	128	114	119	137	370	562	69	Edie T	123	152	123	102	377	584
72	Jeff S	119	139	135	114	388	604	71	Dee D	121	146	115	137	398	611
38	Allie M	157	160	151	175	486	603	15	Calvin D	183	245	197	187	629	674
56	Craig S	137	121	142	150	413	581	3	Randy D	116	184	167	248	599	658
← TOTAL HDCP. SUB-TOTAL →			534	547	576		1157	← TOTAL HDCP. SUB-TOTAL →			727	602	674		2003
WON	1	HANDICAP →	230	230	230	230		WON	3	HANDICAP →	158	158	158	158	
LOST	3	TOTAL INCLUDING HANDICAP	764	777	806		2347	LOST	1	TOTAL INCLUDING HANDICAP	885	760	832		2477
OPPOSING TEAM CAPTAIN <u>Randy D</u> <input type="checkbox"/> <input checked="" type="checkbox"/> <input type="checkbox"/> <input type="checkbox"/> <input type="checkbox"/>								OPPOSING TEAM CAPTAIN <u>Allie M</u> <input checked="" type="checkbox"/> <input type="checkbox"/> <input checked="" type="checkbox"/> <input type="checkbox"/> <input checked="" type="checkbox"/>							
INDICATE GAME OR TOTAL PINS WON BY X IN SQUARE								INDICATE GAME OR TOTAL PINS WON BY X IN SQUARE							

SECRETARY'S COPY

# Town & Country 2016-17

Sunday 6:30 pm

## Big Apple Fun Center

Lanes 19 - 32

President: Johnny Krotz (308)440-9799 Vice President: Rich Lopez (308)293-3289  
 Secretary/Treasurer: Chris Hansen (308)760-0692

### Team Standings

Place	#	Team Name	Points Won	Points Lost	%Won	Pins + HDCP	Scratch Pins	Ave p/gm	Year-To-Date WON	Y-T-D LOST	Y-T-D % WON
1	1	Angry Bowlers	3	1	75.0	77742	61713	623	71½	60½	54.2
2	9	Pin Warriors	1	3	25.0	77801	56570	571	74	58	56.1

### Review of Last Week's Bowling.....

Lanes	Team Name	HDCP -1-	HDCP -2-	HDCP -3-	HDCP Total	Last Wk WON	Team Name	HDCP -1-	HDCP -2-	HDCP -3-	HDCP Total	Last Wk WON
19-20	Pin Warriors	760	773	802	2335	1	Angry Bowlers	886	761	833	2480	3

### Thanks for bowling! We hope you had a good time. See you next season!

### Last Week's Top Scores

	Team Scratch Game	Team Scratch Series	Team Handicap Game	Team Handicap Series
	727 Angry Bowlers	2003 Angry Bowlers	886 Angry Bowlers	2480 Angry Bowlers
	576 Pin Warriors	1657 Pin Warriors	802 Pin Warriors	2335 Pin Warriors
Men	Scratch Game	Scratch Series	Handicap Game	Handicap Series
	248 Randy Durand	629 Calvin Durand	261 Calvin Durand	677 Calvin Durand
	245 Calvin Durand	599 Randy Durand	252 Randy Durand	611 Randy Durand
	150 Craig Schutt	413 Craig Schutt	211 Jeff Snodgrass	604 Jeff Snodgrass
	139 Jeff Snodgrass	388 Jeff Snodgrass	204 Craig Schutt	575 Craig Schutt
Women				
	175 Allie Moore	486 Allie Moore	220 Edie Timko	611 Dee Durand
	152 Edie Timko	398 Dee Durand	217 Dee Durand	597 Allie Moore
	146 Dee Durand	377 Edie Timko	212 Allie Moore	581 Edie Timko
	137 Angie Hauserman	370 Angie Hauserman	200 Angie Hauserman	559 Angie Hauserman

### Season High Scores

Team Scratch Game	Team Scratch Series	Team Handicap Game	Team Handicap Series
855 Galen's Pro Shop	2452 Galen's Pro Shop	949 Welknowns	2638 Welknowns
786 We Attempt	2130 Pin Ups	933 Pin Seekers	2635 Pin Ups
766 Something Wong	2126 Teachers & Creepers	932 We Attempt	2633 Galen's Pro Shop
760 Angry Bowlers	2101 Angry Bowlers	926 Something Wong	2585 Teachers & Creepe
754 Cruizers	2082 We Attempt	923 Galen's Pro Shop	2584 Angry Bowlers
753 Pin Ups	2059 Something Wong	922 Cruizers	2559 We Attempt
752 Teachers & Creepers	2052 Welknowns	921 Angry Bowlers	2549 Pin Seekers
751 Pin Seekers	2005 Cruizers	908 Teachers & Creepers	2539 Something Wong
740 Welknowns	1988 We're Not Dead Yet	907 Pin Ups	2531 Troublemakers
711 Troublemakers	1966 Pin Seekers	902 Troublemakers	2524 Strike Zone
709 We're Not Dead Yet	1958 Troublemakers	875 Spare Me	2509 Cruizers
655 Pin Warriors	1862 Pin Warriors	867 We're Not Dead Yet	2486 Pin Warriors
591 Strike Zone	1711 Strike Zone	866 Strike Zone	2475 Spare Me
579 Spare Me	1596 Spare Me	862 Pin Warriors	2460 We're Not Dead Yet

**Season High Scores - Continued**

	<u>Scratch Game</u>	<u>Scratch Series</u>	<u>Handicap Game</u>	<u>Handicap Series</u>
<b>Men</b>	299 Randy Durand 279 Nick Kidd 268 Dustin Graham 267 CJ Brandt 259 JJ Srack 259 Calvin Durand 256 Galen Keas 255 Johnny Krotz 246 Anthony Jenneman 246 Frank Fuller	745 Nick Kidd 727 Dustin Graham 690 CJ Brandt 684 Galen Keas 678 Beau Hansen 678 Johnny Krotz 670 Anthony Jenneman 670 Randy Durand 667 Calvin Durand 656 Larry Lambrecht	304 Randy Durand 282 CJ Brandt 281 JJ Srack 281 Nick Kidd 277 Calvin Durand 277 Walt Smith 271 John Allison 270 Johnny Krotz 269 Rich Lopez 268 Dustin Graham	754 Nick Kidd 749 Larry Lambrecht 741 Beau Hansen 735 CJ Brandt 729 Johnny Krotz 727 Dustin Graham 724 Calvin Durand 719 Nick Stockton 706 John Allison 706 Jon Rood
<b>Women</b>	257 Sarah Halkyard 247 Chris Hansen 245 Michelle Limbach 238 Samantha Liebhart 233 Dani Krotz 223 Allie Moore 216 Tennille Allison 212 Amanda Rood 210 Shelli Krotz 204 Cindy Gibbons	726 Michelle Limbach 684 Sarah Halkyard 624 Samantha Liebhart 591 Chris Hansen 590 Dani Krotz 562 Amanda Rood 561 Allie Moore 539 Tracey Gowen 533 Tennille Allison 519 Shelley Groothuis	284 Chris Hansen 272 Dani Krotz 270 Samantha Liebhart 268 Shelli Krotz 264 Christie Weinberg 264 Allie Moore 263 Sarah Halkyard 262 Kristi Gruhn 260 Tennille Allison 256 Shelley Groothuis 256 Amanda Rood	753 Samantha Liebhart 726 Michelle Limbach 715 Christie Weinberg 707 Dani Krotz 701 Amanda Rood 691 Ashley Hancock 688 Chris Hansen 684 Allie Moore 684 Karen Lopez 684 Sarah Halkyard

**Team Rosters**

**1 - Angry Bowlers Ave=623**

<u>Name</u>	<u>Ave</u>	<u>HDCP</u>	<u>Pins</u>	<u>Gms</u>	<u>High Game</u>	<u>High Sers</u>	<u>HDCP Game</u>	<u>HDCP Sers</u>	<u>Most Improved Ave +/-</u>	<u>To Raise Avg +1</u>	<u>To Drop Avg -1</u>	<u>Weekly Over Av Series Ave +/-</u>
Edie Timko	124	68	11187	90	166	441	235	648	116 +8.30	438	344	377 - 372=5
Dee Durand	121	71	12067	99	156	416	228	632	120 +1.89	377	274	398 - 363=35
Calvin Durand	183	15	18177	99	259	667	277	724	173 +10.61	591	488	629 - 546=83
Randy Durand	195	4	19345	99	299	670	304	683	194 +1.40	647	544	599 - 585=14
Mikki Mitchell	bk108	82	268	3	97	268	179	514		272	265	

**2 - Pin Ups Ave=646**

<u>Name</u>	<u>Ave</u>	<u>HDCP</u>	<u>Pins</u>	<u>Gms</u>	<u>High Game</u>	<u>High Sers</u>	<u>HDCP Game</u>	<u>HDCP Sers</u>	<u>Most Improved Ave +/-</u>	<u>To Raise Avg +1</u>	<u>To Drop Avg -1</u>	<u>Weekly Over Av Series Ave +/-</u>
Samantha Liebhart	165	31	7442	45	238	624	270	753	163 +2.38	526	477	
Malcolm Durand	137	56	5773	42	184	462	240	633	140 -2.55	437	391	
Chris Hansen	166	30	16010	96	247	591	284	688	160 +6.77	523	423	
Beau Hansen	178	19	17089	96	243	678	264	741	183 -4.99	632	532	
Kristi Gruhn	128	64	4759	37	194	447	262	648	127 +1.62	401	360	
Dave Ash	184	14	2770	15	203	589	220	643		560	541	

**3 - Welknowns Ave=649**

<u>Name</u>	<u>Ave</u>	<u>HDCP</u>	<u>Pins</u>	<u>Gms</u>	<u>High Game</u>	<u>High Sers</u>	<u>HDCP Game</u>	<u>HDCP Sers</u>	<u>Most Improved Ave +/-</u>	<u>To Raise Avg +1</u>	<u>To Drop Avg -1</u>	<u>Weekly Over Av Series Ave +/-</u>
Marg Little	141	53	7210	51	189	494	241	650	145 -3.63	458	403	
Mary Fuller	136	57	7393	54	174	467	233	647	134 +2.91	416	358	
Gary Little	179	18	9143	51	231	655	261	704	183 -3.73	577	522	
Frank Fuller	193	6	10441	54	246	646	246	676	193 +0.35	617	559	
Ronda Schomburg	125	67	4883	39	165	423	243	645	120 +5.21	409	366	
Kelley Moes	179	18	10211	57	239	596	259	650	176 +3.14	589	528	

**4 - Troublemakers Ave=606**

<u>Name</u>	<u>Ave</u>	<u>HDCP</u>	<u>Pins</u>	<u>Gms</u>	<u>High Game</u>	<u>High Sers</u>	<u>HDCP Game</u>	<u>HDCP Sers</u>	<u>Most Improved Ave +/-</u>	<u>To Raise Avg +1</u>	<u>To Drop Avg -1</u>	<u>Weekly Over Av Series Ave +/-</u>
Tracey Gowen	146	48	12270	84	199	539	247	683	151 -4.93	519	431	
Tina Brandt	140	54	11797	84	195	507	246	660	147 -6.56	470	382	
Jason Gowen	136	57	11879	87	191	494	255	686	125 +11.54	451	360	
CJ Brandt	184	14	13829	75	267	690	282	735	175 +9.39	601	522	
Shannon Blaschko	122	70	2202	18	180	427	247	643		381	359	
Scott Blaschko	124	68	3363	27	165	413	236	620	123 +1.56	387	356	

## 5 - Pin Seekers Ave=613

Name	Ave	HDCP	Pins	Gms	High Game	High Sers	HDCP Game	HDCP Sers	Most Improved Ave	+/-	To Raise Avg +1	To Drop Avg -1	Weekly Over Av Series Ave +/-
Chris Stockton	139	54	13353	96	199	486	255	654	142	-2.91	507	407	
Shannon Mitchell	137	56	11529	84	189	455	246	648	131	+6.25	477	389	
JJ Srack	181	17	16860	93	259	618	281	667	182	-0.71	612	515	
Nick Stockton	156	39	14111	90	218	595	259	719	157	-0.21	490	396	
Christina Srack	119	72	358	3	131	358	203	574			362	355	

## 6 - Galen's Pro Shop Ave=593

Name	Ave	HDCP	Pins	Gms	High Game	High Sers	HDCP Game	HDCP Sers	Most Improved Ave	+/-	To Raise Avg +1	To Drop Avg -1	Weekly Over Av Series Ave +/-
Lois Keas	80	108	2809	35	121	293	231	623	77	+3.26	269	230	
Lynn Watson	108	82	7811	72	154	399	238	651	104	+4.49	364	288	
Galen Keas	188	10	15864	84	256	684	256	684	201	-12.14	579	491	
Dustin Graham	217	0	17580	81	268	727	268	727	215	+2.04	732	647	
Sarah Halkyard	195	4	12885	66	257	684	263	684	197	-1.77	639	569	
Ben Halkyard	155	40	1866	12	182	501	226	633			474	458	

## 7 - Strike Zone Ave=488

Name	Ave	HDCP	Pins	Gms	High Game	High Sers	HDCP Game	HDCP Sers	Most Improved Ave	+/-	To Raise Avg +1	To Drop Avg -1	Weekly Over Av Series Ave +/-
Alyssa Jennings	129	63	12029	93	187	459	255	666	119	+10.34	451	354	
David Reed	113	78	9202	81	159	419	234	656	111	+2.60	374	289	
Regan Jennings	111	80	7682	69	152	377	233	620	107	+4.33	382	309	
Zak Jennings	135	58	10879	80	187	503	249	698	135	+0.99	409	325	
James Jennings	144	50	3466	24	201	511	249	670	146	-1.58	449	421	
Stevie Spiegel	101	89	303	3	106	303	195	570			309	302	

## 8 - Something Wong Ave=606

Name	Ave	HDCP	Pins	Gms	High Game	High Sers	HDCP Game	HDCP Sers	Most Improved Ave	+/-	To Raise Avg +1	To Drop Avg -1	Weekly Over Av Series Ave +/-
Chris Flodine	134	59	10469	78	202	495	262	683	127	+7.22	466	384	
Cindy Gibbons	149	45	13880	93	204	515	250	664	144	+5.25	520	423	
Shelley Groothuis	147	47	11394	77	202	519	256	681	143	+4.97	446	365	
Walt Smith	176	21	8992	51	243	621	277	702	169	+7.31	566	511	
Rick Maier	160	36	3367	21	214	554	250	671	160	+0.33	497	472	

## 9 - Pin Warriors Ave=574

Name	Ave	HDCP	Pins	Gms	High Game	High Sers	HDCP Game	HDCP Sers	Most Improved Ave	+/-	To Raise Avg +1	To Drop Avg -1	Weekly Over Av Series Ave +/-
Angie Hauserman	128	64	12372	96	166	438	237	637	125	+3.88	399	299	370 - 387=-17
Jeff Snodgrass	119	72	11129	93	162	427	234	646	122	-2.33	391	294	388 - 357=31
Allie Moore	158	37	15717	99	223	561	264	684	156	+2.76	501	398	486 - 474=12
Nathan Banks	169	27	13190	78	232	589	263	679	168	+1.10	580	498	
Craig Schutt	139	54	3756	27	183	462	241	630	137	+2.11	444	413	413 - 417=-4

## 10 - Spare Me Ave=503

Name	Ave	HDCP	Pins	Gms	High Game	High Sers	HDCP Game	HDCP Sers	Most Improved Ave	+/-	To Raise Avg +1	To Drop Avg -1	Weekly Over Av Series Ave +/-
Richelle Verbeck	126	66	11012	87	178	484	241	676	122	+4.57	418	327	
Karen Lopez	148	46	13235	89	196	510	244	684	135	+13.71	473	380	
Tyler Krotz (Right Ha	58	127	3352	57	104	257	241	650	53	+5.81	188	127	
Rich Lopez	171	26	12834	75	239	593	269	695	164	+7.12	582	503	
Chris Lopez	141	53	1274	9	166	459	208	585			430	417	

## 11 - We're Not Dead Yet Ave=545

Name	Ave	HDCP	Pins	Gms	High Game	High Sers	HDCP Game	HDCP Sers	Most Improved Ave	+/-	To Raise Avg +1	To Drop Avg -1	Weekly Over Av Series Ave +/-
Tammy Koupal	99	90	7668	77	140	375	228	639	108	-8.42	332	251	
Jen Kidd	120	72	10489	87	171	446	247	665	118	+2.56	401	310	
Keith Koupal	128	64	9884	77	169	428	234	635	121	+7.36	436	355	
Nick Kidd	198	1	15884	80	279	745	281	754	199	-0.45	633	549	
Carla Kegley-Owen	131	62	394	3	155	394	217	580			398	391	
Kenny Owen	181	17	3270	18	236	604	248	640			552	530	



**12 - Teachers & Creepers** Ave=630

Name	Ave	HDCP	Pins	Gms	High Game	High Sers	HDCP Game	HDCP Sers	Most Improved Ave +/-	To Raise Avg +1	To Drop Avg -1	Weekly Over Av Series Ave +/-
Tennille Allison	154	41	14785	96	216	533	260	656	148 +6.01	560	460	
John Allison	143	51	13791	96	217	544	271	706	148 -4.34	465	365	
Amanda Rood	156	39	15020	96	212	562	256	701	144 +12.46	523	423	
Jon Rood	177	20	16994	96	224	592	250	706	169 +8.02	628	528	

**13 - We Attempt** Ave=631

Name	Ave	HDCP	Pins	Gms	High Game	High Sers	HDCP Game	HDCP Sers	Most Improved Ave +/-	To Raise Avg +1	To Drop Avg -1	Weekly Over Av Series Ave +/-
Ashley Hancock	135	58	13020	96	199	514	255	691	137 -1.38	444	344	
Dani Krotz	157	38	15141	96	233	590	272	707	152 +5.72	501	401	
Richard Serr	162	34	15573	96	225	562	261	671	161 +1.22	564	464	
Larry Lambrecht	177	20	16501	93	236	656	267	749	181 -3.57	587	490	

**14 - Cruizers** Ave=613

Name	Ave	HDCP	Pins	Gms	High Game	High Sers	HDCP Game	HDCP Sers	Most Improved Ave +/-	To Raise Avg +1	To Drop Avg -1	Weekly Over Av Series Ave +/-
Trish Hancock	127	65	11436	90	179	447	245	651	126 +1.07	468	374	
Shelli Krotz	141	53	13147	93	210	496	268	674	143 -1.63	485	388	
Rich Hancock	162	34	15625	96	227	572	262	680	157 +5.76	512	412	
Johnny Krotz	183	15	17581	96	255	678	270	729	181 +2.14	635	535	
Frances Hancock	137	56	823	6	160	428	222	614		419	409	

**Temporary Substitutes Division 1: Enter Div Label**

**Men Division 1: Enter Div Label**

Name	Ave	HDCP	Pins	Gms	High Game	High Sers	HDCP Game	HDCP Sers	Most Improved Ave +/-	To Raise Avg +1	To Drop Avg -1	Weekly Over Av Series Ave +/-
Jeff Ash	153	42	4153	27	203	504	244	636	153 +0.81	467	436	
Matt Discerni	197	2	592	3	210	592	212	598		596	589	
Jamie Eshleman	139	54	418	3	145	418	199	580		422	415	
Anthony Jenneman	199	0	2399	12	246	670	246	670		601	585	
Tyler Krotz (left han	57	128	2244	39	114	268	247	667	59 -1.46	192	149	
Steve Sigrist	136	57	410	3	166	410	223	581		412	405	
Terry Weinberg	158	37	3806	24	206	530	249	683	158 +0.58	487	459	
Logan Wirth	197	2	592	3	213	592	215	598		596	589	

**Women Division 1: Enter Div Label**

Name	Ave	HDCP	Pins	Gms	High Game	High Sers	HDCP Game	HDCP Sers	Most Improved Ave +/-	To Raise Avg +1	To Drop Avg -1	Weekly Over Av Series Ave +/-
Michelle Limbach	207	0	2494	12	245	726	245	726		626	610	
Carrie Sigrist	117	74	353	3	146	353	220	575		355	348	
Christie Weinberg	124	68	2982	24	180	463	264	715	122 +2.25	393	365	

**Individual High Averages**

Men	Ave	Name	Women	Ave	Name
217.04	Dustin Graham	195.23	Sarah Halkyard		
198.55	Nick Kidd	166.77	Chris Hansen		
195.40	Randy Durand	165.38	Samantha Liebhart		
193.35	Frank Fuller	158.76	Allie Moore		
188.86	Galen Keas	157.72	Dani Krotz		
184.39	CJ Brandt	156.46	Amanda Rood		
183.61	Calvin Durand	154.01	Tennille Allison		
183.14	Johnny Krotz	149.25	Cindy Gibbons		
181.29	JJ Srack	148.71	Karen Lopez		
179.27	Gary Little	147.97	Shelley Groothuis		

**Most Improved Average**

Men	Start	End	Change	Name	Women	Start	End	Change	Name
125	to	136.54	= +11.54	Jason Gowen	135	to	148.71	= +13.71	Karen Lopez
173	to	183.61	= +10.61	Calvin Durand	144	to	156.46	= +12.46	Amanda Rood
175	to	184.39	= +9.39	CJ Brandt	119	to	129.34	= +10.34	Alyssa Jennings
169	to	177.02	= +8.02	Jon Rood	116	to	124.30	= +8.30	Edie Timko
121	to	128.36	= +7.36	Keith Koupal	160	to	166.77	= +6.77	Chris Hansen
169	to	176.31	= +7.31	Walt Smith	131	to	137.25	= +6.25	Shannon Mitchell
127	to	134.22	= +7.22	Chris Flodine	148	to	154.01	= +6.01	Tennille Allison
164	to	171.12	= +7.12	Rich Lopez	152	to	157.72	= +5.72	Dani Krotz
53	to	58.81	= +5.81	Tyler Krotz (Right Ha	144	to	149.25	= +5.25	Cindy Gibbons
157	to	162.76	= +5.76	Rich Hancock	120	to	125.21	= +5.21	Ronda Schomburg

**Big Apple Fun Center****Reprint of Scores -- Week 33**

Lane 19 9 - Pin Warriors Week 33 05/08/2017

Name	Old Ave	Old HDCP	-1-	-2-	-3-	Total	HDCP Total
Angie C. Hauserman	129	63	114	119	137	370	559
Jeff D. Snodgrass	119	72	139	135	114	388	604
Allie E. Moore	158	37	160	151	175	486	597
Craig A. Schutt	139	54	121	142	150	413	575
			====	====	====	====	====
Scratch Total			534	547	576	1657	1657
Handicap			226	226	226		678
Total			760	773	802	1657	2335
Team Points Won			0.0	1.0	0.0	1.0	1.0

Lane 20 1 - Angry Bowlers Week 33 05/08/2017

Name	Old Ave	Old HDCP	-1-	-2-	-3-	Total	HDCP Total
Edie Timko	124	68	152	123	102	377	581
Dee I. Durand	121	71	146	115	137	398	611
Calvin L. Durand	182	16	245	197	187	629	677
Randy L. Durand	195	4	184	167	248	599	611
			====	====	====	====	====
Scratch Total			727	602	674	2003	2003
Handicap			159	159	159		477
Total			886	761	833	2003	2480
Team Points Won			1.0	0.0	1.0	3.0	3.0

Sunday 6:30 pm

**Big Apple Fun Center**

Lanes 19 - 32

\* Bowlers listed must have a minimum of 1 games.

Note: This report includes information through May 8 which is Week 33 of 33

<b>Change in Average</b>												
Name	-----Old-----		Old					---Average Change---			Weekly Over Ave	
	Pins	Games	Ave	-1-	-2-	-3-	Total	New	Old	---> +/-	Series Ave +/-	
John M. Allison	13791	96	143				0	143.66	-	143.66	= 0.00	
Tennille Allison	14785	96	154				0	154.01	-	154.01	= 0.00	
Dave Ash	2770	15	184				0	184.67	-	184.67	= 0.00	
Jeff Ash	4153	27	153				0	153.81	-	153.81	= 0.00	
Nathan Banks	13190	78	169				0	169.10	-	169.10	= 0.00	
Scott A. Blaschko	3363	27	124				0	124.56	-	124.56	= 0.00	
Shannon L. Blaschko	2202	18	122				0	122.33	-	122.33	= 0.00	
CJ Brandt	13829	75	184				0	184.39	-	184.39	= 0.00	
Tina M. Brandt	11797	84	140				0	140.44	-	140.44	= 0.00	
Matt L. Discerni	592	3	197				0	197.33	-	197.33	= 0.00	
Calvin L. Durand	17548	96	182	245	197	187	629	183.61	-	182.79	= 0.81	629 - 546=83
Dee I. Durand	11669	96	121	146	115	137	398	121.89	-	121.55	= 0.34	398 - 363=35
Malcolm R. Durand	5773	42	137				0	137.45	-	137.45	= 0.00	
Randy L. Durand	18746	96	195	184	167	248	599	195.40	-	195.27	= 0.13	599 - 585=14
Jamie T. Eshleman	418	3	139				0	139.33	-	139.33	= 0.00	
Chris Flodine	10469	78	134				0	134.22	-	134.22	= 0.00	
Frank E. Fuller	10441	54	193				0	193.35	-	193.35	= 0.00	
Mary A. Fuller	7393	54	136				0	136.91	-	136.91	= 0.00	
Cindy Gibbons	13880	93	149				0	149.25	-	149.25	= 0.00	
Jason J. Gowen	11879	87	136				0	136.54	-	136.54	= 0.00	
Tracey Gowen	12270	84	146				0	146.07	-	146.07	= 0.00	
Dustin W. Graham	17580	81	217				0	217.04	-	217.04	= 0.00	
Shelley L. Groothuis	11394	77	147				0	147.97	-	147.97	= 0.00	
Kristi Gruhn	4759	37	128				0	128.62	-	128.62	= 0.00	
Ben Halkyard	1866	12	155				0	155.50	-	155.50	= 0.00	
Sarah G. Halkyard	12885	66	195				0	195.23	-	195.23	= 0.00	
Ashley K. Hancock	13020	96	135				0	135.63	-	135.63	= 0.00	
Frances M. Hancock	823	6	137				0	137.17	-	137.17	= 0.00	
Rich Hancock	15625	96	162				0	162.76	-	162.76	= 0.00	
Trish R. Hancock	11436	90	127				0	127.07	-	127.07	= 0.00	
Beau W. Hansen	17089	96	178				0	178.01	-	178.01	= 0.00	
Chris Hansen	16010	96	166				0	166.77	-	166.77	= 0.00	
Angie C. Hauserman	12002	93	129	114	119	137	370	128.88	-	129.05	= -0.18	370 - 387=-17
Anthony A. Jenneman	2399	12	199				0	199.92	-	199.92	= 0.00	
Alyssa R. Jennings	12029	93	129				0	129.34	-	129.34	= 0.00	
James H. Jennings	3466	24	144				0	144.42	-	144.42	= 0.00	
Regan F. Jennings	7682	69	111				0	111.33	-	111.33	= 0.00	
Zak Jennings	10879	80	135				0	135.99	-	135.99	= 0.00	
Galen Keas	15864	84	188				0	188.86	-	188.86	= 0.00	

Sunday 6:30 pm

**Big Apple Fun Center**

Lanes 19 - 32

\* Bowlers listed must have a minimum of 1 games.

Note: This report includes information through May 8 which is Week 33 of 33

Name	----Old----		Old					---Average Change---			Weekly Over Ave
	Pins	Games	Ave	-1-	-2-	-3-	Total	New	Old	---> +/-	Series Ave +/-
Lois J. Keas	2809	35	80				0	80.26	- 80.26	= 0.00	
Carla S. Kegley-Owen	394	3	131				0	131.33	- 131.33	= 0.00	
Jen Kidd	10489	87	120				0	120.56	- 120.56	= 0.00	
Nick Kidd	15884	80	198				0	198.55	- 198.55	= 0.00	
Keith D. Koupal	9884	77	128				0	128.36	- 128.36	= 0.00	
Tammy R. Koupal	7668	77	99				0	99.58	- 99.58	= 0.00	
Tyler J. Krotz (left han	2244	39	57				0	57.54	- 57.54	= 0.00	
Tyler J. Krotz (Right Ha	3352	57	58				0	58.81	- 58.81	= 0.00	
Dani Krotz	15141	96	157				0	157.72	- 157.72	= 0.00	
Johnny Krotz	17581	96	183				0	183.14	- 183.14	= 0.00	
Shelli Krotz	13147	93	141				0	141.37	- 141.37	= 0.00	
Larry L. Lambrecht	16501	93	177				0	177.43	- 177.43	= 0.00	
Samantha J. Liebhart	7442	45	165				0	165.38	- 165.38	= 0.00	
Michelle L. Limbach	2494	12	207				0	207.83	- 207.83	= 0.00	
Gary P. Little	9143	51	179				0	179.27	- 179.27	= 0.00	
Marg Little	7210	51	141				0	141.37	- 141.37	= 0.00	
Chris Lopez	1274	9	141				0	141.56	- 141.56	= 0.00	
Karen L. Lopez	13235	89	148				0	148.71	- 148.71	= 0.00	
Rich Lopez	12834	75	171				0	171.12	- 171.12	= 0.00	
Rick E. Maier	3367	21	160				0	160.33	- 160.33	= 0.00	
Mikki S. Mitchell	268	3bk	108				0	89.33	- 89.33	= 0.00	
Shannon L. Mitchell	11529	84	137				0	137.25	- 137.25	= 0.00	
Kelley L. Moes	10211	57	179				0	179.14	- 179.14	= 0.00	
Allie E. Moore	15231	96	158	160	151	175	486	158.76	- 158.66	= 0.10	486 - 474=12
Kenny Owen	3270	18	181				0	181.67	- 181.67	= 0.00	
David J. Reed	9202	81	113				0	113.60	- 113.60	= 0.00	
Amanda L. Rood	15020	96	156				0	156.46	- 156.46	= 0.00	
Jon D. Rood	16994	96	177				0	177.02	- 177.02	= 0.00	
Ronda R. Schomburg	4883	39	125				0	125.21	- 125.21	= 0.00	
Craig A. Schutt	3343	24	139	121	142	150	413	139.11	- 139.29	= -0.18	413 - 417=-4
Richard M. Serr	15573	96	162				0	162.22	- 162.22	= 0.00	
Carrie Sigrist	353	3	117				0	117.67	- 117.67	= 0.00	
Steve Sigrist	410	3	136				0	136.67	- 136.67	= 0.00	
Walt Smith	8992	51	176				0	176.31	- 176.31	= 0.00	
Jeff D. Snodgrass	10741	90	119	139	135	114	388	119.67	- 119.34	= 0.32	388 - 357=31
Stevie R. Spiegel	303	3	101				0	101.00	- 101.00	= 0.00	
Christina D. Srack	358	3	119				0	119.33	- 119.33	= 0.00	
JJ Srack	16860	93	181				0	181.29	- 181.29	= 0.00	
Chris M. Stockton	13353	96	139				0	139.09	- 139.09	= 0.00	

Sunday 6:30 pm

**Big Apple Fun Center**

Lanes 19 - 32

\* Bowlers listed must have a minimum of 1 games.

Note: This report includes information through May 8 which is Week 33 of 33

Name	-----Old-----		Old					---Average Change---			Weekly Over Ave	
	Pins	Games	Ave	-1-	-2-	-3-	Total	New - Old	--->	+/-	Series Ave +/-	
Nick J. Stockton	14111	90	156				0	156.79	-	156.79	=	0.00
Edie Timko	10810	87	124	152	123	102	377	124.30	-	124.25	=	0.05
Richelle L. Verbeck	11012	87	126				0	126.57	-	126.57	=	0.00
Lynn M. Watson	7811	72	108				0	108.49	-	108.49	=	0.00
Christie S. Weinberg	2982	24	124				0	124.25	-	124.25	=	0.00
Terry J. Weinberg	3806	24	158				0	158.58	-	158.58	=	0.00
Logan M. Wirth	592	3	197				0	197.33	-	197.33	=	0.00

Sunday 6:30 pm

**Big Apple Fun Center***\* Bowlers listed must have a minimum of 1 games.***High Average Listing**

<u>Name</u>	<u>True Average</u>	<u>Pins</u>	<u>Gms</u>	<u>To Raise Avg +1</u>	<u>To Drop Avg -1</u>
Dustin W. Graham	217.04	17580	81	732	647
Michelle L. Limbach	207.83	2494	12	626	610
Anthony A. Jenneman	199.92	2399	12	601	585
Nicholas H. Kidd	198.55	15884	80	633	549
Logan M. Wirth	197.33	592	3	596	589
Matt L. Discerni	197.33	592	3	596	589
Randy L. Durand	195.40	19345	99	647	544
Sarah G. Halkyard	195.23	12885	66	639	569
Frank E. Fuller	193.35	10441	54	617	559
Dennis G. Keas	188.86	15864	84	579	491
David M. Ash	184.67	2770	15	560	541
CJ Brandt	184.39	13829	75	601	522
Calvin L. Durand	183.61	18177	99	591	488
John L. Krotz	183.14	17581	96	635	535
Kenneth A. Owen	181.67	3270	18	552	530
Jerry J. Srack	181.29	16860	93	612	515
Gary P. Little	179.27	9143	51	577	522
Kelley L. Moes	179.14	10211	57	589	528
Beau W. Hansen	178.01	17089	96	632	532
Larry L. Lambrecht	177.43	16501	93	587	490
Jon D. Rood	177.02	16994	96	628	528
Walter B. Smith	176.31	8992	51	566	511
Richard L. Lopez	171.12	12834	75	582	503
Nathaniel E. Banks	169.10	13190	78	580	498
Christina A. Hansen	166.77	16010	96	523	423
Samantha J. Liebhart	165.38	7442	45	526	477
Richard D. Hancock	162.76	15625	96	512	412
Richard M. Serr	162.22	15573	96	564	464
Rick E. Maier	160.33	3367	21	497	472
Allie E. Moore	158.76	15717	99	501	398
Terry J. Weinberg	158.58	3806	24	487	459
Danielle R. Krotz	157.72	15141	96	501	401
Nick J. Stockton	156.79	14111	90	490	396
Amanda L. Rood	156.46	15020	96	523	423
Benjamin J. Halkyard	155.50	1866	12	474	458
Tennille Allison	154.01	14785	96	560	460
Jeffery S. Ash	153.81	4153	27	467	436
Cynthia A. Gibbons	149.25	13880	93	520	423
Karen L. Lopez	148.71	13235	89	473	380
Shelley L. Groothuis	147.97	11394	77	446	365
Tracey Gowen	146.07	12270	84	519	431
James H. Jennings	144.42	3466	24	449	421
John M. Allison	143.66	13791	96	465	365
Christopher L. Lopez	141.56	1274	9	430	417
Margaret M. Little	141.37	7210	51	458	403
Michelle R. Krotz	141.37	13147	93	485	388
Tina M. Brandt	140.44	11797	84	470	382
Jamie T. Eshleman	139.33	418	3	422	415
Craig A. Schutt	139.11	3756	27	444	413
Chris M. Stockton	139.09	13353	96	507	407
Malcolm R. Durand	137.45	5773	42	437	391
Shannon L. Mitchell	137.25	11529	84	477	389

Sunday 6:30 pm

**Big Apple Fun Center***\* Bowlers listed must have a minimum of 1 games.*

<u>Name</u>	<u>True Average</u>	<u>Pins</u>	<u>Gms</u>	<u>To Raise Avg +1</u>	<u>To Drop Avg -1</u>
Frances M. Hancock	137.17	823	6	419	409
Mary A. Fuller	136.91	7393	54	416	358
Steve Sigrist	136.67	410	3	412	405
Jason J. Gowen	136.54	11879	87	451	360
Zachary P. Jennings	135.99	10879	80	409	325
Ashley K. Hancock	135.63	13020	96	444	344
Christopher D. Flodine	134.22	10469	78	466	384
Carla S. Kegley-Owen	131.33	394	3	398	391
Alyssa R. Jennings	129.34	12029	93	451	354
Angie C. Hauserman	128.88	12372	96	399	299
Kristina K. Gruhn	128.62	4759	37	401	360
Keith D. Koupal	128.36	9884	77	436	355
Trish R. Hancock	127.07	11436	90	468	374
Richelle L. Verbeck	126.57	11012	87	418	327
Ronda R. Schomburg	125.21	4883	39	409	366
Scott A. Blaschko	124.56	3363	27	387	356
Edith E. Timko	124.30	11187	90	438	344
Christie S. Weinberg	124.25	2982	24	393	365
Shannon L. Blaschko	122.33	2202	18	381	359
Dee I. Durand	121.89	12067	99	377	274
Jennifer K. Kidd	120.56	10489	87	401	310
Jeff D. Snodgrass	119.67	11129	93	391	294
Christina D. Srack	119.33	358	3	362	355
Carrie Sigrist	117.67	353	3	355	348
David J. Reed	113.60	9202	81	374	289
Regan F. Jennings	111.33	7682	69	382	309
Lynn M. Watson	108.49	7811	72	364	288
Stevie R. Spiegel	101.00	303	3	309	302
Tammy R. Koupal	99.58	7668	77	332	251
Mikki S. Mitchell	89.33	268	3	272	265
Lois J. Keas	80.26	2809	35	269	230
Tyler J. Krotz (Right Ha	58.81	3352	57	188	127
Tyler J. Krotz (left han	57.54	2244	39	192	149

Sunday 6:30 pm

**Big Apple Fun Center**

Lanes 19 - 32

\* Bowlers listed must have a minimum of 1 games.

Note: This report includes information through May 8 which is Week 33 of 33

**Most Pins Over Average**

Name	-----Old-----		Old Ave	---Average Change---			Total	---Average Change---			Weekly Over Ave Series Ave +/-
	Pins	Games		-1-	-2-	-3-		New - Old	---> +/-		
Calvin L. Durand	17548	96	182	245	197	187	629	183.61	- 182.79	= 0.81	629 - 546=83
Dee I. Durand	11669	96	121	146	115	137	398	121.89	- 121.55	= 0.34	398 - 363=35
Jeff D. Snodgrass	10741	90	119	139	135	114	388	119.67	- 119.34	= 0.32	388 - 357=31
Randy L. Durand	18746	96	195	184	167	248	599	195.40	- 195.27	= 0.13	599 - 585=14
Allie E. Moore	15231	96	158	160	151	175	486	158.76	- 158.66	= 0.10	486 - 474=12
Eddie Timko	10810	87	124	152	123	102	377	124.30	- 124.25	= 0.05	377 - 372=5
Craig A. Schutt	3343	24	139	121	142	150	413	139.11	- 139.29	= -0.18	413 - 417=-4
Angie C. Hauserman	12002	93	129	114	119	137	370	128.88	- 129.05	= -0.18	370 - 387=-17
Dave Ash	2770	15	184				0	184.67	- 184.67	= 0.00	
Dustin W. Graham	17580	81	217				0	217.04	- 217.04	= 0.00	
Jamie T. Eshleman	418	3	139				0	139.33	- 139.33	= 0.00	
Rick E. Maier	3367	21	160				0	160.33	- 160.33	= 0.00	
Christie S. Weinberg	2982	24	124				0	124.25	- 124.25	= 0.00	
Shelley L. Groothuis	11394	77	147				0	147.97	- 147.97	= 0.00	
Terry J. Weinberg	3806	24	158				0	158.58	- 158.58	= 0.00	
Chris Lopez	1274	9	141				0	141.56	- 141.56	= 0.00	
Ben Halkyard	1866	12	155				0	155.50	- 155.50	= 0.00	
Michelle L. Limbach	2494	12	207				0	207.83	- 207.83	= 0.00	
Samantha J. Liebhart	7442	45	165				0	165.38	- 165.38	= 0.00	
Mikki S. Mitchell	268	3bk108					0	89.33	- 89.33	= 0.00	
Kenny Owen	3270	18	181				0	181.67	- 181.67	= 0.00	
Tyler J. Krotz (Right Ha	3352	57	58				0	58.81	- 58.81	= 0.00	
JJ Srack	16860	93	181				0	181.29	- 181.29	= 0.00	
Richard M. Serr	15573	96	162				0	162.22	- 162.22	= 0.00	
Trish R. Hancock	11436	90	127				0	127.07	- 127.07	= 0.00	
Rich Hancock	15625	96	162				0	162.76	- 162.76	= 0.00	
Carla S. Kegley-Owen	394	3	131				0	131.33	- 131.33	= 0.00	
Chris M. Stockton	13353	96	139				0	139.09	- 139.09	= 0.00	
Jason J. Gowen	11879	87	136				0	136.54	- 136.54	= 0.00	
Nick J. Stockton	14111	90	156				0	156.79	- 156.79	= 0.00	
Carrie Sigrist	353	3	117				0	117.67	- 117.67	= 0.00	
Gary P. Little	9143	51	179				0	179.27	- 179.27	= 0.00	
Marg Little	7210	51	141				0	141.37	- 141.37	= 0.00	
Steve Sigrist	410	3	136				0	136.67	- 136.67	= 0.00	
Logan M. Wirth	592	3	197				0	197.33	- 197.33	= 0.00	
Tyler J. Krotz (left han	2244	39	57				0	57.54	- 57.54	= 0.00	
Stevie R. Spiegel	303	3	101				0	101.00	- 101.00	= 0.00	
Malcolm R. Durand	5773	42	137				0	137.45	- 137.45	= 0.00	
Tracey Gowen	12270	84	146				0	146.07	- 146.07	= 0.00	



Sunday 6:30 pm

**Big Apple Fun Center**

Lanes 19 - 32

\* Bowlers listed must have a minimum of 1 games.

Note: This report includes information through May 8 which is Week 33 of 33

Name	----Old----		Old	-1-	-2-	-3-	Total	---Average Change---			Weekly Over Ave Series Ave +/-
	Pins	Games	Ave					New	Old	---> +/-	
Tina M. Brandt	11797	84	140				0	140.44	-	140.44	= 0.00
Lois J. Keas	2809	35	80				0	80.26	-	80.26	= 0.00
Christina D. Srack	358	3	119				0	119.33	-	119.33	= 0.00
Frances M. Hancock	823	6	137				0	137.17	-	137.17	= 0.00
Anthony A. Jenneman	2399	12	199				0	199.92	-	199.92	= 0.00
Kelley L. Moes	10211	57	179				0	179.14	-	179.14	= 0.00
Matt L. Discerni	592	3	197				0	197.33	-	197.33	= 0.00
Ronda R. Schomburg	4883	39	125				0	125.21	-	125.21	= 0.00
Karen L. Lopez	13235	89	148				0	148.71	-	148.71	= 0.00
Rich Lopez	12834	75	171				0	171.12	-	171.12	= 0.00
Ashley K. Hancock	13020	96	135				0	135.63	-	135.63	= 0.00
Chris Hansen	16010	96	166				0	166.77	-	166.77	= 0.00
Beau W. Hansen	17089	96	178				0	178.01	-	178.01	= 0.00
Cindy Gibbons	13880	93	149				0	149.25	-	149.25	= 0.00
Chris Flodine	10469	78	134				0	134.22	-	134.22	= 0.00
Johnny Krotz	17581	96	183				0	183.14	-	183.14	= 0.00
Lynn M. Watson	7811	72	108				0	108.49	-	108.49	= 0.00
Galen Keas	15864	84	188				0	188.86	-	188.86	= 0.00
Alyssa R. Jennings	12029	93	129				0	129.34	-	129.34	= 0.00
Jen Kidd	10489	87	120				0	120.56	-	120.56	= 0.00
Keith D. Koupal	9884	77	128				0	128.36	-	128.36	= 0.00
Kristi Gruhn	4759	37	128				0	128.62	-	128.62	= 0.00
Shannon L. Mitchell	11529	84	137				0	137.25	-	137.25	= 0.00
Tammy R. Koupal	7668	77	99				0	99.58	-	99.58	= 0.00
Mary A. Fuller	7393	54	136				0	136.91	-	136.91	= 0.00
Frank E. Fuller	10441	54	193				0	193.35	-	193.35	= 0.00
CJ Brandt	13829	75	184				0	184.39	-	184.39	= 0.00
Shelli Krotz	13147	93	141				0	141.37	-	141.37	= 0.00
Nick Kidd	15884	80	198				0	198.55	-	198.55	= 0.00
Dani Krotz	15141	96	157				0	157.72	-	157.72	= 0.00
Zak Jennings	10879	80	135				0	135.99	-	135.99	= 0.00
Regan F. Jennings	7682	69	111				0	111.33	-	111.33	= 0.00
James H. Jennings	3466	24	144				0	144.42	-	144.42	= 0.00
Sarah G. Halkyard	12885	66	195				0	195.23	-	195.23	= 0.00
Larry L. Lambrecht	16501	93	177				0	177.43	-	177.43	= 0.00
Nathan Banks	13190	78	169				0	169.10	-	169.10	= 0.00
John M. Allison	13791	96	143				0	143.66	-	143.66	= 0.00
Jon D. Rood	16994	96	177				0	177.02	-	177.02	= 0.00
Shannon L. Blaschko	2202	18	122				0	122.33	-	122.33	= 0.00

Sunday 6:30 pm

**Big Apple Fun Center**

Lanes 19 - 32

\* Bowlers listed must have a minimum of 1 games.

Note: This report includes information through May 8 which is Week 33 of 33

Name	-----Old-----		Old	-1-	-2-	-3-	Total	---Average Change---			Weekly Over Ave Series Ave +/-	
	Pins	Games	Ave					New	Old	---> +/-		
Scott A. Blaschko	3363	27	124				0	124.56	-	124.56	=	0.00
David J. Reed	9202	81	113				0	113.60	-	113.60	=	0.00
Walt Smith	8992	51	176				0	176.31	-	176.31	=	0.00
Richelle L. Verbeck	11012	87	126				0	126.57	-	126.57	=	0.00
Tennille Allison	14785	96	154				0	154.01	-	154.01	=	0.00
Amanda L. Rood	15020	96	156				0	156.46	-	156.46	=	0.00
Jeff Ash	4153	27	153				0	153.81	-	153.81	=	0.00

# Town & Country 2016-17

## Big Apple Fun Center

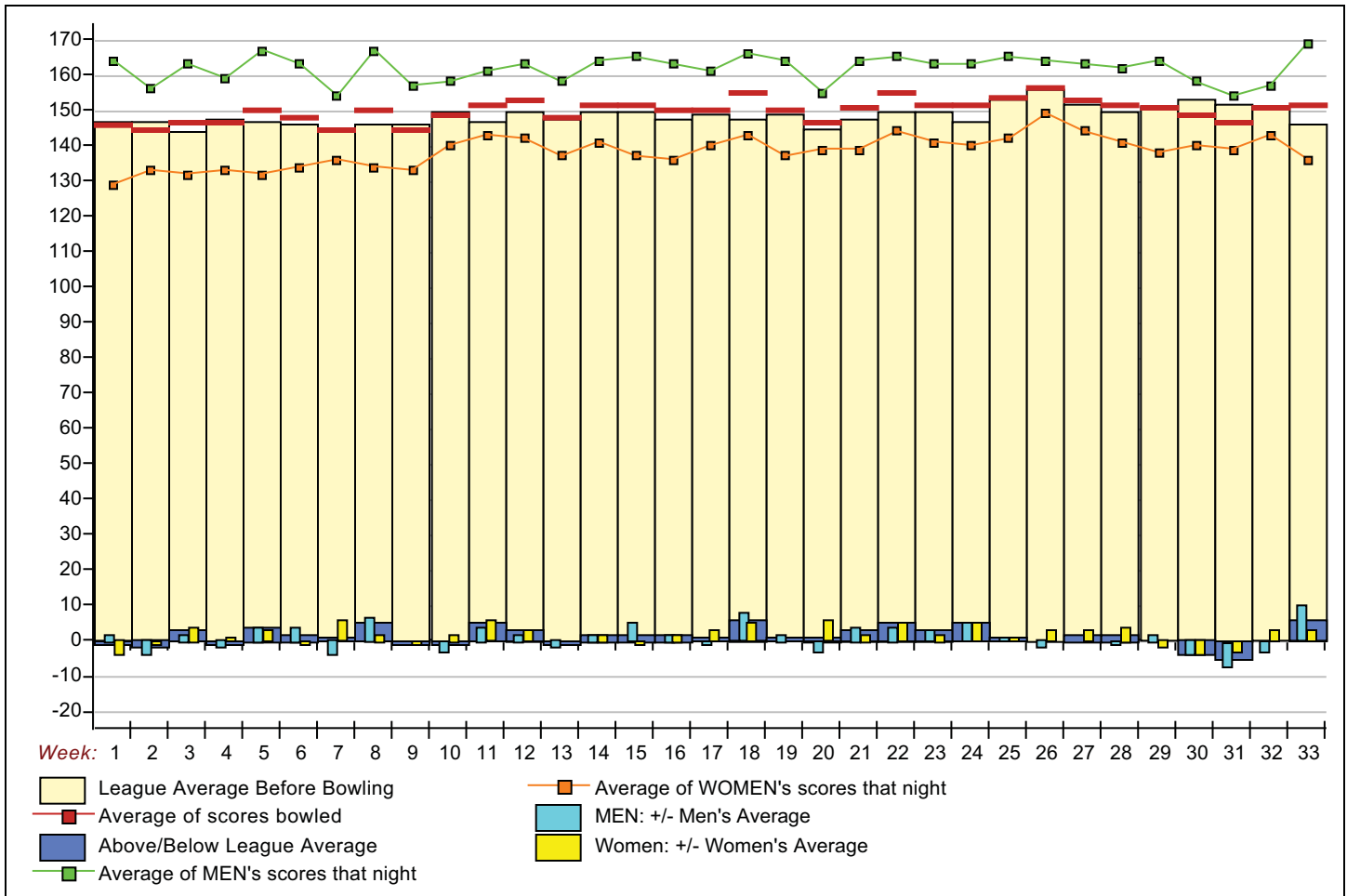
This report is for scores bowled May 8 which is Week 33 of 33

### This Week's Statistics

	<u>Over All</u>	<u>Men</u>	<u>Women</u>
How many people bowled	8	4	4
Number of games bowled	24	12	12
Actual average of week's scores	152.50	169.08	135.92
How many games above average	14	8	6
How many games below average	10	4	6
Pins above/below average per game	6.63	10.33	2.92
How many people raised average	6	3	3
by this amount	0.29	0.42	0.16
How many people went down	2	1	1
by this amount	-0.18	-0.18	-0.18
League average before bowling	146.28	159.17	133.38
League average after bowling	146.45	159.45	133.46
Change in league average	0.17	0.27	0.08
800s	-	-	-
775s	-	-	-
750s	-	-	-
725s	-	-	-
700s	-	-	-
675s	-	-	-
650s	-	-	-
625s	1	1	-
600s	-	-	-
575s	1	1	-
550s	-	-	-
525s	-	-	-
500s	-	-	-
475s	1	-	1
450s	-	-	-
425s	-	-	-
400s	1	1	-
below 400	4	1	3
300s	-	-	-
275s	-	-	-
250s	-	-	-
225s	2	2	-
200s	-	-	-
175s	4	3	1
150s	5	2	3
125s	6	3	3
100s	7	2	5
below 100	-	-	-

This report is for scores bowled May 8 which is Week 33 of 33

**League Average Week-by-Week**



**League Average Statistics for Last Week**

	League	Men (Lft+Rt)	Women (Lft+Rt)
League Average Before Bowling	146.28	159.17	133.38
Average of scores bowled that night	152.50	169.08	135.92
New League Average After Bowling	146.45	159.45	133.46
Change in League Average	.17	.27	.08
People Who Bowled Over Average	6	3	3
People Who Bowled Under Average	2	1	1
Average Amount of Series Over Avg	30.00	42.67	17.33
Average Amount of Series Under Avg	-10.50	-4.00	-17.00
Difference Avg, NiteAvg	6.63	10.33	2.92
Number of Bowlers	8	4	4
Number of Games Bowled	24	12	12
People Who Raised Their Average	6	3	3
Raised By an Average of This Amount	.29	.42	.16
People Who Lowered Their Average	2	1	1
Lowered By an Average of This Amou	-.18	-.18	-.18
Number of Games Bowled Over Avera	14	8	6
Number of Games Bowled Under Avera	10	4	6

*Note: Averages are based only on people who bowled.*

### Team Standings

<u>Place</u>	<u>Team Name</u>	<u>Points Won</u>	<u>Points Lost</u>
1	Angry Bowlers	3	1
2	Pin Warriors	1	3

### Last Week's Top Scores

	<u>Scratch Game</u>	<u>Scratch Series</u>	<u>Handicap Game</u>	<u>Handicap Series</u>
<b>Men</b>	248 Randy Durand 245 Calvin Durand 150 Craig Schutt 139 Jeff Snodgrass	629 Calvin Durand 599 Randy Durand 413 Craig Schutt 388 Jeff Snodgrass	261 Calvin Durand 252 Randy Durand 211 Jeff Snodgrass 204 Craig Schutt	677 Calvin Durand 611 Randy Durand 604 Jeff Snodgrass 575 Craig Schutt
<b>Women</b>	175 Allie Moore 152 Edie Timko 146 Dee Durand 137 Angie Hauserman	486 Allie Moore 398 Dee Durand 377 Edie Timko 370 Angie Hauserman	220 Edie Timko 217 Dee Durand 212 Allie Moore 200 Angie Hauserman	611 Dee Durand 597 Allie Moore 581 Edie Timko 559 Angie Hauserman