

Team Standings

Place	#	Team Name	Points Won	Points Lost	%Won	Ave p/gm	High Game	High Sers	HDCP Game	HDCP Sers	Year-To-Date WON	Y-T-D LOST	Y-T-D % WON
1	1	Heartland Cleaning	147	93	61.3	845	958	2755	1180	3421	147	93	61.3
2	4	Sunny Meadows	139½	100½	58.1	830	954	2725	1150	3313	139½	100½	58.1
3	11	Little Photography	132½	107½	55.2	817	898	2588	1125	3203	132½	107½	55.2
4	7	Eustis Body Shop	130½	109½	54.4	882	959	2750	1150	3329	130½	109½	54.4
5	6	Chug-A-Lug	129½	110½	54.0	778	916	2492	1156	3212	129½	110½	54.0
6	10	Kirkland Siding	125½	114½	52.3	826	1007	2739	1238	3432	125½	114½	52.3
7	5	Cunningham's Journal	120	120	50.0	760	859	2443	1128	3250	120	120	50.0
8	8	Pegler Sysco	117	123	48.8	919	1057	2941	1210	3400	117	123	48.8
9	2	Midway/True Value	114	126	47.5	803	976	2546	1215	3285	114	126	47.5
10	3	Town & Country Bank	96½	143½	40.2	762	872	2425	1134	3211	96½	143½	40.2
11	12	Bye	96	144	40.0		0	0	0	0	96	144	40.0
12	9	Auto Central	92	148	38.3	800	945	2657	1143	3251	92	148	38.3

Lane Assignments

	17-18	19-20	21-22	23-24	25-26	27-28
9 10/29	12- 9	10- 5	7-11	4- 6	2- 3	8- 1
10 11/05	6- 1	2-11	8-12	3- 5	4- 9	7-10
11 11/12	3-10	8- 9	4- 1	2- 7	5-11	12- 6

Last Week's Top Scores

Team Scratch Game	Team Scratch Series	Team Handicap Game	Team Handicap Series
947 Eustis Body Shop	2624 Pegler Sysco	1156 Chug-A-Lug	3250 Cunningham's Jo
916 Chug-A-Lug	2570 Eustis Body Shop	1128 Cunningham's Journal	3212 Chug-A-Lug
911 Pegler Sysco	2492 Chug-A-Lug	1096 Eustis Body Shop	3107 Kirkland Siding
870 Midway/True Value	2468 Kirkland Siding	1060 Midway/True Value	3051 Little Photography
859 Cunningham's Journal	2443 Cunningham's Journal	1044 Kirkland Siding	3029 Town & Country B
851 Sunny Meadows	2425 Sunny Meadows	1042 Little Photography	3017 Eustis Body Shop
831 Heartland Cleaning	2412 Little Photography	1036 Pegler Sysco	2999 Pegler Sysco
831 Kirkland Siding	2398 Heartland Cleaning	1030 Sunny Meadows	2974 Heartland Cleanin
829 Little Photography	2386 Midway/True Value	1027 Town & Country Bank	2962 Sunny Meadows
809 Town & Country Bank	2375 Town & Country Bank	1023 Heartland Cleaning	2956 Midway/True Valu
726 Auto Central	2086 Auto Central	969 Auto Central	2815 Auto Central
Scratch Game	Scratch Series	Handicap Game	Handicap Series
258 Calvin Crites	646 Dustin Graham	295 Calvin Crites	694 Calvin Crites
234 Dustin Graham	625 Shay Robinson	278 David Hibberd	693 Mike McCollough
233 David Hibberd	613 Tim Vogt	257 Vincent Mulroney	685 Tim Vogt
227 Shay Robinson	587 Kevin Crites	255 Bruce Albrecht	680 Jerry Zapp
227 Tim Vogt	587 Brad Olson	251 Tim Vogt	679 Vincent Mulroney
225 Vincent Mulroney	583 Calvin Crites	247 Orlin Wentz	676 David Hibberd
223 Bruce Albrecht	583 Vincent Mulroney	246 Darrell Coe	673 Bruce Albrecht
219 Merlyn Jacobsen	578 Jerry Zapp	245 Luke Cross	669 Darrell Coe
213 Randy Schroer	577 Bruce Albrecht	245 Mike McCollough	667 Kenny Van Horn
211 Ken Fulmer	567 Mick Patsios	245 Mark Woodside	662 Brad Olson

Season High Scores

Team Scratch Game	Team Scratch Series	Team Handicap Game	Team Handicap Series
1057 Pegler Sysco	2941 Pegler Sysco	1238 Kirkland Siding	3432 Kirkland Siding
1007 Kirkland Siding	2755 Heartland Cleaning	1215 Midway/True Value	3421 Heartland Cleanin
976 Midway/True Value	2750 Eustis Body Shop	1210 Pegler Sysco	3400 Pegler Sysco
959 Eustis Body Shop	2739 Kirkland Siding	1180 Heartland Cleaning	3329 Eustis Body Shop
958 Heartland Cleaning	2725 Sunny Meadows	1156 Chug-A-Lug	3313 Sunny Meadows
954 Sunny Meadows	2657 Auto Central	1150 Sunny Meadows	3285 Midway/True Valu
945 Auto Central	2588 Little Photography	1150 Eustis Body Shop	3251 Auto Central
916 Chug-A-Lug	2546 Midway/True Value	1143 Auto Central	3250 Cunningham's Jo
898 Little Photography	2492 Chug-A-Lug	1134 Town & Country Bank	3212 Chug-A-Lug
872 Town & Country Bank	2443 Cunningham's Journal	1128 Cunningham's Journal	3211 Town & Country B
859 Cunningham's Journal	2425 Town & Country Bank	1125 Little Photography	3203 Little Photography

Season High Scores - Continued

Scratch Game

289	Ken McGuffin
269	Dustin Graham
267	Andy Walker
264	Shay Robinson
258	Calvin Crites
258	Bob Turner
251	Jeff Peters
250	Kenny Owen
244	Jack Robson
243	Randy Schroer

Scratch Series

724	Shay Robinson
723	Ken McGuffin
723	Dustin Graham
712	Andy Walker
667	Brad Olson
649	Jack Robson
647	Merlyn Jacobsen
642	Kenny Owen
635	Mick Patsios
617	Kevin Crites

Handicap Game

295	Calvin Crites
289	Jeff Peters
289	Ken McGuffin
285	Bob Turner
284	Andy Walker
282	F.S. Fisher
282	Shay Robinson
279	Lloyd Wilke
279	Jack Robson
278	David Hibberd

Handicap Series

763	Andy Walker
757	Brad Olson
754	Jack Robson
754	Lynn Johnson
748	Shay Robinson
739	F.S. Fisher
732	Troy Lewis
726	Jeff Peters
723	Ken McGuffin
723	Dustin Graham

Team Rosters

1 - Heartland Cleaning Lane 28 HDCP=196 Ave=829

Name	Ave	HDCP	Pins	Gms	Points High HighMost Improved				
					Won	GameSers	Ave	+/-	
Ken Berg	156	48	3745	24	18.0	191	522	156	+0.04
Bruce Albrecht	177	29	3193	18	22.0	226	577		
Bill McCracken	165	40	2484	15	11.0	202	570		
Jeff Peters	173	33	3118	18	15.0	251	612		
Nathan Wright	158	46	3328	21	10.0	208	537	158	+0.48
Lynn Johnson	188	19	2820	15	18.0	224	613		
Devin Munroe	147	56	441	3	3.0	165	441		

2 - Midway/True Value Lane 25 HDCP=195 Ave=831

Name	Ave	HDCP	Pins	Gms	Points High HighMost Improved				
					Won	GameSers	Ave	+/-	
Wendell Springer	162	43	3405	21	13.0	207	542	162	+0.14
LeRoy Hoss	163	42	3107	19	15.0	221	571		
David Hibberd	164	41	1977	12	8.5	233	541		
Lloyd Wilke	166	39	3984	24	18.0	225	569	168	-2.00
Dave Wilke	176	30	3185	18	11.5	211	568		
Rich Wilke	158	46	2381	15	11.0	182	499		

3 - Town & Country Bank Lane 26 HDCP=258 Ave=762

Name	Ave	HDCP	Pins	Gms	Points High HighMost Improved				
					Won	GameSers	Ave	+/-	
Orlin Wentz	149	54	3594	24	21.0	192	498	148	+1.75
Roger Garrelts	150	54	1358	9	4.5	171	493		
Bob Turner Sr.	151	53	3186	21	15.0	189	533	151	+0.71
Aaron Wentz	171	35	3596	21	15.0	224	594	171	+0.24
Toby McDonald	141	62	2548	18	11.0	184	471		
Scott Phillips	157	47	1895	12	8.0	200	533		
Billy Phillips	bk155	49	789	6	1.0	153	398		

4 - Sunny Meadows Lane 23 HDCP=185 Ave=843

Name	Ave	HDCP	Pins	Gms	Points High HighMost Improved				
					Won	GameSers	Ave	+/-	
Jack Robson	188	19	4512	24	23.5	244	649	191	-3.00
Merlyn Jacobsen	193	15	4062	21	20.0	231	647	193	+0.43
Lee Weatherwax	131	71	3164	24	22.0	197	474	133	-1.17
Merle Wuehler	151	53	3641	24	10.0	190	486	152	-0.29
Randy Schroer	180	27	3249	18	18.0	243	615		

5 - Cunningham's Journal Lane 20 HDCP=262 Ave=772

Name	Ave	HDCP	Pins	Gms	Points High HighMost Improved				
					Won	GameSers	Ave	+/-	
Tim Franco	120	81	2539	21	13.0	147	405	120	+0.90
Mike McCollough	147	56	2647	18	12.0	184	510		
Kenny Van Horn	131	71	1974	15	7.0	176	445		
Darrell Coe	150	54	3615	24	13.0	209	515	148	+2.63
Dustin Graham	224	0	5383	24	36.0	269	723	225	-0.71
Jerry McCollough	bk124	77	733	6	7.0	139	381		

6 - Chug-A-Lug Lane 24 HDCP=232 Ave=789

Name	Ave	HDCP	Pins	Gms	Points High HighMost Improved				
					Won	GameSers	Ave	+/-	
Kasey Frye	123	78	2975	24	18.0	184	423	122	+1.96
Luke Cross	148	55	3120	21	13.0	223	526	148	+0.57
Troy Lewis	159	45	3357	21	15.5	206	576	159	+0.86
Calvin Crites	173	33	1559	9	7.0	258	583		
Kevin Crites	186	21	4464	24	21.0	235	617	184	+2.00
Joshua Olson	162	43	2433	15	14.5	184	536		

7 - Eustis Body Shop Lane 21 HDCP=153 Ave=877

Name	Ave	HDCP	Pins	Gms	Points High HighMost Improved				
					Won	GameSers	Ave	+/-	
Matt Nolan	144	59	2162	15	10.0	194	466		
Cole Robinson	163	42	3428	21	14.5	213	550	163	+0.24
Ken Fulmer	179	27	3764	21	19.0	214	590	179	+0.24
Mark Bowman	184	23	4423	24	15.0	228	613	185	-0.71
Shay Robinson	207	2	4983	24	28.5	264	724	207	+0.63
Glen Brown	161	44	2426	15	9.5	184	509		

8 - Pegler Sysco Lane 27 HDCP=126 Ave=909

Name	Ave	HDCP	Pins	Gms	Points High HighMost Improved				
					Won	GameSers	Ave	+/-	
Kenny Owen	196	12	3540	18	17.5	250	642		
Mark Mlnarik	147	56	1764	12	10.0	181	455		
Mark Elstermeier	177	29	3718	21	12.0	210	569	177	+0.05
Ken McGuffin	212	0	4461	21	21.0	289	723	212	+0.43
Vincent Mulroney	177	29	3718	21	7.0	225	583	177	+0.05
Andy Walker	195	13	3516	18	13.0	267	712		

9 - Auto Central Lane 18 HDCP=212 Ave=812

Name	Ave	HDCP	Pins	Gms	Points High HighMost Improved				
					Won	GameSers	Ave	+/-	
Mark Woodside	164	41	3959	24	13.5	204	538	164	+0.96
Travys Woodside	138	64	2905	21	4.0	171	467	138	+0.33
Chris Stapleton	164	41	2967	18	10.5	226	596		
Bob Cherry	166	39	3996	24	16.0	212	587	171	-4.50
Kevin Moriarty	180	27	3794	21	16.0	210	590	180	+0.67

10 - Kirkland Siding Lane 19 HDCP=210 Ave=814

Name	Ave	HDCP	Pins	Gms	Points High HighMost Improved				
					Won	GameSers	Ave	+/-	
Dan Morrow	144	59	2599	18	14.0	209	492		
F.S. Fisher	144	59	3479	24	16.0	213	534	146	-1.04
Bill Kirkland	159	45	3674	23	9.0	191	511	159	+0.74
Mick Patsios	183	24	4406	24	22.5	233	635	182	+1.58
Brad Olson	184	23	4425	24	17.0	226	667	182	+2.38
Pat Murphy	bk159	45	498	3	4.0	183	498		

11 - Little Photography Lane 22 HDCP=208 Ave=816

Name	Ave	HDCP	Pins	Gms	Points High HighMost Improved				
					Won	GameSers	Ave	+/-	
Rich White	144	59	3466	24	14.0	179	454	144	+0.42
Larry Rash	162	43	3894	24	16.0	200	527	163	-0.75
Mark Wilke	158	46	3327	21	20.5	209	515	158	+0.43
Jerry Zapp	175	31	4209	24	23.0	221	584	172	+3.38
Gary Little	177	29	3724	21	17.0	218	577	177	+0.33

12 - Bye Lane 17 HDCP=0 Ave=0

Name	Ave	HDCP	Pins	Gms	Points High HighMost Improved				
					Won	GameSers	Ave	+/-	
VACANT	150	54	0	0	0	0	0	0	0
VACANT	150	54	0	0	0	0	0	0	0
VACANT	150	54	0	0	0	0	0	0	0
VACANT	150	54	0	0	0	0	0	0	0
VACANT	150	54	0	0	0	0	0	0	0

Temporary Substitutes

Name	Ave HDCP			Pins	Gms	Points High HighMost Improved			Ave	+/-	Name	Ave HDCP			Pins	Gms	Points High HighMost Improved			Ave	+/-
	Won	Game	Sers			Won	Game	Sers				Won	Game	Sers			Won	Game	Sers		
Ken Beerman	134	68	1207	9	7.0	150	422				Kelley Moes	bk170	36	495	3	3.0	189	495			
Lee Farrell	145	58	435	3	3.0	169	435				John Moore	bk122	79	380	3		140	380			
Bill Fecht	bk135	67	404	3		142	404				Ron Studnicka	109	90	986	9	6.0	125	357			
Chris Flodine	bk120	81	404	3	2.0	147	404				Frank Thomas	bk197	11	1157	6	8.0	234	588			
Chris Hamilton	bk172	34	515	3	1.0	189	515				Bob Turner	bk180	27	609	3	6.0	258	609			
Bob Hunt	131	71	393	3	3.0	158	393				Tim Vogt	bk183	24	613	3	4.0	227	613			
Chris Lopez	149	54	1341	9	7.0	183	483														

High Individual Match Points

36	Dustin Graham	28.5	Shay Robinson	23.5	Jack Robson	23	Jerry Zapp
22.5	Mick Patsios	22	Lee Weatherwax	22	Bruce Albrecht	21	Kevin Crites
21	Orlin Wentz	21	Ken McGuffin	20.5	Mark Wilke	20	Merlyn Jacobsen
19	Ken Fulmer	18	Lloyd Wilke	18	Kasey Frye	18	Randy Schroer

Individual High Averages

224.29	Dustin Graham	212.43	Ken McGuffin	207.63	Shay Robinson	193.43	Merlyn Jacobsen
188.00	Jack Robson	186.00	Kevin Crites	184.38	Brad Olson	184.29	Mark Bowman
183.58	Mick Patsios	180.67	Kevin Moriarty	179.24	Ken Fulmer	177.33	Gary Little
177.05	Mark Elstermeier	177.05	Vincent Mulroney	175.38	Jerry Zapp	171.24	Aaron Wentz

Most Improved Average

172	to	175.38	=	+3.38	Jerry Zapp	148	to	150.63	=	+2.63	Darrell Coe
182	to	184.38	=	+2.38	Brad Olson	184	to	186.00	=	+2.00	Kevin Crites
122	to	123.96	=	+1.96	Kasey Frye	148	to	149.75	=	+1.75	Orlin Wentz
182	to	183.58	=	+1.58	Mick Patsios	164	to	164.96	=	+0.96	Mark Woodside
120	to	120.90	=	+0.90	Tim Franco	159	to	159.86	=	+0.86	Troy Lewis

Team Standings

Place	#	Team Name	Points Won	Points Lost	%Won	Ave p/gm	High Game	High Sers	HDCP Game	HDCP Sers	Year-To-Date WON	Y-T-D LOST	Y-T-D % WON
1	4	Cunningham's Journal	144½	95½	60.2	776	911	2551	1171	3331	264½	215½	55.1
2	2	Midway/True Value	135½	104½	56.5	810	1012	2713	1221	3445	249½	230½	52.0
3	7	Pegler Sysco	134½	105½	56.0	903	1057	2941	1210	3400	251½	228½	52.4
4	3	Sunny Meadows	133	107	55.4	825	954	2725	1150	3313	272½	207½	56.8
5	9	Kirkland Siding	122	118	50.8	831	1007	2784	1238	3432	247½	232½	51.6
6	1	Heartland Cleaning	122	118	50.8	845	958	2755	1180	3421	269	211	56.0
7	8	Auto Central	113½	126½	47.3	823	955	2657	1149	3252	205½	274½	42.8
8	5	Chug-A-Lug	110½	129½	46.0	805	966	2690	1204	3404	240	240	50.0
9	6	Eustis Body Shop	107½	132½	44.8	879	980	2765	1150	3340	238	242	49.6
10	10	Little Photography	91½	148½	38.1	819	927	2607	1140	3246	224	256	46.7

Lane Assignments

		17-18	19-20	21-22	23-24	25-26
17	01/07	10- 4	3- 1	8- 5	2- 7	9- 6
18	01/14	9- 7	8- 2	4- 6	5- 1	3-10
19	01/21	1- 8	5- 7	9- 3	10- 6	4- 2

Last Week's Top Scores

Team Scratch Game	Team Scratch Series	Team Handicap Game	Team Handicap Series
976 Eustis Body Shop	2737 Heartland Cleaning	1135 Chug-A-Lug	3316 Heartland Cleanin
941 Heartland Cleaning	2694 Eustis Body Shop	1134 Heartland Cleaning	3258 Sunny Meadows
927 Sunny Meadows	2682 Sunny Meadows	1132 Eustis Body Shop	3188 Little Photography
911 Chug-A-Lug	2552 Little Photography	1119 Sunny Meadows	3162 Eustis Body Shop
866 Little Photography	2501 Pegler Sysco	1094 Midway/True Value	3146 Chug-A-Lug
862 Midway/True Value	2474 Chug-A-Lug	1078 Little Photography	3097 Cunningham's Jo
851 Pegler Sysco	2369 Midway/True Value	1052 Cunningham's Journal	3065 Midway/True Valu
828 Kirkland Siding	2353 Cunningham's Journal	1028 Kirkland Siding	2981 Pegler Sysco
804 Cunningham's Journal	2337 Kirkland Siding	1011 Pegler Sysco	2937 Kirkland Siding
755 Auto Central	2209 Auto Central	990 Auto Central	2914 Auto Central
Scratch Game	Scratch Series	Handicap Game	Handicap Series
253 Dustin Graham	682 Dustin Graham	257 Nathan Wright	734 Ken Berg
239 Merlyn Jacobsen	634 Merlyn Jacobsen	257 Merlyn Jacobsen	717 Nathan Wright
235 Shay Robinson	606 Vincent Mulroney	253 Dustin Graham	711 Merle Wuehler
227 Kevin Crites	599 Ken Berg	251 Merle Wuehler	696 Kenny Van Horn
215 Ken Fulmer	598 Jerry Zapp	248 Ken Fulmer	694 Jerry Zapp
214 Gary Little	585 Ken Fulmer	247 Ken Berg	688 Merlyn Jacobsen
214 Ken McGuffin	582 Nathan Wright	245 Kevin Crites	687 Luke Cross
212 Vincent Mulroney	582 Shay Robinson	245 Kenny Van Horn	684 Ken Fulmer
212 Nathan Wright	568 Kevin Crites	244 Gary Little	682 Dustin Graham
212 Jerry Zapp	567 Merle Wuehler	244 Jerry Zapp	682 Rob Meade
	567 Ken McGuffin		

Season High Scores

Team Scratch Game	Team Scratch Series	Team Handicap Game	Team Handicap Series
1057 Pegler Sysco	2941 Pegler Sysco	1238 Kirkland Siding	3445 Midway/True Valu
1012 Midway/True Value	2784 Kirkland Siding	1221 Midway/True Value	3432 Kirkland Siding
1007 Kirkland Siding	2765 Eustis Body Shop	1210 Pegler Sysco	3421 Heartland Cleanin
980 Eustis Body Shop	2755 Heartland Cleaning	1204 Chug-A-Lug	3404 Chug-A-Lug
966 Chug-A-Lug	2725 Sunny Meadows	1180 Heartland Cleaning	3400 Pegler Sysco
958 Heartland Cleaning	2713 Midway/True Value	1171 Cunningham's Journal	3340 Eustis Body Shop
955 Auto Central	2690 Chug-A-Lug	1150 Sunny Meadows	3331 Cunningham's Jo
954 Sunny Meadows	2657 Auto Central	1150 Eustis Body Shop	3313 Sunny Meadows
927 Little Photography	2607 Little Photography	1149 Auto Central	3252 Auto Central
911 Cunningham's Journal	2551 Cunningham's Journal	1140 Little Photography	3246 Little Photography

Season High Scores - Continued

Scratch Game

289	Ken McGuffin
288	Dustin Graham
267	Andy Walker
266	Gary Little
264	Shay Robinson
258	Calvin Crites
258	David Hibberd
258	Bob Turner
255	Bob Cherry
251	Jeff Peters

Scratch Series

744	Dustin Graham
724	Shay Robinson
723	Ken McGuffin
712	Andy Walker
667	Brad Olson
661	Mick Patsios
659	Mark Bowman
649	Jack Robson
648	Randy Schroer
647	Merlyn Jacobsen

Handicap Game

298	David Hibberd
295	Calvin Crites
295	Gary Little
289	Luke Cross
289	Jeff Peters
289	Ken McGuffin
288	Dustin Graham
285	Bob Cherry
285	Bob Turner
284	Andy Walker

Handicap Series

790	Luke Cross
763	Andy Walker
757	Brad Olson
754	Jack Robson
754	Lynn Johnson
749	Bill McCracken
748	Shay Robinson
744	Dustin Graham
740	Troy Lewis
739	LeRoy Hoss
739	F.S. Fisher

Team Rosters

1 - Heartland Cleaning Lane 20 HDCP=190 Ave=838

Name	Ave	HDCP	Pins	Gms	Points High HighMost Improved				
					Won	GameSers	Ave	+/-	
Ken Berg	162	43	7808	48	37.0	205	599	156	+6.67
Joel Davison	bk162	43	922	6	2.0	192	541		
Lynn Johnson	181	26	6539	36	33.0	243	613	182	-0.36
Jeff Peters	170	36	6152	36	35.0	251	612	172	-1.11
Nathan Wright	163	42	7343	45	30.0	212	582	158	+5.18
Bruce Albrecht	169	36	6113	36	28.0	226	577	175	-5.19
Bill McCracken	170	36	4087	24	19.0	226	626	164	+6.29

2 - Midway/True Value Lane 23 HDCP=190 Ave=836

Name	Ave	HDCP	Pins	Gms	Points High HighMost Improved				
					Won	GameSers	Ave	+/-	
LeRoy Hoss	165	40	6610	40	32.0	229	607	164	+1.25
David Hibberd	168	37	6072	36	30.5	258	584	167	+1.67
Lloyd Wilke	165	40	6446	39	29.0	225	569	168	-2.72
Dave Wilke	172	34	7231	42	28.5	211	568	175	-2.83
Wendell Springer	166	39	6995	42	28.5	207	555	162	+4.55
Rich Wilke	158	46	2381	15	11.0	182	499		

3 - Sunny Meadows Lane 19 HDCP=188 Ave=839

Name	Ave	HDCP	Pins	Gms	Points High HighMost Improved				
					Won	GameSers	Ave	+/-	
Jack Robson	183	24	8266	45	44.5	244	649	191	-7.31
Merlyn Jacobsen	191	17	7477	39	38.5	239	647	193	-1.28
Lee Weatherwax	132	70	6339	48	34.0	197	474	133	-0.94
Merle Wuehler	158	46	7145	45	29.5	203	567	152	+6.78
Randy Schroer	175	31	6840	39	35.0	244	648	178	-2.62

4 - Cunningham's Journal Lane 18 HDCP=246 Ave=788

Name	Ave	HDCP	Pins	Gms	Points High HighMost Improved				
					Won	GameSers	Ave	+/-	
Mike McCollough	152	52	5955	39	31.0	215	517	149	+3.69
Tim Franco	120	81	5415	45	27.0	174	428	120	+0.33
Kenny Van Horn	141	62	5082	36	25.0	181	504	133	+8.17
Darell Coe	153	51	7345	48	29.5	224	519	148	+5.02
Dustin Graham	222	0	10700	48	67.0	288	744	225	-2.08
Jerry McCollough	115	85	1037	9	8.0	139	381		

5 - Chug-A-Lug Lane 22 HDCP=222 Ave=800

Name	Ave	HDCP	Pins	Gms	Points High HighMost Improved				
					Won	GameSers	Ave	+/-	
Kasey Frye	125	76	5252	42	25.0	184	423	122	+3.05
Luke Cross	158	46	7115	45	34.0	236	631	148	+10.11
Troy Lewis	166	39	6504	39	30.5	219	605	159	+7.77
Joshua Olson	162	43	4869	30	22.0	193	536	164	-1.70
Kevin Crites	189	18	8517	45	35.5	236	641	184	+5.27
Calvin Crites	171	35	4637	27	18.5	258	607	176	-4.26

6 - Eustis Body Shop Lane 26 HDCP=155 Ave=876

Name	Ave	HDCP	Pins	Gms	Points High HighMost Improved				
					Won	GameSers	Ave	+/-	
Matt Nolan	150	54	3623	24	15.0	194	506	149	+1.96
Glen Brown	167	38	6527	39	30.5	209	534	165	+2.36
Ken Fulmer	174	32	7872	45	35.0	216	590	179	-4.07
Mark Bowman	183	24	8253	45	27.0	237	659	185	-1.60
Shay Robinson	202	7	9106	45	38.5	264	724	207	-4.64
Cole Robinson	161	44	6286	39	29.5	213	550	163	-1.82

7 - Pegler Sysco Lane 24 HDCP=165 Ave=864

Name	Ave	HDCP	Pins	Gms	Points High HighMost Improved				
					Won	GameSers	Ave	+/-	
Mark Mlnarik	133	69	4018	30	18.0	181	455	137	-3.07
Mark Elstermeier	172	34	5179	30	21.0	210	569	177	-4.37
Craig Sleicher	167	38	3022	18	12.0	199	570		
Ken McGuffin	208	1	9365	45	36.5	289	723	212	-3.89
Vincent Mulrone	184	23	8305	45	35.0	235	635	177	+7.56
Kenny Owen	195	13	5862	30	28.5	250	642	197	-1.60
Andy Walker	198	10	5942	30	27.0	267	712	194	+4.07

8 - Auto Central Lane 21 HDCP=195 Ave=831

Name	Ave	HDCP	Pins	Gms	Points High HighMost Improved				
					Won	GameSers	Ave	+/-	
Mark Woodside	166	39	7990	48	28.5	214	589	164	+2.46
Travys Woodside	140	63	6309	45	20.0	177	478	138	+2.20
Chris Stapleton	166	39	7002	42	26.0	226	596	167	-0.29
Bob Cherry	177	29	8516	48	39.5	255	621	171	+6.42
Kevin Moriarty	182	25	7647	42	29.0	232	590	180	+2.07

9 - Kirkland Siding Lane 25 HDCP=205 Ave=820

Name	Ave	HDCP	Pins	Gms	Points High HighMost Improved				
					Won	GameSers	Ave	+/-	
Dan Morrow	143	60	5171	36	26.0	209	492	144	-0.36
F.S. Fisher	143	60	6040	42	22.5	213	534	146	-2.19
Bill Kirkland	166	39	7829	47	30.0	223	606	159	+7.57
Mick Patsios	185	22	7803	42	36.5	246	661	182	+3.79
Brad Olson	183	24	8792	48	35.0	233	667	182	+1.17
Pat Murphy	156	48	1876	12	7.0	183	523		

10 - Little Photography Lane 17 HDCP=210 Ave=814

Name	Ave	HDCP	Pins	Gms	Points High HighMost Improved				
					Won	GameSers	Ave	+/-	
Rich White	146	57	7016	48	31.0	188	468	144	+2.17
Mark Wilke	153	51	6461	42	34.5	221	532	158	-4.17
Larry Rash	164	41	7875	48	27.0	211	576	163	+1.06
Jerry Zapp	176	30	6873	39	32.5	224	598	172	+4.23
Gary Little	175	31	7388	42	26.0	266	621	177	-1.10

Temporary Substitutes

Name	Ave	HDCP	Pins	Gms	Points High HighMost Improved				
					Won	GameSers	Ave	+/-	
Ken Beerman	134	68	1613	12	10.0	167	422		
Lee Farrell	157	47	1886	12	12.0	213	511		
Bill Fecht	bk135	67	404	3		142	404		
Chris Flodine	bk120	81	796	6	4.0	147	404		
Roger Garrelts	150	54	1358	9	4.5	171	493		
Chris Hamilton	bk172	34	515	3	1.0	189	515		
Bob Hunt	131	71	393	3	3.0	158	393		
Chris Lopez	152	52	1825	12	8.0	183	484		
Toby McDonald	141	62	2548	18	11.0	184	471		
Rob Meade	146	57	876	6	5.0	170	475		
Kelley Moes	178	28	3211	18	14.0	244	596		
Steve Montgomery	bk174	32	1173	6	7.5	247	599		
John Moore	bk122	79	380	3		140	380		

Name	Ave	HDCP	Pins	Gms	Points High HighMost Improved				
					Won	GameSers	Ave	+/-	
Devin Munroe	147	56	441	3	3.0	165	441		
Scott Phillips	157	47	2363	15	9.0	200	533		
Billy Phillips	bk155	49	789	6	1.0	153	398		
Ron Studnicka	120	81	2902	24	17.0	166	441	121	-0.08
Frank Thomas	bk197	11	1157	6	8.0	234	588		
Bob Turner	bk180	27	1228	6	11.0	258	619		
Bob Turner Sr.	148	55	3566	24	15.0	189	533	151	-2.42
Tim Vogt	bk183	24	613	3	4.0	227	613		
Aaron Wentz	174	32	4178	24	20.5	224	594	171	+3.08
Orlin Wentz	148	55	4018	27	21.0	192	498	148	+0.81
Ben Zechmann	bk134	68	344	3		124	344		

High Individual Match Points

67	Dustin Graham	44.5	Jack Robson	39.5	Bob Cherry	38.5	Shay Robinson
38.5	Merlyn Jacobsen	37	Ken Berg	36.5	Mick Patsios	36.5	Ken McGuffin
35.5	Kevin Crites	35	Brad Olson	35	Ken Fulmer	35	Randy Schroer
35	Vincent Mulroney	35	Jeff Peters	34.5	Mark Wilke	34	Luke Cross

Individual High Averages

222.92	Dustin Graham	208.11	Ken McGuffin	202.36	Shay Robinson	198.07	Andy Walker
195.40	Kenny Owen	191.72	Merlyn Jacobsen	189.27	Kevin Crites	185.79	Mick Patsios
184.56	Vincent Mulroney	183.69	Jack Robson	183.40	Mark Bowman	183.17	Brad Olson
182.07	Kevin Moriarty	181.64	Lynn Johnson	177.42	Bob Cherry	176.23	Jerry Zapp

Most Improved Average

148	to	158.11	=	+10.11	Luke Cross	133	to	141.17	=	+8.17	Kenny Van Horn
159	to	166.77	=	+7.77	Troy Lewis	159	to	166.57	=	+7.57	Bill Kirkland
177	to	184.56	=	+7.56	Vincent Mulroney	152	to	158.78	=	+6.78	Merle Wuehler
156	to	162.67	=	+6.67	Ken Berg	171	to	177.42	=	+6.42	Bob Cherry
164	to	170.29	=	+6.29	Bill McCracken	184	to	189.27	=	+5.27	Kevin Crites

Big Apple Fun Center

Reprint of Scores -- Week 16

Lane 17 7 - Pegler Sysco Week 16 12/17/2012

Name	Old Ave	Old HDCP	-1-	-2-	-3-	Total	HDCP Total
Mark J. Mlnarik	136	66	109	141	94	344	542
Mark N. Elstermeier	173	33	168	159	167	494	593
Craig A. Sleicher	168	37	168	171	151	490	601
Ken McGuffin	209	0	214	166	187	567	567
Vincent T. Mulroney	183	24	192	202	212	606	678
=====							
Scratch Total			851	839	811	2501	2501
Handicap			160	160	160		480
Total			1011	999	971	2501	2981
Team Points Won			0.0	2.0	0.0	2.0	2.0
Match Points Won			3.0	3.0	2.0	10.0	10.0
Total Points Won			3.0	5.0	2.0	10.0	10.0

Lane 19 9 - Kirkland Siding Week 16 12/17/2012

Name	Old Ave	Old HDCP	-1-	-2-	-3-	Total	HDCP Total
Dan C. Morrow	146	57	111	130	105	346	517
F.S. Fisher	144	59	122	133	151	406	583
Bill Kirkland	165	40	163	181	196	540	660
Mick R. Patsios	186	21	168	204	173	545	608
Brad M. Olson	184	23	146	180	174	500	569
=====							
Scratch Total			710	828	799	2337	2337
Handicap			200	200	200		600
Total			910	1028	999	2337	2937
Team Points Won			0.0	0.0	0.0	0.0	0.0
Match Points Won			1.0	0.0	1.0	6.0	6.0
Total Points Won			1.0	0.0	1.0	6.0	6.0

Lane 21 3 - Sunny Meadows Week 16 12/17/2012

Name	Old Ave	Old HDCP	-1-	-2-	-3-	Total	HDCP Total
Jack W. Robson	184	23	177	176	174	527	596
Merlyn R. Jacobsen	190	18	204	191	239	634	688
Lee Weatherwax	130	72	145	142	160	447	663
Merle L. Wuehler	156	48	164	200	203	567	711
Randy Schroer	175	31	164	192	151	507	600
=====							
Scratch Total			854	901	927	2682	2682
Handicap			192	192	192		576
Total			1046	1093	1119	2682	3258
Team Points Won			2.0	2.0	2.0	8.0	8.0
Match Points Won			2.0	3.0	3.0	16.0	16.0
Total Points Won			4.0	5.0	5.0	24.0	24.0

Lane 23 1 - Heartland Cleaning Week 16 12/17/2012

Name	Old Ave	Old HDCP	-1-	-2-	-3-	Total	HDCP Total
Ken Berg	160	45	201	202	196	599	734
Joel T. Davison	bk162	43	181	168	192	541	670
Lynn A. Johnson	182	25	167	201	163	531	606
Jeff J. Peters	171	35	176	178	130	484	589
Nathan W. Wright	160	45	178	192	212	582	717
=====							
Scratch Total			903	941	893	2737	2737
Handicap			193	193	193		579
Total			1096	1134	1086	2737	3316
Team Points Won			0.0	2.0	2.0	6.0	6.0
Match Points Won			1.0	4.0	1.0	13.0	13.0
Total Points Won			1.0	6.0	3.0	19.0	19.0

Lane 18 4 - Cunningham's Journal Week 16 12/17/2012

Name	Old Ave	Old HDCP	-1-	-2-	-3-	Total	HDCP Total
Mike McCollough	152	52	a122	a122	a122	366	522
Tim Franco	121	80	112	108	113	333	573
Kenny J. Van Horn	138	64	165	158	181	504	696
Darrell D. Coe	152	52	152	145	171	468	624
Dustin W. Graham	222	0	253	215	214	682	682
=====							
Scratch Total			804	748	801	2353	2353
Handicap			248	248	248		744
Total			1052	996	1049	2353	3097
Team Points Won			2.0	0.0	2.0	6.0	6.0
Match Points Won			1.0	2.0	3.0	12.0	12.0
Total Points Won			3.0	2.0	5.0	20.0	20.0

Lane 20 2 - Midway/True Value Week 16 12/17/2012

Name	Old Ave	Old HDCP	-1-	-2-	-3-	Total	HDCP Total
Ron J. Studnicka	121	80	119	136	88	343	583
LeRoy H. Hoss	164	41	157	179	186	522	645
David D. Hibberd	168	37	164	201	151	516	627
Lloyd A. Wilke	165	40	146	170	180	496	616
Dave L. Wilke	172	34	149	176	167	492	594
=====							
Scratch Total			735	862	772	2369	2369
Handicap			232	232	232		696
Total			967	1094	1004	2369	3065
Team Points Won			2.0	2.0	2.0	8.0	8.0
Match Points Won			3.0	3.0	4.0	16.0	16.0
Total Points Won			5.0	5.0	6.0	24.0	24.0

Lane 22 8 - Auto Central Week 16 12/17/2012

Name	Old Ave	Old HDCP	-1-	-2-	-3-	Total	HDCP Total
Mark A. Woodside	166	39	159	176	157	492	609
Travys M. Woodside	140	63	131	150	107	388	577
Chris L. Stapleton	169	36	134	135	115	384	492
Rob D. Meade	133	69	158	147	170	475	682
Bob Cherry	178	28	173	116	181	470	554
=====							
Scratch Total			755	724	730	2209	2209
Handicap			235	235	235		705
Total			990	959	965	2209	2914
Team Points Won			0.0	0.0	0.0	0.0	0.0
Match Points Won			2.0	2.0	1.0	6.0	6.0
Total Points Won			2.0	2.0	1.0	5.5	5.5

Lane 24 5 - Chug-A-Lug Week 16 12/17/2012

Name	Old Ave	Old HDCP	-1-	-2-	-3-	Total	HDCP Total
Kasey C. Frye	123	78	144	120	155	419	653
Luke M. Cross	156	48	193	159	191	543	687
Troy S. Lewis	167	38	157	153	176	486	600
Joshua K. Olson	163	42	190	121	147	458	584
Kevin D. Crites	189	18	227	161	180	568	622
=====							
Scratch Total			911	714	849	2474	2474
Handicap			224	224	224		672
Total			1135	938	1073	2474	3146
Team Points Won			2.0	0.0	0.0	2.0	2.0
Match Points Won			3.0	0.0	3.0	9.0	9.0
Total Points Won			5.0	0.0	3.0	11.0	11.0

Lane 25 6 - Eustis Body Shop Week 16 12/17/2012

Name	Old Ave	Old HDCP	-1-	-2-	-3-	Total	HDCP Total
Matt Nolan	149	54	182	161	140	483	645
Glen A. Brown	167	38	121	168	203	492	606
Ken Fulmer	173	33	161	209	215	585	684
Mark A. Bowman	183	24	195	203	154	552	624
Shay W. Robinson	202	7	169	235	178	582	603
			=====	=====	=====	=====	=====
Scratch Total			828	976	890	2694	2694
Handicap			156	156	156		468
Total			984	1132	1046	2694	3162
Team Points Won			0.0	2.0	0.0	2.0	2.0
Match Points Won			1.0	2.0	1.0	12.0	12.0
Total Points Won			1.0	4.0	1.0	14.5	14.5

Lane 26 10 - Little Photography Week 16 12/17/2012

Name	Old Ave	Old HDCP	-1-	-2-	-3-	Total	HDCP Total
Rich White	145	58	149	165	149	463	637
Mark R. Wilke	154	50	168	134	136	438	588
Larry L. Rash	163	42	201	158	178	537	663
Jerry W. Zapp	174	32	194	192	212	598	694
Gary P. Little	176	30	111	214	191	516	606
			=====	=====	=====	=====	=====
Scratch Total			823	863	866	2552	2552
Handicap			212	212	212		636
Total			1035	1075	1078	2552	3188
Team Points Won			2.0	0.0	2.0	6.0	6.0
Match Points Won			3.0	2.0	3.0	10.0	10.0
Total Points Won			5.0	2.0	5.0	16.0	16.0

Team Standings

Place	#	Team Name	Points Won	Points Lost	%Won	Ave p/gm	High Game	High Sers	HDCP Game	HDCP Sers	Year-To-Date WON	Y-T-D LOST	Y-T-D % WON
1	7	Pegler Sysco	145	95	60.4	904	1057	2941	1210	3400	396½	323½	55.1
2	2	Midway/True Value	142	98	59.2	827	1012	2713	1221	3445	391½	328½	54.4
3	4	Cunningham's Journal	139½	100½	58.1	791	911	2572	1171	3355	404	316	56.1
4	3	Sunny Meadows	129	111	53.8	842	970	2824	1150	3382	401½	318½	55.8
5	8	Auto Central	121½	118½	50.6	836	1004	2759	1184	3299	327	393	45.4
6	1	Heartland Cleaning	115	125	47.9	849	958	2755	1180	3421	384	336	53.3
7	5	Chug-A-Lug	111½	128½	46.5	819	966	2804	1204	3404	351½	368½	48.8
8	10	Little Photography	100	140	41.7	821	936	2607	1140	3246	324	396	45.0
9	6	Eustis Body Shop	99	141	41.3	875	980	2765	1150	3340	337	383	46.8
10	9	Kirkland Siding	97½	142½	40.6	832	1007	2784	1238	3432	345	375	47.9

Lane Assignments

		27-28	29-30	31-32	33-34	35-36
25	03/04	10- 2	8- 6	5- 3	9- 1	4- 7
26	03/11	5- 9	4- 1	6- 2	10- 7	8- 3
27	03/18	1- 3	6- 9	4-10	5- 8	7- 2

Last Week's Top Scores

Team Scratch Game	Team Scratch Series	Team Handicap Game	Team Handicap Series
970 Pegler Sysco	2769 Pegler Sysco	1118 Pegler Sysco	3213 Pegler Sysco
938 Eustis Body Shop	2628 Eustis Body Shop	1085 Eustis Body Shop	3153 Midway/True Valu
880 Heartland Cleaning	2569 Heartland Cleaning	1081 Cunningham's Journal	3094 Heartland Cleanin
866 Auto Central	2552 Auto Central	1069 Midway/True Value	3069 Eustis Body Shop
856 Sunny Meadows	2493 Midway/True Value	1062 Kirkland Siding	3067 Cunningham's Jo
849 Midway/True Value	2456 Sunny Meadows	1055 Heartland Cleaning	3047 Little Photography
841 Cunningham's Journal	2423 Little Photography	1034 Little Photography	3042 Kirkland Siding
826 Kirkland Siding	2347 Cunningham's Journal	1030 Sunny Meadows	3014 Auto Central
826 Little Photography	2334 Kirkland Siding	1020 Auto Central	2978 Sunny Meadows
782 Chug-A-Lug	2276 Chug-A-Lug	989 Chug-A-Lug	2897 Chug-A-Lug
Scratch Game	Scratch Series	Handicap Game	Handicap Series
269 Dustin Graham	612 Mark Bowman	269 Dustin Graham	701 Mark Elstermeier
237 Kenny Owen	608 Dustin Graham	253 Kenny Owen	690 Mark Bowman
237 Merlyn Jacobsen	605 Kenny Owen	250 Mark Elstermeier	683 David Hibberd
215 Mark Bowman	597 Brad Olson	249 Merlyn Jacobsen	672 Brad Olson
215 Mark Elstermeier	596 Mark Elstermeier	242 Joel Davison	668 Cole Robinson
214 Jack Robson	592 Vincent Mulroney	241 Mark Bowman	658 Vincent Mulroney
214 Andy Walker	590 Merlyn Jacobsen	241 Ron Studnicka	654 Luke Cross
212 Joel Davison	584 David Hibberd	237 Luke Cross	653 Kenny Owen
211 Shay Robinson	563 Kevin Crites	237 Jack Robson	649 Gary Little
210 Lynn Johnson	559 Gary Little	237 Lynn Johnson	647 Wendell Springer

Season High Scores

Team Scratch Game	Team Scratch Series	Team Handicap Game	Team Handicap Series
1057 Pegler Sysco	2941 Pegler Sysco	1238 Kirkland Siding	3445 Midway/True Valu
1012 Midway/True Value	2824 Sunny Meadows	1221 Midway/True Value	3432 Kirkland Siding
1007 Kirkland Siding	2804 Chug-A-Lug	1210 Pegler Sysco	3421 Heartland Cleanin
1004 Auto Central	2784 Kirkland Siding	1204 Chug-A-Lug	3404 Chug-A-Lug
980 Eustis Body Shop	2765 Eustis Body Shop	1184 Auto Central	3400 Pegler Sysco
970 Sunny Meadows	2759 Auto Central	1180 Heartland Cleaning	3382 Sunny Meadows
966 Chug-A-Lug	2755 Heartland Cleaning	1171 Cunningham's Journal	3355 Cunningham's Jo
958 Heartland Cleaning	2713 Midway/True Value	1150 Sunny Meadows	3340 Eustis Body Shop
936 Little Photography	2607 Little Photography	1150 Eustis Body Shop	3299 Auto Central
911 Cunningham's Journal	2572 Cunningham's Journal	1140 Little Photography	3246 Little Photography
Scratch Game	Scratch Series	Handicap Game	Handicap Series
289 Ken McGuffin	744 Dustin Graham	302 Bob Cherry	790 Luke Cross
289 Dustin Graham	724 Shay Robinson	299 Darrell Coe	763 Andy Walker
278 Merlyn Jacobsen	723 Ken McGuffin	298 David Hibberd	762 Bill Kirkland
275 Bob Cherry	712 Andy Walker	295 Calvin Crites	757 Brad Olson
267 Andy Walker	697 Merlyn Jacobsen	295 Gary Little	754 Jack Robson
266 Gary Little	674 Mick Patsios	295 Merlyn Jacobsen	754 Lynn Johnson
264 Shay Robinson	667 Brad Olson	289 Luke Cross	751 Travys Woodside
258 Calvin Crites	667 Vincent Mulroney	289 Jeff Peters	749 Bill McCracken
258 David Hibberd	665 Kenny Owen	289 Ken McGuffin	748 Shay Robinson
257 Vincent Mulroney	659 Mark Bowman	289 Dustin Graham	746 Mick Patsios
			746 Troy Lewis

Team Rosters

1 - Heartland Cleaning Lane 34 HDCP=174 Ave=855

Name	Ave	HDCP	Pins	Gms	Points High HighMost Improved				
					Won	GameSers	Ave	+/-	
Ken Berg	164	41	11847	72	53.0	205	599	156	+8.54
Bruce Albrecht	171	35	9266	54	43.0	229	597	175	-3.41
Joel Davison	177	29	3187	18	19.0	214	585		
Lynn Johnson	180	27	10802	60	46.0	244	613	182	-1.97
Nathan Wright	163	42	10773	66	41.0	212	582	158	+5.23
Bill McCracken	169	36	6624	39	29.0	226	626	164	+5.85

3 - Sunny Meadows Lane 32 HDCP=176 Ave=851

Name	Ave	HDCP	Pins	Gms	Points High HighMost Improved				
					Won	GameSers	Ave	+/-	
Jack Robson	183	24	12679	69	57.5	246	649	191	-7.25
Merlyn Jacobsen	196	12	11789	60	60.5	278	697	193	+3.48
Lee Weatherwax	135	67	8933	66	47.0	197	485	133	+2.35
Merle Wuehler	159	45	10989	69	44.5	203	567	152	+7.26
Randy Schroer	178	28	11241	63	55.0	244	648	178	+0.43

5 - Chug-A-Lug Lane 31 HDCP=211 Ave=814

Name	Ave	HDCP	Pins	Gms	Points High HighMost Improved				
					Won	GameSers	Ave	+/-	
Kasey Frye	123	78	7056	57	30.0	184	423	122	+1.79
Luke Cross	164	41	10885	66	54.0	236	631	148	+16.92
Calvin Crites	167	38	8028	48	28.5	258	607	176	-8.75
Troy Lewis	170	36	10237	60	51.5	233	635	159	+11.62
Kevin Crites	190	18	12572	66	48.5	238	641	184	+6.48
Joshua Olson	162	43	6839	42	31.0	206	544	164	-1.17

7 - Pegler Sysco Lane 36 HDCP=146 Ave=885

Name	Ave	HDCP	Pins	Gms	Points High HighMost Improved				
					Won	GameSers	Ave	+/-	
Kenny Owen	193	15	9861	51	48.5	250	665	197	-3.65
Mark Elstermeier	173	33	9358	54	42.0	215	596	177	-3.70
Mark Mlnarik	137	65	6058	44	27.0	192	455	137	+0.68
Andy Walker	197	11	7110	36	32.0	267	712	194	+3.50
Vincent Mulroney	185	22	12832	69	57.0	257	667	177	+8.97
Ken McGuffin	205	4	13575	66	57.5	289	723	212	-6.32
Craig Sleicher	166	39	4003	24	13.0	211	570	168	-1.21

9 - Kirkland Siding Lane 33 HDCP=237 Ave=785

Name	Ave	HDCP	Pins	Gms	Points High HighMost Improved				
					Won	GameSers	Ave	+/-	
Keyton Merrifield	124	77	1116	9	2.0	171	396		
F.S. Fisher	142	61	8964	63	33.5	223	534	146	-3.71
Bill Kirkland	173	33	12324	71	52.0	235	645	159	+14.58
Pat Murphy	164	41	3452	21	13.0	240	580	164	+0.38
Brad Olson	182	25	13156	72	51.5	238	667	182	+0.72
Mick Patsios	186	21	10081	54	47.5	246	674	182	+4.69

2 - Midway/True Value Lane 28 HDCP=178 Ave=849

Name	Ave	HDCP	Pins	Gms	Points High HighMost Improved				
					Won	GameSers	Ave	+/-	
Wendell Springer	167	38	10579	63	45.5	210	555	162	+5.92
LeRoy Hoss	168	37	10790	64	50.0	229	607	164	+4.59
David Hibberd	174	32	10498	60	55.5	258	603	167	+7.97
Dave Wilke	174	32	11484	66	50.5	215	580	175	-1.00
Lloyd Wilke	166	39	9985	60	43.0	225	569	168	-1.58
Rich Wilke	158	46	2381	15	11.0	182	499		

4 - Cunningham's Journal Lane 35 HDCP=240 Ave=796

Name	Ave	HDCP	Pins	Gms	Points High HighMost Improved				
					Won	GameSers	Ave	+/-	
Jerry McCollough	121	80	2179	18	15.0	156	403		
Kenny Van Horn	140	63	7604	54	31.5	181	504	133	+7.81
Mike McCollough	156	48	9873	63	48.0	215	524	149	+7.71
Darrell Coe	155	49	11180	72	49.5	248	558	148	+7.28
Dustin Graham	224	0	16145	72	100.0	289	744	225	-0.76
Tim Franco	125	76	8287	66	45.0	183	477	120	+5.56

6 - Eustis Body Shop Lane 30 HDCP=146 Ave=885

Name	Ave	HDCP	Pins	Gms	Points High HighMost Improved				
					Won	GameSers	Ave	+/-	
Cole Robinson	164	41	10371	63	53.5	223	550	163	+1.62
Glen Brown	167	38	10034	60	45.5	209	534	165	+2.23
Ken Fulmer	173	33	10911	63	42.0	216	590	179	-5.81
Mark Bowman	182	25	12577	69	42.5	237	659	185	-2.72
Shay Robinson	199	9	13198	66	50.5	264	724	207	-7.03
Matt Nolan	150	54	4961	33	22.0	194	506	149	+1.33

8 - Auto Central Lane 29 HDCP=190 Ave=838

Name	Ave	HDCP	Pins	Gms	Points High HighMost Improved				
					Won	GameSers	Ave	+/-	
Mark Woodside	163	42	10162	62	32.5	214	589	164	-0.10
Chris Stapleton	172	34	10853	63	40.0	226	596	167	+5.27
Kevin Moriarty	181	26	11998	66	46.0	232	590	180	+1.79
Bob Cherry	180	27	12971	72	57.5	275	621	171	+9.15
Travys Woodside	142	61	9427	66	39.0	212	562	138	+4.83

10 - Little Photography Lane 27 HDCP=208 Ave=816

Name	Ave	HDCP	Pins	Gms	Points High HighMost Improved				
					Won	GameSers	Ave	+/-	
Rich White	143	60	9870	69	43.0	188	468	144	-0.96
Mark Wilke	154	50	10166	66	45.5	221	532	158	-3.97
Larry Rash	166	39	11997	72	43.5	232	592	163	+3.63
Gary Little	176	30	11660	66	44.0	266	621	177	-0.33
Jerry Zapp	177	29	10106	57	44.5	234	610	172	+5.30

Temporary Substitutes

Name	Ave	HDCP	Pins	Gms	Points High HighMost Improved				
					Won	GameSers	Ave	+/-	
Ken Beerman	132	70	1987	15	11.0	167	422		
Lee Farrell	159	45	3357	21	20.0	213	525	159	+0.86
Bill Fecht	bk135	67	404	3		142	404		
Chris Flodine	bk120	81	796	6	4.0	147	404		
Roger Garrelts	150	54	1358	9	4.5	171	493		
Chris Hamilton	bk172	34	1017	6	4.0	189	515		
Gary Hatcher	bk190	18	594	3	2.0	213	594		
Bob Hunt	131	71	393	3	3.0	158	393		
Nick Kidd	bk183	24	533	3	1.0	191	533		
Chris Lopez	152	52	1825	12	8.0	183	484		
Rick Maier	bk159	45	505	3	1.0	191	505		
Toby McDonald	141	62	2548	18	11.0	184	471		
Rob Meade	145	58	1307	9	8.0	170	475		
Shawn Mizner	152	52	915	6	1.0	183	498		
Kelley Moes	181	26	4366	24	18.0	244	596	180	+1.92
Steve Montgomery	191	17	1720	9	10.5	247	599		

Name	Ave	HDCP	Pins	Gms	Points High HighMost Improved				
					Won	GameSers	Ave	+/-	
John Moore	bk122	79	380	3		140	380		
Dan Morrow	143	60	5171	36	26.0	209	492	144	-0.36
Devin Munroe	147	56	441	3	3.0	165	441		
Jeff Peters	170	36	6152	36	35.0	251	612	172	-1.11
Scott Phillips	157	47	2363	15	9.0	200	533		
Billy Phillips	bk155	49	789	6	1.0	153	398		
Ron Studnicka	121	80	3632	30	21.0	166	441	121	+0.07
Frank Thomas	190	18	1714	9	8.0	234	588		
Bob Turner	179	27	2696	15	14.5	258	619		
Bob Turner Sr.	148	55	3566	24	15.0	189	533	151	-2.42
Bob Verbeck	178	28	2146	12	14.5	206	577		
Tim Vogt	bk183	24	613	3	4.0	227	613		
Aaron Wentz	174	32	4178	24	20.5	224	594	171	+3.08
Orlin Wentz	148	55	4018	27	21.0	192	498	148	+0.81
Ben Zechmann	bk134	68	344	3		124	344		

High Individual Match Points

100	Dustin Graham	60.5	Merlyn Jacobsen	57.5	Bob Cherry	57.5	Jack Robson
57.5	Ken McGuffin	57	Vincent Mulroney	55.5	David Hibberd	55	Randy Schroer
54	Luke Cross	53.5	Cole Robinson	53	Ken Berg	52	Bill Kirkland
51.5	Brad Olson	51.5	Troy Lewis	50.5	Dave Wilke	50.5	Shay Robinson

Individual High Averages

224.24	Dustin Graham	205.68	Ken McGuffin	199.97	Shay Robinson	197.50	Andy Walker
196.48	Merlyn Jacobsen	193.35	Kenny Owen	190.48	Kevin Crites	186.69	Mick Patsios
185.97	Vincent Mulroney	183.75	Jack Robson	182.72	Brad Olson	182.28	Mark Bowman
181.92	Kelley Moes	181.79	Kevin Moriarty	180.15	Bob Cherry	180.03	Lynn Johnson

Most Improved Average

148	to	164.92	=	+16.92	Luke Cross	159	to	173.58	=	+14.58	Bill Kirkland
159	to	170.62	=	+11.62	Troy Lewis	171	to	180.15	=	+9.15	Bob Cherry
177	to	185.97	=	+8.97	Vincent Mulroney	156	to	164.54	=	+8.54	Ken Berg
167	to	174.97	=	+7.97	David Hibberd	133	to	140.81	=	+7.81	Kenny Van Horn
149	to	156.71	=	+7.71	Mike McCollough	148	to	155.28	=	+7.28	Darrell Coe

Big Apple Fun Center

Reprint of Scores -- Week 24

Lane 27 4 - Cunningham's Journal Week 24 02/25/2013

Name	Old Ave	Old HDCP	-1-	-2-	-3-	Total	HDCP Total
Jerry J. McCollough	119	81	133	112	145	390	633
Kenny J. Van Horn	141	62	118	123	153	394	580
Mike McCollough	156	48	168	161	143	472	616
Darrell D. Coe	155	49	180	176	127	483	630
Dustin W. Graham	225	0	160	269	179	608	608
Scratch Total			759	841	747	2347	2347
Handicap			240	240	240		720
Total			999	1081	987	2347	3067
Team Points Won			0.0	2.0	0.0	2.0	2.0
Match Points Won			3.0	2.0	0.0	9.0	9.0
Total Points Won			3.0	4.0	0.0	11.0	11.0

Lane 28 7 - Pegler Sysco Week 24 02/25/2013

Name	Old Ave	Old HDCP	-1-	-2-	-3-	Total	HDCP Total
Kenny Owen	192	16	190	178	237	605	653
Mark N. Elstermeier	171	35	215	181	200	596	701
Mark J. Mlnarik	137	65	136	121	169	426	621
Andy Walker	198	10	165	214	171	550	580
Vincent T. Mulrone	185	22	200	199	193	592	658
Scratch Total			906	893	970	2769	2769
Handicap			148	148	148		444
Total			1054	1041	1118	2769	3213
Team Points Won			2.0	0.0	2.0	6.0	6.0
Match Points Won			2.0	2.0	5.0	13.0	13.0
Total Points Won			4.0	2.0	7.0	19.0	19.0

Lane 29 2 - Midway/True Value Week 24 02/25/2013

Name	Old Ave	Old HDCP	-1-	-2-	-3-	Total	HDCP Total
Wendell B. Springer	167	38	170	190	173	533	647
LeRoy H. Hoss	169	36	186	138	146	470	578
David D. Hibberd	173	33	203	181	200	584	683
Ron J. Studnicka	120	81	121	103	160	384	627
Dave L. Wilke	174	32	166	186	170	522	618
Scratch Total			846	798	849	2493	2493
Handicap			220	220	220		660
Total			1066	1018	1069	2493	3153
Team Points Won			2.0	2.0	2.0	8.0	8.0
Match Points Won			3.0	3.0	3.0	12.0	12.0
Total Points Won			5.0	5.0	5.0	20.0	20.0

Lane 30 3 - Sunny Meadows Week 24 02/25/2013

Name	Old Ave	Old HDCP	-1-	-2-	-3-	Total	HDCP Total
Jack W. Robson	184	23	162	138	214	514	583
Merlyn R. Jacobsen	196	12	171	182	237	590	626
Lee Weatherwax	136	66	137	90	123	350	548
Merle L. Wuehler	158	46	178	181	149	508	646
Randy Schroer	179	27	181	180	133	494	575
Scratch Total			829	771	856	2456	2456
Handicap			174	174	174		522
Total			1003	945	1030	2456	2978
Team Points Won			0.0	0.0	0.0	0.0	0.0
Match Points Won			2.0	1.0	1.0	10.0	10.0
Total Points Won			2.0	1.0	1.0	10.0	10.0

Lane 31 5 - Chug-A-Lug Week 24 02/25/2013

Name	Old Ave	Old HDCP	-1-	-2-	-3-	Total	HDCP Total
Kasey C. Frye	125	76	113	101	76	290	518
Luke M. Cross	164	41	158	196	177	531	654
Calvin R. Crites	168	37	148	134	158	440	551
Troy S. Lewis	171	35	156	159	137	452	557
Kevin D. Crites	190	18	186	192	185	563	617
Scratch Total			761	782	733	2276	2276
Handicap			207	207	207		621
Total			968	989	940	2276	2897
Team Points Won			0.0	0.0	0.0	0.0	0.0
Match Points Won			2.0	1.0	0.0	9.0	9.0
Total Points Won			2.0	1.0	0.0	9.0	9.0

Lane 32 8 - Auto Central Week 24 02/25/2013

Name	Old Ave	Old HDCP	-1-	-2-	-3-	Total	HDCP Total
Bob Verbeck	bk181	26	169	174	166	509	587
Mark A. Woodside	163	42	174	157	179	510	636
Chris L. Stapleton	171	35	170	191	174	535	640
Kevin L. Moriarty	183	24	164	151	150	465	537
Bob Cherry	180	27	157	193	183	533	614
Scratch Total			834	866	852	2552	2552
Handicap			154	154	154		462
Total			988	1020	1006	2552	3014
Team Points Won			2.0	2.0	2.0	8.0	8.0
Match Points Won			3.0	3.0	5.0	13.0	13.0
Total Points Won			5.0	5.0	7.0	21.0	21.0

Lane 33 1 - Heartland Cleaning Week 24 02/25/2013

Name	Old Ave	Old HDCP	-1-	-2-	-3-	Total	HDCP Total
Ken Berg	164	41	156	177	169	502	625
Bruce A. Albrecht	171	35	172	176	172	520	625
Joel T. Davison	bk176	30	173	152	212	537	627
Lynn A. Johnson	180	27	210	175	146	531	612
Nathan W. Wright	163	42	169	164	146	479	605
Scratch Total			880	844	845	2569	2569
Handicap			175	175	175		525
Total			1055	1019	1020	2569	3094
Team Points Won			2.0	2.0	0.0	6.0	6.0
Match Points Won			3.0	2.0	1.0	13.0	13.0
Total Points Won			5.0	4.0	1.0	19.0	19.0

Lane 34 6 - Eustis Body Shop Week 24 02/25/2013

Name	Old Ave	Old HDCP	-1-	-2-	-3-	Total	HDCP Total
Cole K. Robinson	163	42	193	162	187	542	668
Glen A. Brown	167	38	157	122	188	467	581
Ken Fulmer	174	32	136	136	182	454	550
Mark A. Bowman	181	26	202	195	215	612	690
Shay W. Robinson	200	9	176	211	166	553	580
Scratch Total			864	826	938	2628	2628
Handicap			147	147	147		441
Total			1011	973	1085	2628	3069
Team Points Won			0.0	0.0	2.0	2.0	2.0
Match Points Won			1.0	1.0	2.0	9.0	9.0
Total Points Won			1.0	1.0	4.0	11.0	11.0

Lane 35 9 - Kirkland Siding Week 24 02/25/2013

Name	Old Ave	Old HDCP	-1-	-2-	-3-	Total	HDCP Total
Keyton S. Merrifield	125	76	119	124	120	363	591
F.S. Fisher	143	60	131	121	85	337	517
Bill Kirkland	173	33	198	185	149	532	631
Pat Murphy	163	42	186	146	173	505	631
Brad M. Olson	182	25	192	203	202	597	672
			=====	=====	=====	=====	=====
Scratch Total			826	779	729	2334	2334
Handicap			236	236	236		708
Total			1062	1015	965	2334	3042
Team Points Won			2.0	0.0	0.0	2.0	2.0
Match Points Won			4.0	2.0	2.0	10.0	10.0
Total Points Won			6.0	2.0	2.0	12.0	12.0

Lane 36 10 - Little Photography Week 24 02/25/2013

Name	Old Ave	Old HDCP	-1-	-2-	-3-	Total	HDCP Total
Rich White	142	61	132	152	168	452	635
Mark R. Wilke	154	50	140	177	124	441	591
Larry L. Rash	166	39	153	153	180	486	603
Gary P. Little	176	30	204	179	176	559	649
Jerry W. Zapp	178	28	159	148	178	485	569
			=====	=====	=====	=====	=====
Scratch Total			788	809	826	2423	2423
Handicap			208	208	208		624
Total			996	1017	1034	2423	3047
Team Points Won			0.0	2.0	2.0	6.0	6.0
Match Points Won			0.0	2.0	3.0	12.0	12.0
Total Points Won			0.0	4.0	5.0	18.0	18.0

Monday 6:45 pm

Big Apple Fun Center

Lanes 27 - 36

Thank you for bowling with us! We hope to see you next season!

Team Standings

Place	#	Team Name	Points Won	Points Lost	%Won	Ave p/gm	High Game	High Sers	HDCP Game	HDCP Sers	Year-To-Date WON	Y-T-D LOST	Y-T-D % WON
1	7	Pegler Sysco	142½	97½	59.4	902	1057	2941	1210	3400	539	421	56.1
2	1	Heartland Cleaning	138½	101½	57.7	839	958	2755	1180	3421	522½	437½	54.4
3	4	Cunningham's Journal	136½	103½	56.9	788	911	2572	1171	3355	540½	419½	56.3
4	5	Chug-A-Lug	134	106	55.8	820	966	2804	1204	3404	485½	474½	50.6
5	9	Kirkland Siding	131½	108½	54.8	826	1007	2784	1238	3432	476½	483½	49.6
6	3	Sunny Meadows	115½	124½	48.1	833	970	2824	1150	3382	517	443	53.9
7	8	Auto Central	113½	126½	47.3	830	1004	2759	1184	3299	440½	519½	45.9
8	6	Eustis Body Shop	102½	137½	42.7	866	980	2765	1150	3340	439½	520½	45.8
9	2	Midway/True Value	94	146	39.2	822	1012	2713	1221	3445	485½	474½	50.6
10	10	Little Photography	91½	148½	38.1	814	936	2607	1140	3246	415½	544½	43.3

Thanks for bowling! We hope you had a good time. See you next season!

Last Week's Top Scores

Team Scratch Game	Team Scratch Series	Team Handicap Game	Team Handicap Series
914 Pegler Sysco	2706 Pegler Sysco	1108 Cunningham's Journal	3159 Cunningham's Jo
892 Chug-A-Lug	2603 Chug-A-Lug	1082 Little Photography	3144 Midway/True Valu
886 Sunny Meadows	2550 Midway/True Value	1072 Sunny Meadows	3131 Chug-A-Lug
873 Midway/True Value	2489 Auto Central	1071 Midway/True Value	3117 Pegler Sysco
866 Cunningham's Journal	2433 Cunningham's Journal	1068 Chug-A-Lug	3074 Auto Central
865 Little Photography	2423 Kirkland Siding	1055 Auto Central	3074 Kirkland Siding
860 Auto Central	2415 Little Photography	1051 Pegler Sysco	3066 Little Photography
828 Eustis Body Shop	2404 Sunny Meadows	1033 Kirkland Siding	2962 Sunny Meadows
821 Heartland Cleaning	2343 Heartland Cleaning	1007 Heartland Cleaning	2901 Heartland Cleanin
816 Kirkland Siding	2309 Eustis Body Shop	995 Eustis Body Shop	2810 Eustis Body Shop
Scratch Game	Scratch Series	Handicap Game	Handicap Series
243 Kenny Owen	679 Kenny Owen	278 Troy Lewis	729 Darrell Coe
242 Troy Lewis	639 Dustin Graham	269 Darrell Coe	724 Kenny Owen
227 Bob Cherry	618 Mick Patsios	258 Kenny Owen	679 Jerry Zapp
221 Dustin Graham	588 Vincent Mulroney	256 Bob Cherry	678 Mick Patsios
220 Mick Patsios	580 Jerry Zapp	251 Wendell Springer	668 Lloyd Wilke
219 Darrell Coe	579 Darrell Coe	246 Jerry Zapp	661 Keyton Merrifield
213 Wendell Springer	563 Ken McGuffin	241 Kenny Van Horn	658 Troy Lewis
213 Kevin Crites	552 Brad Olson	240 Mick Patsios	657 Vincent Mulroney
213 Jerry Zapp	552 Bob Cherry	240 Joshua Olson	651 Wendell Springer
212 Vincent Mulroney	550 Troy Lewis	238 Bill McCracken	648 Joshua Olson

Season High Scores

Team Scratch Game	Team Scratch Series	Team Handicap Game	Team Handicap Series
1057 Pegler Sysco	2941 Pegler Sysco	1238 Kirkland Siding	3445 Midway/True Valu
1012 Midway/True Value	2824 Sunny Meadows	1221 Midway/True Value	3432 Kirkland Siding
1007 Kirkland Siding	2804 Chug-A-Lug	1210 Pegler Sysco	3421 Heartland Cleanin
1004 Auto Central	2784 Kirkland Siding	1204 Chug-A-Lug	3404 Chug-A-Lug
980 Eustis Body Shop	2765 Eustis Body Shop	1184 Auto Central	3400 Pegler Sysco
970 Sunny Meadows	2759 Auto Central	1180 Heartland Cleaning	3382 Sunny Meadows
966 Chug-A-Lug	2755 Heartland Cleaning	1171 Cunningham's Journal	3355 Cunningham's Jo
958 Heartland Cleaning	2713 Midway/True Value	1150 Sunny Meadows	3340 Eustis Body Shop
936 Little Photography	2607 Little Photography	1150 Eustis Body Shop	3299 Auto Central
911 Cunningham's Journal	2572 Cunningham's Journal	1140 Little Photography	3246 Little Photography

Bowlers must have completed a minimum of 48 games to be eligible for any league award.

Scratch Game	Scratch Series	Handicap Game	Handicap Series
299 Dustin Graham	782 Dustin Graham	302 Mark Woodside	790 Luke Cross
289 Ken McGuffin	724 Shay Robinson	302 Bob Cherry	782 Dustin Graham
278 Merlyn Jacobsen	723 Ken McGuffin	299 Darrell Coe	762 Bill Kirkland
275 Bob Cherry	697 Merlyn Jacobsen	299 Dustin Graham	757 Brad Olson
266 Gary Little	679 Kenny Owen	298 David Hibberd	754 Jack Robson
264 Shay Robinson	674 Mick Patsios	295 Calvin Crites	754 Lynn Johnson
258 Calvin Crites	667 Brad Olson	295 Gary Little	751 Travys Woodside
258 Mark Woodside	667 Vincent Mulroney	295 Merlyn Jacobsen	749 Bill McCracken
258 David Hibberd	659 Mark Bowman	289 Luke Cross	748 Shay Robinson
257 Vincent Mulroney	649 Jack Robson	289 Ken McGuffin	746 Mick Patsios
			746 Troy Lewis

Team Rosters

1 - Heartland Cleaning Lane 34 HDCP=188 Ave=838

Name	Ave	HDCP	Pins	Gms	Points High HighMost Improved				
					Won	GameSers	Ave	+/-	
Ken Berg	163	42	15722	96	72.0	206	599	156	+7.77
Bruce Albrecht	169	36	12216	72	58.0	229	597	175	-5.33
Bill McCracken	169	36	8146	48	41.0	226	626	164	+5.71
Lynn Johnson	176	30	14811	84	61.0	244	613	182	-5.68
Nathan Wright	161	44	14547	90	56.5	212	582	158	+3.63
Shawn Mizner	152	52	2753	18	16.0	183	499		
Joel Davison	173	33	4673	27	24.0	214	585	176	-2.93

2 - Midway/True Value Lane 30 HDCP=198 Ave=828

Name	Ave	HDCP	Pins	Gms	Points High HighMost Improved				
					Won	GameSers	Ave	+/-	
Wendell Springer	167	38	14087	84	62.5	213	555	162	+5.70
LeRoy Hoss	165	40	14056	85	58.0	229	607	164	+1.36
David Hibberd	173	33	14552	84	75.5	258	603	167	+6.24
Lloyd Wilke	163	42	13747	84	49.5	225	569	168	-4.35
Rich Wilke	160	45	4803	30	24.5	197	523	161	-0.90
Dave Wilke	174	32	12544	72	54.5	215	580	175	-0.78

3 - Sunny Meadows Lane 35 HDCP=189 Ave=838

Name	Ave	HDCP	Pins	Gms	Points High HighMost Improved				
					Won	GameSers	Ave	+/-	
Jack Robson	180	27	16241	90	72.5	246	649	191	-10.54
Merlyn Jacobsen	191	17	16072	84	71.5	278	697	193	-1.67
Lee Weatherwax	133	69	12039	90	64.5	197	485	133	+0.77
Merle Wuehler	159	45	14828	93	67.5	214	567	152	+7.44
Randy Schroer	175	31	14764	84	67.0	244	648	178	-2.24

4 - Cunningham's Journal Lane 31 HDCP=241 Ave=795

Name	Ave	HDCP	Pins	Gms	Points High HighMost Improved				
					Won	GameSers	Ave	+/-	
Tim Franco	124	77	11180	90	60.0	183	477	120	+4.22
Kenny Van Horn	140	63	10517	75	49.5	181	504	133	+7.23
Mike McCollough	152	52	13264	87	58.0	215	524	149	+3.46
Darrell Coe	155	49	14950	96	69.0	248	579	148	+7.73
Dustin Graham	224	0	21526	96	130.0	299	782	225	-0.77
Jerry McCollough	120	81	2525	21	16.0	156	403	120	+0.24

5 - Chug-A-Lug Lane 28 HDCP=175 Ave=853

Name	Ave	HDCP	Pins	Gms	Points High HighMost Improved				
					Won	GameSers	Ave	+/-	
Luke Cross	165	40	14355	87	72.0	236	631	148	+17.00
Calvin Crites	167	38	11530	69	46.5	258	607	176	-8.90
Joshua Olson	162	43	8300	51	39.0	243	544	164	-1.25
Troy Lewis	171	35	14369	84	71.5	242	635	159	+12.06
Kevin Crites	188	19	16986	90	68.5	238	641	184	+4.73
Kasey Frye	121	80	8782	72	39.0	184	423	122	-0.03

6 - Eustis Body Shop Lane 33 HDCP=170 Ave=859

Name	Ave	HDCP	Pins	Gms	Points High HighMost Improved				
					Won	GameSers	Ave	+/-	
Matt Nolan	145	58	6994	48	30.0	194	506	149	-3.29
Glen Brown	166	39	13462	81	60.5	209	534	165	+1.20
Ken Fulmer	171	35	14391	84	54.0	223	590	179	-7.68
Mark Bowman	180	27	16746	93	57.0	237	659	185	-4.94
Shay Robinson	197	11	17167	87	65.5	264	724	207	-9.68
Cole Robinson	165	40	12887	78	65.5	223	550	163	+2.22

7 - Pegler Sysco Lane 36 HDCP=138 Ave=894

Name	Ave	HDCP	Pins	Gms	Points High HighMost Improved				
					Won	GameSers	Ave	+/-	
Kenny Owen	194	14	13453	69	67.5	250	679	197	-2.03
Mark Mlnarik	138	64	8597	62	41.0	192	455	137	+1.66
Mark Elstermeier	175	31	12608	72	61.0	256	604	177	-1.89
Ken McGuffin	203	6	18337	90	77.5	289	723	212	-8.26
Vincent Mulroney	184	23	17169	93	73.5	257	667	177	+7.61
Andy Walker	196	12	8234	42	34.0	267	712	194	+2.05
Craig Sleicher	165	40	5949	36	21.0	211	570	168	-2.75

8 - Auto Central Lane 32 HDCP=192 Ave=835

Name	Ave	HDCP	Pins	Gms	Points High HighMost Improved				
					Won	GameSers	Ave	+/-	
Travys Woodside	144	59	12106	84	52.0	212	562	138	+6.12
Mark Woodside	162	43	13484	83	48.5	258	589	164	-1.54
Chris Stapleton	171	35	14912	87	57.0	226	596	167	+4.40
Bob Cherry	177	29	17041	96	70.5	275	621	171	+6.51
Kevin Moriarty	181	26	14119	78	58.5	232	590	180	+1.01

9 - Kirkland Siding Lane 29 HDCP=216 Ave=808

Name	Ave	HDCP	Pins	Gms	Points High HighMost Improved				
					Won	GameSers	Ave	+/-	
Keyton Merrifield	127	74	3063	24	12.0	178	464	125	+2.63
F.S. Fisher	141	62	11848	84	47.0	223	534	146	-4.95
Bill Kirkland	170	36	16236	95	66.0	235	645	159	+11.91
Mick Patsios	188	19	13552	72	66.5	246	674	182	+6.22
Brad Olson	182	25	17549	96	76.0	238	667	182	+0.80
Pat Murphy	163	42	4414	27	16.5	240	580	164	-0.52

10 - Little Photography Lane 27 HDCP=215 Ave=809

Name	Ave	HDCP	Pins	Gms	Points High HighMost Improved				
					Won	GameSers	Ave	+/-	
Rich White	140	63	12602	90	54.5	188	468	144	-3.98
Mark Wilke	153	51	13810	90	57.0	221	532	158	-4.56
Larry Rash	167	38	16043	96	68.5	232	592	163	+4.11
Jerry Zapp	174	32	13099	75	52.0	234	610	172	+2.65
Gary Little	175	31	15083	86	54.0	266	621	177	-1.62

Temporary Substitutes

Name	Ave	HDCP	Pins	Gms	Points High HighMost Improved				
					Won	GameSers	Ave	+/-	
Ken Beerman	134	68	3227	24	15.0	167	433	134	+0.46
Lee Farrell	161	44	3871	24	24.0	213	525	159	+2.29
Bill Fecht	bk135	67	404	3		142	404		
Chris Flodine	bk120	81	796	6	4.0	147	404		
Roger Garrelts	150	54	1358	9	4.5	171	493		
Chris Hamilton	170	36	2051	12	9.0	222	551		
Gary Hamtcher	bk190	18	594	3	2.0	213	594		
Bob Hunt	131	71	393	3	3.0	158	393		
Nick Kidd	bk183	24	533	3	1.0	191	533		
Kevin Lawn	178	28	536	3	2.0	202	536		
Chris Lopez	154	50	2310	15	12.0	213	485		
Rick Maier	bk159	45	505	3	1.0	191	505		
Toby McDonald	141	62	2548	18	11.0	184	471		
Rob Meade	145	58	1307	9	8.0	170	475		
Pat Merrifield	bk140	63	404	3	3.0	150	404		
Kelley Moes	178	28	5357	30	21.0	244	596	180	-1.43

Name	Ave	HDCP	Pins	Gms	Points High HighMost Improved				
					Won	GameSers	Ave	+/-	
Steve Montgomery	187	20	2819	15	17.5	247	599		
John Moore	bk122	79	380	3		140	380		
Dan Morrow	143	60	5171	36	26.0	209	492	144	-0.36
Devin Munroe	147	56	441	3	3.0	165	441		
Jeff Peters	170	36	6152	36	35.0	251	612	172	-1.11
Scott Phillips	157	47	2363	15	9.0	200	533		
Billy Phillips	bk155	49	789	6	1.0	153	398		
Ron Studnicka	121	80	4359	36	22.0	166	441	121	+0.08
Frank Thomas	190	18	1714	9	8.0	234	588		
Bob Turner	179	27	3769	21	19.5	258	619	179	+0.48
Bob Turner Sr.	148	55	3566	24	15.0	189	533	151	-2.42
Bob Verbeck	177	29	4258	24	24.5	226	577	177	+0.42
Tim Vogt	bk183	24	613	3	4.0	227	613		
Aaron Wentz	174	32	4178	24	20.5	224	594	171	+3.08
Orlin Wentz	148	55	4018	27	21.0	192	498	148	+0.81
Ben Zechmann	bk134	68	344	3		124	344		

High Individual Match Points

130	Dustin Graham	77.5	Ken McGuffin	76	Brad Olson	75.5	David Hibberd
73.5	Vincent Mulroney	72.5	Jack Robson	72	Luke Cross	72	Ken Berg
71.5	Merlyn Jacobsen	71.5	Troy Lewis	70.5	Bob Cherry	69	Darrell Coe
68.5	Kevin Crites	68.5	Larry Rash	67.5	Merle Wuehler	67.5	Kenny Owen

Individual High Averages

224.23	Dustin Graham	203.74	Ken McGuffin	197.32	Shay Robinson	194.97	Kenny Owen
191.33	Merlyn Jacobsen	188.73	Kevin Crites	188.22	Mick Patsios	184.61	Vincent Mulroney
182.80	Brad Olson	181.01	Kevin Moriarty	180.46	Jack Robson	180.06	Mark Bowman
177.51	Bob Cherry	176.32	Lynn Johnson	175.76	Randy Schroer	175.38	Gary Little

Most Improved Average

148	to	165.00	=	+17.00	Luke Cross	159	to	171.06	=	+12.06	Troy Lewis
159	to	170.91	=	+11.91	Bill Kirkland	156	to	163.77	=	+7.77	Ken Berg
148	to	155.73	=	+7.73	Darrell Coe	177	to	184.61	=	+7.61	Vincent Mulroney
152	to	159.44	=	+7.44	Merle Wuehler	133	to	140.23	=	+7.23	Kenny Van Horn
171	to	177.51	=	+6.51	Bob Cherry	167	to	173.24	=	+6.24	David Hibberd

Big Apple Fun Center

Reprint of Scores -- Week 32

Lane 27 1 - Heartland Cleaning Week 32 4/22/2013

Name	Old Ave	Old HDCP	-1-	-2-	-3-	Total	HDCP Total
Ken Berg	164	41	130	133	149	412	535
Bruce A. Albrecht	170	36	157	165	147	469	577
Bill McCracken	169	36	202	184	144	530	638
Lynn A. Johnson	176	30	175	178	149	502	592
Nathan W. Wright	162	43	126	161	143	430	559
=====							
Scratch Total			790	821	732	2343	2343
Handicap			186	186	186		558
Total			976	1007	918	2343	2901
Team Points Won			0.0	0.0	0.0	0.0	0.0
Match Points Won			3.0	3.0	1.0	9.0	9.0
Total Points Won			3.0	3.0	1.0	9.0	9.0

Lane 28 7 - Pegler Sysco Week 32 4/22/2013

Name	Old Ave	Old HDCP	-1-	-2-	-3-	Total	HDCP Total
Kenny Owen	193	15	243	223	213	679	724
Mark J. Mlnarik	138	64	115	127	171	413	605
Mark N. Elstermeier	176	30	169	169	125	463	553
Ken McGuffin	204	5	194	183	186	563	578
Vincent T. Mulrone	184	23	182	212	194	588	657
=====							
Scratch Total			903	914	889	2706	2706
Handicap			137	137	137		411
Total			1040	1051	1026	2706	3117
Team Points Won			2.0	2.0	2.0	8.0	8.0
Match Points Won			1.0	1.0	3.0	13.0	13.0
Total Points Won			3.0	3.0	5.0	21.0	21.0

Lane 29 5 - Chug-A-Lug Week 32 4/22/2013

Name	Old Ave	Old HDCP	-1-	-2-	-3-	Total	HDCP Total
Luke M. Cross	164	41	168	182	150	500	623
Calvin R. Crites	167	38	135	180	177	492	606
Joshua K. Olson	162	43	197	167	155	519	648
Troy S. Lewis	170	36	162	146	242	550	658
Kevin D. Crites	189	18	213	161	168	542	596
=====							
Scratch Total			875	836	892	2603	2603
Handicap			176	176	176		528
Total			1051	1012	1068	2603	3131
Team Points Won			2.0	0.0	0.0	2.0	2.0
Match Points Won			3.0	3.0	0.0	11.0	11.0
Total Points Won			5.0	3.0	0.0	13.0	13.0

Lane 30 4 - Cunningham's Journal Week 32 4/22/2013

Name	Old Ave	Old HDCP	-1-	-2-	-3-	Total	HDCP Total
Tim Franco	124	77	93	109	120	322	553
Kenny J. Van Horn	139	63	135	133	178	446	635
Mike McCollough	152	52	166	109	172	447	603
Darrell D. Coe	154	50	185	219	175	579	729
Dustin W. Graham	224	0	203	215	221	639	639
=====							
Scratch Total			782	785	866	2433	2433
Handicap			242	242	242		726
Total			1024	1027	1108	2433	3159
Team Points Won			0.0	2.0	2.0	6.0	6.0
Match Points Won			2.0	2.0	4.0	11.0	11.0
Total Points Won			2.0	4.0	6.0	17.0	17.0

Lane 31 9 - Kirkland Siding Week 32 4/22/2013

Name	Old Ave	Old HDCP	-1-	-2-	-3-	Total	HDCP Total
Keyton S. Merrifield	125	76	137	146	150	433	661
F.S. Fisher	142	61	100	137	89	326	509
Bill Kirkland	171	35	157	152	185	494	599
Mick R. Patsios	187	20	220	200	198	618	678
Brad M. Olson	182	25	202	181	169	552	627
=====							
Scratch Total			816	816	791	2423	2423
Handicap			217	217	217		651
Total			1033	1033	1008	2423	3074
Team Points Won			0.0	2.0	2.0	5.0	5.0
Match Points Won			2.0	3.0	2.0	11.0	11.0
Total Points Won			2.0	5.0	4.0	17.0	17.0

Lane 32 8 - Auto Central Week 32 4/22/2013

Name	Old Ave	Old HDCP	-1-	-2-	-3-	Total	HDCP Total
Travys M. Woodside	144	59	157	153	121	431	608
Mark A. Woodside	162	43	178	174	146	498	627
Chris L. Stapleton	171	35	188	156	141	485	590
Bob Cherry	177	29	158	167	227	552	639
Bob Verbeck	177	29	179	168	176	523	610
=====							
Scratch Total			860	818	811	2489	2489
Handicap			195	195	195		585
Total			1055	1013	1006	2489	3074
Team Points Won			2.0	0.0	0.0	3.0	3.0
Match Points Won			3.0	2.0	2.0	11.0	11.0
Total Points Won			5.0	2.0	2.0	13.0	13.0

Lane 33 3 - Sunny Meadows Week 32 4/22/2013

Name	Old Ave	Old HDCP	-1-	-2-	-3-	Total	HDCP Total
Jack W. Robson	180	27	208	158	151	517	598
Merlyn R. Jacobsen	192	16	161	172	182	515	563
Lee Weatherwax	134	68	156	97	126	379	583
Merle L. Wuehler	159	45	181	162	182	525	660
Randy Schroer	176	30	180	161	160	501	591
=====							
Scratch Total			886	750	801	2437	2437
Handicap			186	186	186		558
Total			1072	936	987	2437	2995
Team Points Won			2.0	0.0	2.0	6.0	6.0
Match Points Won			3.0	0.0	3.0	14.0	14.0
Total Points Won			5.0	0.0	5.0	20.0	20.0

Lane 34 6 - Eustis Body Shop Week 32 4/22/2013

Name	Old Ave	Old HDCP	-1-	-2-	-3-	Total	HDCP Total
Matt Nolan	146	57	125	123	143	391	562
Glen A. Brown	166	39	145	150	171	466	583
Ken Fulmer	172	34	141	149	139	429	531
Mark A. Bowman	180	27	150	200	138	488	569
Shay W. Robinson	198	10	165	206	164	535	565
=====							
Scratch Total			726	828	755	2309	2309
Handicap			167	167	167		501
Total			893	995	922	2309	2810
Team Points Won			0.0	2.0	0.0	2.0	2.0
Match Points Won			1.0	4.0	2.0	8.0	8.0
Total Points Won			1.0	6.0	2.0	10.0	10.0

Lane 35 2 - Midway/True Value Week 32 4/22/2013

Name	Old Ave	Old HDCP	-1-	-2-	-3-	Total	HDCP Total
Wendell B. Springer	167	38	213	150	174	537	651
LeRoy H. Hoss	165	40	138	167	142	447	567
David D. Hibberd	173	33	179	174	168	521	620
Lloyd A. Wilke	163	42	183	192	167	542	668
Rich Wilke	159	45	160	171	172	503	638
<i>Scratch Total</i>			873	854	823	2550	2550
<i>Handicap</i>			198	198	198		594
<i>Total</i>			1071	1052	1021	2550	3144
<i>Team Points Won</i>			0.0	2.0	0.0	4.0	4.0
<i>Match Points Won</i>			0.0	4.0	1.0	10.5	10.5
<i>Total Points Won</i>			0.0	6.0	1.0	14.5	14.5

Lane 36 10 - Little Photography Week 32 4/22/2013



Name	Old Ave	Old HDCP	-1-	-2-	-3-	Total	HDCP Total
Rich White	140	63	122	127	133	382	571
Mark R. Wilke	153	51	166	119	153	438	591
Larry L. Rash	166	39	182	160	175	517	634
Jerry W. Zapp	173	33	213	170	197	580	679
Gary P. Little	175	31	182	160	156	498	591
<i>Scratch Total</i>			865	736	814	2415	2415
<i>Handicap</i>			217	217	217		651
<i>Total</i>			1082	953	1031	2415	3066
<i>Team Points Won</i>			2.0	0.0	2.0	4.0	4.0
<i>Match Points Won</i>			3.0	1.0	2.0	11.5	11.5
<i>Total Points Won</i>			5.0	1.0	4.0	15.5	15.5

CHAMPIONSHIP ROLL-OFF -- Semifinals

LEAGUE Fort

BOWLING LEAGUE RECORD

DATE 4/29/13

TEAM Cunningham's								TEAM Heartland Cleaning							
							LANE								LANE
HDCP	BOWLER'S NAMES	AVG.	GAME 1	GAME 2	GAME 3	GAME 4	TOTAL	HDCP	BOWLER'S NAMES	AVG.	GAME 1	GAME 2	GAME 3	GAME 4	TOTAL
	Tim Franco	124	113	127	136		607		Ken Berg	141	130	155	115		503
	Kenny Vanhorn	139	166	142	120		617		Bruce Albrecht	170	142	149	152		551
	Mike McCollough	152	159	111	132		558		Bill McCracken	169	162	153	127		550
	Darrell Coe	154	161	142	158		611		Lynn Johnson	176	155	171	155		571
	Dustin Graham	224	209	235	213		657		Nathan Wright	162	125	137	158		549
◀ TOTAL HDCP.	SUB-TOTAL →		808	757	759			◀ TOTAL HDCP.	SUB-TOTAL →		714	765	707		
WON 27	HANDICAP →							WON 3	HANDICAP →						
LOST 3	TOTAL INCLUDING HANDICAP		1050	999	1001			LOST 27	TOTAL INCLUDING HANDICAP		900	951	823		
OPPOSING TEAM CAPTAIN								OPPOSING TEAM CAPTAIN							
															
<input checked="" type="checkbox"/> 7 <input checked="" type="checkbox"/> 5 <input type="checkbox"/> <input type="checkbox"/> <input type="checkbox"/>								<input type="checkbox"/> 0 <input type="checkbox"/> 2 <input type="checkbox"/> <input type="checkbox"/> <input type="checkbox"/>							

SECRETARY'S COPY

INDICATE GAME OR TOTAL PINS WON BY X IN SQUARE



INDICATE GAME OR TOTAL PINS WON BY X IN SQUARE

CHAMPIONSHIP ROLL-OFF -- Finals

LEAGUE *Fort*

BOWLING LEAGUE RECORD

DATE *5-6-13*

TEAM <i>Cunninghams</i>								TEAM <i>Pegler Sysco</i>							
		LANE								LANE					
HDCP	BOWLER'S NAMES	AVG.	GAME 1	GAME 2	GAME 3	GAME 4	TOTAL	HDCP	BOWLER'S NAMES	AVG.	GAME 1	GAME 2	GAME 3	GAME 4	TOTAL
77	<i>Tim Franco</i>		<i>87</i>	<i>128</i>	<i>136</i>		<i>582</i>	14	<i>Ken Owen</i>		<i>201</i>	<i>153</i>	<i>147</i>		<i>543</i>
63	<i>Kenny Van Horn</i>		<i>144</i>	<i>138</i>	<i>169</i>		<i>640</i>	24	<i>Mark Mincorik</i>		<i>129</i>	<i>141</i>	<i>143</i>		<i>605</i>
52	<i>Mike McCollough</i>		<i>171</i>	<i>145</i>	<i>124</i>		<i>596</i>	31	<i>Mark Elshover</i>		<i>153</i>	<i>147</i>	<i>171</i>		<i>564</i>
48	<i>Darrell Cole</i>		<i>144</i>	<i>177</i>	<i>178</i>		<i>643</i>	4	<i>Ken McLuften</i>		<i>222</i>	<i>198</i>	<i>193</i>		<i>641</i>
0	<i>Dustin Gardner</i>	<i>224</i>	<i>188</i>	<i>183</i>	<i>190</i>		<i>561</i>	23	<i>Vincent Muloney</i>		<i>174</i>	<i>178</i>	<i>169</i>		<i>650</i>
	◀ TOTAL HDCP.	SUB-TOTAL →	<i>734</i>	<i>771</i>	<i>797</i>		<i>2302</i>		◀ TOTAL HDCP.	SUB-TOTAL →	<i>949</i>	<i>817</i>	<i>823</i>		<i>2589</i>
WON	<i>8</i>	HANDICAP →						WON	<i>12</i>	HANDICAP →					
LOST	<i>12</i>	TOTAL INCLUDING HANDICAP	<i>974</i>	<i>1011</i>	<i>1037</i>		<i>3022</i>	LOST	<i>18</i>	TOTAL INCLUDING HANDICAP	<i>1087</i>	<i>955</i>	<i>961</i>	<i>2</i>	<i>3003</i>
OPPOSING TEAM CAPTAIN								OPPOSING TEAM CAPTAIN							
 <input type="checkbox"/> <input checked="" type="checkbox"/> <input checked="" type="checkbox"/> <input type="checkbox"/> <input checked="" type="checkbox"/>								 <input checked="" type="checkbox"/> <input type="checkbox"/> <input type="checkbox"/> <input type="checkbox"/> <input type="checkbox"/>							
2 5 <small>INDICATE GAME OR TOTAL PINS WON BY X IN SQUARE</small>								5 2 <small>INDICATE GAME OR TOTAL PINS WON BY X IN SQUARE</small>							

SECRETARY'S COPY